

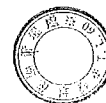
HONG KONG GARDEN
MANAGED BY T. L. 60 MGT LTD
BALANCE SHEET
(UN-AUDITED)

豪景花園
資產負債表
(未經審核)

	31/12/2016	31/12/2015
NON-CURRENT ASSETS	非流動資產	
FIXED ASSETS	固定資產	
UTILITY DEPOSITS	公共按金	
	13,392.00	13,392.00
	1,193,079.00	1,193,079.00
	<u>1,206,471.00</u>	<u>1,206,471.00</u>
CURRENT ASSETS	流動資產	
MANAGEMENT FEE RECEIVABLES	應收管理費	
ACCOUNTS RECEIVABLES	應收款項	
AMOUNT DUE FROM BUILDING MANAGER	管理公司往來賬	
CURRENT A/C WITH L.O. (FIXED DEPOSIT)	法團往來賬 (定期存款)	
PROVISIONAL TAX	電訊物業稅	
CONSUMABLE INVENTORIES	存貨結餘	
PREPAYMENT	預付款項	
CASH BALANCE	現金結餘	
BANK BALANCE	銀行結餘	
FIXED DEPOSIT	定期存款	
	2,741,612.80	2,714,328.80
	1,069,608.41	625,782.44
	0.00	0.00
	47,002,379.65	51,870,618.93
	55,526.00	55,526.00
	24,325.20	24,325.20
	64,262.00	64,262.00
	346,226.00	102,938.00
	10,251,166.14	8,280,088.99
	0.00	0.00
	<u>61,555,106.20</u>	<u>63,737,870.36</u>
CURRENT LIABILITIES	流動負債	
ACCOUNT PAYABLE & ACCRUED EXPENSES	應付款項	
MANAGEMENT FEE RECEIVED IN ADVANCE	預收款項	
REBATE FROM SHELL		
DEBRIS & TELECOM SECURITY DEPOSIT	泥按及電訊台按金	
AMOUNT DUE TO BUILDING MANAGER	管理公司往來賬	
	8,522,533.74	9,014,263.42
	205,363.00	375,084.00
	0.00	0.00
	921,608.00	822,205.00
	570,880.08	165,927.82
	<u>10,220,384.82</u>	<u>10,377,480.24</u>
NET CURRENT ASSETS	流動資產淨值	
	<u>51,334,721.38</u>	<u>53,360,390.12</u>
NET ASSETS	資產淨值	
	<u>52,541,192.38</u>	<u>54,566,861.12</u>
REPRESENTED BY :	資金分列	
MGT FEE DEP. & PUBLIC UTILITY DEP.	管理費及公共水電按金	
SINKING FUND - DOM	住宅儲備基金	
SINKING FUND - COM	商場儲備基金	
SINKING FUND - C.P.	車場儲備基金	
MAINTENANCE FUND - EST	維修基金	
	11,085,543.00	10,914,980.00
	10,748,314.70	9,160,445.28
	197,175.73	98,670.00
	3,997,826.26	3,699,867.89
	15,070,776.02	12,736,683.20
	30,014,092.71	25,695,666.37
RETAINED SURPLUS - DOM	住宅累積盈餘	
RETAINED SURPLUS - COM	商場累積盈餘	
RETAINED SURPLUS - C.P.	車場累積盈餘	
	2,664,440.63	9,349,160.09
	254,922.18	(16,706.09)
	8,522,193.86	8,623,760.75
	11,441,556.67	17,956,214.75
OWNERS' EQUITY		
	<u>52,541,192.38</u>	<u>54,566,861.12</u>

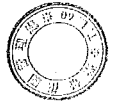
HONG KONG GARDEN 豪景花園
OWNERS' EQUITY AS AT 31/12/2016
31/12/2016 業主權益

	I.E. A/C	SINKING FUND	MF/PU DEPOSIT	MAINT. FUND	TOTAL
	累積盈餘 / (虧損)	儲備基金	管理費及公共水電按金	維修基金	總計
BLOCK 1	第一座	(481,809.44)	291,473.54	371,156.00	551,836.28
BLOCK 2	第二座	(386,491.30)	280,623.54	400,777.00	552,560.57
BLOCK 3	第三座	(186,009.31)	266,742.81	279,051.00	504,464.29
BLOCK 4	第四座	24,661.69	296,242.24	330,618.00	466,937.64
BLOCK 5	第五座	(82,112.14)	158,387.30	407,412.00	464,784.71
BLOCK 6	第六座	400,403.51	272,822.90	418,111.00	470,324.19
BLOCK 7	第七座	55,071.64	124,809.59	367,115.00	145,397.43
BLOCK 8	第八座	23,255.22	189,629.59	389,301.00	135,461.00
BLOCK 9	第九座	(175,312.26)	305,529.59	413,082.00	159,183.80
BLOCK 10	第十座	80,071.29	348,590.54	403,198.00	217,869.19
BLOCK 11	第十一座	89,433.65	510,153.14	401,127.00	498,575.26
BLOCK 12	第十二座	67,447.86	477,190.54	421,927.00	429,345.03
BLOCK 13	第十三座	(629,344.81)	358,553.73	281,251.00	593,701.06
BLOCK 14	第十四座	(434,241.37)	364,400.93	270,222.00	558,395.26
BLOCK 15	第十五座	116,932.64	245,163.51	186,499.00	254,753.24
BLOCK 16	第十六座	71,104.46	454,587.97	529,327.00	469,428.66
BLOCK 17	第十七座	134,193.53	477,036.87	426,502.00	490,410.61
BLOCK 18	第十八座	465,020.20	485,736.87	426,236.00	430,227.94
BLOCK 19	第十九座	835,471.95	861,712.23	439,273.00	656,317.31
BLOCK 20	第二十座	570,347.26	772,479.91	444,435.00	682,894.15
BLOCK 21	第二十一座	560,858.82	579,517.07	454,056.00	403,301.52
BLOCK 22	第二十二座	237,524.19	379,840.65	355,711.00	462,608.12
BLOCK 23	第二十三座	181,898.58	366,655.95	249,145.00	440,564.54
BLOCK 24	第二十四座	263,761.14	392,435.23	314,543.00	462,705.80
BLOCK 25	第二十五座	635,548.16	378,573.45	307,282.00	446,648.70
BLOCK 26	第二十六座	1,409.71	366,655.93	304,162.00	448,849.83
BLOCK 27	第二十七座	213,596.16	428,093.63	378,039.00	324,983.52
BLOCK 28	第二十八座	4,206.63	314,675.45	265,044.00	359,023.94
		<u>2,656,897.66</u>	<u>10,748,314.70</u>	<u>10,234,602.00</u>	<u>12,081,553.59</u>
CPA	車場A	4,357,588.27	914,688.19	222,880.00	821,553.25
CPB	車場B	3,292,335.88	1,210,297.70	240,201.00	671,564.58
CPC	車場C	355,682.67	987,653.64	149,739.00	666,614.24
CPD	車場D	516,587.04	885,186.73	238,121.00	548,162.96
		<u>8,522,193.86</u>	<u>3,997,826.26</u>	<u>850,941.00</u>	<u>2,707,895.03</u>
COM	商場部份	254,922.18	197,175.73	0.00	281,327.40
		<u>11,434,013.70</u>	<u>14,943,316.69</u>	<u>11,085,543.00</u>	<u>15,070,776.02</u>
					<u>52,533,649.41</u>



T.L.60
HONG KONG GARDENS - ESTATE 豪景花園-全苑
STATEMENT OF COMPREHENSIVE INCOME 收支報告表
(FORMERLY KNOWN AS INCOME & EXPENDITURE ACCOUNT)

		Jan-16 (一月)	Feb-16 (二月)	Mar-16 (三月)	Apr-16 (四月)	May-16 (五月)	Jun-16 (六月)	Jul-16 (七月)	Aug-16 (八月)	Sep-16 (九月)	Oct-16 (十月)	Nov-16 (十一月)	Dec-16 (十二月)	1-12/2016 TOTAL總計
INCOME:	收入													
BANK INTEREST INCOME	利息收入	53,496.42	308.20	67,446.34	38,388.92	261.14	264.09	311.90	350.09	376.00	255.00	247.20	295.85	162,001.15
INSURANCE COMPENSATION	保險賠償	0.00	0.00	0.00	0.00	0.00	0.00	0.00	0.00	123,656.00	0.00	0.00	0.00	123,656.00
LEGAL FEE RECOVERED	訴訟費收入	0.00	0.00	0.00	0.00	0.00	0.00	0.00	0.00	0.00	0.00	0.00	0.00	0.00
DEBRIS REMOVAL CHARGE RECOVERED	泥頭費收入	4,880.00	960.00	640.00	640.00	960.00	0.00	0.00	0.00	0.00	0.00	0.00	0.00	8,080.00
TENNIS & SQUASH COURT INCOME	網球、壁球場收入	12,605.00	13,100.00	14,765.00	13,725.00	12,715.00	14,955.00	17,430.00	15,355.00	14,460.00	16,925.00	15,080.00	15,610.00	176,725.00
SUNDRY INCOME	什項收入	12,456.70	2,029.80	3,018.90	11,035.80	2,813.00	5,871.30	12,125.00	10,324.80	9,419.50	16,461.70	10,347.40	13,843.30	109,747.20
SWIMMING POOL INCOME	泳池收入	0.00	0.00	0.00	0.00	24,832.00	49,300.00	62,248.00	25,008.00	9,184.00	1,700.00	0.00	0.00	172,272.00
		83,438.12	16,398.00	85,870.24	63,789.72	41,581.14	70,390.39	92,114.90	51,037.89	157,095.50	35,341.70	25,674.60	29,749.15	752,481.35
EXPENSES:	支出													
BANK CHARGES	銀行費用	130.00	50.00	120.00	100.00	230.00	180.00	60.00	1,320.00	860.00	90.00	50.00	20.00	3,210.00
COMMITTEE'S EXPENSES	業主會開支費用	0.00	0.00	70,006.50	0.00	0.00	0.00	0.00	0.00	0.00	0.00	0.00	0.00	70,006.50
CLEANING EXPENSES	清潔費	261,185.00	261,185.00	261,185.00	261,185.00	261,185.00	261,185.00	261,185.00	261,185.00	261,185.00	261,185.00	261,185.00	261,185.00	3,134,220.00
DEBRIS REMOVAL CHARGES	清理泥頭費	0.00	0.00	0.00	0.00	0.00	0.00	0.00	0.00	0.00	0.00	0.00	0.00	0.00
ELECTRICITY	電費	2,074.82	20,909.80	17,488.69	12,926.81	32,097.72	29,276.06	25,921.12	46,889.37	42,205.77	38,197.21	31,764.54	30,000.37	329,752.28
FESTIVAL DECORATION EXPENSES	節日裝飾	618.00	0.00	2,440.00	0.00	0.00	0.00	0.00	0.00	0.00	0.00	900.00	36,356.00	40,314.00
FURNITURE, FIXTURE AND EQUIPMENT	辦公設備	0.00	0.00	0.00	0.00	0.00	0.00	0.00	0.00	0.00	0.00	0.00	0.00	0.00
DEPRECIATION	折舊	0.00	0.00	0.00	0.00	0.00	0.00	0.00	0.00	0.00	0.00	0.00	0.00	0.00
GARDENING EXPENSES	園藝種植	0.00	0.00	3,285.00	0.00	1,450.00	797.80	7,330.00	0.00	1,500.00	7,800.00	1,180.00	0.00	23,342.80
INSURANCE	保險費	0.00	0.00	411,143.41	4,900.16	0.00	0.00	0.00	0.00	0.00	0.00	0.00	0.00	416,043.57
LEGAL FEE	訴訟費	0.00	2,000.00	1,000.00	950.00	1,000.00	2,000.00	2,000.00	1,000.00	1,000.00	1,000.00	1,000.00	1,000.00	13,950.00
MAINTENANCE, REPAIR & INSTALLATION	保養維修													
DRAINAGE, ELECTRICALS & PUMPS	水電保養維修	78,182.45	46,910.15	133,936.15	4,620.00	39,307.15	17,603.10	44,199.30	129,794.10	269,261.70	24,994.60	32,805.00	(137,504.25)	684,109.45
PIPE & ELECT. MAINT. (Hang Cheong / Atlantic)	水電保養 (恒昌/大西洋)	0.00	33,880.00	67,760.00	0.00	33,880.00	101,640.00	33,880.00	33,880.00	23,278.00	23,278.00	22,503.60	23,278.00	397,257.60
SWIMMING POOL EXPENSES	泳池費	8,952.00	0.00	0.00	0.00	8,952.00	147,266.00	115,598.00	115,618.40	72,764.00	30,764.00	11,684.00	12,844.00	524,442.40
GENERATOR	發電機	0.00	0.00	0.00	0.00	0.00	0.00	0.00	0.00	0.00	0.00	0.00	0.00	0.00
SECURITY SYSTEM	保安系統	0.00	0.00	0.00	0.00	0.00	0.00	0.00	0.00	0.00	0.00	0.00	0.00	0.00
FIRE FIGHTING SYSTEM	消防保養	0.00	1,410.00	0.00	0.00	0.00	2,500.00	0.00	0.00	0.00	0.00	0.00	0.00	3,150.00
WALKIE-TALKIE	無線電對講機	0.00	0.00	0.00	0.00	0.00	0.00	0.00	0.00	0.00	0.00	0.00	0.00	0.00
WATER TREATMENT PLANT	污水處理系統	0.00	0.00	0.00	0.00	0.00	0.00	0.00	0.00	0.00	0.00	0.00	0.00	0.00
MANAGER'S REMUNERATION 4%	管理酬金 4%	75,032.95	82,025.31	91,714.68	58,731.54	62,990.58	93,978.44	80,098.34	76,283.37	77,792.97	83,435.54	65,713.96	92,592.63	940,390.31
RENTAL EXPENSES	管理處租金	43,664.00	38,924.00	38,924.00	44,033.00	0.00	77,848.00	41,904.00	38,924.00	38,924.00	38,924.00	38,924.00	38,924.00	482,897.00
PEST CONTROL	殺蟲滅鼠	0.00	21,440.00	10,720.00	0.00	10,720.00	42,880.00	10,720.00	10,720.00	10,720.00	10,720.00	10,720.00	10,720.00	150,080.00
PRINTING AND STATIONERY	印刷及廣告費	2,168.00	29,188.40	4,944.00	0.00	15,935.70	7,023.20	17,780.20	9,738.80	22,196.85	6,475.50	7,699.60	13,706.70	136,856.95
PROFESSIONAL FEE	專業服務費	25,000.00	25,000.00	31,000.00	25,500.00	25,500.00	6,000.00	73,425.84	46,661.00	0.00	2,000.00	0.00	0.00	260,086.84
SECURITY GUARD SERVICE CHARGES	保安費	1,051,826.00	734,103.60	734,103.60	734,103.60	734,103.60	734,103.60	734,103.60	733,243.60	733,673.60	734,103.60	734,103.60	734,103.60	9,125,675.60
SUNDRY EXPENSES	什項支出	0.00	6,155.70	9,097.70	832.00	10,883.20	4,936.10	30,099.14	14,246.20	2,761.80	11,443.40	14,771.00	30,390.60	135,616.84
TELEPHONE	電話費	5,906.63	5,563.00	6,879.00	5,733.00	8,806.00	6,320.00	6,321.00	6,267.00	6,267.00	6,267.00	6,265.00	5,832.00	76,426.63
TRAVELLING	交通費	0.00	0.00	0.00	0.00	0.00	0.00	0.00	0.00	0.00	0.00	0.00	0.00	0.00
UNIFORM	制服費	0.00	13,020.40	0.00	0.00	0.00	444.00	6,309.00	0.00	2,982.90	1,239.00	0.00	1,469.90	25,465.20
WAGES / SALARIES	薪金	377,045.70	375,487.00	468,132.57	356,166.80	374,822.10	433,408.93	557,250.20	417,912.80	434,470.00	438,268.00	445,113.10	913,111.10	5,591,188.30
MPF CONTRIBUTION	強積金	19,071.14	19,023.20	20,701.30	16,901.10	15,892.04	16,347.25	34,372.04	22,969.58	20,773.52	19,390.83	22,180.67	40,946.30	268,568.97
WATER FEE	水費	0.00	416,382.40	0.00	337.00	0.00	457,701.90	0.00	16,714.50	0.00	426,768.40	0.00	83,106.80	1,401,011.00
TOTAL EXPENSES	總支出	1,950,856.69	2,132,657.96	2,384,581.60	1,527,020.01	1,637,755.09	2,443,439.38	2,082,556.78	1,983,367.72	2,022,617.11	2,169,324.08	1,708,563.07	2,407,408.45	24,450,147.94
NET GARDENS EXPENSES	淨支出	(1,867,418.57)	(2,116,259.96)	(2,298,711.36)	(1,463,230.29)	(1,596,173.95)	(2,373,048.99)	(1,990,441.88)	(1,932,329.83)	(1,865,521.61)	(2,133,982.38)	(1,682,888.47)	(2,377,659.30)	(23,697,666.59)



*報表內的1月至5月數據是由前會計公司提供，有待執業會計師核實後方可作準，最後賬目或會因應會計師意見作出調整。
如有任何查詢可致電 2491 7234 與本部聯絡。

T.L.60
HONG KONG GARDENS - BLOCK 1 豪景花園第一座
STATEMENT OF COMPREHENSIVE INCOME 收支報告表
(FORMERLY KNOWN AS INCOME & EXPENDITURE ACCOUNT)

		Jan-16 (一月)	Feb-16 (二月)	Mar-16 (三月)	Apr-16 (四月)	May-16 (五月)	Jun-16 (六月)	Jul-16 (七月)	Aug-16 (八月)	Sep-16 (九月)	Oct-16 (十月)	Nov-16 (十一月)	Dec-16 (十二月)	1-12/2016 TOTAL總計
INCOME:	收入													
MANAGEMENT FEE RECEIVED	管理費收入	108,432.00	108,432.00	108,432.00	108,432.00	108,432.00	108,432.00	108,432.00	108,432.00	108,432.00	108,432.00	108,432.00	108,432.00	1,301,184.00
ADD: BAD DEBT (M.F.) WRITTEN BACK	收回管理費壞賬	0.00	0.00	0.00	0.00	0.00	0.00	0.00	0.00	0.00	0.00	0.00	0.00	0.00
ADD: LEGAL FEE RECOVERY	訴訟費收入	0.00	0.00	0.00	0.00	0.00	0.00	0.00	0.00	0.00	0.00	0.00	0.00	0.00
ADD: INTEREST RECEIVED	利息收入	0.00	0.00	0.00	0.00	0.00	0.00	0.00	0.00	0.00	0.00	0.00	0.00	0.00
LESS: PROVISION FOR BAD DEBT - M.F.	管理費壞賬撥備													0.00
LESS: SINKING FUND	減: 儲備基金	(5,421.60)	(5,421.60)	(5,421.60)	(5,421.60)	(5,421.60)	(5,421.60)	(5,421.60)	(5,421.60)	(5,421.60)	(5,421.60)	(5,421.60)	(5,421.60)	(65,059.20)
REBATE	油公司回贈	0.00	0.00	0.00	0.00	0.00	0.00	0.00	0.00	0.00	0.00	0.00	0.00	0.00
		103,010.40	103,010.40	103,010.40	103,010.40	103,010.40	103,010.40	103,010.40	103,010.40	103,010.40	103,010.40	103,010.40	103,010.40	1,236,124.80
EXPENSES:	減: 支出													
APPORTIONMENT OF GARDENS EXPENSES	公共費用之分攤	50,384.59	57,098.55	62,021.25	39,479.24	43,066.17	64,026.94	53,703.87	52,135.95	50,333.41	57,576.72	45,405.81	64,151.33	639,383.83
AUDITORS REMUNERATION	核數費	0.00	0.00	0.00	0.00	0.00	0.00	0.00	0.00	0.00	0.00	0.00	0.00	0.00
CLEANING EXPENSES	清潔費	7,634.00	7,634.00	7,634.00	7,634.00	7,634.00	7,634.00	7,634.00	7,634.00	7,634.00	7,634.00	7,634.00	7,634.00	91,608.00
COUNSULTING FEE	諮詢費	0.00	0.00	0.00	0.00	0.00	0.00	0.00	0.00	0.00	0.00	0.00	0.00	0.00
ELECTRICITY	電費	7,797.00	9,303.00	10,147.00	7,680.00	10,151.00	10,293.00	10,557.00	10,653.00	9,588.00	11,188.00	10,115.00	8,844.00	116,316.00
FESTIVAL DECORATION EXPENSES	節日裝飾	0.00	0.00	370.00	0.00	0.00	0.00	0.00	0.00	0.00	0.00	0.00	0.00	370.00
FURNITURE, FIXTURES & EQUIPMENT	屋苑設備	0.00	0.00	0.00	0.00	0.00	0.00	0.00	0.00	0.00	0.00	0.00	0.00	0.00
MAINTENANCE, REPAIR & INSTALLATION	保養維修													0.00
DRAINAGE, ELECTRICALS & PUMPS	水電保養維修	764.33	21,500.00	57.39	395.00	0.00	97.30	1,792.29	15,648.03	16,199.30	0.00	4,933.24	63,301.88	124,688.76
PIPE & ELECT. MAINT. (Hang Cheong / Atlantic)	水電保養 (恒昌/大西洋)	0.00	4,200.00	8,400.00	0.00	4,200.00	12,600.00	4,200.00	4,200.00	2,885.60	2,885.60	2,789.60	2,885.60	49,246.40
SECURITY SYSTEM / SMATV. SYM	保安系統/衛星電視	644.14	1,288.28	562.00	82.14	644.14	1,768.14	726.28	644.14	644.14	1,094.14	2,594.14	644.14	11,335.82
FIRE FIGHTING SYSTEM	消防保養	0.00	5,650.00	0.00	0.00	0.00	500.00	0.00	0.00	0.00	0.00	0.00	20,189.91	26,339.91
LIFTS	升降機	0.00	7,400.00	8,800.00	(14,700.00)	4,400.00	4,400.00	13,200.00	4,400.00	4,980.00	4,400.00	4,400.00	4,400.00	46,080.00
MANAGER'S REMUNERATION 4%	管理酬金 4%	2,499.00	3,771.84	2,898.82	1,474.85	2,541.17	2,969.23	3,013.18	3,187.17	3,137.24	2,549.67	2,761.73	5,779.99	36,583.89
MAINTENANCE FUND 11%	維修基金 11%	6,872.26	10,372.56	7,971.74	4,055.83	6,988.21	8,165.39	8,286.25	8,764.71	8,627.41	7,011.58	7,594.76	15,894.97	100,605.67
SECURITY GUARD SERVICE CHARGES	保安費	44,679.20	35,624.00	35,624.00	35,624.00	35,624.00	35,624.00	35,624.00	35,624.00	35,624.00	35,624.00	35,624.00	35,624.00	436,543.20
PRINTING AND STATIONERY	印刷及廣告費	0.00	0.00	0.00	0.00	0.00	0.00	0.00	0.00	0.00	0.00	77.25	0.00	77.25
LEGAL FEE	訴訟費	0.00	0.00	0.00	0.00	0.00	0.00	0.00	0.00	0.00	0.00	0.00	0.00	0.00
SUNDRY EXPENSES	什項支出	806.40	1,540.76	720.00	0.00	720.00	1,158.36	1,440.00	720.00	720.00	759.90	720.00	820.20	10,125.62
TELEPHONE	電話費	150.00	156.00	156.00	156.00	156.00	156.00	156.00	156.00	156.00	156.00	156.00	156.00	1,866.00
WATER FEE	水費	0.00	0.00	0.00	0.00	0.00	0.00	0.00	0.00	0.00	0.00	0.00	0.00	0.00
TOTAL EXPENSES	總支出	122,230.92	165,538.99	145,362.20	81,881.06	116,124.69	149,392.36	140,332.87	143,767.00	140,529.10	130,879.61	124,805.53	230,326.02	1,691,170.35
SURPLUS / (DEFICIT) FOR THE PERIOD	本期盈餘(赤字)	(19,220.52)	(62,528.59)	(42,351.80)	21,129.34	(13,114.29)	(46,381.96)	(37,322.47)	(40,756.60)	(37,518.70)	(27,869.21)	(21,795.13)	(127,315.62)	(455,045.55)
SURPLUS B/F FROM 1/1/2016	承上結存	(26,763.89)	(45,984.41)	(108,513.00)	(150,864.80)	(129,735.46)	(142,849.75)	(189,231.71)	(226,554.18)	(267,310.78)	(304,829.48)	(332,698.69)	(354,493.82)	(26,763.89)
BALANCE C/F	累積盈餘(赤字)	(45,984.41)	(108,513.00)	(150,864.80)	(129,735.46)	(142,849.75)	(189,231.71)	(226,554.18)	(267,310.78)	(304,829.48)	(332,698.69)	(354,493.82)	(481,809.44)	(481,809.44)



*報表內的1月至5月數據是由前會計公司提供，有待執業會計師核實後方可作準，最後賬目或會因應會計師意見作出調整。
如有任何查詢可致電 2491 7234 與本部聯絡。

T.L.60
HONG KONG GARDENS - BLOCK 2 豪景花園第二座
STATEMENT OF COMPREHENSIVE INCOME 收支報告表
(FORMERLY KNOWN AS INCOME & EXPENDITURE ACCOUNT)

		Jan-16 (一月)	Feb-16 (二月)	Mar-16 (三月)	Apr-16 (四月)	May-16 (五月)	Jun-16 (六月)	Jul-16 (七月)	Aug-16 (八月)	Sep-16 (九月)	Oct-16 (十月)	Nov-16 (十一月)	Dec-16 (十二月)	I-12/2016 TOTAL總計
INCOME:	收入													
MANAGEMENT FEE RECEIVED	管理費收入	108,432.00	108,432.00	108,432.00	108,432.00	108,432.00	108,432.00	108,432.00	108,432.00	108,432.00	108,432.00	108,432.00	108,432.00	1,301,184.00
ADD: BAD DEBT (M.F.) WRITTEN BACK	收回管理費壞賬													0.00
ADD: LEGAL FEE RECOVERY	訴訟費收入	0.00	0.00	0.00	0.00	0.00	0.00	0.00	0.00	0.00	0.00	0.00	0.00	0.00
ADD: INTEREST RECEIVED	利息收入	0.00	0.00	0.00	0.00	0.00	169.50	0.00	0.00	0.00	0.00	0.00	0.00	169.50
LESS: SINKING FUND	減: 儲備基金	(5,421.60)	(5,421.60)	(5,421.60)	(5,421.60)	(5,421.60)	(5,421.60)	(5,421.60)	(5,421.60)	(5,421.60)	(5,421.60)	(5,421.60)	(5,421.60)	(65,059.20)
REBATE	油公司回贈	0.00	0.00	0.00	0.00	0.00	0.00	0.00	0.00	0.00	0.00	0.00	0.00	0.00
		103,010.40	103,010.40	103,010.40	103,010.40	103,010.40	103,179.90	103,010.40	103,010.40	103,010.40	103,010.40	103,010.40	103,010.40	1,236,294.30
EXPENSES:	減: 支出													
APPORTIONMENT OF GARDENS EXPENSES	公共費用之分攤	50,384.59	57,098.55	62,021.25	39,479.24	43,066.17	64,026.94	53,703.87	52,135.95	50,333.41	57,576.72	45,405.81	64,151.33	639,383.83
AUDITORS REMUNERATION	核數費	0.00	0.00	0.00	0.00	0.00	0.00	0.00	0.00	0.00	0.00	0.00	0.00	0.00
CLEANING EXPENSES	清潔費	7,634.00	7,634.00	7,634.00	7,634.00	7,634.00	7,634.00	7,634.00	7,634.00	7,634.00	7,634.00	7,634.00	7,634.00	91,608.00
COUNSULTING FEE	諮詢費	0.00	0.00	0.00	0.00	0.00	0.00	0.00	0.00	0.00	0.00	0.00	0.00	0.00
ELECTRICITY	電費	6,738.00	9,593.00	8,704.00	7,528.00	10,945.00	10,467.00	7,199.00	11,870.00	8,881.00	11,406.00	8,987.00	8,368.00	110,686.00
FESTIVAL DECORATION EXPENSES	節日裝飾	0.00	0.00	370.00	0.00	0.00	0.00	0.00	0.00	0.00	0.00	0.00	0.00	370.00
FURNITURE, FIXTURES & EQUIPMENT	屋苑設備	0.00	0.00	0.00	0.00	0.00	0.00	0.00	0.00	0.00	0.00	0.00	0.00	0.00
LEGAL FEE	訴訟費	0.00	0.00	0.00	0.00	0.00	0.00	0.00	0.00	0.00	0.00	0.00	0.00	0.00
MAINTENANCE, REPAIR & INSTALLATION	保養維修													
DRAINAGE, ELECTRICALS & PUMPS	水電保養維修	27,764.33	23,188.00	57.39	0.00	0.00	97.30	6,551.29	2,238.03	9,544.30	0.00	4,293.24	23,596.88	97,330.76
PIPE & ELECT. MAINT. (Hang Cheong / Atlantic)	水電保養 (恒昌/大西洋)	0.00	4,200.00	8,400.00	0.00	4,200.00	12,600.00	4,200.00	4,200.00	2,885.60	2,885.60	2,789.60	2,885.60	49,246.40
SECURITY SYSTEM / SMATV. SYM	保安系統/衛星電視	644.14	1,288.28	562.00	82.14	644.14	1,768.14	726.28	644.14	644.14	644.14	644.14	644.14	8,935.82
FIRE FIGHTING SYSTEM	消防保養	0.00	4,610.00	0.00	0.00	4,000.00	500.00	0.00	0.00	0.00	0.00	0.00	10,800.00	19,910.00
LIFTS	升降機	0.00	7,400.00	8,800.00	0.00	4,400.00	4,400.00	13,200.00	4,400.00	4,980.00	4,400.00	4,400.00	4,400.00	60,780.00
MANAGER'S REMUNERATION 4%	管理酬金 4%	3,536.64	3,831.56	2,841.10	2,040.97	2,732.93	2,988.27	3,072.85	2,699.45	3,065.96	2,561.27	2,613.01	3,800.54	35,784.55
MAINTENANCE FUND 11%	維修基金 11%	9,725.77	10,536.79	7,813.01	5,612.66	7,515.55	8,217.74	8,450.35	7,423.48	8,431.39	7,043.48	7,185.78	10,451.50	98,407.50
SECURITY GUARD SERVICE CHARGES	保安費	44,679.20	35,624.00	35,624.00	35,624.00	35,624.00	35,624.00	35,624.00	35,624.00	35,624.00	35,624.00	35,624.00	35,624.00	436,543.20
PRINTING AND STATIONERY	印刷及廣告費	0.00	0.00	0.00	0.00	0.00	0.00	0.00	0.00	0.00	0.00	77.25	0.00	77.25
SUNDRY EXPENSES	什項支出	806.40	1,527.16	720.00	0.00	720.00	1,158.36	1,530.80	720.00	6,300.00	759.90	720.00	905.00	15,867.62
TELEPHONE	電話費	150.00	156.00	156.00	156.00	156.00	156.00	156.00	156.00	156.00	156.00	156.00	156.00	1,866.00
TRAVELLING	交通費	0.00	0.00	0.00	0.00	0.00	0.00	0.00	0.00	0.00	0.00	0.00	0.00	0.00
WATER FEE	水費	0.00	568.60	0.00	0.00	0.00	301.90	0.00	0.00	0.00	522.00	0.00	0.00	1,392.50
TOTAL EXPENSES	總支出	152,063.07	167,255.94	143,702.75	98,157.01	121,637.79	149,939.65	142,048.44	129,745.05	138,479.80	131,213.11	120,529.83	173,416.99	1,668,189.43
SURPLUS / (DEFICIT) FOR THE PERIOD	本期盈餘/(赤字)	(49,052.67)	(64,245.54)	(40,692.35)	4,853.39	(18,627.39)	(46,759.75)	(39,038.04)	(26,734.65)	(35,469.40)	(28,202.71)	(17,519.43)	(70,406.59)	(431,895.13)
SURPLUS B/F FROM 1/1/2016	承上結存	45,403.83	(3,648.84)	(67,894.38)	(108,586.73)	(103,733.34)	(122,360.73)	(169,120.48)	(208,158.52)	(234,893.17)	(270,362.57)	(298,565.28)	(316,084.71)	45,403.83
BALANCE C/F	累積盈餘/(赤字)	(3,648.84)	(67,894.38)	(108,586.73)	(103,733.34)	(122,360.73)	(169,120.48)	(208,158.52)	(234,893.17)	(270,362.57)	(298,565.28)	(316,084.71)	(386,491.30)	(386,491.30)



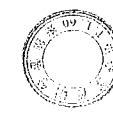
T.L.60
HONG KONG GARDENS - BLOCK 3 豪景花園第三座
STATEMENT OF COMPREHENSIVE INCOME 收支報告表
(FORMERLY KNOWN AS INCOME & EXPENDITURE ACCOUNT)

		Jan-16 (一月)	Feb-16 (二月)	Mar-16 (三月)	Apr-16 (四月)	Mny-16 (五月)	Jun-16 (六月)	Jul-16 (七月)	Aug-16 (八月)	Sep-16 (九月)	Oct-16 (十月)	Nov-16 (十一月)	Dec-16 (十二月)	1-12/2016 TOTAL總計
INCOME:	收入													
MANAGEMENT FEE RECEIVED	管理費收入	113,112.00	113,112.00	113,112.00	113,112.00	113,112.00	113,112.00	113,112.00	113,112.00	113,112.00	113,112.00	113,112.00	113,112.00	1,357,344.00
ADD: INTEREST RECEIVED	利息收入	0.00	0.00	0.00	0.00	0.00	0.00	0.00	0.00	0.00	0.00	0.00	0.00	0.00
ADD: BAD DEBT (M.F.) WRITTEN BACK	收回管理費壞賬													0.00
ADD: LEGAL FEE RECOVERY	訴訟費收入	0.00	0.00	0.00	0.00	0.00	0.00	0.00	0.00	0.00	0.00	0.00	0.00	0.00
LESS: SINKING FUND	減: 儲備基金	(5,655.60)	(5,655.60)	(5,655.60)	(5,655.60)	(5,655.60)	(5,655.60)	(5,655.60)	(5,655.60)	(5,655.60)	(5,655.60)	(5,655.60)	(5,655.60)	(67,867.20)
REBATE	油公司回贈	0.00	0.00	0.00	0.00	0.00	0.00	0.00	0.00	0.00	0.00	0.00	0.00	0.00
		107,456.40	107,456.40	107,456.40	107,456.40	107,456.40	107,456.40	107,456.40	107,456.40	107,456.40	107,456.40	107,456.40	107,456.40	1,289,476.80
EXPENSES:	減: 支出													
APPORTIONMENT OF GARDENS EXPENSES	公共費用之攤分	49,124.98	55,671.09	60,470.72	38,492.26	41,989.52	62,426.27	52,361.27	50,832.55	49,075.07	56,137.30	44,270.66	62,547.55	623,399.24
AUDITORS REMUNERATION	核數費	0.00	0.00	0.00	0.00	0.00	0.00	0.00	0.00	0.00	0.00	0.00	0.00	0.00
CLEANING EXPENSES	清潔費	7,634.00	7,634.00	7,634.00	7,634.00	7,634.00	7,634.00	7,634.00	7,634.00	7,634.00	7,634.00	7,634.00	7,634.00	91,608.00
COUNSULTING FEE	諮詢費	0.00	0.00	0.00	0.00	0.00	0.00	0.00	0.00	0.00	0.00	0.00	0.00	0.00
ELECTRICITY	電費	4,765.00	9,420.00	7,781.00	7,014.00	9,862.00	10,289.00	6,823.00	10,686.00	8,155.00	10,625.00	8,225.00	7,824.00	101,469.00
FESTIVAL DECORATION EXPENSES	節日裝飾	0.00	0.00	370.00	0.00	0.00	0.00	0.00	0.00	0.00	0.00	0.00	0.00	370.00
FURNITURE, FIXTURES & EQUIPMENT	屋苑設備	0.00	0.00	0.00	0.00	0.00	0.00	0.00	0.00	0.00	0.00	0.00	0.00	0.00
MAINTENANCE, REPAIR & INSTALLATION	保養維修													
DRAINAGE, ELECTRICALS & PUMPS	水電保養維修	10,169.33	75.00	15,157.39	0.00	0.00	97.30	451.29	1,337.04	25,144.30	0.00	613.24	94,666.88	147,711.77
PIPE & ELECT. MAINT. (Hang Cheong / Atlantic)	水電保養 (恒昌/大西洋)	0.00	4,200.00	8,400.00	0.00	4,200.00	12,600.00	4,200.00	4,200.00	2,885.60	2,885.60	2,789.60	2,885.60	49,246.40
SECURITY SYSTEM / SMATV. SYM	保安系統/衛星電視	504.14	1,008.28	422.00	82.14	504.14	1,348.14	586.28	504.14	504.14	504.14	504.14	504.14	6,975.82
FIRE FIGHTING SYSTEM	消防保養	0.00	3,600.00	0.00	0.00	0.00	500.00	0.00	0.00	0.00	0.00	0.00	1,550.00	5,650.00
LIFTS	升降機	0.00	7,400.00	8,800.00	0.00	4,400.00	13,200.00	4,400.00	4,980.00	4,400.00	4,400.00	4,400.00	4,400.00	60,780.00
MANAGER'S REMUNERATION 4%	管理酬金 4%	2,740.26	2,810.40	3,395.38	2,020.41	2,516.81	2,944.66	2,790.18	2,603.25	3,424.92	2,494.75	2,422.53	6,233.54	36,397.09
MAINTENANCE FUND 11%	維修基金 11%	7,535.71	7,728.61	9,337.28	5,556.12	6,921.22	8,097.80	7,673.00	7,158.93	9,418.53	6,860.56	6,661.96	17,142.25	100,091.97
SECURITY GUARD SERVICE CHARGES	保安費	44,679.20	35,624.00	35,624.00	35,624.00	35,624.00	35,624.00	35,624.00	35,624.00	35,624.00	35,624.00	35,624.00	35,624.00	436,543.20
PRINTING AND STATIONERY	印刷及廣告費	0.00	0.00	0.00	0.00	0.00	0.00	0.00	0.00	0.00	0.00	77.25	0.00	77.25
LEGAL FEE	訴訟費	0.00	0.00	0.00	0.00	0.00	0.00	0.00	0.00	0.00	0.00	0.00	0.00	0.00
SUNDRY EXPENSES	什項支出	604.80	1,142.82	540.00	0.00	540.00	967.94	1,080.00	540.00	540.00	540.00	540.00	594.00	7,629.56
TELEPHONE	電話費	150.00	156.00	156.00	156.00	156.00	156.00	156.00	156.00	156.00	156.00	156.00	156.00	1,866.00
WATER FEE	水費	0.00	0.00	0.00	0.00	0.00	0.00	0.00	0.00	0.00	0.00	0.00	0.00	0.00
TOTAL EXPENSES	總支出	127,907.42	136,470.20	158,087.77	96,578.93	114,347.69	147,085.11	132,579.02	125,675.91	147,541.56	127,861.35	113,918.38	241,761.96	1,669,815.30
SURPLUS / (DEFICIT) FOR THE PERIOD	本期盈餘/(赤字)	(20,451.02)	(29,013.80)	(50,631.37)	10,877.47	(6,891.29)	(39,628.71)	(25,122.62)	(18,219.51)	(40,085.16)	(20,404.95)	(6,461.98)	(134,305.56)	(380,338.50)
SURPLUS B/F FROM 1/1/2016	承上結存	194,329.19	173,878.17	144,864.37	94,233.00	105,110.47	98,219.18	58,590.47	33,467.85	15,248.34	(24,836.82)	(45,241.77)	(51,703.75)	194,329.19
BALANCE C/F	累積盈餘/(赤字)	173,878.17	144,864.37	94,233.00	105,110.47	98,219.18	58,590.47	33,467.85	15,248.34	(24,836.82)	(45,241.77)	(51,703.75)	(186,009.31)	(186,009.31)



T.L.60
HONG KONG GARDENS - BLOCK 4 豪景花園第四座
STATEMENT OF COMPREHENSIVE INCOME 收支報告表
(FORMERLY KNOWN AS INCOME & EXPENDITURE ACCOUNT)

		Jan-16 (一月)	Feb-16 (二月)	Mnr-16 (三月)	Apr-16 (四月)	May-16 (五月)	Jun-16 (六月)	Jul-16 (七月)	Aug-16 (八月)	Sep-16 (九月)	Oct-16 (十月)	Nov-16 (十一月)	Dec-16 (十二月)	1-12/2016 TOTAL總計
INCOME:	收入													
MANAGEMENT FEE RECEIVED	管理費收入	104,760.00	104,760.00	104,760.00	104,760.00	104,760.00	104,760.00	104,760.00	104,760.00	104,760.00	104,760.00	104,760.00	104,760.00	1,257,120.00
ADD: LEGAL FEE RECOVERY	訴訟費收入	0.00	0.00	0.00	0.00	0.00	0.00	0.00	0.00	0.00	0.00	0.00	0.00	0.00
ADD: INTEREST RECEIVED	利息收入	0.00	0.00	0.00	0.00	0.00	0.00	0.00	0.00	0.00	0.00	0.00	0.00	0.00
LESS: SINKING FUND	減: 儲備基金	(5,238.00)	(5,238.00)	(5,238.00)	(5,238.00)	(5,238.00)	(5,238.00)	(5,238.00)	(5,238.00)	(5,238.00)	(5,238.00)	(5,238.00)	(5,238.00)	(62,856.00)
REBATE	油公司回贈	0.00	0.00	0.00	0.00	0.00	0.00	0.00	0.00	0.00	0.00	0.00	0.00	0.00
		99,522.00	99,522.00	99,522.00	99,522.00	99,522.00	99,522.00	99,522.00	99,522.00	99,522.00	99,522.00	99,522.00	99,522.00	1,194,264.00
EXPENSES:	減: 支出													
APPORTIONMENT OF GARDENS EXPENSES	公共費用之分攤	49,124.98	55,671.09	60,470.72	38,492.26	41,989.52	62,426.27	52,361.27	50,832.55	49,075.07	56,137.30	44,270.66	62,547.55	623,399.24
AUDITORS REMUNERATION	核數費	0.00	0.00	0.00	0.00	0.00	0.00	0.00	0.00	0.00	0.00	0.00	0.00	0.00
CLEANING EXPENSES	清潔費	7,634.00	7,634.00	7,634.00	7,634.00	7,634.00	7,634.00	7,634.00	7,634.00	7,634.00	7,634.00	7,634.00	7,634.00	91,608.00
COUNSULTING FEE	諮詢費	0.00	0.00	0.00	0.00	0.00	0.00	0.00	0.00	0.00	0.00	0.00	0.00	0.00
ELECTRICITY	電費	7,352.00	7,283.00	5,877.00	6,223.00	7,465.00	10,645.00	6,541.00	9,251.00	7,898.00	8,682.00	7,470.00	6,492.00	91,179.00
FESTIVAL DECORATION EXPENSES	節日裝飾	0.00	378.00	370.00	0.00	0.00	0.00	0.00	0.00	0.00	0.00	0.00	0.00	748.00
FURNITURE, FIXTURES & EQUIPMENT	屋苑設備	0.00	0.00	0.00	0.00	0.00	0.00	0.00	0.00	0.00	0.00	0.00	0.00	0.00
MAINTENANCE, REPAIR & INSTALLATION	保養維修													
DRAINAGE, ELECTRICALS & PUMPS	水電保養維修	169.33	21,675.00	277.39	0.00	19,800.00	1,848.07	801.29	1,603.10	9,545.70	0.00	613.24	6,966.88	63,300.00
PIPE & ELECT. MAINT. (Hang Cheong / Atlantic)	水電保養 (恒昌/大西洋)	0.00	4,200.00	8,400.00	0.00	4,200.00	12,600.00	4,200.00	4,200.00	2,885.60	2,885.60	2,789.60	2,885.60	49,246.40
SECURITY SYSTEM / SMATV. SYM	保安系統/衛星電視	504.14	3,508.28	422.00	82.14	504.14	1,348.14	586.28	504.14	504.14	504.14	504.14	504.14	9,475.82
FIRE FIGHTING SYSTEM	消防保養	0.00	3,440.00	0.00	0.00	0.00	500.00	0.00	0.00	0.00	0.00	0.00	0.00	3,940.00
LIFTS	升降機	0.00	7,400.00	8,800.00	0.00	4,400.00	4,400.00	13,200.00	4,400.00	4,980.00	4,400.00	4,400.00	4,400.00	60,780.00
MANAGER'S REMUNERATION 4%	管理酬金 4%	2,443.76	3,697.92	2,724.02	1,988.77	3,212.93	3,028.93	2,792.90	2,556.49	2,774.99	2,417.03	2,392.33	2,610.26	32,640.33
MAINTENANCE FUND 11%	維修基金 11%	6,720.28	10,169.27	7,491.04	5,469.11	8,835.55	8,329.55	7,680.48	7,030.35	7,631.21	6,646.83	6,578.91	7,178.23	89,760.81
SECURITY GUARD SERVICE CHARGES	保安費	44,679.20	35,624.00	35,624.00	35,624.00	35,624.00	35,624.00	35,624.00	35,624.00	35,231.20	35,624.00	35,624.00	35,624.00	436,150.40
PRINTING AND STATIONERY	印刷及廣告費	0.00	0.00	0.00	0.00	0.00	0.00	0.00	0.00	0.00	0.00	77.25	0.00	77.25
LEGAL FEE	訴訟費	0.00	0.00	0.00	0.00	0.00	0.00	0.00	0.00	0.00	0.00	0.00	0.00	0.00
SUNDRY EXPENSES	什項支出	604.80	1,149.62	540.00	0.00	540.00	967.94	1,080.00	540.00	540.00	540.00	540.00	594.00	7,636.36
TELEPHONE	電話費	150.00	156.00	156.00	156.00	156.00	156.00	156.00	156.00	156.00	156.00	156.00	156.00	1,866.00
WATER FEE	水費	0.00	0.00	0.00	0.00	0.00	0.00	0.00	0.00	0.00	0.00	0.00	0.00	0.00
TOTAL EXPENSES	總支出	119,382.49	161,986.18	138,786.17	95,669.28	134,361.14	149,507.90	132,657.22	124,331.63	128,855.91	125,626.90	113,050.13	137,592.66	1,561,807.61
SURPLUS / (DEFICIT) FOR THE PERIOD	本期盈餘/(赤字)	(19,860.49)	(62,464.18)	(39,264.17)	3,852.72	(34,839.14)	(49,985.90)	(33,135.22)	(24,809.63)	(29,333.91)	(26,104.90)	(13,528.13)	(38,070.66)	(367,543.61)
SURPLUS B/F FROM 1/1/2016	承上結存	392,205.30	372,344.81	309,880.63	270,616.46	274,469.18	239,630.04	189,644.14	156,508.92	131,699.29	102,365.38	76,260.48	62,732.35	392,205.30
BALANCE C/F	累積盈餘/(赤字)	372,344.81	309,880.63	270,616.46	274,469.18	239,630.04	189,644.14	156,508.92	131,699.29	102,365.38	76,260.48	62,732.35	24,661.69	24,661.69



T.L.60
HONG KONG GARDENS - BLOCK 5 豪景花園第五座
STATEMENT OF COMPREHENSIVE INCOME 收支報告表
(FORMERLY KNOWN AS INCOME & EXPENDITURE ACCOUNT)

		Jan-16 (一月)	Feb-16 (二月)	Mar-16 (三月)	Apr-16 (四月)	May-16 (五月)	Jun-16 (六月)	Jul-16 (七月)	Aug-16 (八月)	Sep-16 (九月)	Oct-16 (十月)	Nov-16 (十一月)	Dec-16 (十二月)	1-12/2016 TOTAL總計
INCOME:	收入													
MANAGEMENT FEE RECEIVED	管理費收入	140,624.00	140,624.00	140,624.00	140,624.00	140,624.00	140,624.00	140,624.00	140,624.00	140,624.00	140,624.00	140,624.00	140,624.00	1,687,488.00
ADD: BAD DEBT (M.F.)WRITTEN BACK	收回管理費壞賬	0.00	0.00	0.00	0.00	0.00	0.00	0.00	0.00	0.00	0.00	0.00	0.00	0.00
ADD: LEGAL FEE RECOVERY	訴訟費收入	0.00	0.00	0.00	434.20	0.00	0.00	0.00	0.00	0.00	0.00	0.00	0.00	434.20
ADD: INTEREST RECEIVED	利息收入	0.00	0.00	0.00	0.00	0.00	0.00	0.00	0.00	0.00	0.00	0.00	0.00	0.00
LESS: PROVISION FOR BAD DEBT - M.F.	管理費壞賬撥備													0.00
LESS: SINKING FUND	減: 儲備基金	(7,031.20)	(7,031.20)	(7,031.20)	(7,031.20)	(7,031.20)	(7,031.20)	(7,031.20)	(7,031.20)	(7,031.20)	(7,031.20)	(7,031.20)	(7,031.20)	(84,374.40)
REBATE	油公司回贈	0.00	0.00	0.00	0.00	0.00	0.00	0.00	0.00	0.00	0.00	0.00	0.00	0.00
		133,592.80	133,592.80	133,592.80	134,027.00	133,592.80	133,592.80	133,592.80	133,592.80	133,592.80	133,592.80	133,592.80	133,592.80	1,603,547.80
EXPENSES:	減: 支出													
APPORTIONMENT OF GARDENS EXPENSES	公共費用之分攤	61,581.17	69,787.12	75,803.75	48,252.40	52,636.43	78,255.15	65,638.06	63,721.72	61,518.61	70,371.54	55,495.99	78,407.18	781,469.12
AUDITORS REMUNERATION	核數費	0.00	0.00	0.00	0.00	0.00	0.00	0.00	0.00	0.00	0.00	0.00	0.00	0.00
CLEANING EXPENSES	清潔費	7,634.00	7,634.00	7,634.00	7,634.00	7,634.00	7,634.00	7,634.00	7,634.00	7,634.00	7,634.00	7,634.00	7,634.00	91,608.00
CONSULTING FEE	諮詢費	0.00	0.00	0.00	0.00	0.00	0.00	0.00	0.00	0.00	0.00	0.00	0.00	0.00
ELECTRICITY	電費	12,992.00	11,375.00	9,265.00	9,974.00	12,048.00	16,792.00	10,378.00	14,081.02	12,251.92	14,062.19	11,972.75	10,621.27	145,813.15
FESTIVAL DECORATION EXPENSES	節日裝飾	0.00	0.00	370.00	0.00	0.00	0.00	0.00	0.00	0.00	0.00	0.00	0.00	370.00
FURNITURE, FIXTURES & EQUIPMENT	屋苑設備	0.00	0.00	0.00	0.00	0.00	0.00	0.00	0.00	0.00	0.00	0.00	0.00	0.00
LEGAL FEE	訴訟費	0.00	0.00	0.00	0.00	0.00	0.00	0.00	0.00	0.00	0.00	0.00	0.00	0.00
MAINTENANCE, REPAIR & INSTALLATION	保養維修													
DRAINAGE, ELECTRICALS & PUMPS	水電保養維修	8,569.34	35,675.00	12,297.39	595.00	595.00	4,408.07	4,499.29	10,563.10	9,640.70	0.00	7,253.24	39,396.88	133,493.01
PIPE & ELECT. MAINT. (Hang Cheong / Atlantic)	水電保養 (恒昌/大西洋)	0.00	4,200.00	8,400.00	0.00	4,200.00	12,600.00	4,200.00	4,200.00	2,885.60	2,885.60	2,789.60	2,885.60	49,246.40
SECURITY SYSTEM /SMATV. SYM	保安系統/衛星電視	769.14	1,538.28	687.00	82.14	769.14	2,143.14	851.28	769.14	769.14	769.14	769.14	769.14	10,685.82
FIRE FIGHTING SYSTEM	消防保養	0.00	16,120.00	0.00	0.00	4,800.00	500.00	0.00	0.00	0.00	0.00	0.00	8,470.59	29,890.59
LIFTS	升降機	0.00	7,400.00	8,800.00	0.00	4,400.00	4,400.00	13,200.00	4,400.00	4,980.00	4,400.00	4,400.00	4,400.00	60,780.00
MANAGER'S REMUNERATION 4%	管理酬金 4%	3,031.17	4,864.09	3,364.54	2,162.61	2,844.25	3,426.73	3,134.90	3,132.29	2,992.85	2,658.03	2,862.24	4,440.42	38,914.12
MAINTENANCE FUND 11%	維修基金 11%	8,335.72	13,376.24	9,252.47	5,947.17	7,821.68	9,423.50	8,620.98	8,613.80	8,230.35	7,309.59	7,871.16	12,211.15	107,013.81
SECURITY GUARD SERVICE CHARGES	保安費	44,679.20	35,624.00	35,624.00	35,624.00	35,624.00	35,624.00	35,624.00	35,624.00	35,624.00	35,624.00	35,624.00	35,624.00	436,543.20
PRINTING AND STATIONERY	印刷及廣告費	0.00	0.00	0.00	0.00	0.00	0.00	0.00	0.00	0.00	0.00	77.25	0.00	77.25
SUNDRY EXPENSES	什項支出	985.60	1,879.94	880.00	0.00	880.00	1,410.99	1,830.00	880.00	880.00	919.90	880.00	1,053.00	12,479.43
TELEPHONE	電話費	150.00	156.00	156.00	156.00	156.00	156.00	156.00	156.00	156.00	156.00	156.00	156.00	1,866.00
WATER FEE	水費	0.00	0.00	0.00	0.00	0.00	0.00	0.00	0.00	0.00	0.00	0.00	0.00	0.00
TOTAL EXPENSES	總支出	148,727.34	209,629.67	172,534.15	110,427.32	134,408.50	176,773.58	155,766.51	153,775.07	147,563.17	146,789.99	137,785.37	206,069.23	1,900,249.90
SURPLUS / (DEFICIT) FOR THE PERIOD	本期盈餘/(赤字)	(15,134.54)	(76,036.87)	(38,941.35)	23,599.68	(815.70)	(43,180.78)	(22,173.71)	(20,182.27)	(13,970.37)	(13,197.19)	(4,192.57)	(72,476.43)	(296,702.10)
SURPLUS B/F FROM 1/1/2016	承上結存	214,589.96	199,455.42	123,418.55	84,477.20	108,076.88	107,261.18	64,080.40	41,906.69	21,724.42	7,754.05	(5,443.14)	(9,635.71)	214,589.96
BALANCE C/F	累積盈餘/(赤字)	199,455.42	123,418.55	84,477.20	108,076.88	107,261.18	64,080.40	41,906.69	21,724.42	7,754.05	(5,443.14)	(9,635.71)	(82,112.14)	(82,112.14)

*報表內的1月至5月數據是由前會計公司提供，有待執業會計師核實後方可作準，最後賬目或會因應會計師意見作出調整。
如有任何查詢可致電 2491 7234 與本部聯絡。



T.L.60
HONG KONG GARDENS - BLOCK 6 豪景花園第六座
STATEMENT OF COMPREHENSIVE INCOME 收支報告表
(FORMERLY KNOWN AS INCOME & EXPENDITURE ACCOUNT)

		Jan-16 (一月)	Feb-16 (二月)	Mar-16 (三月)	Apr-16 (四月)	May-16 (五月)	Jun-16 (六月)	Jul-16 (七月)	Aug-16 (八月)	Sep-16 (九月)	Oct-16 (十月)	Nov-16 (十一月)	Dec-16 (十二月)	1-12/2016 TOTAL 總計
INCOME:	收入													
MANAGEMENT FEE RECEIVED	管理費收入	110,352.00	110,352.00	110,352.00	110,352.00	110,352.00	110,352.00	110,352.00	110,352.00	110,352.00	110,352.00	110,352.00	110,352.00	1,324,224.00
ADD: BAD DEBT (M.F.) WRITTEN BACK	收回管理費壞賬	0.00	0.00	0.00	0.00	0.00	0.00	0.00	0.00	0.00	0.00	0.00	0.00	0.00
ADD: LEGAL FEE RECOVERY	訴訟費收入	0.00	0.00	0.00	0.00	0.00	0.00	0.00	0.00	0.00	0.00	0.00	0.00	0.00
ADD: INTEREST RECEIVED	利息收入	0.00	0.00	0.00	0.00	0.00	0.00	0.00	0.00	0.00	0.00	0.00	0.00	0.00
LESS: PROVISION FOR BAD DEBT - M.F.	管理費壞賬撥備													0.00
LESS: SINKING FUND	減: 儲備基金	(5,517.60)	(5,517.60)	(5,517.60)	(5,517.60)	(5,517.60)	(5,517.60)	(5,517.60)	(5,517.60)	(5,517.60)	(5,517.60)	(5,517.60)	(5,517.60)	(66,211.20)
TELECOM STATION INCOME	電訊台收入	9,000.00	9,000.00	9,000.00	9,000.00	9,000.00	9,000.00	9,000.00	9,000.00	9,000.00	9,000.00	9,000.00	9,000.00	108,000.00
LESS: PROPERTY TAX OF TELECOM	減: 電訊物業稅	0.00	0.00	0.00	0.00	0.00	0.00	0.00	0.00	0.00	0.00	0.00	0.00	0.00
REBATE	油公司回贈	0.00	0.00	0.00	0.00	0.00	0.00	0.00	0.00	0.00	0.00	0.00	0.00	0.00
		113,834.40	113,834.40	113,834.40	113,834.40	113,834.40	113,834.40	113,834.40	113,834.40	113,834.40	113,834.40	113,834.40	113,834.40	1,366,012.80
EXPENSES:	減: 支出													
APPORTIONMENT OF GARDENS EXPENSES	公共費用之分攤	61,581.17	69,787.12	75,803.75	48,252.40	52,636.43	78,255.15	65,638.06	63,721.72	61,518.61	70,371.54	55,495.99	78,407.18	781,469.12
AUDITORS REMUNERATION	核數費	0.00	0.00	0.00	0.00	0.00	0.00	0.00	0.00	0.00	0.00	0.00	0.00	0.00
CLEANING EXPENSES	清潔費	7,634.00	7,634.00	7,634.00	7,634.00	7,634.00	7,634.00	7,634.00	7,634.00	7,634.00	7,634.00	7,634.00	7,634.00	91,608.00
COUNSULTING FEE	諮詢費	0.00	0.00	0.00	0.00	0.00	0.00	0.00	0.00	0.00	0.00	0.00	0.00	0.00
ELECTRICITY	電費	13,405.00	10,744.00	9,509.00	9,818.00	11,050.00	15,100.00	9,548.00	12,712.00	11,132.00	12,847.00	11,217.00	10,057.00	137,139.00
FESTIVAL DECORATION EXPENSES	節日裝飾	0.00	0.00	370.00	0.00	0.00	0.00	0.00	0.00	0.00	0.00	0.00	0.00	370.00
FURNITURE, FIXTURES & EQUIPMENT	屋苑設備	0.00	0.00	0.00	0.00	0.00	0.00	0.00	0.00	0.00	0.00	0.00	0.00	0.00
GOVERNMENT RATES	差餉	810.00	0.00	0.00	810.00	0.00	0.00	810.00	0.00	0.00	810.00	0.00	0.00	3,240.00
MAINTENANCE, REPAIR & INSTALLATION	保養維修													
DRAINAGE, ELECTRICALS & PUMPS	水電保養維修	33,864.34	28,421.00	12,983.39	1,100.00	0.00	1,020.07	1,577.79	14,285.10	11,157.70	0.00	13.24	50,491.88	154,914.51
PIPE & ELECT. MAINT. (Hang Cheong / Atlantic)	水電保養 (恒昌/大西洋)	0.00	4,200.00	8,400.00	0.00	4,200.00	12,600.00	4,200.00	4,200.00	2,885.60	2,885.60	2,789.60	2,885.60	49,246.40
SECURITY SYSTEM / SMATV. SYM	保安系統/衛星電視	769.14	1,538.28	687.00	82.14	769.14	2,143.14	851.28	769.14	769.14	769.14	769.14	769.14	10,685.82
FIRE FIGHTING SYSTEM	消防保養	0.00	5,320.00	0.00	0.00	0.00	500.00	0.00	0.00	0.00	0.00	0.00	2,880.00	8,700.00
LIFTS	升降機	0.00	7,400.00	8,800.00	0.00	4,400.00	4,400.00	13,200.00	4,400.00	4,980.00	4,400.00	4,400.00	4,400.00	60,780.00
MANAGER'S REMUNERATION 4%	管理酬金 4%	4,091.89	4,116.62	3,401.74	2,208.97	2,588.53	3,223.53	3,014.44	3,226.41	3,008.74	2,641.83	2,542.41	4,634.62	38,699.73
MAINTENANCE FUND 11%	維修基金 11%	11,252.70	11,320.71	9,354.77	6,074.66	7,118.45	8,864.70	8,289.72	8,872.63	8,274.03	7,265.02	6,991.63	12,745.22	106,424.24
SECURITY GUARD SERVICE CHARGES	保安費	44,679.20	35,624.00	35,624.00	35,624.00	35,624.00	35,624.00	35,624.00	35,624.00	35,624.00	35,624.00	35,624.00	35,624.00	436,543.20
PRINTING AND STATIONERY	印刷及廣告費	0.00	0.00	0.00	0.00	0.00	0.00	0.00	0.00	0.00	0.00	77.25	0.00	77.25
LEGAL FEE	訴訟費	0.00	0.00	0.00	0.00	0.00	0.00	0.00	0.00	0.00	0.00	0.00	0.00	0.00
SUNDRY EXPENSES	什項支出	985.60	1,878.24	880.00	0.00	880.00	1,410.99	1,760.00	880.00	880.00	919.90	880.00	968.00	12,322.73
TRAVELLING	交通費	0.00	0.00	0.00	0.00	0.00	0.00	0.00	0.00	0.00	0.00	0.00	0.00	0.00
TELEPHONE	電話費	150.00	156.00	156.00	156.00	156.00	156.00	156.00	156.00	156.00	156.00	156.00	156.00	1,866.00
WATER FEE	水費	0.00	0.00	0.00	0.00	0.00	0.00	0.00	0.00	0.00	0.00	0.00	0.00	0.00
TOTAL EXPENSES	總支出	179,223.04	188,139.97	173,603.65	111,760.17	127,056.55	170,931.58	152,303.29	156,481.00	148,019.82	146,324.03	128,590.26	211,652.64	1,894,086.00
SURPLUS / (DEFICIT) FOR THE PERIOD	本期盈餘/(赤字)	(65,388.64)	(74,305.57)	(59,769.25)	2,074.23	(13,222.15)	(57,097.18)	(38,468.89)	(42,646.60)	(34,185.42)	(32,489.63)	(14,755.86)	(97,818.24)	(528,073.20)
SURPLUS B/F FROM 1/1/2016	承上結存	928,476.71	863,088.07	788,782.50	729,013.25	731,087.48	717,865.33	660,768.15	622,299.26	579,652.66	545,467.24	512,977.61	498,221.75	928,476.71
BALANCE C/F	累積盈餘/(赤字)	863,088.07	788,782.50	729,013.25	731,087.48	717,865.33	660,768.15	622,299.26	579,652.66	545,467.24	512,977.61	498,221.75	400,403.51	400,403.51

*報表內的1月至5月數據是由前會計公司提供，有待執業會計師核實後方可作準，最後賬目或會因應會計師意見作出調整。
如有任何查詢可致電 2491 7234 與本部聯絡。



T.L.60
HONG KONG GARDENS - BLOCK 7 豪景花園第七座
STATEMENT OF COMPREHENSIVE INCOME 收支報告表
(FORMERLY KNOWN AS INCOME & EXPENDITURE ACCOUNT)

		Jan-16 (一月)	Feb-16 (二月)	Mar-16 (三月)	Apr-16 (四月)	May-16 (五月)	Jun-16 (六月)	Jul-16 (七月)	Aug-16 (八月)	Sep-16 (九月)	Oct-16 (十月)	Nov-16 (十一月)	Dec-16 (十二月)	1-12/2016 TOTAL 總計
INCOME:	收入													
MANAGEMENT FEE RECEIVED	管理費收入	160,600.00	160,600.00	160,600.00	160,600.00	160,600.00	160,600.00	160,600.00	160,600.00	160,600.00	160,600.00	160,600.00	160,600.00	1,927,200.00
ADD: LEGAL FEE RECOVERY	訴訟費收入	0.00	0.00	0.00	0.00	0.00	0.00	0.00	0.00	0.00	0.00	0.00	0.00	0.00
LESS: SINKING FUND	減: 儲備基金	(8,030.00)	(8,030.00)	(8,030.00)	(8,030.00)	(8,030.00)	(8,030.00)	(8,030.00)	(8,030.00)	(8,030.00)	(8,030.00)	(8,030.00)	(8,030.00)	(96,360.00)
REBATE	油公司回贈	0.00	0.00	0.00	0.00	0.00	0.00	0.00	0.00	0.00	0.00	0.00	0.00	0.00
		152,570.00	152,570.00	152,570.00	152,570.00	152,570.00	152,570.00	152,570.00	152,570.00	152,570.00	152,570.00	152,570.00	152,570.00	1,830,840.00
EXPENSES:	減: 支出													
APPORTIONMENT OF GARDENS EXPENSES	公共費用之分攤	83,134.57	94,212.61	102,335.06	65,140.74	71,059.19	105,644.46	88,611.38	86,024.32	83,050.12	95,001.58	74,919.58	105,849.70	1,054,983.31
AUDITORS REMUNERATION	核數費	0.00	0.00	0.00	0.00	0.00	0.00	0.00	0.00	0.00	0.00	0.00	0.00	0.00
CLEANING EXPENSES	清潔費	7,634.00	7,634.00	7,634.00	7,634.00	7,634.00	7,634.00	7,634.00	7,634.00	7,634.00	7,634.00	7,634.00	7,634.00	91,608.00
COUNSULTING FEE	諮詢費	0.00	0.00	0.00	0.00	0.00	0.00	0.00	0.00	0.00	0.00	0.00	0.00	0.00
ELECTRICITY	電費	14,154.00	9,909.00	11,610.00	9,962.00	10,160.00	14,134.00	9,083.00	12,564.00	10,280.00	12,776.00	10,305.00	9,865.00	134,802.00
FESTIVAL DECORATION EXPENSES	節日裝飾	0.00	0.00	370.00	0.00	0.00	0.00	0.00	0.00	0.00	0.00	0.00	0.00	370.00
FURNITURE, FIXTURES & EQUIPMENT	屋苑設備	0.00	0.00	0.00	0.00	0.00	0.00	0.00	0.00	0.00	0.00	0.00	0.00	0.00
MAINTENANCE, REPAIR & INSTALLATION	保養維修													
DRAINAGE, ELECTRICALS & PUMPS	水電保養維修	7,445.00	6,350.00	9,456.44	0.00	2,615.00	417.83	577.29	4,404.17	11,347.52	0.00	7,253.24	397.88	50,264.37
PIPB & ELECT. MAINT. (Hang Cheong / Atlantic)	水電保養 (恒昌/大西洋)	0.00	4,200.00	8,400.00	0.00	4,200.00	12,600.00	4,200.00	4,200.00	2,885.60	2,885.60	2,789.60	2,885.60	49,246.40
SECURITY SYSTEM / SMATV, SYM	保安系統/衛星電視	597.15	2,844.30	6,395.00	82.15	597.15	1,627.14	679.30	597.15	597.15	597.15	1,047.15	597.15	16,257.94
FIRE FIGHTING SYSTEM	消防保養	0.00	5,740.00	0.00	0.00	0.00	500.00	0.00	0.00	0.00	0.00	0.00	1,450.00	7,690.00
LIFTS	升降機	0.00	5,980.00	13,600.00	0.00	6,800.00	13,600.00	6,800.00	6,800.00	6,800.00	6,800.00	6,800.00	6,800.00	87,580.00
MANAGER'S REMUNERATION 4%	管理酬金 4%	3,012.94	3,190.31	3,753.10	2,168.06	2,734.73	3,503.37	2,923.82	2,967.32	3,036.25	2,682.19	2,890.73	2,697.70	35,560.52
MAINTENANCE FUND 11%	維修基金 11%	8,285.59	8,773.36	10,321.02	5,962.16	7,520.50	9,634.27	8,040.51	8,160.12	8,349.69	7,376.02	7,949.51	7,418.67	97,791.42
SECURITY GUARD SERVICE CHARGES	保安費	44,679.20	35,624.00	35,624.00	35,624.00	35,624.00	35,624.00	35,624.00	35,624.00	35,624.00	35,624.00	35,624.00	35,624.00	436,543.20
PRINTING AND STATIONERY	印刷及廣告費	0.00	0.00	0.00	0.00	0.00	0.00	0.00	0.00	0.00	0.00	77.25	0.00	77.25
LEGAL FEE	訴訟費	0.00	0.00	0.00	0.00	0.00	0.00	0.00	0.00	0.00	0.00	0.00	0.00	0.00
SUNDRY EXPENSES	什項支出	739.20	1,398.48	660.00	0.00	660.00	1,369.32	1,620.00	660.00	660.00	660.00	660.00	726.00	9,813.00
TELEPHONE	電話費	75.00	78.00	78.00	78.00	78.00	78.00	78.00	78.00	78.00	78.00	78.00	78.00	933.00
WATER FEE	水費	0.00	0.00	0.00	821.30	0.00	0.00	0.00	1,621.60	0.00	0.00	0.00	1,384.80	3,827.70
TOTAL EXPENSES	總支出	169,756.65	185,934.06	210,236.62	127,472.41	149,682.57	206,366.39	172,671.30	171,334.68	170,342.33	172,114.54	158,028.06	183,408.50	2,077,348.11
SURPLUS / (DEFICIT) FOR THE PERIOD	本期盈餘/(赤字)	(17,186.65)	(33,364.06)	(57,666.62)	25,097.59	2,887.43	(53,796.39)	(20,101.30)	(18,764.68)	(17,772.33)	(19,544.54)	(5,458.06)	(30,838.50)	(246,508.11)
SURPLUS B/F FROM 1/1/2016	承上結存	301,579.75	284,393.10	251,029.04	193,362.42	218,460.01	221,347.44	167,551.05	147,449.75	128,685.07	110,912.74	91,368.20	85,910.14	301,579.75
BALANCE C/F	累積盈餘/(赤字)	284,393.10	251,029.04	193,362.42	218,460.01	221,347.44	167,551.05	147,449.75	128,685.07	110,912.74	91,368.20	85,910.14	55,071.64	55,071.64



T.L.60
HONG KONG GARDENS - BLOCK 8 豪景花園第八座
STATEMENT OF COMPREHENSIVE INCOME 收支報告表
(FORMERLY KNOWN AS INCOME & EXPENDITURE ACCOUNT)

		Jan-16 (一月)	Feb-16 (二月)	Mar-16 (三月)	Apr-16 (四月)	May-16 (五月)	Jun-16 (六月)	Jul-16 (七月)	Aug-16 (八月)	Sep-16 (九月)	Oct-16 (十月)	Nov-16 (十一月)	Dec-16 (十二月)	1-12/2016 TOTAL總計
INCOME:	收入													
MANAGEMENT FEE RECEIVED	管理費收入	160,600.00	160,600.00	160,600.00	160,600.00	160,600.00	160,600.00	160,600.00	160,600.00	160,600.00	160,600.00	160,600.00	160,600.00	1,927,200.00
ADD: LEGAL FEE RECOVERY	訴訟費收入	0.00	0.00	0.00	0.00	0.00	0.00	0.00	0.00	0.00	0.00	0.00	0.00	0.00
ADD: INTEREST RECEIVED	利息收入	0.00	0.00	0.00	0.00	0.00	0.00	0.00	0.00	0.00	0.00	0.00	0.00	0.00
LESS: SINKING FUND	減: 儲備基金	(8,030.00)	(8,030.00)	(8,030.00)	(8,030.00)	(8,030.00)	(8,030.00)	(8,030.00)	(8,030.00)	(8,030.00)	(8,030.00)	(8,030.00)	(8,030.00)	(96,360.00)
REBATE	油公司回贈	0.00	0.00	0.00	0.00	0.00	0.00	0.00	0.00	0.00	0.00	0.00	0.00	0.00
		152,570.00	152,570.00	152,570.00	152,570.00	152,570.00	152,570.00	152,570.00	152,570.00	152,570.00	152,570.00	152,570.00	152,570.00	1,830,840.00
EXPENSES:	減: 支出													
APPORTIONMENT OF GARDENS EXPENSES	公共費用之分攤	83,134.57	94,212.61	102,335.06	65,140.74	71,059.19	105,644.46	88,611.38	86,024.32	83,050.12	95,001.58	74,919.58	105,849.70	1,054,983.31
AUDITORS REMUNERATION	核數費	0.00	0.00	0.00	0.00	0.00	0.00	0.00	0.00	0.00	0.00	0.00	0.00	0.00
CLEANING EXPENSES	清潔費	7,634.00	7,634.00	7,634.00	7,634.00	7,634.00	7,634.00	7,634.00	7,634.00	7,634.00	7,634.00	7,634.00	7,634.00	91,608.00
COUNSULTING FEE	諮詢費	0.00	0.00	0.00	0.00	0.00	0.00	0.00	0.00	0.00	0.00	0.00	0.00	0.00
ELECTRICITY	電費	14,584.00	10,485.00	9,588.00	9,670.00	11,478.00	14,928.00	9,486.00	14,788.00	11,527.00	14,010.00	12,676.00	12,272.00	145,492.00
FESTIVAL DECORATION EXPENSES	節日裝飾	0.00	378.00	370.00	0.00	0.00	0.00	0.00	0.00	0.00	0.00	0.00	0.00	748.00
FURNITURE, FIXTURES & EQUIPMENT	屋苑設備	0.00	0.00	0.00	0.00	0.00	0.00	0.00	0.00	0.00	0.00	0.00	0.00	0.00
MAINTENANCE, REPAIR & INSTALLATION	保養維修													
DRAINAGE, ELECTRICALS & PUMPS	水電保養維修	6,600.00	7,800.00	156.44	0.00	2,415.00	2,697.83	515.29	2,118.17	26,112.52	0.00	13.24	28,366.88	76,795.37
PIPE & ELECT. MAINT. (Hang Cheong / Atlantic)	水電保養 (恒昌/大西洋)	0.00	4,200.00	8,400.00	0.00	4,200.00	12,600.00	4,200.00	4,200.00	2,885.60	2,885.60	2,789.60	2,885.60	49,246.40
SECURITY SYSTEM / SMATV. SYM	保安系統/衛星電視	597.15	1,194.30	515.00	82.15	597.15	1,627.14	679.30	597.15	597.15	597.15	2,977.15	3,057.15	13,117.94
FIRE FIGHTING SYSTEM	消防保養	0.00	5,020.00	0.00	0.00	0.00	0.00	0.00	0.00	0.00	0.00	0.00	0.00	5,520.00
LIFTS	升降機	0.00	5,980.00	13,600.00	0.00	6,800.00	13,600.00	13,600.00	6,800.00	6,800.00	6,800.00	6,800.00	6,800.00	87,580.00
MANAGER'S REMUNERATION 4%	管理酬金 4%	2,996.34	3,196.79	3,066.21	2,128.58	2,785.69	3,626.33	2,938.82	2,908.96	3,676.73	2,731.55	2,773.17	3,906.73	36,735.90
MAINTENANCE FUND 11%	維修基金 11%	8,239.94	8,791.18	8,432.09	5,853.59	7,660.64	9,972.41	8,081.76	7,999.64	10,111.01	7,511.76	7,626.22	10,743.51	101,023.75
SECURITY GUARD SERVICE CHARGES	保安費	44,679.20	35,624.00	35,624.00	35,624.00	35,624.00	35,624.00	35,624.00	35,624.00	35,624.00	35,624.00	35,624.00	35,624.00	436,543.20
PRINTING AND STATIONERY	印刷及廣告費	0.00	0.00	0.00	0.00	0.00	0.00	0.00	0.00	0.00	0.00	77.25	0.00	77.25
LEGAL FEE	訴訟費	0.00	0.00	0.00	0.00	0.00	0.00	0.00	0.00	0.00	0.00	0.00	0.00	0.00
SUNDRY EXPENSES	什項支出	739.20	1,526.48	689.90	0.00	816.00	1,369.32	1,654.00	660.00	660.00	660.00	660.00	726.00	10,160.90
TRAVELLING	交通費	0.00	0.00	0.00	0.00	0.00	0.00	0.00	0.00	0.00	0.00	0.00	0.00	0.00
TELEPHONE	電話費	75.00	78.00	78.00	78.00	78.00	78.00	78.00	78.00	78.00	78.00	78.00	78.00	933.00
WATER FEE	水費	0.00	0.00	0.00	126.30	0.00	0.00	0.00	224.70	0.00	0.00	0.00	224.60	575.60
TOTAL EXPENSES	總支出	169,279.40	186,120.36	190,488.70	126,337.36	151,147.67	209,901.49	173,102.55	169,656.94	188,756.13	173,533.64	154,648.21	218,168.17	2,111,140.62
SURPLUS / (DEFICIT) FOR THE PERIOD	本期盈餘/(赤字)	(16,709.40)	(33,550.36)	(37,918.70)	26,232.64	1,422.33	(57,331.49)	(20,532.55)	(17,086.94)	(36,186.13)	(20,963.64)	(2,078.21)	(65,598.17)	(280,300.62)
SURPLUS B/F FROM 1/1/2016	承上結存	303,555.84	286,846.44	253,296.08	215,377.38	241,610.02	243,032.35	185,700.86	165,168.31	148,081.37	111,895.24	90,931.60	88,853.39	303,555.84
BALANCE C/F	累積盈餘/(赤字)	286,846.44	253,296.08	215,377.38	241,610.02	243,032.35	185,700.86	165,168.31	148,081.37	111,895.24	90,931.60	88,853.39	23,255.22	23,255.22



*報表內的1月至5月數據是由前會計公司提供，有待執業會計師核實後方可作準，最後賬目或會因應會計師意見作出調整。
如有任何查詢可致電 2491 7234 與本部聯絡。

T.L.60
HONG KONG GARDENS - BLOCK 9 豪景花園第九座
STATEMENT OF COMPREHENSIVE INCOME 收支報告表
(FORMERLY KNOWN AS INCOME & EXPENDITURE ACCOUNT)

		Jan-16 (一月)	Feb-16 (二月)	Mar-16 (三月)	Apr-16 (四月)	May-16 (五月)	Jun-16 (六月)	Jul-16 (七月)	Aug-16 (八月)	Sep-16 (九月)	Oct-16 (十月)	Nov-16 (十一月)	Dec-16 (十二月)	1-12/2016 TOTAL總計
INCOME:	收入													
MANAGEMENT FEE RECEIVED	管理費收入	160,600.00	160,600.00	160,600.00	160,600.00	160,600.00	160,600.00	160,600.00	160,600.00	160,600.00	160,600.00	160,600.00	160,600.00	1,927,200.00
ADD: LEGAL FEE RECOVERY	訴訟費收入	0.00	0.00	0.00	1,034.20	0.00	0.00	0.00	0.00	0.00	0.00	0.00	0.00	1,034.20
LESS: SINKING FUND	減: 儲備基金	(8,030.00)	(8,030.00)	(8,030.00)	(8,030.00)	(8,030.00)	(8,030.00)	(8,030.00)	(8,030.00)	(8,030.00)	(8,030.00)	(8,030.00)	(8,030.00)	(96,360.00)
REBATE	油公司回贈	0.00	0.00	0.00	0.00	0.00	0.00	0.00	0.00	0.00	0.00	0.00	0.00	0.00
		152,570.00	152,570.00	152,570.00	153,604.20	152,570.00	152,570.00	152,570.00	152,570.00	152,570.00	152,570.00	152,570.00	152,570.00	1,831,874.20
EXPENSES:	減: 支出													
APPORTIONMENT OF GARDENS EXPENSES	公共費用之分攤	83,134.57	94,212.61	102,335.06	65,140.74	71,059.19	105,644.46	88,611.38	86,024.32	83,050.12	95,001.58	74,919.58	105,849.70	1,054,983.31
AUDITORS REMUNERATION	核數費	0.00	0.00	0.00	0.00	0.00	0.00	0.00	0.00	0.00	0.00	0.00	0.00	0.00
CLEANING EXPENSES	清潔費	7,634.00	7,634.00	7,634.00	7,634.00	7,634.00	7,634.00	7,634.00	7,634.00	7,634.00	7,634.00	7,634.00	7,634.00	91,608.00
COUNSULTING FEE	諮詢費	0.00	0.00	0.00	0.00	0.00	0.00	0.00	0.00	0.00	0.00	0.00	0.00	0.00
GARDENING EXPENSES	園藝種植													0.00
ELECTRICITY	電費	13,685.00	10,644.00	9,749.00	9,658.00	11,356.00	15,698.00	9,779.00	14,837.00	11,686.00	14,107.00	11,332.00	10,390.00	142,921.00
FESTIVAL DECORATION EXPENSES	節日裝飾	0.00	0.00	370.00	0.00	0.00	0.00	0.00	0.00	0.00	0.00	0.00	0.00	370.00
FURNITURE, FIXTURES & EQUIPMENT	屋苑設備	0.00	0.00	0.00	0.00	0.00	0.00	0.00	0.00	0.00	0.00	0.00	0.00	0.00
MAINTENANCE, REPAIR & INSTALLATION	保養維修													
DRAINAGE, ELECTRICALS & PUMPS	水電保養維修	0.00	0.00	9,156.44	0.00	15.00	199.83	8,781.29	908.17	16,707.52	280.00	22,493.24	4,386.88	62,928.37
PIPE & BLECT. MAINT. (Hang Cheong / Atlantic)	水電保養 (恒昌/大西洋)	0.00	4,200.00	8,400.00	0.00	4,200.00	12,600.00	4,200.00	4,200.00	2,885.60	2,885.60	2,789.60	2,885.60	49,246.40
SECURITY SYSTEM / SMATV. SYM	保安系統/衛星電視	597.15	1,194.30	515.00	82.15	597.15	1,627.14	679.30	597.15	5,377.15	597.15	597.15	597.15	22,057.94
FIRE FIGHTING SYSTEM	消防保養	0.00	5,530.00	0.00	0.00	0.00	500.00	0.00	0.00	0.00	0.00	0.00	5,000.00	11,030.00
LIFTS	升降機	0.00	5,980.00	13,600.00	0.00	6,800.00	13,600.00	13,600.00	6,800.00	6,800.00	6,800.00	6,800.00	6,800.00	87,580.00
MANAGER'S REMUNERATION 4%	管理酬金 4%	2,696.38	2,955.11	3,431.46	2,136.52	2,678.57	3,557.21	3,271.42	2,868.14	3,498.09	2,746.63	3,523.41	3,343.13	36,706.07
MAINTENANCE FUND 11%	維修基金 11%	7,415.05	8,126.54	9,436.51	5,875.44	7,366.06	9,782.33	8,996.41	7,887.38	9,619.75	7,553.23	9,689.38	9,193.62	100,941.70
SECURITY GUARD SERVICE CHARGES	保安費	44,679.20	35,624.00	35,624.00	35,624.00	35,624.00	35,624.00	35,624.00	35,624.00	35,624.00	35,624.00	35,624.00	35,624.00	436,543.20
PRINTING AND STATIONERY	印刷及廣告費	0.00	0.00	0.00	0.00	0.00	0.00	0.00	0.00	0.00	0.00	77.25	0.00	77.25
SUNDRY EXPENSES	什項支出	739.20	2,993.38	660.00	0.00	660.00	1,369.32	1,410.00	660.00	660.00	660.00	660.00	726.00	11,197.90
TELEPHONE	電話費	75.00	78.00	78.00	78.00	78.00	78.00	78.00	78.00	78.00	78.00	78.00	78.00	933.00
WATER FEE	水費	0.00	0.00	0.00	336.90	0.00	0.00	0.00	365.10	0.00	0.00	0.00	456.70	1,158.70
TOTAL EXPENSES	總支出	160,655.55	179,171.94	200,989.47	126,565.75	148,067.97	207,914.29	182,664.80	168,483.26	183,620.23	173,967.19	176,217.61	201,964.78	2,110,282.84
SURPLUS / (DEFICIT) FOR THE PERIOD	本期盈餘/(赤字)	(8,085.55)	(26,601.94)	(48,419.47)	27,038.45	4,502.03	(55,344.29)	(30,094.80)	(15,913.26)	(31,050.23)	(21,397.19)	(23,647.61)	(49,394.78)	(278,408.64)
SURPLUS B/F FROM 1/1/2016	承上結存	103,096.38	95,010.83	68,408.89	19,989.42	47,027.87	51,529.90	(3,814.39)	(33,909.19)	(49,822.45)	(80,872.68)	(102,269.87)	(125,917.48)	103,096.38
BALANCE C/F	累積盈餘/(赤字)	95,010.83	68,408.89	19,989.42	47,027.87	51,529.90	(3,814.39)	(33,909.19)	(49,822.45)	(80,872.68)	(102,269.87)	(125,917.48)	(175,312.26)	(175,312.26)

*報表內的1月至5月數據是由前會計公司提供，有待執業會計師核實後方可作準，最後賬目或會因應會計師意見作出調整。
如有任何查詢可致電 2491 7234 與本部聯絡。

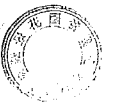


T.L.60

HONG KONG GARDENS - BLOCK 10 豪景花園第十座
STATEMENT OF COMPREHENSIVE INCOME 收支報告表
(FORMERLY KNOWN AS INCOME & EXPENDITURE ACCOUNT)

		Jan-16 (一月)	Feb-16 (二月)	Mar-16 (三月)	Apr-16 (四月)	May-16 (五月)	Jun-16 (六月)	Jul-16 (七月)	Aug-16 (八月)	Sep-16 (九月)	Oct-16 (十月)	Nov-16 (十一月)	Dec-16 (十二月)	1-12/2016 TOTAL總計
INCOME:	收入													
MANAGEMENT FEE RECEIVED	管理費收入	168,696.00	168,696.00	168,696.00	168,696.00	168,696.00	168,696.00	168,696.00	168,696.00	168,696.00	168,696.00	168,696.00	168,696.00	2,024,352.00
ADD: BAD DEBT (M.F.) WRITTEN BACK	收回管理費壞賬	0.00	0.00	0.00	0.00	0.00	0.00	0.00	0.00	0.00	0.00	0.00	0.00	0.00
ADD: LEGAL FEE RECOVERY	訴訟費收入	0.00	0.00	0.00	0.00	0.00	0.00	0.00	0.00	0.00	0.00	0.00	0.00	0.00
ADD: INTEREST RECEIVED	利息收入	0.00	0.00	0.00	0.00	0.00	0.00	0.00	0.00	0.00	0.00	0.00	0.00	0.00
LESS: IMPAIRMENT LOSSES FOR M.F.	管理費壞賬撥備													
LESS: SINKING FUND	減: 儲備基金	(8,434.80)	(8,434.80)	(8,434.80)	(8,434.80)	(8,434.80)	(8,434.80)	(8,434.80)	(8,434.80)	(8,434.80)	(8,434.80)	(8,434.80)	(8,434.80)	(101,217.60)
REBATE	油公司回贈	0.00	0.00	0.00	0.00	0.00	0.00	0.00	0.00	0.00	0.00	0.00	0.00	0.00
		160,261.20	160,261.20	160,261.20	160,261.20	160,261.20	160,261.20	160,261.20	160,261.20	160,261.20	160,261.20	160,261.20	160,261.20	1,923,134.40
EXPENSES:	減: 支出													
APPORTIONMENT OF GARDENS EXPENSES	公共費用之分攤	83,134.57	94,212.61	102,335.06	65,140.74	71,059.19	105,644.46	88,611.38	86,024.32	83,050.12	95,001.58	74,919.58	105,849.70	1,054,983.31
AUDITORS REMUNERATION	核數費	0.00	0.00	0.00	0.00	0.00	0.00	0.00	0.00	0.00	0.00	0.00	0.00	0.00
CLEANING EXPENSES	清潔費	7,634.00	7,634.00	7,634.00	7,634.00	9,074.00	7,634.00	7,634.00	7,634.00	7,634.00	7,634.00	7,634.00	7,634.00	93,048.00
COUNSELLING FEE	諮詢費	0.00	0.00	0.00	0.00	0.00	0.00	0.00	0.00	0.00	0.00	0.00	0.00	0.00
GARDENING EXPENSES	園藝種植													
ELECTRICITY	電費	14,571.00	10,337.00	10,042.00	9,743.00	11,735.00	14,684.00	9,437.00	13,383.00	10,830.00	13,240.00	10,721.00	10,256.00	138,979.00
FESTIVAL DECORATION EXPENSES	節日裝飾	0.00	0.00	370.00	0.00	0.00	0.00	0.00	0.00	0.00	0.00	0.00	0.00	370.00
FURNITURE, FIXTURES & EQUIPMENT	屋苑設備	0.00	0.00	0.00	0.00	0.00	0.00	0.00	0.00	0.00	0.00	0.00	0.00	0.00
LEGAL FEE	訴訟費	0.00	0.00	0.00	0.00	0.00	0.00	0.00	0.00	0.00	0.00	0.00	0.00	0.00
MAINTENANCE, REPAIR & INSTALLATION	保養維修													
DRAINAGE, ELECTRICALS & PUMPS	水電保養維修	0.00	14,335.00	20,516.44	395.00	15.00	933.83	73.29	1,341.17	17,347.52	7,089.50	19,407.97	47,434.87	128,889.59
PIPE & ELECT. MAINT. (Hang Cheong / Atlantic)	水電保養 (恒昌/大西洋)	0.00	4,200.00	8,400.00	0.00	4,200.00	12,600.00	4,200.00	4,200.00	2,885.60	2,885.60	2,789.60	2,885.60	49,246.40
SECURITY SYSTEM / SMATV. SYM	保安系統/衛星電視	597.15	3,694.30	1,415.00	82.15	597.15	1,627.14	679.30	1,077.15	597.15	597.15	597.15	597.15	12,157.94
FIRE FIGHTING SYSTEM	消防保養	0.00	35,500.00	0.00	0.00	4,800.00	500.00	0.00	0.00	0.00	0.00	0.00	6,650.00	47,450.00
LIFTS	升降機	0.00	5,980.00	13,600.00	0.00	6,800.00	13,600.00	13,600.00	6,800.00	6,800.00	6,800.00	6,800.00	6,800.00	87,580.00
MANAGER'S REMUNERATION 4%	管理酬金 4%	2,731.82	4,751.50	3,933.58	2,216.38	2,943.33	3,546.01	2,905.82	2,911.08	3,298.25	2,984.33	3,375.56	4,878.67	40,476.33
MAINTENANCE FUND 11%	維修基金 11%	7,512.51	13,066.63	10,817.34	6,095.04	8,094.15	9,751.53	7,991.01	8,005.47	9,070.19	8,206.91	9,282.79	13,416.34	111,309.91
SECURITY GUARD SERVICE CHARGES	保安費	44,679.20	35,624.00	35,624.00	35,624.00	35,624.00	35,624.00	35,624.00	35,624.00	35,624.00	35,624.00	35,624.00	35,624.00	436,543.20
PRINTING AND STATIONERY	印刷及廣告費	0.00	0.00	0.00	0.00	0.00	0.00	0.00	0.00	0.00	0.00	77.25	0.00	77.25
SUNDRY EXPENSES	什項支出	739.20	1,405.28	660.00	0.00	660.00	1,369.32	1,320.00	660.00	660.00	660.00	660.00	839.00	9,632.80
TRAVELLING	交通費	0.00	0.00	0.00	0.00	0.00	0.00	0.00	0.00	0.00	0.00	0.00	0.00	0.00
TELEPHONE	電話費	75.00	78.00	78.00	78.00	78.00	78.00	78.00	78.00	78.00	78.00	78.00	78.00	933.00
WATER FEE	水費	0.00	0.00	0.00	1,853.30	0.00	0.00	0.00	1,979.70	0.00	0.00	0.00	3,168.10	7,001.10
TOTAL EXPENSES	總支出	161,674.45	230,818.32	215,425.42	128,861.61	155,679.82	207,592.29	172,153.80	169,717.89	177,874.83	180,801.07	171,966.90	246,111.43	2,218,677.83
SURPLUS / (DEFICIT) FOR THE PERIOD	本期盈餘/(赤字)	(1,413.25)	(70,557.12)	(55,164.22)	31,399.59	4,581.38	(47,331.09)	(11,892.60)	(9,456.69)	(17,613.63)	(20,539.87)	(11,705.70)	(85,850.23)	(295,543.43)
SURPLUS B/F FROM 1/1/2016	承上結存	375,614.72	374,201.47	303,644.35	248,480.13	279,879.72	284,461.10	237,130.01	225,237.41	215,780.72	198,167.09	177,627.22	165,921.52	375,614.72
BALANCE C/F	累積盈餘/(赤字)	374,201.47	303,644.35	248,480.13	279,879.72	284,461.10	237,130.01	225,237.41	215,780.72	198,167.09	177,627.22	165,921.52	80,071.29	80,071.29

*報表內的1月至5月數據是由前會計公司提供，有待執業會計師核實後方可作準，最後賬目或會因應會計師意見作出調整。
如有任何查詢可致電 2491 7234 與本部聯絡。



T.L.60
HONG KONG GARDENS - BLOCK 11 遼景花園第十一座
STATEMENT OF COMPREHENSIVE INCOME 收支報告表
(FORMERLY KNOWN AS INCOME & EXPENDITURE ACCOUNT)

		Jan-16 (一月)	Feb-16 (二月)	Mar-16 (三月)	Apr-16 (四月)	May-16 (五月)	Jun-16 (六月)	Jul-16 (七月)	Aug-16 (八月)	Sep-16 (九月)	Oct-16 (十月)	Nov-16 (十一月)	Dec-16 (十二月)	1-12/2016 TOTAL總計
INCOME:	收入													
MANAGEMENT FEE RECEIVED	管理費收入	184,712.00	184,712.00	184,712.00	184,712.00	184,712.00	184,712.00	184,712.00	184,712.00	184,712.00	184,712.00	184,712.00	184,712.00	2,216,544.00
LESS: SINKING FUND	減: 儲備基金	(9,235.60)	(9,235.60)	(9,235.60)	(9,235.60)	(9,235.60)	(9,235.60)	(9,235.60)	(9,235.60)	(9,235.60)	(9,235.60)	(9,235.60)	(9,235.60)	(110,827.20)
REBATE	油公司回贈	0.00	0.00	0.00	0.00	0.00	0.00	0.00	0.00	0.00	0.00	0.00	0.00	0.00
		<u>175,476.40</u>	<u>175,476.40</u>	<u>175,476.40</u>	<u>175,476.40</u>	<u>175,476.40</u>	<u>175,476.40</u>	<u>175,476.40</u>	<u>175,476.40</u>	<u>175,476.40</u>	<u>175,476.40</u>	<u>175,476.40</u>	<u>175,476.40</u>	<u>2,105,716.80</u>
EXPENSES:	減: 支出													
APPORTIONMENT OF GARDENS EXPENSES	公共費用之分攤	83,134.57	94,212.61	102,335.06	65,140.74	71,059.19	105,644.46	88,611.38	86,024.32	83,050.12	95,001.58	74,919.58	105,849.70	1,054,983.31
AUDITORS REMUNERATION	核數費	0.00	0.00	0.00	0.00	0.00	0.00	0.00	0.00	0.00	0.00	0.00	0.00	0.00
CLEANING EXPENSES	清潔費	7,634.00	7,634.00	7,634.00	7,634.00	9,074.00	7,634.00	7,634.00	7,634.00	7,634.00	7,634.00	7,634.00	7,634.00	93,048.00
COUNSELLING FEE	諮詢費	0.00	0.00	0.00	0.00	0.00	0.00	0.00	0.00	0.00	0.00	0.00	0.00	0.00
ELECTRICITY	電費	13,970.00	10,190.00	9,714.00	9,486.00	10,990.00	14,219.00	9,108.00	12,881.00	10,440.00	12,446.00	10,500.00	9,914.00	133,858.00
FESTIVAL DECORATION EXPENSES	節日裝飾	0.00	0.00	370.00	0.00	0.00	0.00	0.00	0.00	0.00	0.00	0.00	0.00	370.00
FURNITURE, FIXTURES & EQUIPMENT	屋苑設備	0.00	0.00	0.00	0.00	0.00	0.00	0.00	0.00	0.00	0.00	0.00	0.00	0.00
GARDENING EXPENSES	園藝種植	0.00	0.00	0.00	0.00	0.00	0.00	0.00	0.00	0.00	0.00	0.00	0.00	0.00
MAINTENANCE, REPAIR & INSTALLATION	保養維修													
DRAINAGE, ELECTRICALS & PUMPS	水電保養維修	0.00	18,075.00	6,756.44	0.00	15.00	903.83	7,831.29	52,923.18	9,547.53	289.50	727.97	14,784.87	111,854.61
PIPE & ELECT. MAINT. (Hang Cheong / Atlantic)	水電保養 (恒昌/大西洋)	0.00	4,200.00	8,400.00	0.00	4,200.00	12,600.00	4,200.00	4,200.00	2,885.60	2,885.60	2,789.60	2,885.60	49,246.40
SECURITY SYSTEM / SMATV. SYM	保安系統/衛星電視	597.15	1,194.30	3,015.00	82.15	597.15	1,627.14	679.30	1,477.15	597.15	597.15	597.15	4,397.15	15,457.94
FIRE FIGHTING SYSTEM	消防保養	0.00	3,250.00	0.00	0.00	0.00	500.00	0.00	0.00	0.00	0.00	0.00	1,350.00	5,100.00
LIFTS	升降機	0.00	5,980.00	13,600.00	0.00	6,800.00	13,600.00	13,600.00	6,800.00	6,800.00	6,800.00	6,800.00	6,800.00	87,580.00
MANAGER'S REMUNERATION 4%	管理酬金 4%	2,707.78	3,504.54	3,434.06	2,130.76	2,753.49	3,526.21	3,202.98	4,907.39	2,970.65	2,680.57	2,619.52	3,384.56	37,822.51
MAINTENANCE FUND 11%	維修基金 11%	7,446.40	9,637.49	9,443.66	5,859.60	7,572.09	9,697.08	8,808.20	13,495.31	8,169.29	7,371.57	7,203.68	9,307.54	104,011.91
SECURITY GUARD SERVICE CHARGES	保安費	44,679.20	35,624.00	35,624.00	35,624.00	35,624.00	35,624.00	35,624.00	35,624.00	35,624.00	35,624.00	35,624.00	35,624.00	436,543.20
PRINTING AND STATIONERY	印刷及廣告費	0.00	0.00	0.00	0.00	0.00	0.00	0.00	0.00	0.00	0.00	77.25	0.00	77.25
LEGAL FEE	訴訟費	0.00	0.00	0.00	0.00	0.00	0.00	0.00	0.00	0.00	0.00	0.00	0.00	0.00
SUNDRY EXPENSES	什項支出	739.20	1,388.28	660.00	0.00	1,459.00	1,369.32	1,320.00	660.00	660.00	660.00	660.00	726.00	10,301.80
TELEPHONE	電話費	75.00	78.00	78.00	78.00	78.00	78.00	78.00	78.00	78.00	78.00	78.00	78.00	933.00
WATER FEE	水費	0.00	0.00	0.00	364.90	0.00	0.00	0.00	407.30	0.00	0.00	0.00	420.40	1,192.60
TOTAL EXPENSES	總支出	<u>160,983.30</u>	<u>194,968.22</u>	<u>201,064.22</u>	<u>126,400.15</u>	<u>150,221.92</u>	<u>207,023.04</u>	<u>180,697.15</u>	<u>227,111.65</u>	<u>168,456.34</u>	<u>172,067.97</u>	<u>150,230.75</u>	<u>203,155.82</u>	<u>2,142,380.53</u>
SURPLUS / (DEFICIT) FOR THE PERIOD	本期盈餘/(赤字)	14,493.10	(19,491.82)	(25,587.82)	49,076.25	25,254.48	(31,546.64)	(5,220.75)	(51,635.25)	7,020.06	3,408.43	25,245.65	(27,679.42)	(36,663.73)
SURPLUS B/F FROM 1/1/2016	承上結存	126,097.38	140,590.48	121,098.66	95,510.84	144,587.09	169,841.57	138,294.93	133,074.18	81,438.93	88,458.99	91,867.42	117,113.07	126,097.38
BALANCE C/F	累積盈餘/(赤字)	<u>140,590.48</u>	<u>121,098.66</u>	<u>95,510.84</u>	<u>144,587.09</u>	<u>169,841.57</u>	<u>138,294.93</u>	<u>133,074.18</u>	<u>81,438.93</u>	<u>88,458.99</u>	<u>91,867.42</u>	<u>117,113.07</u>	<u>89,433.65</u>	<u>89,433.65</u>



*報表內的1月至5月數據是由前會計公司提供，有待執業會計師核實後方可作準，最後賬目或會因應會計師意見作出調整。
如有任何查詢可致電 2491 7234 與本部聯絡。

T.L.60
HONG KONG GARDENS - BLOCK 12 豪景花園 第十二座
STATEMENT OF COMPREHENSIVE INCOME 收支報告表
(FORMERLY KNOWN AS INCOME & EXPENDITURE ACCOUNT)

		Jan-16 (一月)	Feb-16 (二月)	Mar-16 (三月)	Apr-16 (四月)	May-16 (五月)	Jun-16 (六月)	Jul-16 (七月)	Aug-16 (八月)	Sep-16 (九月)	Oct-16 (十月)	Nov-16 (十一月)	Dec-16 (十二月)	1-12/2016 TOTAL總計
INCOME:	收入													
MANAGEMENT FEE RECEIVED	管理費收入	168,696.00	168,696.00	168,696.00	168,696.00	168,696.00	168,696.00	168,696.00	168,696.00	168,696.00	168,696.00	168,696.00	168,696.00	2,024,352.00
ADD: LEGAL FEE RECOVERY	訴訟費收入	0.00	0.00	0.00	0.00	0.00	0.00	0.00	0.00	0.00	0.00	0.00	0.00	0.00
ADD: INTEREST RECEIVED	利息收入	0.00	0.00	0.00	0.00	0.00	0.00	0.00	0.00	0.00	0.00	0.00	0.00	0.00
LESS: PROVISION FOR BAD DEBT - M.F.	管理費壞賬撥備	0.00	0.00	0.00	0.00	0.00	0.00	0.00	0.00	0.00	0.00	0.00	0.00	0.00
LESS: SINKING FUND	減: 儲備基金	(8,434.80)	(8,434.80)	(8,434.80)	(8,434.80)	(8,434.80)	(8,434.80)	(8,434.80)	(8,434.80)	(8,434.80)	(8,434.80)	(8,434.80)	(8,434.80)	(101,217.60)
REBATE	油公司回贈	0.00	0.00	0.00	0.00	0.00	0.00	0.00	0.00	0.00	0.00	0.00	0.00	0.00
		160,261.20	160,261.20	160,261.20	160,261.20	160,261.20	160,261.20	160,261.20	160,261.20	160,261.20	160,261.20	160,261.20	160,261.20	1,923,134.40
EXPENSES:	減: 支出													
APPORTIONMENT OF GARDENS EXPENSES	公共費用之分攤	83,134.57	94,212.61	102,335.06	65,140.74	71,059.19	105,644.46	88,611.38	86,024.32	83,050.12	95,001.58	74,919.58	105,849.70	1,054,983.31
AUDITORS REMUNERATION	核數費	0.00	0.00	0.00	0.00	0.00	0.00	0.00	0.00	0.00	0.00	0.00	0.00	0.00
CLEANING EXPENSES	清潔費	7,634.00	7,634.00	7,634.00	7,634.00	9,074.00	7,634.00	7,634.00	7,634.00	7,634.00	7,634.00	7,634.00	7,634.00	93,048.00
CONSULTING FEE	諮詢費	0.00	0.00	0.00	0.00	0.00	0.00	0.00	0.00	0.00	0.00	0.00	0.00	0.00
GARDENING EXPENSES	園藝種植	0.00	0.00	0.00	0.00	0.00	0.00	0.00	0.00	0.00	0.00	0.00	0.00	0.00
ELECTRICITY	電費	13,438.00	9,715.00	10,425.00	9,413.00	12,445.00	15,233.00	9,657.00	13,163.00	10,830.00	12,715.00	10,659.00	10,048.00	137,741.00
FESTIVAL DECORATION EXPENSES	節日裝飾	0.00	508.00	370.00	0.00	0.00	0.00	0.00	0.00	0.00	0.00	0.00	0.00	878.00
FURNITURE, FIXTURES & EQUIPMENT	屋苑設備	0.00	0.00	0.00	0.00	0.00	0.00	0.00	0.00	0.00	0.00	0.00	0.00	0.00
MAINTENANCE, REPAIR & INSTALLATION	保養維修													
DRAINAGE, ELECTRICALS & PUMPS	水電保養維修	875.00	7,275.00	1,006.44	200.00	875.00	453.83	7,851.29	724.18	9,547.53	540.00	10,457.97	8,434.87	48,241.11
PIPE & ELECT. MAINT. (Hang Cheong / Atlantic)	水電保養 (恒昌/大西洋)	0.00	4,200.00	8,400.00	0.00	4,200.00	12,600.00	4,200.00	4,200.00	2,885.60	2,885.60	2,789.60	2,885.60	49,246.40
SECURITY SYSTEM / SMATV. SYM	保安系統/衛星電視	597.15	1,194.30	515.00	82.15	597.15	1,627.14	679.30	597.15	597.15	597.15	597.15	597.15	8,277.94
FIRE FIGHTING SYSTEM	消防保養	0.00	2,870.00	0.00	0.00	0.00	500.00	0.00	0.00	0.00	0.00	0.00	1,569.75	4,939.75
LIFTS	升降機	0.00	5,980.00	13,600.00	0.00	6,800.00	13,600.00	13,600.00	6,800.00	6,800.00	6,800.00	6,800.00	6,800.00	87,580.00
MANAGER'S REMUNERATION 4%	管理酬金 4%	2,721.50	3,058.60	3,132.50	2,136.97	2,814.13	3,548.77	3,225.74	2,790.45	2,986.25	2,701.35	3,015.08	2,996.19	35,127.53
MAINTENANCE FUND 11%	維修基金 11%	7,484.13	8,411.14	8,614.37	5,876.67	7,738.85	9,759.12	8,870.79	7,673.72	8,212.19	7,428.71	8,291.47	8,239.54	96,600.70
SECURITY GUARD SERVICE CHARGES	保安費	44,679.20	35,624.00	35,624.00	35,624.00	35,624.00	35,624.00	35,624.00	35,624.00	35,624.00	35,624.00	35,624.00	35,624.00	436,543.20
PRINTING AND STATIONERY	印刷及廣告費	0.00	0.00	0.00	0.00	0.00	0.00	0.00	0.00	0.00	0.00	77.25	0.00	77.25
LEGAL FEE	訴訟費	0.00	0.00	0.00	0.00	0.00	0.00	0.00	0.00	0.00	0.00	0.00	0.00	0.00
SUNDRY EXPENSES	什項支出	739.20	1,386.58	660.00	0.00	660.00	1,369.32	1,320.00	660.00	660.00	660.00	660.00	726.00	9,501.10
TRAVELLING	交通費	0.00	0.00	0.00	0.00	0.00	0.00	0.00	0.00	0.00	0.00	0.00	0.00	0.00
TELEPHONE	電話費	75.00	78.00	78.00	78.00	78.00	78.00	78.00	78.00	78.00	78.00	78.00	78.00	933.00
WATER FEE	水費	0.00	0.00	0.00	393.10	0.00	0.00	0.00	280.80	0.00	0.00	0.00	507.50	1,181.40
TOTAL EXPENSES	總支出	161,377.75	182,147.23	192,394.37	126,578.63	151,965.32	207,671.64	181,351.50	166,249.62	168,904.84	172,665.39	161,603.10	191,990.30	2,064,899.69
SURPLUS / (DEFICIT) FOR THE PERIOD	本期盈餘/(赤字)	(1,116.55)	(21,886.03)	(32,133.17)	33,682.57	8,295.88	(47,410.44)	(21,090.30)	(5,988.42)	(8,643.64)	(12,404.19)	(1,341.90)	(31,729.10)	(141,765.29)
SURPLUS B/F FROM 1/1/2016	承上結存	209,213.15	208,096.60	186,210.57	154,077.40	187,759.97	196,055.85	148,645.41	127,555.11	121,566.69	112,923.05	100,518.86	99,176.96	209,213.15
BALANCE C/F	累積盈餘/(赤字)	208,096.60	186,210.57	154,077.40	187,759.97	196,055.85	148,645.41	127,555.11	121,566.69	112,923.05	100,518.86	99,176.96	67,447.86	67,447.86

*報表內的1月至5月數據是由前會計公司提供，有待執業會計師核實後方可作準，最後賬目或會因應會計師意見作出調整。
如有任何查詢可致電 2491 7234 與本部聯絡。



T.L.60
HONG KONG GARDENS - BLOCK 13 深景花園 第十三座
STATEMENT OF COMPREHENSIVE INCOME 收支報告表
(FORMERLY KNOWN AS INCOME & EXPENDITURE ACCOUNT)

		Jan-16 (一月)	Feb-16 (二月)	Mar-16 (三月)	Apr-16 (四月)	May-16 (五月)	Jun-16 (六月)	Jul-16 (七月)	Aug-16 (八月)	Sep-16 (九月)	Oct-16 (十月)	Nov-16 (十一月)	Dec-16 (十二月)	1-12/2016 TOTAL 總計
INCOME:	收入													
MANAGEMENT FEE RECEIVED	管理費收入	118,848.00	118,848.00	118,848.00	118,848.00	118,848.00	118,848.00	118,848.00	118,848.00	118,848.00	118,848.00	118,848.00	118,848.00	1,426,176.00
ADD: LEGAL FEE RECOVERY	訴訟費收入	0.00	0.00	0.00	0.00	0.00	0.00	0.00	0.00	0.00	0.00	0.00	0.00	0.00
ADD: BAD DEBT (M.F.) WRITTEN BACK	收回管理費壞賬													0.00
LESS: IMPAIRMENT LOSSES FOR M.F.	管理費壞賬撥備													0.00
LESS: SINKING FUND	減: 儲備基金	(5,942.40)	(5,942.40)	(5,942.40)	(5,942.40)	(5,942.40)	(5,942.40)	(5,942.40)	(5,942.40)	(5,942.40)	(5,942.40)	(5,942.40)	(5,942.40)	(71,308.80)
		112,905.60	112,905.60	112,905.60	112,905.60	112,905.60	112,905.60	112,905.60	112,905.60	112,905.60	112,905.60	112,905.60	112,905.60	1,354,867.20
EXPENSES:	減: 支出													
APPORTIONMENT OF GARDENS EXPENSES	公共費用之分攤	35,269.21	39,968.98	43,414.87	27,635.47	30,146.32	44,818.86	37,592.71	36,495.17	35,233.39	40,303.70	31,784.06	44,905.93	447,568.67
AUDITORS REMUNERATION	核數費	0.00	0.00	0.00	0.00	0.00	0.00	0.00	0.00	0.00	0.00	0.00	0.00	0.00
CLEANING EXPENSES	清潔費	7,634.00	7,634.00	7,634.00	7,634.00	9,074.00	7,634.00	7,634.00	7,634.00	7,634.00	7,634.00	7,634.00	7,634.00	93,048.00
COUNSELLING FEE	諮詢費	0.00	0.00	0.00	0.00	0.00	0.00	0.00	0.00	0.00	0.00	0.00	0.00	0.00
ELECTRICITY	電費	6,677.00	7,394.00	6,737.00	6,391.00	8,237.00	10,267.00	6,712.00	9,759.00	7,819.00	9,369.00	7,181.00	6,956.00	93,499.00
FESTIVAL DECORATION EXPENSES	節日裝飾	0.00	0.00	370.00	0.00	0.00	0.00	0.00	0.00	0.00	0.00	0.00	0.00	370.00
FURNITURE, FIXTURES & EQUIPMENT	屋苑設備	0.00	0.00	0.00	0.00	0.00	0.00	0.00	0.00	0.00	0.00	0.00	0.00	0.00
MAINTENANCE, REPAIR & INSTALLATION	保養維修													
DRAINAGE, ELECTRICALS & PUMPS	水電保養維修	200.00	275.00	23,346.44	200.00	15.00	363.83	51.29	1,948.18	14,787.53	0.00	94.74	135,224.65	176,506.66
PIPE & ELECT. MAINT. (Hang Cheong / Allantio)	水電保養 (恒昌/大西)	0.00	4,200.00	8,400.00	0.00	4,200.00	12,600.00	4,200.00	4,200.00	2,885.60	2,885.60	2,789.60	2,885.60	49,246.40
SECURITY SYSTEM / SMATV. SYM	保安系統/衛星電視	363.13	726.26	1,181.00	2,582.13	6,413.13	925.14	445.26	363.13	3,763.13	363.13	363.13	1,963.13	19,451.70
FIRE FIGHTING SYSTEM	消防保養	0.00	2,140.00	0.00	0.00	0.00	500.00	0.00	0.00	0.00	0.00	0.00	1,260.00	3,900.00
LIFTS	升降機	0.00	5,980.00	13,600.00	0.00	6,800.00	13,600.00	13,600.00	6,800.00	6,800.00	6,800.00	6,800.00	6,800.00	87,580.00
MANAGERS REMUNERATION 4%	管理酬金 4%	2,401.26	2,592.25	3,893.22	2,177.59	2,835.88	3,289.75	2,762.58	2,684.68	3,190.05	2,623.43	2,440.07	7,971.13	38,861.89
MAINTENANCE FUND 11%	維修基金 11%	6,603.47	7,128.70	10,706.35	5,988.36	7,798.67	9,046.81	7,597.10	7,382.88	8,772.64	7,214.43	6,710.19	21,920.60	106,870.20
SECURITY GUARD SERVICE CHARGES	保安費	44,679.20	35,624.00	35,624.00	35,624.00	35,624.00	35,624.00	35,624.00	35,624.00	35,624.00	35,624.00	35,624.00	35,624.00	436,543.20
PRINTING AND STATIONERY	印刷及廣告費	0.00	0.00	0.00	0.00	0.00	0.00	0.00	0.00	0.00	2,472.00	77.25	0.00	2,549.25
LEGAL FEE	訴訟費	0.00	0.00	0.00	0.00	0.00	0.00	0.00	0.00	0.00	0.00	0.00	0.00	0.00
SUNDRY EXPENSES	什項支出	403.20	755.08	360.00	0.00	455.90	651.80	720.00	360.00	360.00	360.00	360.00	396.00	5,181.98
TRAVELLING	交通費	0.00	0.00	0.00	0.00	0.00	0.00	0.00	0.00	0.00	0.00	0.00	0.00	0.00
TELEPHONE	電話費	75.00	78.00	78.00	78.00	78.00	78.00	78.00	78.00	78.00	78.00	78.00	78.00	933.00
WATER FEE	水費	0.00	0.00	0.00	1,930.50	0.00	0.00	0.00	350.80	0.00	0.00	0.00	456.80	2,738.10
TOTAL EXPENSES	總支出	104,305.47	114,496.27	155,344.88	90,241.05	111,677.90	139,399.19	117,016.94	113,679.84	126,947.34	115,727.29	101,936.04	274,075.84	1,564,848.05
SURPLUS / (DEFICIT) FOR THE PERIOD	本期盈餘/(赤字)	8,600.13	(1,590.67)	(42,439.28)	22,664.55	1,227.70	(26,493.59)	(4,111.34)	(774.24)	(14,041.74)	(2,821.69)	10,969.56	(161,170.24)	(209,980.85)
SURPLUS B/F FROM 1/1/2016	承上結存	(419,363.96)	(410,763.83)	(412,354.50)	(454,793.78)	(432,129.23)	(430,901.53)	(457,395.12)	(461,506.46)	(462,280.70)	(476,322.44)	(479,144.13)	(468,174.57)	(419,363.96)
BALANCE C/F	累積盈餘/(赤字)	(410,763.83)	(412,354.50)	(454,793.78)	(432,129.23)	(430,901.53)	(457,395.12)	(461,506.46)	(462,280.70)	(476,322.44)	(479,144.13)	(468,174.57)	(629,344.81)	(629,344.81)



*報表內的1月至5月數據是由前會計公司提供，有待執業會計師核實後方可作準，最後賬目或會因應會計師意見作出調整。
如有任何查詢可致電 2491 7234 與本部聯絡。

T.L.60
HONG KONG GARDENS - BLOCK 14 滙景花園 第十四座
STATEMENT OF COMPREHENSIVE INCOME 收支報告表
(FORMERLY KNOWN AS INCOME & EXPENDITURE ACCOUNT)

		Jan-16 (一月)	Feb-16 (二月)	Mar-16 (三月)	Apr-16 (四月)	May-16 (五月)	Jun-16 (六月)	Jul-16 (七月)	Aug-16 (八月)	Sep-16 (九月)	Oct-16 (十月)	Nov-16 (十一月)	Dec-16 (十二月)	1-12/2016 TOTAL總計
INCOME:	收入													
MANAGEMENT FEE RECEIVED	管理費收入	117,792.00	117,792.00	117,792.00	117,792.00	117,792.00	117,792.00	117,792.00	117,792.00	117,792.00	117,792.00	117,792.00	117,792.00	1,413,504.00
ADD: BAD DEBT (M.F.) WRITTEN BACK	收回管理費壞賬													0.00
LESS: SINKING FUND	減: 儲備基金	(5,889.60)	(5,889.60)	(5,889.60)	(5,889.60)	(5,889.60)	(5,889.60)	(5,889.60)	(5,889.60)	(5,889.60)	(5,889.60)	(5,889.60)	(5,889.60)	(70,675.20)
		111,902.40	111,902.40	111,902.40	111,902.40	111,902.40	111,902.40	111,902.40	111,902.40	111,902.40	111,902.40	111,902.40	111,902.40	1,342,828.80
EXPENSES:	減: 支出													
APPORTIONMENT OF GARDENS EXPENSES	公共費用之分攤	35,269.21	39,968.98	43,414.87	27,635.47	30,146.32	44,818.86	37,592.71	36,495.17	35,233.39	40,303.70	31,784.06	44,905.93	447,568.67
AUDITORS REMUNERATION	核數費	0.00	0.00	0.00	0.00	0.00	0.00	0.00	0.00	0.00	0.00	0.00	0.00	0.00
CLEANING EXPENSES	清潔費	7,634.00	7,634.00	7,634.00	7,634.00	7,634.00	7,634.00	7,634.00	7,634.00	7,634.00	7,634.00	7,634.00	7,634.00	91,608.00
COUNSULTING FEE	諮詢費	0.00	0.00	0.00	0.00	0.00	0.00	0.00	0.00	0.00	0.00	0.00	0.00	0.00
ELECTRICITY	電費	7,890.62	6,750.22	6,262.35	6,380.00	6,176.56	9,593.00	6,393.00	7,906.01	7,074.07	8,360.19	6,392.25	6,218.50	85,396.77
FESTIVAL DECORATION EXPENSES	節日裝飾	0.00	378.00	370.00	0.00	0.00	0.00	0.00	0.00	0.00	0.00	0.00	0.00	748.00
FURNITURE, FIXTURES & EQUIPMENT	廠苑設備	0.00	0.00	0.00	0.00	0.00	0.00	0.00	0.00	0.00	0.00	0.00	0.00	0.00
MAINTENANCE, REPAIR & INSTALLATION	保養維修													
DRAINAGE, ELECTRICALS & PUMPS	水電保養維修	950.00	2,975.00	20,784.45	320.00	15.00	199.81	9,551.29	528.18	56,745.53	0.00	640.34	2,992.65	95,702.25
PIPE & ELECT. MAINT. (Hang Cheong / Atlantic)	水電保養 (恒昌/大西洋)	0.00	4,200.00	8,400.00	0.00	4,200.00	12,600.00	4,200.00	4,200.00	2,885.60	2,885.60	2,789.60	2,885.60	49,246.40
SECURITY SYSTEM / SMATV. SYM	保安系統/衛星電視	363.13	726.26	281.00	82.13	363.13	1,805.14	445.26	363.13	363.13	363.13	2,863.13	363.13	8,381.70
FIRE FIGHTING SYSTEM	消防保養	0.00	1,940.00	0.00	0.00	0.00	500.00	0.00	0.00	0.00	0.00	0.00	0.00	2,440.00
LIFTS	升降機	0.00	5,980.00	13,600.00	0.00	6,800.00	13,600.00	13,600.00	6,800.00	6,800.00	6,800.00	6,800.00	6,800.00	87,580.00
MANAGER'S REMUNERATION 4%	管理酬金 4%	2,479.81	2,681.55	3,735.75	2,039.83	2,450.03	3,291.43	3,129.82	2,565.28	4,702.57	2,484.20	2,530.34	2,549.26	34,639.87
MAINTENANCE FUND 11%	維修基金 11%	6,819.47	7,374.27	10,273.32	5,609.52	6,737.58	9,051.43	8,607.01	7,054.53	12,932.08	6,831.54	6,958.44	7,010.45	95,259.64
SECURITY GUARD SERVICE CHARGES	保安費	44,679.20	35,624.00	35,624.00	35,624.00	35,624.00	35,624.00	35,624.00	35,624.00	35,624.00	35,624.00	35,624.00	35,624.00	436,543.20
PRINTING AND STATIONERY	印刷及廣告費	0.00	0.00	0.00	0.00	0.00	0.00	0.00	0.00	0.00	0.00	77.25	0.00	77.25
LEGAL FEE	訴訟費	0.00	0.00	0.00	0.00	0.00	0.00	0.00	0.00	0.00	0.00	0.00	0.00	0.00
SUNDRY EXPENSES	什項支出	403.20	753.38	360.00	0.00	360.00	651.80	720.00	360.00	360.00	360.00	360.00	396.00	5,084.38
TELEPHONE	電話費	75.00	78.00	78.00	78.00	78.00	78.00	78.00	78.00	78.00	78.00	78.00	78.00	933.00
WATER FEE	水費	0.00	0.00	0.00	877.50	0.00	0.00	0.00	638.80	0.00	0.00	0.00	739.50	2,255.80
TOTAL EXPENSES	總支出	106,563.64	117,063.66	150,817.74	86,280.45	100,584.62	139,447.47	127,575.09	110,247.10	170,432.37	111,724.36	104,531.41	118,197.02	1,443,464.93
SURPLUS / (DEFICIT) FOR THE PERIOD	本期盈餘/(赤字)	5,338.76	(5,161.26)	(38,915.34)	25,621.95	11,317.78	(27,545.07)	(15,672.69)	1,655.30	(58,529.97)	178.04	7,370.99	(6,294.62)	(100,636.13)
SURPLUS B/F FROM 1/1/2016	承上結存	(333,605.24)	(328,266.48)	(333,427.74)	(372,343.08)	(346,721.13)	(335,403.35)	(362,948.42)	(378,621.11)	(376,965.81)	(435,495.78)	(435,317.74)	(427,946.75)	(333,605.24)
BALANCE C/F	累積盈餘/(赤字)	(328,266.48)	(333,427.74)	(372,343.08)	(346,721.13)	(335,403.35)	(362,948.42)	(378,621.11)	(376,965.81)	(435,495.78)	(435,317.74)	(427,946.75)	(434,241.37)	(434,241.37)



T.L.60
HONG KONG GARDENS - BLOCK 15 豪景花園 第十五座
STATEMENT OF COMPREHENSIVE INCOME 收支報告表
(FORMERLY KNOWN AS INCOME & EXPENDITURE ACCOUNT)

		Jan-16 (一月)	Feb-16 (二月)	Mar-16 (三月)	Apr-16 (四月)	May-16 (五月)	Jun-16 (六月)	Jul-16 (七月)	Aug-16 (八月)	Sep-16 (九月)	Oct-16 (十月)	Nov-16 (十一月)	Dec-16 (十二月)	1-12/2016 TOTAL 總計
INCOME:	收入													
MANAGEMENT FEE RECEIVED	管理費收入	90,568.00	90,568.00	90,568.00	90,568.00	90,568.00	90,568.00	90,568.00	90,568.00	90,568.00	90,568.00	90,568.00	90,568.00	1,086,816.00
ADD: SUNDRY INCOME	什項收入	0.00	0.00	0.00	0.00	0.00	0.00	0.00	0.00	0.00	0.00	0.00	290.00	290.00
LESS: SINKING FUND	減: 儲備基金	(4,528.40)	(4,528.40)	(4,528.40)	(4,528.40)	(4,528.40)	(4,528.40)	(4,528.40)	(4,528.40)	(4,528.40)	(4,528.40)	(4,528.40)	(4,528.40)	(54,340.80)
		86,039.60	86,039.60	86,039.60	86,039.60	86,039.60	86,039.60	86,039.60	86,039.60	86,039.60	86,039.60	86,039.60	86,329.60	1,032,765.20
EXPENSES:	減: 支出													
APPORTIONMENT OF GARDENS EXPENSES	公共費用之分攤	34,429.47	39,017.34	42,381.19	26,977.48	29,428.55	43,751.74	36,697.64	35,626.23	34,394.50	39,344.09	31,027.30	43,836.74	436,912.27
AUDITORS REMUNERATION	核數費	0.00	0.00	0.00	0.00	0.00	0.00	0.00	0.00	0.00	0.00	0.00	0.00	0.00
CLEANING EXPENSES	清潔費	7,634.00	7,634.00	7,634.00	7,634.00	7,634.00	7,634.00	7,634.00	7,634.00	7,634.00	7,634.00	7,634.00	7,634.00	91,608.00
COUNSELLING FEE	諮詢費	0.00	0.00	0.00	0.00	0.00	0.00	0.00	0.00	0.00	0.00	0.00	0.00	0.00
ELECTRICITY	電費	4,997.00	4,030.00	4,731.00	4,024.00	4,792.00	4,583.00	3,572.00	4,498.00	3,935.00	4,941.00	4,159.00	4,320.00	52,582.00
FESTIVAL DECORATION EXPENSES	節日裝飾	0.00	1,890.00	2,220.00	0.00	0.00	0.00	0.00	0.00	0.00	0.00	0.00	0.00	4,110.00
FURNITURE, FIXTURES & EQUIPMENT	屋苑設備	0.00	0.00	0.00	0.00	0.00	0.00	0.00	0.00	0.00	0.00	0.00	0.00	0.00
MAINTENANCE, REPAIR & INSTALLATION	保養維修													
DRAINAGE, ELECTRICALS & PUMPS	水電保養維修	0.00	450.00	337.39	0.00	0.00	501.00	51.29	1,066.81	16,091.50	835.00	9,394.74	1,077.65	29,805.38
PIPE & ELECT. MAINT. (Hang Cheong / Atlantic)	水電保養 (恒昌/大西洋)	0.00	4,550.00	9,100.00	0.00	4,550.00	13,650.00	4,550.00	4,550.00	3,126.20	3,126.20	3,022.20	3,126.20	53,350.80
SECURITY SYSTEM / SMATV. SYM	保安系統/衛星電視	270.12	540.24	10,188.00	82.12	270.12	646.14	352.24	2,220.12	10,770.12	270.12	3,770.12	270.12	29,649.58
FIRE FIGHTING SYSTEM	消防保養	0.00	2,460.00	0.00	0.00	0.00	500.00	0.00	0.00	0.00	0.00	0.00	7,220.00	10,180.00
MANAGER'S REMUNERATION 4%	管理酬金 4%	1,420.38	1,633.41	2,132.10	1,182.08	1,411.92	1,867.18	1,378.06	1,520.84	2,384.35	1,428.54	1,844.37	1,668.96	19,872.19
MAINTENANCE FUND 11%	維修基金 11%	3,906.05	4,491.87	5,863.26	3,250.73	3,882.79	5,134.74	3,789.67	4,182.30	6,556.97	3,928.48	5,072.02	4,589.64	54,648.52
SECURITY GUARD SERVICE CHARGES	保安費	22,339.60	17,812.00	17,812.00	17,812.00	17,812.00	17,812.00	17,812.00	17,812.00	17,812.00	17,812.00	17,812.00	17,812.00	218,271.60
PRINTING AND STATIONERY	印刷及廣告費	0.00	0.00	0.00	0.00	0.00	0.00	0.00	0.00	0.00	0.00	77.25	0.00	77.25
LEGAL FEE	訴訟費	0.00	0.00	0.00	0.00	0.00	0.00	0.00	0.00	0.00	0.00	0.00	0.00	0.00
SUNDRY EXPENSES	什項支出	268.80	797.62	1,280.00	0.00	240.00	524.85	480.00	240.00	240.00	240.00	240.00	264.00	4,815.27
WATER FEE	水費	0.00	671.30	0.00	0.00	0.00	828.50	0.00	0.00	0.00	855.10	0.00	0.00	2,354.90
TOTAL EXPENSES	總支出	75,265.42	85,977.78	103,678.94	60,962.41	70,021.38	97,433.15	76,316.90	79,350.30	102,944.64	80,414.53	84,053.00	91,819.31	1,008,237.76
SURPLUS / (DEFICIT) FOR THE PERIOD	本期盈餘/(赤字)	10,774.18	61.82	(17,639.34)	25,077.19	16,018.22	(11,393.55)	9,722.70	6,689.30	(16,905.04)	5,625.07	1,986.60	(5,489.71)	24,527.44
SURPLUS B/F FROM 1/1/2016	承上結存	92,405.20	103,179.38	103,241.20	85,601.86	110,679.05	126,697.27	115,303.72	125,026.42	131,715.72	114,810.68	120,435.75	122,422.35	92,405.20
BALANCE C/F	滾撥盈餘/(赤字)	103,179.38	103,241.20	85,601.86	110,679.05	126,697.27	115,303.72	125,026.42	131,715.72	114,810.68	120,435.75	122,422.35	116,932.64	116,932.64



T.L.60
HONG KONG GARDENS - BLOCK 16 豪景花園 第十六座
STATEMENT OF COMPREHENSIVE INCOME 收支報告表
(FORMERLY KNOWN AS INCOME & EXPENDITURE ACCOUNT)

		Jan-16 (一月)	Feb-16 (二月)	Mar-16 (三月)	Apr-16 (四月)	May-16 (五月)	Jun-16 (六月)	Jul-16 (七月)	Aug-16 (八月)	Sep-16 (九月)	Oct-16 (十月)	Nov-16 (十一月)	Dec-16 (十二月)	1-12/2016 TOTAL總計
INCOME:	收入													
MANAGEMENT FEE RECEIVED	管理費收入	151,554.00	151,554.00	151,554.00	151,554.00	151,554.00	151,554.00	151,554.00	151,554.00	151,554.00	151,554.00	151,554.00	151,554.00	1,818,648.00
ADD: LEGAL FEE RECOVERY	訴訟費收入	0.00	0.00	0.00	0.00	0.00	0.00	0.00	0.00	0.00	0.00	0.00	0.00	0.00
ADD: INTEREST RECEIVED	利息收入	0.00	0.00	0.00	0.00	0.00	0.00	0.00	0.00	0.00	0.00	0.00	0.00	0.00
ADD: BAD DEBT (M.F.) WRITTEN BACK	收回管理費壞賬													0.00
LESS: SINKING FUND	減: 儲備基金	(7,577.70)	(7,577.70)	(7,577.70)	(7,577.70)	(7,577.70)	(7,577.70)	(7,577.70)	(7,577.70)	(7,577.70)	(7,577.70)	(7,577.70)	(7,577.70)	(90,932.40)
		143,976.30	143,976.30	143,976.30	143,976.30	143,976.30	143,976.30	143,976.30	143,976.30	143,976.30	143,976.30	143,976.30	143,976.30	1,727,715.60
EXPENSES:	減: 支出													
APPORTIONMENT OF GARDENS EXPENSES	公共費用之分攤	68,998.90	78,193.29	84,934.65	54,064.62	58,976.73	87,681.34	73,544.46	71,397.29	68,928.81	78,848.11	62,180.73	87,851.69	875,600.62
AUDITORS REMUNERATION	核數費	0.00	0.00	0.00	0.00	0.00	0.00	0.00	0.00	0.00	0.00	0.00	0.00	0.00
CLEANING EXPENSES	清潔費	7,634.00	7,634.00	7,634.00	7,634.00	9,074.00	7,634.00	7,634.00	7,634.00	7,634.00	7,634.00	7,634.00	7,634.00	93,048.00
COUNSULTING FEE	諮詢費	0.00	0.00	0.00	0.00	0.00	0.00	0.00	0.00	0.00	0.00	0.00	0.00	0.00
ELECTRICITY	電費	7,185.00	7,933.00	7,295.00	6,883.00	8,494.00	11,448.00	7,335.00	10,646.00	8,532.00	10,005.00	7,616.00	7,592.00	100,964.00
FESTIVAL DECORATION EXPENSES	節日裝飾	0.00	0.00	370.00	0.00	0.00	0.00	0.00	0.00	0.00	0.00	0.00	0.00	370.00
FURNITURE, FIXTURES & EQUIPMENT	屋苑設備	0.00	0.00	0.00	0.00	0.00	0.00	0.00	0.00	0.00	0.00	0.00	0.00	0.00
LEGAL FEE	訴訟費	0.00	0.00	0.00	0.00	0.00	0.00	0.00	0.00	0.00	0.00	0.00	0.00	0.00
MAINTENANCE, REPAIR & INSTALLATION	保養維修													
DRAINAGE, ELECTRICALS & PUMPS	水電保養維修	1,190.00	13,844.85	21,302.90	17,360.00	633.67	5,886.17	1,765.29	11,204.47	24,227.33	60.00	505.67	31,774.65	129,755.00
PIPE & ELECT. MAINT. (Hang Cheong / Atlantic)	水電保養 (恒昌/大西洋)	0.00	4,200.00	8,400.00	0.00	4,200.00	12,600.00	4,200.00	4,200.00	2,885.60	2,885.60	2,789.60	2,885.60	49,246.40
SECURITY SYSTEM / SMATV. SYM	保安系統/衛星電視	535.15	3,336.97	10,669.67	82.15	1,868.48	1,441.14	617.30	535.15	535.15	1,435.15	535.15	535.15	22,126.61
FIRE FIGHTING SYSTEM	消防保養	0.00	4,640.00	0.00	0.00	0.00	500.00	0.00	0.00	0.00	0.00	0.00	3,220.00	8,360.00
LIFTS	升降機	4,900.00	4,900.00	11,800.00	0.00	6,480.00	5,900.00	17,700.00	5,900.00	5,900.00	5,900.00	5,900.00	5,900.00	81,180.00
MANAGER'S REMUNERATION 4%	管理酬金 4%	2,673.92	3,336.41	4,150.14	2,726.95	2,681.29	3,290.49	3,044.54	3,083.02	3,439.84	2,568.07	2,453.59	3,863.96	37,312.22
MAINTENANCE FUND 11%	維修基金 11%	7,353.27	9,175.14	11,412.89	7,499.10	7,373.54	9,048.84	8,372.49	8,478.32	9,459.57	7,062.19	6,747.36	10,625.90	102,608.61
SECURITY GUARD SERVICE CHARGES	保安費	44,679.20	35,624.00	35,624.00	35,624.00	35,624.00	35,624.00	35,624.00	35,624.00	35,624.00	35,624.00	35,624.00	35,624.00	436,543.20
PRINTING AND STATIONERY	印刷及廣告費	0.00	0.00	0.00	0.00	0.00	0.00	0.00	0.00	0.00	0.00	77.25	0.00	77.25
SUNDRY EXPENSES	什項支出	649.60	1,219.54	580.00	0.00	580.00	1,150.86	1,160.00	580.00	580.00	580.00	580.00	638.00	8,298.00
TRAVELLING	交通費	0.00	0.00	0.00	0.00	0.00	0.00	0.00	0.00	0.00	0.00	0.00	0.00	0.00
TELEPHONE	電話費	75.00	78.00	78.00	78.00	78.00	78.00	78.00	78.00	78.00	78.00	78.00	78.00	933.00
WATER FEE	水費	0.00	0.00	0.00	512.50	0.00	0.00	0.00	674.00	0.00	0.00	0.00	717.70	1,904.20
TOTAL EXPENSES	總支出	145,874.04	174,115.20	204,251.25	132,464.32	136,063.71	182,282.84	161,075.08	160,034.25	167,824.30	152,680.12	132,721.35	198,940.65	1,948,327.11
SURPLUS / (DEFICIT) FOR THE PERIOD	本期盈餘/(赤字)	(1,897.74)	(30,138.90)	(60,274.95)	11,511.98	7,912.59	(38,306.54)	(17,098.78)	(16,057.95)	(23,848.00)	(8,703.82)	11,254.95	(54,964.35)	(220,611.51)
SURPLUS B/F FROM 1/1/2016	承上結存	291,715.97	289,818.23	259,679.33	199,404.38	210,916.36	218,828.95	180,522.41	163,423.63	147,365.68	123,517.68	114,813.86	126,068.81	291,715.97
BALANCE C/F	累積盈餘/(赤字)	289,818.23	259,679.33	199,404.38	210,916.36	218,828.95	180,522.41	163,423.63	147,365.68	123,517.68	114,813.86	126,068.81	71,104.46	71,104.46



*報表內的1月至5月數據是由前會計公司提供，有待執業會計師核實後方可作準，最後賬目或會因應會計師意見作出調整。
如有任何查詢可致電 2491 7234 與本部聯絡。

T.L.60
HONG KONG GARDENS - BLOCK 17 豪景花園 第十七座
STATEMENT OF COMPREHENSIVE INCOME 收支報告表
(FORMERLY KNOWN AS INCOME & EXPENDITURE ACCOUNT)

		Jan-16 (一月)	Feb-16 (二月)	Mar-16 (三月)	Apr-16 (四月)	May-16 (五月)	Jun-16 (六月)	Jul-16 (七月)	Aug-16 (八月)	Sep-16 (九月)	Oct-16 (十月)	Nov-16 (十一月)	Dec-16 (十二月)	1-12/2016 TOTAL總計
INCOME:	收入													
MANAGEMENT FEE RECEIVED	管理費收入	159,442.00	159,442.00	159,442.00	159,442.00	159,442.00	159,442.00	159,442.00	159,442.00	159,442.00	159,442.00	159,442.00	159,442.00	1,913,304.00
ADD: INTEREST RECEIVED	利息收入	0.00	0.00	0.00	0.00	0.00	0.00	0.00	0.00	0.00	0.00	0.00	0.00	0.00
ADD: LEGAL FEE RECOVERED	訴訟費收入	0.00	0.00	0.00	0.00	519.68	0.00	0.00	0.00	0.00	0.00	0.00	0.00	519.68
ADD: BAD DEBT (M.F.) WRITTEN BACK	收回管理費壞賬	0.00	0.00	0.00	0.00	0.00	0.00	0.00	0.00	0.00	0.00	0.00	0.00	0.00
LESS: IMPAIRMENT LOSSES FOR M.F.	管理費壞賬撥備													0.00
LESS: SINKING FUND	減: 儲備基金	(7,972.10)	(7,972.10)	(7,972.10)	(7,972.10)	(7,972.10)	(7,972.10)	(7,972.10)	(7,972.10)	(7,972.10)	(7,972.10)	(7,972.10)	(7,972.10)	(95,665.20)
		151,469.90	151,469.90	151,469.90	151,469.90	151,989.58	151,469.90	151,469.90	151,469.90	151,469.90	151,469.90	151,469.90	151,469.90	1,818,158.48
EXPENSES:	減: 支出													
APPORTIONMENT OF GARDENS EXPENSES	公共費用之分攤	68,998.90	78,193.29	84,934.65	54,064.62	58,976.73	87,681.34	73,544.46	71,397.29	68,928.81	78,848.11	62,180.73	87,851.69	875,600.62
AUDITORS REMUNERATION	核數費	0.00	0.00	0.00	0.00	0.00	0.00	0.00	0.00	0.00	0.00	0.00	0.00	0.00
CLEANING EXPENSES	清潔費	7,634.00	7,634.00	7,634.00	7,634.00	7,634.00	7,634.00	7,634.00	7,634.00	7,634.00	7,634.00	7,634.00	7,634.00	91,608.00
COUNSELLING FEE	諮詢費	0.00	0.00	0.00	0.00	0.00	0.00	0.00	0.00	0.00	0.00	0.00	0.00	0.00
ELECTRICITY	電費	6,629.00	9,415.00	6,642.00	7,274.00	9,521.00	15,077.00	8,960.00	12,699.00	10,280.00	11,067.00	7,763.00	8,251.00	113,578.00
FESTIVAL DECORATION EXPENSES	節日裝飾	0.00	508.00	370.00	0.00	0.00	0.00	0.00	0.00	0.00	0.00	0.00	0.00	878.00
FURNITURE, FIXTURES & EQUIPMENT	屋苑設備	0.00	0.00	0.00	0.00	0.00	0.00	0.00	0.00	0.00	0.00	0.00	0.00	0.00
MAINTENANCE, REPAIR & INSTALLATION	保養維修													
DRAINAGE, ELECTRICALS & PUMPS	水電保養維修	260.00	49,699.60	27,652.90	8,395.00	253.67	1,027.17	62,200.28	31,207.48	17,092.33	400.00	845.67	46,304.65	245,338.75
PIPE & ELECT. MAINT. (Hang Cheong / Atlantic)	水電保養 (恒昌/大西洋)	0.00	4,200.00	8,400.00	0.00	4,200.00	12,600.00	4,200.00	4,200.00	2,885.60	2,885.60	2,789.60	2,885.60	49,246.40
SECURITY SYSTEM / SMATV. SYM	保安系統/衛星電視	535.15	1,536.97	869.67	82.15	1,868.48	1,441.14	617.30	535.15	535.15	1,435.15	535.15	535.15	10,526.61
FIRE FIGHTING SYSTEM	消防保養	0.00	9,440.00	0.00	0.00	0.00	500.00	0.00	0.00	0.00	0.00	0.00	2,369.75	12,309.75
LIFTS	升降機	4,900.00	4,900.00	11,800.00	0.00	6,480.00	5,900.00	17,700.00	5,900.00	5,900.00	5,900.00	5,900.00	5,900.00	81,180.00
MANAGER'S REMUNERATION 4%	管理酬金 4%	2,614.48	4,970.34	3,986.02	2,376.12	2,649.57	3,241.29	5,529.34	3,944.20	3,224.36	2,624.15	2,473.07	4,416.64	42,049.58
MAINTENANCE FUND 11%	維修基金 11%	7,189.81	13,668.44	10,961.56	6,534.34	7,286.31	8,913.54	15,205.69	10,846.54	8,867.00	7,216.41	6,800.93	12,145.75	115,636.32
SECURITY GUARD SERVICE CHARGES	保安費	44,679.20	35,624.00	35,624.00	35,624.00	35,624.00	35,624.00	35,624.00	35,624.00	35,624.00	35,624.00	35,624.00	35,624.00	436,543.20
PRINTING AND STATIONERY	印刷及廣告費	0.00	0.00	0.00	0.00	0.00	0.00	0.00	0.00	0.00	0.00	77.25	0.00	77.25
LEGAL FEE	訴訟費	0.00	0.00	0.00	0.00	0.00	0.00	0.00	0.00	0.00	0.00	0.00	0.00	0.00
SUNDRY EXPENSES	什項支出	649.60	1,222.94	580.00	0.00	580.00	1,150.86	1,220.00	580.00	580.00	580.00	580.00	638.00	8,361.40
TELEPHONE	電話費	75.00	78.00	78.00	78.00	78.00	78.00	78.00	78.00	78.00	78.00	78.00	78.00	933.00
WATER FEE	水費	0.00	0.00	0.00	315.90	0.00	0.00	0.00	147.30	0.00	0.00	0.00	195.80	659.00
TOTAL EXPENSES	總支出	144,165.14	221,090.58	199,532.80	122,378.13	135,151.76	180,868.34	232,513.07	184,792.96	161,629.25	154,292.42	133,281.40	214,830.03	2,084,525.88
SURPLUS / (DEFICIT) FOR THE PERIOD	本期盈餘/(赤字)	7,304.76	(69,620.68)	(48,062.90)	29,091.77	16,837.82	(29,398.44)	(81,043.17)	(33,323.06)	(10,159.35)	(2,822.52)	18,188.50	(63,360.13)	(266,367.40)
SURPLUS B/F FROM 1/1/2016	承上結存	400,560.93	407,865.69	338,245.01	290,182.11	319,273.88	336,111.70	306,713.26	225,670.09	192,347.03	182,187.68	179,365.16	197,553.66	400,560.93
BALANCE C/F	累積盈餘/(赤字)	407,865.69	338,245.01	290,182.11	319,273.88	336,111.70	306,713.26	225,670.09	192,347.03	182,187.68	179,365.16	197,553.66	134,193.53	134,193.53



*報表內的1月至5月數據是由前會計公司提供，有待執業會計師核實後方可作準，最後賬目或會因應會計師意見作出調整。
如有任何查詢可致電 2491 7234 與本部聯絡。

T.L.60
HONG KONG GARDENS - BLOCK 18 翠琅花園 第十八座
STATEMENT OF COMPREHENSIVE INCOME 收支報告表
(FORMERLY KNOWN AS INCOME & EXPENDITURE ACCOUNT)

		Jan-16 (一月)	Feb-16 (二月)	Mar-16 (三月)	Apr-16 (四月)	May-16 (五月)	Jun-16 (六月)	Jul-16 (七月)	Aug-16 (八月)	Sep-16 (九月)	Oct-16 (十月)	Nov-16 (十一月)	Dec-16 (十二月)	1-12/2016 TOTAL總計
INCOME:	收入													
MANAGEMENT FEE RECEIVED	管理費收入	166,692.00	166,692.00	166,692.00	166,692.00	166,692.00	166,692.00	166,692.00	166,692.00	166,692.00	166,692.00	166,692.00	166,692.00	2,000,304.00
LESS: SINKING FUND	減: 儲備基金	(8,334.60)	(8,334.60)	(8,334.60)	(8,334.60)	(8,334.60)	(8,334.60)	(8,334.60)	(8,334.60)	(8,334.60)	(8,334.60)	(8,334.60)	(8,334.60)	(100,015.20)
INSURANCE COMPENSATION	保險賠償	0.00	0.00	0.00	0.00	0.00	0.00	0.00	0.00	0.00	0.00	0.00	0.00	0.00
		158,357.40	158,357.40	158,357.40	158,357.40	158,357.40	158,357.40	158,357.40	158,357.40	158,357.40	158,357.40	158,357.40	158,357.40	1,900,288.80
EXPENSES:	減: 支出													
APPORTIONMENT OF GARDENS EXPENSES	公共費用之分攤	68,998.90	78,193.29	84,934.65	54,064.62	58,976.73	87,681.34	73,544.46	71,397.29	68,928.81	78,848.11	62,180.73	87,851.69	875,600.62
AUDITORS REMUNERATION	核數費	0.00	0.00	0.00	0.00	0.00	0.00	0.00	0.00	0.00	0.00	0.00	0.00	0.00
CLEANING EXPENSES	清潔費	7,634.00	7,634.00	7,634.00	7,634.00	9,074.00	7,634.00	7,634.00	7,634.00	7,634.00	7,634.00	7,634.00	7,634.00	93,048.00
COUNSULTING FEE	諮詢費	0.00	0.00	0.00	0.00	0.00	0.00	0.00	0.00	0.00	0.00	0.00	0.00	0.00
ELECTRICITY	電費	6,801.00	8,742.00	8,872.00	7,666.00	8,052.00	12,294.00	7,801.00	12,514.00	9,645.00	11,335.00	8,997.00	8,199.00	110,918.00
FESTIVAL DECORATION EXPENSES	節日裝飾	0.00	508.00	370.00	0.00	0.00	0.00	0.00	0.00	0.00	0.00	0.00	0.00	878.00
FURNITURE, FIXTURES & EQUIPMENT	屋苑設備	0.00	0.00	0.00	0.00	0.00	0.00	0.00	0.00	0.00	0.00	0.00	0.00	0.00
MAINTENANCE, REPAIR & INSTALLATION	保養維修													
DRAINAGE, ELECTRICALS & PUMPS	水電保養維修	10,814.00	18,005.70	46,902.91	11,600.00	253.66	806.07	24,430.28	17,224.48	9,887.34	0.00	705.66	10,374.65	151,004.75
PIPE & ELECT. MAINT. (Hang Cheong / Atlantic)	水電保養 (恒昌/大西洋)	0.00	4,200.00	8,400.00	0.00	4,200.00	12,600.00	4,200.00	4,200.00	2,885.60	2,885.60	2,789.60	2,885.60	49,246.40
SECURITY SYSTEM / SMATV. SYM	保安系統/衛星電視	535.15	1,536.97	869.67	82.15	1,868.48	1,441.14	617.30	535.15	2,085.15	535.15	535.15	535.15	11,176.61
FIRE FIGHTING SYSTEM	消防保養	0.00	8,070.00	0.00	0.00	0.00	500.00	0.00	0.00	0.00	0.00	0.00	400.00	8,970.00
LIFTS	升降機	4,900.00	4,900.00	11,800.00	0.00	6,480.00	5,900.00	17,700.00	5,900.00	5,900.00	5,900.00	5,900.00	5,900.00	81,180.00
MANAGER'S REMUNERATION 4%	管理酬金 4%	3,043.52	3,621.14	4,845.22	2,509.89	2,648.41	3,121.12	3,969.78	3,371.59	2,972.76	2,582.87	2,516.83	2,893.05	38,096.18
MAINTENANCE FUND 11%	維修基金 11%	8,369.67	9,958.13	13,324.36	6,902.21	7,283.12	8,583.09	10,916.90	9,271.86	8,175.10	7,102.89	6,921.27	7,955.88	104,764.48
PRINTING AND STATIONERY	印刷及廣告費	0.00	0.00	0.00	0.00	0.00	0.00	0.00	0.00	0.00	0.00	77.25	0.00	77.25
SECURITY GUARD SERVICE CHARGES	保安費	44,679.20	35,624.00	35,624.00	35,624.00	35,624.00	35,624.00	35,624.00	35,624.00	35,624.00	35,624.00	35,624.00	35,624.00	436,543.20
LEGAL FEE	訴訟費	0.00	0.00	0.00	0.00	0.00	0.00	0.00	0.00	0.00	0.00	0.00	0.00	0.00
SUNDRY EXPENSES	什項支出	649.60	1,229.74	580.00	0.00	580.00	1,150.86	1,160.00	580.00	580.00	580.00	580.00	638.00	8,308.20
TELEPHONE	電話費	75.00	78.00	78.00	78.00	78.00	78.00	78.00	78.00	78.00	78.00	78.00	78.00	933.00
WATER FEE	水費	0.00	0.00	0.00	63.20	0.00	0.00	0.00	0.00	0.00	0.00	0.00	57.80	121.00
TOTAL EXPENSES	總支出	156,500.04	182,300.97	224,234.81	126,224.07	135,118.40	177,413.62	187,675.72	168,330.37	154,395.76	153,105.62	134,539.49	171,026.82	1,970,865.69
SURPLUS / (DEFICIT) FOR THE PERIOD	本期盈餘/(赤字)	1,857.36	(23,943.57)	(65,877.41)	32,133.33	23,239.00	(19,056.22)	(29,318.32)	(9,972.97)	3,961.64	5,251.78	23,817.91	(12,669.42)	(70,576.89)
SURPLUS B/F FROM 1/1/2016	承上結存	535,597.09	537,454.45	513,510.88	447,633.47	479,766.80	503,005.80	483,949.58	454,631.26	444,658.29	448,619.93	453,871.71	477,689.62	535,597.09
BALANCE C/F	累積盈餘/(赤字)	537,454.45	513,510.88	447,633.47	479,766.80	503,005.80	483,949.58	454,631.26	444,658.29	448,619.93	453,871.71	477,689.62	465,020.20	465,020.20



*報表內的1月至5月數據是由前會計公司提供，有待執業會計師核實後方可作準，最後賬目或會因應會計師意見作出調整。
如有任何查詢可致電 2491 7234 與本部聯絡。

T.L.60
HONG KONG GARDENS - BLOCK 19 豪景花園 第十九座
STATEMENT OF COMPREHENSIVE INCOME 收支報告表
(FORMERLY KNOWN AS INCOME & EXPENDITURE ACCOUNT)

		Jan-16 (一月)	Feb-16 (二月)	Mar-16 (三月)	Apr-16 (四月)	May-16 (五月)	Jun-16 (六月)	Jul-16 (七月)	Aug-16 (八月)	Sep-16 (九月)	Oct-16 (十月)	Nov-16 (十一月)	Dec-16 (十二月)	1-12/2016 TOTAL 總計
INCOME:	收入													
MANAGEMENT FEE RECEIVED	管理費收入	139,374.00	139,374.00	139,374.00	139,374.00	139,374.00	139,374.00	139,374.00	139,374.00	139,374.00	139,374.00	139,374.00	139,374.00	1,672,488.00
ADD: LEGAL FEE RECOVERED	訴訟費收入	0.00	0.00	0.00	0.00	0.00	0.00	0.00	0.00	0.00	0.00	0.00	0.00	0.00
LESS: PROVISION FOR BAD DEBT - M.F.	管理費壞賬撥備													0.00
LESS: SINKING FUND	減: 儲備基金	(6,968.70)	(6,968.70)	(6,968.70)	(6,968.70)	(6,968.70)	(6,968.70)	(6,968.70)	(6,968.70)	(6,968.70)	(6,968.70)	(6,968.70)	(6,968.70)	(83,624.40)
INSURANCE COMPENSATION	保險賠償	0.00	0.00	0.00	0.00	0.00	0.00	0.00	0.00	15,000.00	0.00	0.00	0.00	15,000.00
		132,405.30	132,405.30	132,405.30	132,405.30	132,405.30	132,405.30	132,405.30	132,405.30	147,405.30	132,405.30	132,405.30	132,405.30	1,603,863.60
EXPENSES:	減: 支出													
APPORTIONMENT OF GARDENS EXPENSES	公共費用之分攤	68,998.90	78,193.29	84,934.65	54,064.62	58,976.73	87,681.34	73,544.46	71,397.29	68,928.81	78,848.11	62,180.73	87,851.69	875,600.62
AUDITORS REMUNERATION	核數費	0.00	0.00	0.00	0.00	0.00	0.00	0.00	0.00	0.00	0.00	0.00	0.00	0.00
CLEANING EXPENSES	清潔費	7,634.00	7,634.00	7,634.00	7,634.00	9,074.00	7,634.00	7,634.00	7,634.00	7,634.00	7,634.00	7,634.00	7,634.00	93,048.00
COUNSULTING FEE	諮詢費	0.00	0.00	0.00	0.00	0.00	0.00	0.00	0.00	0.00	0.00	0.00	0.00	0.00
ELECTRICITY	電費	9,910.00	8,899.10	10,568.68	9,571.00	9,700.08	14,782.00	9,282.00	13,379.00	10,940.00	13,863.00	11,209.00	9,030.00	131,133.86
FESTIVAL DECORATION EXPENSES	節日裝飾	0.00	0.00	370.00	0.00	0.00	0.00	0.00	0.00	0.00	0.00	0.00	0.00	370.00
FURNITURE, FIXTURES & EQUIPMENT	屋苑設備	0.00	0.00	0.00	0.00	0.00	0.00	0.00	0.00	0.00	0.00	0.00	0.00	0.00
INSURANCE	保險費	0.00	0.00	4,044.20	0.00	0.00	0.00	0.00	0.00	0.00	0.00	0.00	0.00	4,044.20
GARDENING EXPENSES	園藝種植	0.00	0.00	0.00	0.00	0.00	0.00	0.00	0.00	0.00	0.00	0.00	0.00	0.00
MAINTENANCE, REPAIR & INSTALLATION	保養維修													
DRAINAGE, ELECTRICALS & PUMPS	水電保養維修	260.00	13,937.08	511.24	180.00	9,639.50	600.17	51.28	1,067.41	26,039.67	0.00	3,160.06	4,152.65	59,599.06
PIPE & ELECT. MAINT. (Hang Cheong / Atlantic)	水電保養 (恒昌/大西洋)	0.00	4,200.00	8,400.00	0.00	4,200.00	12,600.00	4,200.00	4,200.00	2,885.60	2,885.60	2,789.60	2,885.60	49,246.40
SECURITY SYSTEM / SMATV. SYM	保安系統/衛星電視	11,335.15	1,536.97	869.67	82.15	1,868.48	1,441.14	617.30	535.15	15,535.15	535.15	535.15	535.15	35,426.61
FIRE FIGHTING SYSTEM	消防保養	0.00	7,040.00	0.00	0.00	0.00	500.00	0.00	0.00	0.00	0.00	0.00	3,950.00	11,490.00
WALKIE-TALKIE	對講機	0.00	0.00	0.00	0.00	0.00	0.00	0.00	0.00	0.00	0.00	0.00	0.00	0.00
LIFTS	升降機	6,300.00	6,300.00	15,000.00	0.00	8,080.00	7,500.00	22,500.00	7,500.00	7,500.00	7,500.00	8,080.00	7,500.00	103,760.00
MANAGER'S REMUNERATION 4%	管理酬金 4%	3,492.29	3,846.23	3,841.86	2,726.19	3,719.41	3,520.90	3,490.41	3,180.77	4,522.29	4,687.61	2,790.68	2,924.31	42,742.95
MAINTENANCE FUND 11%	維修基金 11%	9,603.81	10,577.13	10,565.12	7,497.01	10,228.38	9,682.47	9,598.61	8,747.12	12,436.30	12,890.92	7,674.38	8,041.85	117,543.10
SECURITY GUARD SERVICE CHARGES	保安費	22,339.60	17,812.00	17,812.00	17,812.00	17,812.00	17,812.00	17,812.00	17,812.00	17,812.00	17,812.00	35,624.00	35,624.00	253,895.60
LEGAL FEE	訴訟費	0.00	0.00	0.00	0.00	0.00	0.00	0.00	0.00	0.00	0.00	0.00	0.00	0.00
PRINTING AND STATIONERY	印刷及廣告費	0.00	0.00	0.00	0.00	0.00	0.00	0.00	0.00	0.00	0.00	77.25	0.00	77.25
SALARIES	薪金	27,432.35	26,175.00	28,687.35	29,484.00	30,375.45	22,785.00	22,351.00	23,436.00	22,851.30	64,531.12	0.00	0.00	298,108.57
MPF CONTRIBUTION	強積金	1,371.62	1,308.75	1,434.38	1,474.20	1,518.78	1,139.26	1,117.55	1,171.80	1,142.56	1,626.77	0.00	0.00	13,305.67
SUNDRY EXPENSES	什項支出	649.60	1,234.84	637.00	0.00	639.00	1,150.86	1,217.00	866.75	639.00	724.50	580.00	638.00	8,976.55
UNIFORM	制服	0.00	0.00	0.00	0.00	0.00	0.00	400.00	0.00	0.00	0.00	0.00	0.00	400.00
TELEPHONE	電話費	75.00	78.00	78.00	78.00	78.00	78.00	78.00	78.00	78.00	78.00	78.00	78.00	933.00
WATER FEE	水費	0.00	0.00	0.00	1,839.30	0.00	0.00	0.00	1,839.20	0.00	0.00	0.00	1,080.30	4,758.80
TOTAL EXPENSES	總支出	169,402.32	188,772.39	195,388.15	132,442.47	165,909.81	188,907.14	173,893.61	162,844.49	198,944.68	213,616.78	142,412.85	171,925.55	2,104,460.24
SURPLUS / (DEFICIT) FOR THE PERIOD	本期盈餘/(赤字)	(36,997.02)	(56,367.09)	(62,982.85)	(37.17)	(33,504.51)	(56,501.84)	(41,488.31)	(30,439.19)	(51,539.38)	(81,211.48)	(10,007.55)	(39,520.25)	(500,596.64)
SURPLUS B/F	承上結存	1,336,068.59	1,299,071.57	1,242,704.48	1,179,721.63	1,179,684.46	1,146,179.95	1,089,678.11	1,048,189.80	1,017,750.61	966,211.23	884,999.75	874,992.20	1,336,068.59
BALANCE C/F	景積盈餘/(赤字)	1,299,071.57	1,242,704.48	1,179,721.63	1,179,684.46	1,146,179.95	1,089,678.11	1,048,189.80	1,017,750.61	966,211.23	884,999.75	874,992.20	835,471.95	835,471.95



T.L.60
HONG KONG GARDENS - BLOCK 20 薈景花園 第二十座
STATEMENT OF COMPREHENSIVE INCOME 收支報告表
(FORMERLY KNOWN AS INCOME & EXPENDITURE ACCOUNT)

		Jan-16 (一月)	Feb-16 (二月)	Mar-16 (三月)	Apr-16 (四月)	May-16 (五月)	Jun-16 (六月)	Jul-16 (七月)	Aug-16 (八月)	Sep-16 (九月)	Oct-16 (十月)	Nov-16 (十一月)	Dec-16 (十二月)	1-12/2016 TOTAL總計
INCOME:	收入													
MANAGEMENT FEE RECEIVED	管理費收入	139,374.00	139,374.00	139,374.00	139,374.00	139,374.00	139,374.00	139,374.00	139,374.00	139,374.00	139,374.00	139,374.00	139,374.00	1,672,488.00
ADD: BAD DEBT (M.F.) WRITTEN BACK	收回管理費壞賬													0.00
LESS: SINKING FUND	減: 儲備基金	(6,968.70)	(6,968.70)	(6,968.70)	(6,968.70)	(6,968.70)	(6,968.70)	(6,968.70)	(6,968.70)	(6,968.70)	(6,968.70)	(6,968.70)	(6,968.70)	(83,624.40)
		132,405.30	132,405.30	132,405.30	132,405.30	132,405.30	132,405.30	132,405.30	132,405.30	132,405.30	132,405.30	132,405.30	132,405.30	1,588,863.60
EXPENSES:	減: 支出													
APPORTIONMENT OF GARDENS EXPENSES	公共費用之分攤	68,998.90	78,193.29	84,934.65	54,064.62	58,976.73	87,681.34	73,544.46	71,397.29	68,928.81	78,848.11	62,180.73	87,851.69	875,600.62
AUDITORS REMUNERATION	核數費	0.00	0.00	0.00	0.00	0.00	0.00	0.00	0.00	0.00	0.00	0.00	0.00	0.00
CLEANING EXPENSES	清潔費	7,634.00	7,634.00	7,634.00	7,634.00	7,634.00	7,634.00	7,634.00	7,634.00	7,634.00	7,634.00	7,634.00	7,634.00	91,608.00
COUNSULTING FEE	諮詢費	0.00	0.00	0.00	0.00	0.00	0.00	0.00	0.00	0.00	0.00	0.00	0.00	0.00
ELECTRICITY	電費	10,932.00	16,122.00	10,519.00	11,013.00	13,863.00	18,549.00	11,263.00	14,286.01	12,358.08	14,314.96	11,661.00	10,402.02	155,283.07
FESTIVAL DECORATION EXPENSES	節日裝飾	0.00	508.00	370.00	0.00	0.00	0.00	0.00	0.00	0.00	0.00	0.00	0.00	878.00
FURNITURE, FIXTURES & EQUIPMENT	傢俬設備	0.00	0.00	0.00	0.00	0.00	0.00	0.00	0.00	0.00	0.00	0.00	0.00	0.00
INSURANCE	保險費	0.00	0.00	4,044.20	0.00	0.00	0.00	0.00	0.00	0.00	0.00	0.00	0.00	4,044.20
GARDENING EXPENSES	園藝種植	0.00	0.00	0.00	0.00	0.00	0.00	0.00	0.00	0.00	0.00	0.00	0.00	0.00
MAINTENANCE, REPAIR & INSTALLATION	保養維修													
DRAINAGE, ELECTRICALS & PUMPS	水電保養維修	560.00	9,305.14	511.24	16,000.00	24,429.50	336.17	898.28	1,447.41	9,759.67	0.00	505.66	3,474.65	67,227.72
PIPE & ELECT. MAINT. (Hang Cheong / Atlantic)	水電保養 (恒昌/大西洋)	0.00	4,200.00	8,400.00	0.00	4,200.00	12,600.00	4,200.00	4,200.00	2,885.60	2,885.60	2,789.60	2,885.60	49,246.40
SECURITY SYSTEM / SMATV. SYM	保安系統/衛星電視	535.15	1,536.96	869.66	1,882.15	1,868.49	1,441.14	617.30	535.15	535.15	535.15	985.15	535.15	11,876.60
FIRE FIGHTING SYSTEM	消防保養	0.00	5,060.00	0.00	0.00	0.00	500.00	0.00	0.00	0.00	0.00	0.00	2,750.00	8,310.00
WALKIE-TALKIE	對講機	0.00	0.00	0.00	0.00	0.00	0.00	0.00	0.00	0.00	0.00	0.00	0.00	0.00
LIFTS	升降機	6,300.00	6,300.00	15,000.00	0.00	8,080.00	7,500.00	22,500.00	7,500.00	7,500.00	7,500.00	8,080.00	7,500.00	103,760.00
MANAGER'S REMUNERATION 4%	管理酬金 4%	3,089.75	3,891.46	3,839.87	3,444.58	4,425.45	3,661.02	3,621.13	3,181.87	3,327.81	4,709.98	2,720.59	2,927.14	42,840.65
MAINTENANCE FUND 11%	維修基金 11%	8,496.81	10,701.52	10,559.65	9,472.59	12,169.98	10,067.80	9,958.09	8,750.15	9,151.49	12,952.46	7,481.61	8,049.65	117,811.80
SECURITY GUARD SERVICE CHARGES	保安費	21,754.00	17,812.00	17,812.00	17,812.00	17,812.00	17,812.00	17,812.00	17,812.00	17,812.00	17,812.00	35,624.00	35,624.00	253,310.00
PRINTING AND STATIONERY	印刷及廣告費	0.00	0.00	0.00	0.00	0.00	0.00	0.00	0.00	0.00	0.00	77.25	0.00	77.25
SALARIES	薪金	27,432.35	26,175.00	28,687.35	29,484.00	30,375.45	22,785.00	22,351.00	23,436.00	22,851.30	64,531.12	0.00	0.00	298,108.57
MPP CONTRIBUTION	強積金	1,371.62	1,308.75	1,434.38	1,474.20	1,518.78	1,139.25	1,117.55	1,171.80	1,142.57	1,626.77	0.00	0.00	13,305.67
LEGAL FEE	訟費	0.00	0.00	0.00	0.00	0.00	0.00	0.00	0.00	0.00	0.00	0.00	0.00	0.00
SUNDRY EXPENSES	什項支出	649.60	1,246.74	637.00	0.00	777.00	1,150.86	1,217.00	716.25	639.00	832.00	580.00	751.00	9,196.45
UNIFORM	制服	0.00	0.00	0.00	0.00	0.00	0.00	840.00	0.00	0.00	0.00	0.00	0.00	840.00
TELEPHONE	電話費	75.00	78.00	78.00	78.00	78.00	78.00	78.00	78.00	78.00	78.00	78.00	78.00	933.00
WATER FEE	水費	0.00	0.00	0.00	737.10	0.00	0.00	0.00	730.20	0.00	0.00	0.00	1,544.20	3,011.50
TOTAL EXPENSES	總支出	157,829.18	190,072.86	195,331.00	153,096.24	186,208.38	192,935.58	177,651.81	162,876.13	164,603.48	214,260.15	140,397.59	172,007.10	2,107,269.50
SURPLUS / (DEFICIT) FOR THE PERIOD	本期盈餘/(赤字)	(25,423.88)	(57,667.56)	(62,925.70)	(20,690.94)	(53,803.08)	(60,530.28)	(45,246.51)	(30,470.83)	(32,198.18)	(81,854.85)	(7,992.29)	(39,601.80)	(518,405.90)
SURPLUS B/F	承上結存	1,088,753.16	1,063,329.28	1,005,661.72	942,736.02	922,045.08	868,242.00	807,711.72	762,465.21	731,994.38	699,796.20	617,941.35	609,949.06	1,088,753.16
BALANCE C/F	累積盈餘/(赤字)	1,063,329.28	1,005,661.72	942,736.02	922,045.08	868,242.00	807,711.72	762,465.21	731,994.38	699,796.20	617,941.35	609,949.06	570,347.26	570,347.26

*報表內的1月至5月數據是由前會計公司提供，有待執業會計師核實後方可作準，最後賬目或會因應會計師意見作出調整。
如有任何查詢可致電 2491 7234 與本部聯絡。



T.L.60
HONG KONG GARDENS - BLOCK 21 豪景花園二十一座
STATEMENT OF COMPREHENSIVE INCOME 收支報告表
(FORMERLY KNOWN AS INCOME & EXPENDITURE ACCOUNT)

		Jan-16 (一月)	Feb-16 (二月)	Mar-16 (三月)	Apr-16 (四月)	May-16 (五月)	Jun-16 (六月)	Jul-16 (七月)	Aug-16 (八月)	Sep-16 (九月)	Oct-16 (十月)	Nov-16 (十一月)	Dec-16 (十二月)	1-12/2016 TOTAL總計
INCOME:	收入													
MANAGEMENT FEE RECEIVED	管理費收入	186,122.00	186,122.00	186,122.00	186,122.00	186,122.00	186,122.00	186,122.00	186,122.00	186,122.00	186,122.00	186,122.00	186,122.00	2,233,464.00
ADD: SUNDRY INCOME	什項收入	0.00	0.00	3,445.00	0.00	0.00	0.00	0.00	0.00	0.00	250.00	0.00	0.00	3,695.00
LESS: SINKING FUND	減: 儲備基金	(9,306.10)	(9,306.10)	(9,306.10)	(9,306.10)	(9,306.10)	(9,306.10)	(9,306.10)	(9,306.10)	(9,306.10)	(9,306.10)	(9,306.10)	(9,306.10)	(111,673.20)
		176,815.90	176,815.90	180,260.90	176,815.90	176,815.90	176,815.90	176,815.90	176,815.90	176,815.90	177,065.90	176,815.90	176,815.90	2,125,485.80
EXPENSES:	減: 支出													
APPORTIONMENT OF GARDENS EXPENSES	公共費用之分攤	68,998.90	78,193.29	84,934.65	54,064.62	58,976.73	87,681.34	73,544.46	71,397.29	68,928.81	78,848.11	62,180.73	87,851.69	875,600.62
AUDITORS REMUNERATION	核數費	0.00	0.00	0.00	0.00	0.00	0.00	0.00	0.00	0.00	0.00	0.00	0.00	0.00
CLEANING EXPENSES	清潔費	7,634.00	7,634.00	7,634.00	7,634.00	7,634.00	7,634.00	7,634.00	7,634.00	7,634.00	7,634.00	7,634.00	7,634.00	91,608.00
COUNSULTING FEE	諮詢費	0.00	0.00	0.00	0.00	0.00	0.00	0.00	0.00	0.00	0.00	0.00	0.00	0.00
FURNITURE, FIXTURES & EQUIPMENT	屋苑設備	0.00	0.00	0.00	0.00	0.00	0.00	0.00	0.00	0.00	0.00	0.00	0.00	0.00
GARDENING EXPENSES	園藝種植	0.00	0.00	0.00	0.00	0.00	0.00	0.00	0.00	0.00	0.00	0.00	0.00	0.00
ELECTRICITY	電費	10,316.00	11,515.76	10,155.19	10,073.00	11,126.10	15,751.00	9,833.00	14,332.27	11,638.48	14,865.29	12,135.46	10,320.34	142,061.89
FESTIVAL DECORATION EXPENSES	節日裝飾	0.00	508.00	370.00	0.00	0.00	0.00	0.00	0.00	0.00	0.00	0.00	0.00	878.00
INSURANCE	保險費	0.00	0.00	0.00	0.00	0.00	0.00	0.00	0.00	0.00	0.00	0.00	0.00	0.00
MAINTENANCE, REPAIR & INSTALLATION	保養維修													
DRAINAGE, ELECTRICALS & PUMPS	水電保養維修	14,110.00	11,067.63	16,446.24	19,200.00	25,764.50	508.17	51.28	1,483.41	9,759.66	0.00	15,403.56	43,164.65	156,959.10
PIPE & ELECT. MAINT. (Hang Cheong / Atlantic)	水電保養 (恒昌/大西洋)	0.00	4,200.00	8,400.00	0.00	4,200.00	12,600.00	4,200.00	4,200.00	2,885.60	2,885.60	2,789.60	2,885.60	49,246.40
SECURITY SYSTEM / SMATV. SYM	保安系統/衛星電視	3,535.15	1,536.96	869.66	1,832.15	1,868.49	1,441.14	617.30	535.15	535.15	535.15	985.15	535.15	14,826.60
FIRE FIGHTING SYSTEM	消防保養	0.00	12,300.00	0.00	0.00	0.00	500.00	0.00	0.00	0.00	0.00	0.00	3,130.00	15,930.00
WALKIE-TALKIE	對講機	0.00	0.00	0.00	0.00	0.00	0.00	0.00	0.00	0.00	0.00	0.00	0.00	0.00
LIFTS	升降機	6,300.00	6,300.00	15,000.00	0.00	8,080.00	7,500.00	22,500.00	7,500.00	7,500.00	7,500.00	8,080.00	7,500.00	103,760.00
MANAGER'S REMUNERATION 4%	管理酬金 4%	3,491.96	3,687.16	3,806.28	3,013.87	3,798.20	3,311.49	3,267.90	2,930.05	3,049.40	2,788.08	3,335.88	4,513.75	40,994.02
MAINTENANCE FUND 11%	維修基金 11%	9,602.88	10,139.70	10,467.28	8,288.15	10,445.06	9,106.59	8,986.73	8,057.65	8,385.84	7,667.22	9,173.67	12,412.82	112,733.59
SECURITY GUARD SERVICE CHARGES	保安費	44,679.20	35,624.00	35,624.00	35,624.00	35,624.00	35,624.00	35,624.00	35,624.00	35,624.00	35,624.00	35,624.00	35,624.00	436,543.20
PRINTING AND STATIONERY	印刷及廣告費	0.00	0.00	0.00	0.00	0.00	0.00	0.00	0.00	0.00	0.00	77.25	0.00	77.25
SALARIES	薪金	0.00	0.00	0.00	0.00	0.00	0.00	0.00	0.00	0.00	0.00	0.00	0.00	0.00
MPF CONTRIBUTION	強積金	0.00	0.00	0.00	0.00	0.00	0.00	0.00	0.00	0.00	0.00	0.00	0.00	0.00
SUNDRY EXPENSES	什項支出	649.60	1,414.74	580.00	0.00	580.00	1,150.86	1,160.00	580.00	580.00	580.00	590.00	638.00	8,503.20
TRAVELLING	交通費	0.00	0.00	0.00	0.00	0.00	0.00	0.00	0.00	0.00	0.00	0.00	0.00	0.00
TELEPHONE	電話費	75.00	78.00	78.00	78.00	78.00	78.00	78.00	78.00	78.00	78.00	78.00	78.00	933.00
WATER FEE	水費	0.00	0.00	0.00	905.70	0.00	0.00	0.00	1,284.50	0.00	0.00	0.00	1,334.10	3,524.30
TOTAL EXPENSES	總支出	169,392.69	184,199.24	194,365.30	140,713.49	168,175.08	182,886.59	167,496.67	155,636.32	156,598.94	159,005.45	158,087.30	217,622.10	2,054,179.17
SURPLUS / (DEFICIT) FOR THE PERIOD	本期盈餘(赤字)	7,423.21	(7,383.34)	(14,104.40)	36,102.41	8,640.82	(6,070.69)	9,319.23	21,179.58	20,216.96	18,060.45	18,728.60	(40,806.20)	71,306.63
SURPLUS B/F	承上結存	489,552.19	496,975.40	489,592.06	475,487.66	511,590.07	520,230.89	514,160.20	523,479.43	544,659.01	564,875.97	582,936.42	601,665.02	489,552.19
BALANCE C/F	累積盈餘(赤字)	496,975.40	489,592.06	475,487.66	511,590.07	520,230.89	514,160.20	523,479.43	544,659.01	564,875.97	582,936.42	601,665.02	560,858.82	560,858.82



T.L.60
HONG KONG GARDENS - BLOCK 22 麗景花園二十二座
STATEMENT OF COMPREHENSIVE INCOME 收支報告表
(FORMERLY KNOWN AS INCOME & EXPENDITURE ACCOUNT)

		Jan-16 (一月)	Feb-16 (二月)	Mar-16 (三月)	Apr-16 (四月)	May-16 (五月)	Jun-16 (六月)	Jul-16 (七月)	Aug-16 (八月)	Sep-16 (九月)	Oct-16 (十月)	Nov-16 (十一月)	Dec-16 (十二月)	1-12/2016 TOTAL總計
INCOME:	收入													
MANAGEMENT FEE RECEIVED	管理費收入	112,068.00	112,068.00	112,068.00	112,068.00	112,068.00	112,068.00	112,068.00	112,068.00	112,068.00	112,068.00	112,068.00	112,068.00	1,344,816.00
LESS: SINKING FUND	減: 儲備基金	(5,603.40)	(5,603.40)	(5,603.40)	(5,603.40)	(5,603.40)	(5,603.40)	(5,603.40)	(5,603.40)	(5,603.40)	(5,603.40)	(5,603.40)	(5,603.40)	(67,240.80)
		106,464.60	106,464.60	106,464.60	106,464.60	106,464.60	106,464.60	106,464.60	106,464.60	106,464.60	106,464.60	106,464.60	106,464.60	1,277,575.20
EXPENSES:	減: 支出													
APPORTIONMENT OF GARDENS EXPENSES	公共費用之分攤	55,423.05	62,808.40	68,223.37	43,427.16	47,372.79	70,429.64	59,074.25	57,349.55	55,366.75	63,334.39	49,946.39	70,566.47	703,322.21
AUDITORS REMUNERATION	核數費	0.00	0.00	0.00	0.00	0.00	0.00	0.00	0.00	0.00	0.00	0.00	0.00	0.00
CLEANING EXPENSES	清潔費	7,634.00	7,634.00	7,634.00	7,634.00	9,074.00	7,634.00	7,634.00	7,634.00	7,634.00	7,634.00	7,634.00	7,634.00	93,048.00
COUNSULTING FEE	諮詢費	0.00	0.00	0.00	0.00	0.00	0.00	0.00	0.00	0.00	0.00	0.00	0.00	0.00
ELECTRICITY	電費	6,471.00	8,008.00	7,386.00	6,834.00	8,160.00	10,768.00	6,643.00	8,738.00	7,428.00	8,954.00	6,875.00	7,228.00	93,493.00
FESTIVAL DECORATION EXPENSES	節日裝飾	0.00	378.00	370.00	0.00	0.00	0.00	0.00	0.00	0.00	0.00	0.00	0.00	748.00
FURNITURE, FIXTURES & EQUIPMENT	屋苑設備	0.00	0.00	0.00	0.00	0.00	0.00	0.00	0.00	0.00	0.00	0.00	0.00	0.00
MAINTENANCE, REPAIR & INSTALLATION	保養維修													
DRAINAGE, ELECTRICALS & PUMPS	水電保養維修	420.00	0.00	933.00	0.00	76.60	805.01	16,991.28	4,768.55	33,982.68	0.00	391.47	14,724.02	73,092.61
PIPE & ELECT. MAINT. (Hang Cheong / Atlantic)	水電保養 (恒昌/大西洋)	0.00	4,200.00	8,400.00	0.00	4,200.00	12,600.00	4,200.00	4,200.00	2,885.60	2,885.60	2,789.60	2,885.60	49,246.40
SECURITY SYSTEM / SMATV. SYM	保安系統/衛星電視	254.14	508.28	172.00	82.14	254.14	598.14	336.28	254.14	254.14	254.14	254.14	254.14	3,475.82
FIRE FIGHTING SYSTEM	消防保養	0.00	1,370.00	0.00	0.00	0.00	500.00	0.00	0.00	0.00	0.00	0.00	7,200.00	9,070.00
LIFTS	升降機	4,900.00	4,900.00	11,800.00	0.00	5,900.00	5,900.00	18,280.00	5,900.00	5,900.00	5,900.00	5,900.00	5,900.00	81,180.00
MANAGER'S REMUNERATION 4%	管理酬金 4%	2,587.19	2,544.70	2,931.04	2,010.09	2,543.47	3,019.22	3,609.06	2,696.67	3,760.26	2,475.91	2,393.74	3,270.79	33,842.14
MAINTENANCE FUND 11%	維修基金 11%	7,114.77	6,997.92	8,060.36	5,527.74	6,994.54	8,302.86	9,924.92	7,415.84	10,340.71	6,808.75	6,582.78	8,994.67	93,065.86
SECURITY GUARD SERVICE CHARGES	保安費	44,679.20	35,624.00	35,624.00	35,624.00	35,624.00	35,624.00	35,624.00	35,624.00	35,624.00	35,624.00	35,624.00	35,624.00	436,543.20
PRINTING AND STATIONERY	印刷及廣告費	0.00	0.00	0.00	0.00	0.00	0.00	0.00	0.00	0.00	0.00	77.25	0.00	77.25
SUNDRY EXPENSES	什項支出	246.40	467.86	879.00	0.00	220.00	678.54	440.00	220.00	220.00	220.00	220.00	242.00	4,053.80
TELEPHONE	電話費	75.00	78.00	78.00	78.00	78.00	78.00	78.00	78.00	78.00	78.00	78.00	78.00	933.00
WATER FEE	水費	0.00	449.30	0.00	0.00	0.00	294.90	0.00	0.00	0.00	348.00	0.00	0.00	1,092.20
TOTAL EXPENSES	總支出	129,804.75	135,968.46	152,490.77	101,217.13	120,497.54	157,232.31	162,834.79	134,878.75	163,474.14	134,516.79	118,766.37	164,601.69	1,676,283.49
SURPLUS / (DEFICIT) FOR THE PERIOD	本期盈餘/(赤字)	(23,340.15)	(29,503.86)	(46,026.17)	5,247.47	(14,032.94)	(50,767.71)	(56,370.19)	(28,414.15)	(57,009.54)	(28,052.19)	(12,301.77)	(58,137.09)	(398,708.29)
SURPLUS B/P FROM 1/1/2016	承上結存	636,232.48	612,892.33	583,388.47	537,362.30	542,609.77	528,576.83	477,809.12	421,438.93	393,024.78	336,015.24	307,963.05	295,661.28	636,232.48
BALANCE C/F	累積盈餘/(赤字)	612,892.33	583,388.47	537,362.30	542,609.77	528,576.83	477,809.12	421,438.93	393,024.78	336,015.24	307,963.05	295,661.28	237,524.19	237,524.19



*報表內的1月至5月數據是由前會計公司提供，有待執業會計師核實後方可作準，最後賬目或會因應會計師意見作出調整。
如有任何查詢可致電 2491 7234 與本部聯絡。

T.L.60
HONG KONG GARDENS - BLOCK 23 豪景花園二十三座
STATEMENT OF COMPREHENSIVE INCOME 收支報告表
(FORMERLY KNOWN AS INCOME & EXPENDITURE ACCOUNT)

		Jan-16 (一月)	Feb-16 (二月)	Mar-16 (三月)	Apr-16 (四月)	May-16 (五月)	Jun-16 (六月)	Jul-16 (七月)	Aug-16 (八月)	Sep-16 (九月)	Oct-16 (十月)	Nov-16 (十一月)	Dec-16 (十二月)	1-12/2016 TOTAL 總計
INCOME:	收入													
MANAGEMENT FEE RECEIVED	管理費收入	111,804.00	111,804.00	111,804.00	111,804.00	111,804.00	111,804.00	111,804.00	111,804.00	111,804.00	111,804.00	111,804.00	111,804.00	1,341,648.00
LESS: SINKING FUND	減: 儲備基金	(5,590.20)	(5,590.20)	(5,590.20)	(5,590.20)	(5,590.20)	(5,590.20)	(5,590.20)	(5,590.20)	(5,590.20)	(5,590.20)	(5,590.20)	(5,590.20)	(67,082.40)
		106,213.80	106,213.80	106,213.80	106,213.80	106,213.80	106,213.80	106,213.80	106,213.80	106,213.80	106,213.80	106,213.80	106,213.80	1,274,565.60
EXPENSES:	減: 支出													
APPORTIONMENT OF GARDENS EXPENSES	公共費用之分攤	52,903.82	59,953.48	65,122.31	41,453.20	45,219.48	67,228.29	56,389.06	54,742.75	52,850.08	60,455.55	47,676.10	67,358.90	671,353.02
AUDITORS REMUNERATION	核數費	0.00	0.00	0.00	0.00	0.00	0.00	0.00	0.00	0.00	0.00	0.00	0.00	0.00
CLEANING EXPENSES	清潔費	7,634.00	7,634.00	7,634.00	7,634.00	7,634.00	7,634.00	7,634.00	7,634.00	7,634.00	7,634.00	7,634.00	7,634.00	91,608.00
CONSULTING FEE	諮詢費	0.00	0.00	0.00	0.00	0.00	0.00	0.00	0.00	0.00	0.00	0.00	0.00	0.00
ELECTRICITY	電費	7,885.00	7,443.00	7,381.00	6,785.00	7,715.00	10,800.00	6,594.00	9,895.00	7,958.00	9,478.00	7,091.00	7,580.00	96,605.00
FESTIVAL DECORATION EXPENSES	節日裝飾	0.00	378.00	370.00	0.00	0.00	0.00	0.00	0.00	0.00	0.00	0.00	0.00	748.00
FURNITURE, FIXTURES & EQUIPMENT	屋苑設備	0.00	0.00	0.00	0.00	0.00	0.00	0.00	0.00	0.00	0.00	0.00	0.00	0.00
MAINTENANCE, REPAIR & INSTALLATION	保養維修													
DRAINAGE, ELECTRICALS & PUMPS	水電保養維修	0.00	200.00	6,753.00	0.00	76.60	161.01	51.28	2,018.56	10,972.68	0.00	391.47	7,124.02	27,748.62
PIPE & ELECT. MAINT. (Hang Cheong / Atlantic)	水電保養 (恒昌/大西洋)	0.00	4,200.00	8,400.00	0.00	4,200.00	12,600.00	4,200.00	4,200.00	2,885.60	2,885.60	2,789.60	2,885.60	49,246.40
SECURITY SYSTEM / SMATV. SYM	保安系統/衛星電視	246.14	492.28	164.00	82.14	246.14	574.14	328.28	246.14	246.14	246.14	1,926.14	246.14	5,043.82
FIRE FIGHTING SYSTEM	消防保養	0.00	3,730.00	0.00	0.00	0.00	500.00	0.00	0.00	0.00	0.00	0.00	0.00	4,230.00
LIFTS	升降機	4,900.00	4,900.00	11,800.00	0.00	5,900.00	5,900.00	18,280.00	5,900.00	5,900.00	5,900.00	5,900.00	5,900.00	81,180.00
MANAGER'S REMUNERATION 4%	管理酬金 4%	2,626.18	2,728.08	3,162.92	2,008.13	2,473.39	2,992.27	2,928.38	2,632.23	2,860.34	2,494.41	2,468.86	2,696.99	32,072.18
MAINTENANCE FUND 11%	維修基金 11%	7,222.00	7,502.22	8,698.03	5,522.35	6,801.82	8,228.74	8,053.05	7,238.63	7,865.93	6,859.63	6,789.36	7,416.72	88,198.48
SECURITY GUARD SERVICE CHARGES	保安費	44,679.20	35,624.00	35,624.00	35,624.00	35,624.00	35,624.00	35,624.00	35,624.00	35,624.00	35,624.00	35,624.00	35,624.00	436,543.20
PRINTING AND STATIONERY	印刷及廣告費	0.00	0.00	0.00	0.00	0.00	0.00	0.00	0.00	0.00	0.00	77.25	0.00	77.25
SUNDRY EXPENSES	什項支出	235.20	3,241.88	869.00	0.00	361.00	647.70	420.00	210.00	210.00	210.00	210.00	353.00	6,967.78
TELEPHONE	電話費	75.00	78.00	78.00	78.00	78.00	78.00	78.00	78.00	78.00	78.00	78.00	78.00	933.00
WATER FEE	水費	0.00	280.80	0.00	0.00	0.00	287.90	0.00	0.00	0.00	304.50	0.00	0.00	873.20
TOTAL EXPENSES	總支出	128,406.54	138,385.74	156,056.26	99,186.82	116,329.43	153,256.05	140,580.05	130,419.31	135,084.77	132,169.83	118,655.78	144,897.37	1,593,427.95
SURPLUS / (DEFICIT) FOR THE PERIOD	本期盈餘/(赤字)	(22,192.74)	(32,171.94)	(49,842.46)	7,026.98	(10,115.63)	(47,042.25)	(34,366.25)	(24,205.51)	(28,870.97)	(25,956.03)	(12,441.98)	(38,683.57)	(318,862.35)
SURPLUS B/F FROM 1/1/2016	承上結存	500,760.93	478,568.19	446,396.25	396,553.79	403,580.77	393,465.14	346,422.89	312,056.64	287,851.13	258,980.16	233,024.13	220,582.15	500,760.93
BALANCE C/F	累積盈餘/(赤字)	478,568.19	446,396.25	396,553.79	403,580.77	393,465.14	346,422.89	312,056.64	287,851.13	258,980.16	233,024.13	220,582.15	181,898.58	181,898.58



T.L.60
HONG KONG GARDENS - BLOCK 24 靚景花園二十四座
STATEMENT OF COMPREHENSIVE INCOME 收支報告表
(FORMERLY KNOWN AS INCOME & EXPENDITURE ACCOUNT)

		Jan-16 (一月)	Feb-16 (二月)	Mar-16 (三月)	Apr-16 (四月)	May-16 (五月)	Jun-16 (六月)	Jul-16 (七月)	Aug-16 (八月)	Sep-16 (九月)	Oct-16 (十月)	Nov-16 (十一月)	Dec-16 (十二月)	1-12/2016 TOTAL 總計
INCOME:	收入													
MANAGEMENT FEE RECEIVED	管理費收入	134,720.00	134,720.00	134,720.00	134,720.00	134,720.00	134,720.00	134,720.00	134,720.00	134,720.00	134,720.00	134,720.00	134,720.00	1,616,640.00
ADD: LEGAL FEE RECOVERY	訴訟費收入	0.00	0.00	0.00	0.00	0.00	0.00	0.00	0.00	0.00	0.00	0.00	0.00	0.00
ADD: INTEREST RECEIVED	利息收入	0.00	0.00	0.00	0.00	0.00	0.00	0.00	0.00	0.00	0.00	0.00	0.00	0.00
LESS: SINKING FUND	減: 儲備基金	(6,736.00)	(6,736.00)	(6,736.00)	(6,736.00)	(6,736.00)	(6,736.00)	(6,736.00)	(6,736.00)	(6,736.00)	(6,736.00)	(6,736.00)	(6,736.00)	(80,832.00)
		127,984.00	127,984.00	127,984.00	127,984.00	127,984.00	127,984.00	127,984.00	127,984.00	127,984.00	127,984.00	127,984.00	127,984.00	1,535,808.00
EXPENSES:	減: 支出													
APPORTIONMENT OF GARDENS EXPENSES	公共費用之分攤	50,384.59	57,098.55	62,021.25	39,479.24	43,066.17	64,026.94	53,703.87	52,135.95	50,333.41	57,576.72	45,405.81	64,151.33	639,383.83
AUDITORS REMUNERATION	核數費	0.00	0.00	0.00	0.00	0.00	0.00	0.00	0.00	0.00	0.00	0.00	0.00	0.00
CLEANING EXPENSES	清潔費	7,634.00	7,634.00	7,634.00	7,634.00	9,074.00	7,634.00	7,634.00	7,634.00	7,634.00	7,634.00	7,634.00	7,634.00	93,048.00
CONSULTING FEE	諮詢費	0.00	0.00	0.00	0.00	0.00	0.00	0.00	0.00	0.00	0.00	0.00	0.00	0.00
ELECTRICITY	電費	7,085.00	6,784.00	6,846.00	6,211.00	7,214.00	9,090.00	5,752.00	8,598.00	6,932.00	8,977.00	7,018.00	7,592.00	88,099.00
FESTIVAL DECORATION EXPENSES	節日裝飾	0.00	378.00	370.00	0.00	0.00	0.00	0.00	0.00	0.00	0.00	0.00	0.00	748.00
FURNITURE, FIXTURES & EQUIPMENT	屋苑設備	0.00	0.00	0.00	0.00	0.00	0.00	0.00	0.00	0.00	0.00	0.00	0.00	0.00
MAINTENANCE, REPAIR & INSTALLATION	保養維修													
DRAINAGE, ELECTRICALS & PUMPS	水電保養維修	0.00	0.00	8,553.00	200.00	76.60	462.01	1,174.28	1,766.56	9,582.68	0.00	7,747.97	10,524.02	40,087.12
PIPE & ELECT. MAINT. (Hang Cheong / Adante)	水電保養 (恒昌/大西)	0.00	4,200.00	8,400.00	0.00	4,200.00	12,600.00	4,200.00	4,200.00	2,885.60	2,885.60	2,789.60	2,885.60	49,246.40
SECURITY SYSTEM / SMATV. SYM	保安系統/衛星電視	238.14	476.28	156.00	82.14	238.14	550.14	320.28	238.14	238.14	6,038.14	238.14	3,188.14	12,001.82
FIRE FIGHTING SYSTEM	消防保養	0.00	4,550.00	0.00	0.00	0.00	500.00	0.00	0.00	0.00	0.00	0.00	1,350.00	6,400.00
LIFTS	升降機	4,900.00	4,900.00	11,800.00	0.00	5,900.00	5,900.00	18,280.00	5,900.00	5,900.00	5,900.00	5,900.00	5,900.00	81,180.00
MANAGER'S REMUNERATION 4%	管理酬金 4%	2,593.41	2,616.54	3,186.44	1,993.17	2,504.19	2,932.59	2,942.46	2,570.43	2,762.98	2,703.62	2,692.28	2,999.83	32,497.94
MAINTENANCE FUND 11%	維修基金 11%	7,131.89	7,195.47	8,762.71	5,481.21	6,886.52	8,064.63	8,091.77	7,068.68	7,598.19	7,434.96	7,403.77	8,249.53	89,369.33
SECURITY GUARD SERVICE CHARGES	保安費	44,679.20	35,624.00	35,624.00	35,624.00	35,624.00	35,624.00	35,624.00	35,624.00	35,624.00	35,624.00	35,624.00	35,624.00	436,543.20
PRINTING AND STATIONERY	印刷及廣告費	0.00	0.00	0.00	0.00	0.00	0.00	0.00	0.00	0.00	0.00	77.25	0.00	77.25
SUNDRY EXPENSES	什項支出	224.00	431.20	200.00	0.00	200.00	616.86	499.00	222.00	200.00	200.00	200.00	220.00	3,213.06
LEGAL FEE	訴訟費	0.00	0.00	0.00	0.00	0.00	0.00	0.00	0.00	0.00	0.00	0.00	0.00	0.00
TELEPHONE	電話費	75.00	78.00	78.00	78.00	78.00	78.00	78.00	78.00	78.00	78.00	78.00	78.00	933.00
WATER FEE	水費	0.00	357.90	0.00	0.00	0.00	259.80	0.00	0.00	0.00	253.80	0.00	0.00	871.50
TOTAL EXPENSES	總支出	124,945.23	132,323.94	153,631.40	96,782.76	115,061.62	148,338.97	138,299.66	126,035.76	129,769.00	135,305.84	122,808.82	150,396.45	1,573,699.45
SURPLUS / (DEFICIT) FOR THE PERIOD	本期盈餘/(赤字)	3,038.77	(4,339.94)	(25,647.40)	31,201.24	12,922.38	(20,354.97)	(10,315.66)	1,948.24	(1,785.00)	(7,321.84)	5,175.18	(22,412.45)	(37,891.45)
SURPLUS B/F FROM 1/1/2016	承上結存	301,652.59	304,691.36	300,351.42	274,704.02	305,905.26	318,827.64	298,472.67	288,157.01	290,105.25	288,320.25	280,998.41	286,173.59	301,652.59
BALANCE C/F	累積盈餘/(赤字)	304,691.36	300,351.42	274,704.02	305,905.26	318,827.64	298,472.67	288,157.01	290,105.25	288,320.25	280,998.41	286,173.59	263,761.14	263,761.14

*報表內的1月至5月數據是由前會計公司提供，有持執業會計師核實後方可作準，最後賬目或會因應會計師意見作出調整。
如有任何查詢可致電 2491 7234 與本部聯絡。



T.L.60
HONG KONG GARDENS - BLOCK 25 寰景花園二十五座
STATEMENT OF COMPREHENSIVE INCOME 收支報告表
(FORMERLY KNOWN AS INCOME & EXPENDITURE ACCOUNT)

		Jan-16 (一月)	Feb-16 (二月)	Mar-16 (三月)	Apr-16 (四月)	May-16 (五月)	Jun-16 (六月)	Jul-16 (七月)	Aug-16 (八月)	Sep-16 (九月)	Oct-16 (十月)	Nov-16 (十一月)	Dec-16 (十二月)	1-12/2016 TOTAL總計
INCOME:	收入													
MANAGEMENT FEE RECEIVED	管理費收入	111,012.00	111,012.00	111,012.00	111,012.00	111,012.00	111,012.00	111,012.00	111,012.00	111,012.00	111,012.00	111,012.00	111,012.00	1,332,144.00
ADD: LEGAL FEE RECOVERY	訴訟費收入	0.00	0.00	0.00	0.00	0.00	0.00	0.00	0.00	0.00	0.00	0.00	0.00	0.00
ADD: INTEREST RECEIVED	利息收入	0.00	0.00	0.00	0.00	0.00	0.00	0.00	0.00	0.00	0.00	0.00	0.00	0.00
LESS: IMPAIRMENT LOSSES FOR M.F.	管理費壞賬撥備													0.00
LESS: SINKING FUND	減: 儲備基金	(5,550.60)	(5,550.60)	(5,550.60)	(5,550.60)	(5,550.60)	(5,550.60)	(5,550.60)	(5,550.60)	(5,550.60)	(5,550.60)	(5,550.60)	(5,550.60)	(66,607.20)
		105,461.40	105,461.40	105,461.40	105,461.40	105,461.40	105,461.40	105,461.40	105,461.40	105,461.40	105,461.40	105,461.40	105,461.40	1,265,536.80
EXPENSES:	減: 支出													
APPORTIONMENT OF GARDENS EXPENSES	公共費用之分攤	55,423.05	62,808.40	68,223.37	43,427.16	47,372.79	70,429.64	59,074.25	57,349.55	55,366.75	63,334.39	49,946.39	70,566.47	703,322.21
AUDITORS REMUNERATION	核數費	0.00	0.00	0.00	0.00	0.00	0.00	0.00	0.00	0.00	0.00	0.00	0.00	0.00
CLEANING EXPENSES	清潔費	7,634.00	7,634.00	7,634.00	7,634.00	9,074.00	7,634.00	7,634.00	7,634.00	7,634.00	7,634.00	7,634.00	7,634.00	93,048.00
CONSULTING FEE	諮詢費	0.00	0.00	0.00	0.00	0.00	0.00	0.00	0.00	0.00	0.00	0.00	0.00	0.00
ELECTRICITY	電費	6,531.00	7,555.00	6,747.00	6,443.00	8,509.00	11,228.00	6,765.00	7,976.00	7,115.00	9,380.00	6,884.00	7,494.00	92,627.00
FESTIVAL DECORATION EXPENSES	節日裝飾	0.00	378.00	370.00	0.00	0.00	0.00	0.00	0.00	0.00	0.00	0.00	0.00	748.00
FURNITURE, FIXTURES & EQUIPMENT	屋苑設備	0.00	0.00	0.00	0.00	0.00	0.00	0.00	0.00	0.00	0.00	0.00	0.00	0.00
LEGAL FEE	訴訟費	0.00	0.00	0.00	0.00	0.00	0.00	0.00	0.00	0.00	0.00	0.00	0.00	0.00
MAINTENANCE, REPAIR & INSTALLATION	保養維修													
DRAINAGE, ELECTRICALS & PUMPS	水電保養維修	0.00	8,068.00	253.00	0.00	76.60	3,413.26	104.28	18,359.56	9,582.68	0.00	107.97	2,074.02	42,039.37
PIPE & ELECT. MAINT. (Hang Cheong / Allantic)	水電保養 (恒昌/大西洋)	0.00	4,200.00	8,400.00	0.00	4,200.00	12,600.00	4,200.00	4,200.00	2,885.60	2,885.60	2,789.60	2,885.60	49,246.40
SECURITY SYSTEM / SMATV. SYM	保安系統/衛星電視	254.14	508.28	172.00	82.14	254.14	598.14	336.28	254.14	254.14	254.14	254.14	254.14	3,475.82
FIRE FIGHTING SYSTEM	消防保養	0.00	6,670.00	0.00	0.00	0.00	500.00	1,500.00	0.00	0.00	0.00	0.00	2,280.00	10,950.00
LIFTS	升降機	4,900.00	4,900.00	11,800.00	0.00	5,900.00	5,900.00	18,280.00	5,900.00	5,900.00	5,900.00	5,900.00	5,900.00	81,180.00
MANAGER'S REMUNERATION 4%	管理酬金 4%	2,572.79	3,059.05	2,856.52	1,994.45	2,557.43	3,136.06	2,998.46	3,209.83	2,771.74	2,489.17	2,382.76	2,578.63	32,606.89
MAINTENANCE FUND 11%	維修基金 11%	7,075.17	8,412.39	7,855.43	5,484.73	7,032.93	8,624.17	8,245.77	8,827.03	7,622.28	6,845.23	6,552.59	7,091.23	89,668.95
SECURITY GUARD SERVICE CHARGES	保安費	44,679.20	35,624.00	35,624.00	35,624.00	35,624.00	35,624.00	35,624.00	35,624.00	35,624.00	35,624.00	35,624.00	35,624.00	436,543.20
PRINTING AND STATIONERY	印刷及廣告費	0.00	0.00	0.00	0.00	0.00	0.00	0.00	0.00	0.00	0.00	77.25	0.00	77.25
SUNDRY EXPENSES	什項支出	246.40	467.86	335.00	0.00	220.00	678.54	440.00	220.00	220.00	220.00	220.00	242.00	3,509.80
TELEPHONE	電話費	75.00	78.00	78.00	78.00	78.00	78.00	78.00	78.00	78.00	78.00	78.00	78.00	933.00
WATER FEE	水費	0.00	393.10	0.00	0.00	0.00	147.60	0.00	0.00	0.00	253.60	0.00	0.00	794.30
TOTAL EXPENSES	總支出	129,390.75	150,756.08	150,348.32	100,767.48	120,898.89	160,591.41	145,280.04	149,632.11	135,054.19	134,898.13	118,450.70	144,702.09	1,640,770.19
SURPLUS / (DEFICIT) FOR THE PERIOD	本期盈餘/(赤字)	(23,929.35)	(45,294.68)	(44,886.92)	4,693.92	(15,437.49)	(55,130.01)	(39,818.64)	(44,170.71)	(29,592.79)	(29,436.73)	(12,989.30)	(39,240.69)	(375,233.39)
SURPLUS B/F FROM 1/1/2016	承上結存	1,010,781.55	986,852.20	941,557.52	896,670.60	901,364.52	885,927.03	830,797.02	790,978.38	746,807.67	717,214.88	687,778.15	674,788.85	1,010,781.55
BALANCE C/F	累積盈餘/(赤字)	986,852.20	941,557.52	896,670.60	901,364.52	885,927.03	830,797.02	790,978.38	746,807.67	717,214.88	687,778.15	674,788.85	635,548.16	635,548.16



T.L.60
HONG KONG GARDENS - BLOCK 26 豪景花園二十六座
STATEMENT OF COMPREHENSIVE INCOME 收支報告表
(FORMERLY KNOWN AS INCOME & EXPENDITURE ACCOUNT)

		Jan-16 (一月)	Feb-16 (二月)	Mar-16 (三月)	Apr-16 (四月)	May-16 (五月)	Jun-16 (六月)	Jul-16 (七月)	Aug-16 (八月)	Sep-16 (九月)	Oct-16 (十月)	Nov-16 (十一月)	Dec-16 (十二月)	1-12/2016 TOTAL總計
INCOME:	收入													
MANAGEMENT FEE RECEIVED	管理費收入	111,804.00	111,804.00	111,804.00	111,804.00	111,804.00	111,804.00	111,804.00	111,804.00	111,804.00	111,804.00	111,804.00	111,804.00	1,341,648.00
LESS: SINKING FUND	減: 儲備基金	(5,590.20)	(5,590.20)	(5,590.20)	(5,590.20)	(5,590.20)	(5,590.20)	(5,590.20)	(5,590.20)	(5,590.20)	(5,590.20)	(5,590.20)	(5,590.20)	(67,082.40)
		106,213.80	106,213.80	106,213.80	106,213.80	106,213.80	106,213.80	106,213.80	106,213.80	106,213.80	106,213.80	106,213.80	106,213.80	1,274,565.60
EXPENSES:	減: 支出													
APPORTIONMENT OF GARDENS EXPENSES	公共費用之分攤	52,903.82	59,953.48	65,122.31	41,453.20	45,219.48	67,228.29	56,389.06	54,742.75	52,850.08	60,455.55	47,676.10	67,358.90	671,353.02
AUDITORS REMUNERATION	核數費	0.00	0.00	0.00	0.00	0.00	0.00	0.00	0.00	0.00	0.00	0.00	0.00	0.00
CLEANING EXPENSES	清潔費	7,634.00	7,634.00	7,634.00	7,634.00	7,634.00	7,634.00	7,634.00	7,634.00	7,634.00	7,634.00	7,634.00	7,634.00	91,608.00
COUNSULTING FEE	諮詢費	0.00	0.00	0.00	0.00	0.00	0.00	0.00	0.00	0.00	0.00	0.00	0.00	0.00
ELECTRICITY	電費	7,282.00	7,334.00	8,190.00	6,896.00	8,422.00	10,154.00	6,461.00	9,821.00	7,861.00	8,940.00	7,225.00	8,252.00	96,838.00
FESTIVAL DECORATION EXPENSES	節日裝飾	0.00	0.00	370.00	0.00	0.00	0.00	0.00	0.00	0.00	0.00	0.00	0.00	370.00
FURNITURE, FIXTURES & EQUIPMENT	屋苑設備	0.00	0.00	0.00	0.00	0.00	0.00	0.00	0.00	0.00	0.00	0.00	0.00	0.00
LEGAL FEE	訴訟費	0.00	0.00	0.00	0.00	0.00	0.00	0.00	0.00	0.00	0.00	0.00	0.00	0.00
MAINTENANCE, REPAIR & INSTALLATION	保養維修													
DRAINAGE, ELECTRICALS & PUMPS	水電保養維修	0.00	0.00	253.00	0.00	76.60	469.26	1,199.28	559.56	9,582.68	0.00	227.97	20,284.02	32,652.37
PIPE & ELECT. MAINT. (Hang Cheong / Atlantic)	水電保養 (恒昌/大西洋)	0.00	4,200.00	8,400.00	0.00	4,200.00	12,600.00	4,200.00	4,200.00	2,885.60	2,885.60	2,789.60	2,885.60	49,246.40
SECURITY SYSTEM / SMATV. SYM	保安系統/衛星電視	246.14	492.28	164.00	82.14	246.14	574.14	328.28	246.14	3,546.14	246.14	246.14	246.14	6,663.82
FIRE FIGHTING SYSTEM	消防保養	0.00	4,550.00	0.00	0.00	0.00	500.00	0.00	0.00	0.00	0.00	0.00	5,000.00	10,050.00
LIFTS	升降機	4,900.00	4,900.00	11,800.00	0.00	5,900.00	5,900.00	18,280.00	5,900.00	5,900.00	5,900.00	5,900.00	5,900.00	81,180.00
MANAGER'S REMUNERATION 4%	管理酬金 4%	2,602.06	2,615.21	2,935.28	2,012.57	2,495.63	2,972.30	2,986.26	2,570.91	2,932.86	2,468.54	2,400.48	3,445.39	32,437.49
MAINTENANCE FUND 11%	維修基金 11%	7,155.67	7,191.84	8,072.02	5,534.56	6,862.98	8,173.81	8,212.22	7,070.00	8,065.36	6,788.49	6,601.32	9,474.82	89,203.09
SECURITY GUARD SERVICE CHARGES	保安費	44,679.20	35,624.00	35,624.00	35,624.00	35,624.00	35,624.00	35,624.00	35,624.00	35,624.00	35,624.00	35,624.00	35,624.00	436,543.20
PRINTING AND STATIONERY	印刷及廣告費	0.00	0.00	0.00	0.00	0.00	0.00	0.00	0.00	0.00	0.00	77.25	0.00	77.25
SUNDRY EXPENSES	什項支出	235.20	448.68	869.00	0.00	210.00	647.70	852.00	210.00	210.00	210.00	210.00	231.00	4,333.58
TELEPHONE	電話費	75.00	78.00	78.00	78.00	78.00	78.00	78.00	78.00	78.00	78.00	78.00	78.00	933.00
WATER FEE	水費	0.00	119.40	0.00	0.00	0.00	126.30	0.00	0.00	0.00	195.80	0.00	0.00	441.50
TOTAL EXPENSES	總支出	127,713.09	135,140.89	149,511.61	99,314.47	116,968.83	152,681.80	142,244.10	128,656.36	137,169.72	131,426.12	116,689.86	166,413.87	1,603,930.72
SURPLUS / (DEFICIT) FOR THE PERIOD	本期盈餘/(赤字)	(21,499.29)	(28,927.09)	(43,297.81)	6,899.33	(10,755.03)	(46,468.00)	(36,030.30)	(22,442.56)	(30,955.92)	(25,212.32)	(10,476.06)	(60,200.07)	(329,365.12)
SURPLUS B/F FROM 1/1/2016	承上結存	330,774.83	309,275.54	280,348.45	237,050.64	243,949.97	233,194.94	186,726.94	150,696.64	128,254.08	97,298.16	72,085.84	61,609.78	330,774.83
BALANCE C/F	累積盈餘/(赤字)	309,275.54	280,348.45	237,050.64	243,949.97	233,194.94	186,726.94	150,696.64	128,254.08	97,298.16	72,085.84	61,609.78	1,409.71	1,409.71



*報表內的1月至5月數據是由前會計公司提供，有待執業會計師核實後方可作準，最後賬目或會因應會計師意見作出調整。
如有任何查詢可致電 2491 7234 與本部聯絡。

T.L.60
HONG KONG GARDENS - BLOCK 27 密景花園二十七座
STATEMENT OF COMPREHENSIVE INCOME 收支報告表
(FORMERLY KNOWN AS INCOME & EXPENDITURE ACCOUNT)

		Jan-16 (一月)	Feb-16 (二月)	Mar-16 (三月)	Apr-16 (四月)	May-16 (五月)	Jun-16 (六月)	Jul-16 (七月)	Aug-16 (八月)	Sep-16 (九月)	Oct-16 (十月)	Nov-16 (十一月)	Dec-16 (十二月)	1-12/2016 TOTAL總計
INCOME:	收入													
MANAGEMENT FEE RECEIVED	管理費收入	166,782.00	166,782.00	166,782.00	166,782.00	166,782.00	166,782.00	166,782.00	166,782.00	166,782.00	166,782.00	166,782.00	166,782.00	2,001,384.00
ADD: BAD DEBT (M.F.) WRITTEN BACK	收回管理費壞賬													
LESS: SINKING FUND	減: 儲備基金	(8,339.10)	(8,339.10)	(8,339.10)	(8,339.10)	(8,339.10)	(8,339.10)	(8,339.10)	(8,339.10)	(8,339.10)	(8,339.10)	(8,339.10)	(8,339.10)	(100,069.20)
		158,442.90	158,442.90	158,442.90	158,442.90	158,442.90	158,442.90	158,442.90	158,442.90	158,442.90	158,442.90	158,442.90	158,442.90	1,901,314.80
EXPENSES:	減: 支出													
APPORTIONMENT OF GARDENS EXPENSES	公共費用之分攤	52,903.82	59,953.48	65,122.31	41,453.20	45,219.48	67,228.29	56,389.06	54,742.75	52,850.08	60,455.55	47,676.10	67,358.90	671,353.02
AUDITORS REMUNERATION	核數費	0.00	0.00	0.00	0.00	0.00	0.00	0.00	0.00	0.00	0.00	0.00	0.00	0.00
CLEANING EXPENSES	清潔費	7,634.00	7,634.00	7,634.00	7,634.00	7,634.00	7,634.00	7,634.00	7,634.00	7,634.00	7,634.00	7,634.00	7,634.00	91,608.00
COUNSELLING FEE	諮詢費	0.00	0.00	0.00	0.00	0.00	0.00	0.00	0.00	0.00	0.00	0.00	0.00	0.00
ELECTRICITY	電費	13,187.00	16,125.00	10,342.00	11,625.00	15,816.00	18,454.00	11,594.00	17,823.00	14,203.00	16,516.00	13,543.00	12,272.00	171,500.00
FESTIVAL DECORATION EXPENSES	節日裝飾	0.00	0.00	370.00	0.00	0.00	0.00	0.00	0.00	0.00	0.00	0.00	0.00	370.00
FURNITURE, FIXTURES & EQUIPMENT	屋苑設備	0.00	0.00	0.00	0.00	0.00	0.00	0.00	0.00	0.00	0.00	0.00	0.00	0.00
MAINTENANCE, REPAIR & INSTALLATION	保養維修													
DRAINAGE, ELECTRICALS & PUMPS	水電保養維修	6,131.00	12,125.00	2,413.40	0.00	2,125.00	5,801.75	4,071.78	2,881.72	2,205.75	2,125.00	2,339.74	2,449.02	44,669.16
PIPE & ELECT. MAINT. (Hang Cheong / Atlantic)	水電保養 (恒昌/大西洋)	0.00	4,200.00	8,400.00	0.00	4,200.00	12,600.00	4,200.00	4,200.00	2,885.60	2,885.60	2,789.60	2,885.60	49,246.40
SECURITY SYSTEM / SMATV. SYM	保安系統/衛星電視	229.14	458.28	147.00	82.14	229.14	523.14	311.28	229.14	229.14	13,729.14	229.14	229.14	16,625.82
FIRE FIGHTING SYSTEM	消防保養	0.00	16,990.00	0.00	0.00	0.00	500.00	0.00	0.00	0.00	0.00	0.00	760.00	18,250.00
LIFTS	升降機	0.00	5,400.00	18,000.00	0.00	9,000.00	18,000.00	18,000.00	9,000.00	9,000.00	9,000.00	9,000.00	9,000.00	113,400.00
MANAGER'S REMUNERATION 4%	管理酬金 4%	2,867.32	3,968.36	3,332.58	2,205.57	3,000.49	4,004.82	3,281.16	3,111.03	2,886.62	3,525.77	2,864.79	2,855.95	37,904.46
MAINTENANCE FUND 11%	維修基金 11%	7,885.12	10,912.99	9,164.58	6,065.31	8,251.34	11,013.24	9,023.20	8,555.34	7,938.20	9,695.87	7,878.17	7,853.86	104,237.22
SECURITY GUARD SERVICE CHARGES	保安費	44,093.60	35,624.00	35,624.00	35,624.00	35,624.00	35,624.00	35,624.00	35,624.00	35,624.00	35,624.00	35,624.00	35,624.00	435,957.60
PRINTING AND STATIONERY	印刷及廣告費	0.00	0.00	0.00	0.00	0.00	0.00	0.00	0.00	0.00	0.00	77.25	0.00	77.25
SALARIES	薪金	0.00	0.00	0.00	0.00	0.00	0.00	0.00	0.00	0.00	0.00	0.00	0.00	0.00
MPP CONTRIBUTION	強積金	0.00	0.00	0.00	0.00	0.00	0.00	0.00	0.00	0.00	0.00	0.00	0.00	0.00
SUNDRY EXPENSES	什項支出	235.20	443.58	210.00	0.00	210.00	647.70	420.00	210.00	210.00	210.00	210.00	371.00	3,377.48
TRAVELLING	交通費	0.00	0.00	0.00	0.00	0.00	0.00	0.00	0.00	0.00	0.00	0.00	0.00	0.00
TELEPHONE	電話費	173.00	174.00	174.00	174.00	174.00	173.00	174.00	174.00	174.00	174.00	173.00	174.00	2,085.00
WATER FEE	水費	0.00	35.10	0.00	0.00	0.00	162.80	0.00	0.00	0.00	246.50	0.00	0.00	444.40
TOTAL EXPENSES	總支出	135,339.20	174,043.79	160,933.87	104,863.22	131,483.45	182,366.74	150,722.48	144,184.98	135,840.39	161,821.43	130,038.79	149,467.47	1,761,105.81
SURPLUS / (DEFICIT) FOR THE PERIOD	本期盈餘/(赤字)	23,103.70	(15,600.89)	(2,490.97)	53,579.68	26,959.45	(23,923.84)	7,720.42	14,257.92	22,602.51	(3,378.53)	28,404.11	8,975.43	140,208.99
SURPLUS B/F	承上結存	73,387.17	96,490.87	80,889.98	78,399.01	131,978.69	158,938.14	135,014.30	142,734.72	156,992.64	179,595.15	176,216.62	204,620.73	73,387.17
BALANCE C/F	累積盈餘/(赤字)	96,490.87	80,889.98	78,399.01	131,978.69	158,938.14	135,014.30	142,734.72	156,992.64	179,595.15	176,216.62	204,620.73	213,596.16	213,596.16



*報表內的1月至5月數據是由前會計公司提供，有待執業會計師核實後方可作準，最後賬目或會因應會計師意見作出調整。
如有任何查詢可致電 2491 7234 與本部聯絡。

T.L.60
HONG KONG GARDENS - BLOCK 28 翠景花園二十八座
STATEMENT OF COMPREHENSIVE INCOME 收支報告表
(FORMERLY KNOWN AS INCOME & EXPENDITURE ACCOUNT)

		Jan-16 (一月)	Feb-16 (二月)	Mar-16 (三月)	Apr-16 (四月)	May-16 (五月)	Jun-16 (六月)	Jul-16 (七月)	Aug-16 (八月)	Sep-16 (九月)	Oct-16 (十月)	Nov-16 (十一月)	Dec-16 (十二月)	1-12/2016 TOTAL總計
INCOME:	收入													
MANAGEMENT FEE RECEIVED	管理費收入	158,840.00	158,840.00	158,840.00	158,840.00	158,840.00	158,840.00	158,840.00	158,840.00	158,840.00	158,840.00	158,840.00	158,840.00	1,906,080.00
LESS: SINKING FUND	減: 儲備基金	(7,942.00)	(7,942.00)	(7,942.00)	(7,942.00)	(7,942.00)	(7,942.00)	(7,942.00)	(7,942.00)	(7,942.00)	(7,942.00)	(7,942.00)	(7,942.00)	(95,304.00)
		150,898.00	150,898.00	150,898.00	150,898.00	150,898.00	150,898.00	150,898.00	150,898.00	150,898.00	150,898.00	150,898.00	150,898.00	1,810,776.00
EXPENSES:	減: 支出													
APPORTIONMENT OF GARDENS EXPENSES	公共費用之分摊	50,384.60	57,098.53	62,021.27	39,479.20	43,066.17	64,026.93	53,703.90	52,136.00	50,333.40	57,576.75	45,405.80	64,151.33	639,383.88
AUDITORS REMUNERATION	核數費	0.00	0.00	0.00	0.00	0.00	0.00	0.00	0.00	0.00	0.00	0.00	0.00	0.00
CLEANING EXPENSES	清潔費	7,634.00	7,634.00	7,634.00	7,634.00	7,634.00	7,634.00	7,634.00	7,634.00	7,634.00	7,634.00	7,634.00	7,634.00	91,608.00
COUNSULTING FEE	諮詢費	0.00	0.00	0.00	0.00	0.00	0.00	0.00	0.00	0.00	0.00	0.00	0.00	0.00
ELECTRICITY	電費	10,093.00	12,493.00	13,277.00	7,127.00	14,104.00	12,619.00	11,075.00	11,746.00	12,529.00	12,077.00	10,806.00	9,999.00	137,945.00
FESTIVAL DECORATION EXPENSES	節日裝飾	0.00	378.00	370.00	0.00	0.00	0.00	0.00	0.00	0.00	0.00	0.00	0.00	748.00
FURNITURE, FIXTURES & EQUIPMENT	屋苑設備	0.00	0.00	0.00	0.00	0.00	0.00	0.00	0.00	0.00	0.00	0.00	0.00	0.00
MAINTENANCE, REPAIR & INSTALLATION	保養維修													
DRAINAGE, ELECTRICALS & PUMPS	水電保養維修	0.00	7,775.00	2,833.40	0.00	2,125.00	5,801.75	3,632.78	2,601.72	2,205.75	2,125.00	2,339.74	2,569.02	34,009.16
PIPE & ELECT. MAINT. (Hang Cheong / Atlantic)	水電保養 (恒昌/大西洋)	0.00	4,200.00	8,400.00	0.00	4,200.00	12,600.00	4,200.00	4,200.00	2,885.60	2,885.60	2,789.60	2,885.60	49,246.40
SECURITY SYSTEM / SMATV. SYM	保安系統/衛星電視	222.14	5,944.28	140.00	82.14	222.14	502.22	304.28	222.14	222.14	3,522.14	222.14	222.14	11,827.90
FIRE FIGHTING SYSTEM	消防保養	0.00	0.00	0.00	0.00	0.00	500.00	0.00	0.00	0.00	0.00	0.00	350.00	850.00
LIFTS	升降機	0.00	5,400.00	18,000.00	0.00	9,000.00	18,000.00	18,000.00	9,000.00	9,000.00	9,000.00	9,000.00	9,000.00	113,400.00
MANAGER'S REMUNERATION 4%	管理酬金 4%	2,497.59	3,210.92	3,466.10	2,025.65	2,931.33	3,768.73	3,241.76	2,856.07	2,818.98	2,938.95	2,754.63	2,747.51	35,258.22
MAINTENANCE FUND 11%	維修基金 11%	6,868.37	8,830.04	9,531.76	5,570.53	8,061.15	10,364.02	8,914.85	7,854.20	7,752.19	8,082.11	7,575.23	7,555.65	96,960.10
SECURITY GUARD SERVICE CHARGES	保安費	44,093.60	35,624.00	35,624.00	35,624.00	35,624.00	35,624.00	35,624.00	35,624.00	35,624.00	35,624.00	35,624.00	35,624.00	435,957.60
PRINTING AND STATIONERY	印刷及廣告費	0.00	0.00	0.00	0.00	0.00	0.00	0.00	0.00	0.00	0.00	77.25	0.00	77.25
SALARIES	薪金	0.00	0.00	0.00	0.00	0.00	0.00	0.00	0.00	0.00	0.00	0.00	0.00	0.00
MPF CONTRIBUTION	強積金	0.00	0.00	0.00	0.00	0.00	0.00	0.00	0.00	0.00	0.00	0.00	0.00	0.00
SUNDRY EXPENSES	什項支出	224.00	426.10	200.00	0.00	200.00	616.85	400.00	200.00	200.00	200.00	200.00	230.00	3,096.95
TRAVELLING	交通費	0.00	0.00	0.00	0.00	0.00	0.00	0.00	0.00	0.00	0.00	0.00	0.00	0.00
TELEPHONE	電話費	173.00	174.00	174.00	174.00	174.00	173.00	174.00	174.00	174.00	174.00	173.00	174.00	2,085.00
WATER FEE	水費	0.00	224.70	0.00	0.00	0.00	147.50	0.00	0.00	0.00	232.00	0.00	0.00	604.20
TOTAL EXPENSES	總支出	122,190.30	149,412.57	161,671.53	97,716.52	127,341.79	172,378.00	146,904.57	134,248.13	131,379.06	142,071.55	124,601.39	143,142.25	1,653,057.66
SURPLUS / (DEFICIT) FOR THE PERIOD	本期盈餘/(赤字)	28,707.70	1,485.43	(10,773.53)	53,181.48	23,556.21	(21,480.00)	3,993.43	16,649.87	19,518.94	8,826.45	26,296.61	7,755.75	157,718.34
SURPLUS B/F	承上結存	(153,511.71)	(124,804.01)	(123,318.58)	(134,092.11)	(80,910.63)	(57,354.42)	(78,834.42)	(74,840.99)	(58,191.12)	(38,672.18)	(29,845.73)	(3,549.12)	(153,511.71)
BALANCE C/F	累積盈餘/(赤字)	(124,804.01)	(123,318.58)	(134,092.11)	(80,910.63)	(57,354.42)	(78,834.42)	(74,840.99)	(58,191.12)	(38,672.18)	(29,845.73)	(3,549.12)	4,206.63	4,206.63



*報表內的1月至5月數據是由前會計公司提供,有待執業會計師核實後方可作準,最後賬目或會因應會計師意見作出調整。
如有任何查詢可致電 2491 7234 與本部聯絡。

T.L.60

HONG KONG GARDENS - CARPARK A 豪華花園車場 A
STATEMENT OF COMPREHENSIVE INCOME 收支報告表
(FORMERLY KNOWN AS INCOME & EXPENDITURE ACCOUNT)

		Jan-16 (一月)	Feb-16 (二月)	Mar-16 (三月)	Apr-16 (四月)	May-16 (五月)	Jun-16 (六月)	Jul-16 (七月)	Aug-16 (八月)	Sep-16 (九月)	Oct-16 (十月)	Nov-16 (十一月)	Dec-16 (十二月)	1-12/2016 TOTAL總計
INCOME:	收入													
MANAGEMENT FEE RECEIVED	管理費收入	135,470.00	135,470.00	135,470.00	135,470.00	135,470.00	135,470.00	135,470.00	135,470.00	135,470.00	135,470.00	135,470.00	135,470.00	1,625,640.00
ADD: LEGAL FEE RECOVERY	訴訟費收入	0.00	0.00	552.10	267.15	0.00	0.00	0.00	0.00	0.00	0.00	0.00	0.00	819.25
ADD: INTEREST RECEIVED	利息收入	0.00	0.00	0.00	0.00	0.00	0.00	0.00	0.00	0.00	0.00	0.00	0.00	0.00
ADD: SUNDRY INCOME	什項收入	1,950.00	1,200.00	3,300.00	1,350.00	2,550.00	2,850.00	2,700.00	1,350.00	1,050.00	900.00	2,700.00	2,700.00	24,600.00
ADD: BAD DEBT (M.F.) WRITTEN BACK	收回管理費壞賬													0.00
LESS: SINKING FUND	減: 儲備基金	(6,773.50)	(6,773.50)	(6,773.50)	(6,773.50)	(6,773.50)	(6,773.50)	(6,773.50)	(6,773.50)	(6,773.50)	(6,773.50)	(6,773.50)	(6,773.50)	(81,282.00)
		130,646.50	129,896.50	132,548.60	130,313.65	131,246.50	131,546.50	131,396.50	130,046.50	129,746.50	129,596.50	131,396.50	131,396.50	1,569,777.25
EXPENSES:	減: 支出													
APPORTIONMENT OF GARDENS EXPENSES	公共費用之分攤	24,947.37	28,271.71	30,709.13	19,547.71	21,323.74	31,702.23	26,590.87	25,814.54	24,922.03	28,508.47	22,482.18	31,763.82	316,583.80
AUDITORS REMUNERATION	核數費	0.00	0.00	0.00	0.00	0.00	0.00	0.00	0.00	0.00	0.00	0.00	0.00	0.00
CARPARK EQUIPMENT	車場設備	0.00	0.00	0.00	0.00	0.00	0.00	0.00	0.00	0.00	0.00	0.00	0.00	0.00
CLEANING EXPENSES	清潔費	12,440.00	12,440.00	12,440.00	12,440.00	12,440.00	12,440.00	12,440.00	12,440.00	12,440.00	12,440.00	12,440.00	12,440.00	149,280.00
COUNSULTING FEE	諮詢費	0.00	0.00	0.00	0.00	0.00	0.00	0.00	0.00	0.00	0.00	0.00	0.00	0.00
ELECTRICITY	電費	37,546.00	27,005.00	27,620.00	26,377.00	32,083.00	38,098.00	24,915.00	33,168.00	29,043.00	33,667.00	30,038.00	27,805.00	367,365.00
LEGAL FEE	訴訟費	0.00	0.00	0.00	0.00	0.00	0.00	0.00	0.00	0.00	0.00	0.00	0.00	0.00
MAINTENANCE, REPAIR & INSTALLATION	保養維修													
DRAINAGE, ELECTRICALS & PUMPS	水電保養維修	4,268.31	1,398.27	3,495.28	0.00	1,230.77	2,782.97	3,428.04	1,591.07	41,502.97	0.00	0.00	1,861.89	61,559.57
PIPE & ELECT. MAINT. (Hang Cheong / Atlantic)	水電保養 (恒昌/大西洋)	0.00	4,742.50	9,485.00	0.00	4,742.50	14,227.50	4,742.50	4,742.50	3,258.50	3,258.50	3,150.10	3,258.50	55,608.10
SECURITY SYSTEM	保安系統	220.00	440.00	220.00	0.00	220.00	660.00	220.00	220.00	220.00	220.00	220.00	1,370.00	4,230.00
FIRE FIGHTING SYSTEM	消防保養	0.00	19,880.00	0.00	0.00	2,055.00	1,000.00	0.00	0.00	2,055.00	0.00	2,055.00	8,000.00	35,045.00
LIFTS	升降機	0.00	3,400.00	4,000.00	0.00	2,000.00	2,000.00	6,000.00	2,000.00	2,290.00	2,000.00	2,000.00	2,000.00	27,690.00
MANAGER'S REMUNERATION 4%	管理酬金 4%	3,152.01	3,783.51	3,131.91	2,388.35	3,026.52	3,837.05	2,907.09	3,002.13	4,468.05	2,966.37	2,834.89	3,142.67	38,640.55
MAINTENANCE FUND 11%	維修基金 11%	8,668.03	10,404.66	8,612.74	6,567.96	8,322.93	10,551.90	7,994.50	8,255.87	12,287.13	8,157.51	7,795.96	8,642.35	106,261.54
SECURITY GUARD SERVICE CHARGES	保安費	23,509.00	20,075.00	20,075.00	20,075.00	20,075.00	20,075.00	20,075.00	20,075.00	20,075.00	20,075.00	20,075.00	20,075.00	244,334.00
PRINTING AND STATIONERY	印刷及廣告費	0.00	0.00	0.00	0.00	0.00	0.00	0.00	0.00	0.00	0.00	77.25	493.00	570.25
SUNDRY EXPENSES	什項支出	817.00	725.78	145.60	0.00	0.00	0.00	40.00	0.00	0.00	0.00	0.00	446.70	2,175.08
TELEPHONE	電話費	0.00	816.75	816.75	816.75	816.75	817.00	816.75	816.75	816.75	816.75	817.00	816.75	8,984.75
WATER FEE	水費	0.00	3,664.50	0.00	0.00	0.00	3,825.90	0.00	0.00	0.00	1,681.90	0.00	0.00	9,172.30
TOTAL EXPENSES	總支出	115,567.72	137,047.68	120,751.41	88,212.77	108,336.21	142,017.55	110,169.75	112,125.86	153,378.43	113,791.50	103,985.38	122,115.68	1,427,499.94
SURPLUS / (DEFICIT) FOR THE PERIOD	本期盈餘/(赤字)	15,078.78	(7,151.18)	11,797.19	42,100.88	22,910.29	(10,471.05)	21,226.75	17,920.64	(23,631.93)	15,805.00	27,411.12	9,280.82	142,277.31
SURPLUS B/F	承上結存	4,215,310.96	4,230,389.74	4,223,238.56	4,235,035.75	4,277,136.63	4,300,046.92	4,289,575.87	4,310,802.62	4,328,723.26	4,305,091.33	4,320,896.33	4,348,307.45	4,215,310.96
BALANCE C/F	累積盈餘/(赤字)	4,230,389.74	4,223,238.56	4,235,035.75	4,277,136.63	4,300,046.92	4,289,575.87	4,310,802.62	4,328,723.26	4,305,091.33	4,320,896.33	4,348,307.45	4,357,588.27	4,357,588.27

*報表內的1月至5月數據是由前會計公司提供，有待執業會計師核實後方可作準，最後賬目或會因應會計師意見作出調整。
如有任何查詢可致電 2491 7234 與本部聯絡。



T.L.60
HONG KONG GARDENS - CARPARK B 麗景花園車場B
STATEMENT OF COMPREHENSIVE INCOME 收支報告表
(FORMERLY KNOWN AS INCOME & EXPENDITURE ACCOUNT)

		Jan-16 (一月)	Feb-16 (二月)	Mar-16 (三月)	Apr-16 (四月)	May-16 (五月)	Jun-16 (六月)	Jul-16 (七月)	Aug-16 (八月)	Sep-16 (九月)	Oct-16 (十月)	Nov-16 (十一月)	Dec-16 (十二月)	1-12/2016 TOTAL總計
INCOME:	收入													
MANAGEMENT FEE RECEIVED	管理費收入	108,300.00	108,300.00	108,300.00	108,300.00	108,300.00	108,300.00	108,300.00	108,300.00	108,300.00	108,300.00	108,300.00	108,300.00	1,299,600.00
ADD: LEGAL FEE RECOVERED	拆訟費收入	0.00	0.00	0.00	0.00	0.00	0.00	0.00	0.00	0.00	0.00	0.00	0.00	0.00
ADD: INTEREST RECEIVED	利息收入	0.00	0.00	0.00	0.00	0.00	0.00	0.00	0.00	0.00	0.00	0.00	0.00	0.00
ADD: SUNDRY INCOME	什項收入	1,800.00	750.00	150.00	900.00	1,650.00	1,350.00	1,650.00	1,950.00	1,350.00	600.00	1,050.00	1,500.00	14,700.00
LESS: SINKING FUND	減: 儲備基金	(5,415.00)	(5,415.00)	(5,415.00)	(5,415.00)	(5,415.00)	(5,415.00)	(5,415.00)	(5,415.00)	(5,415.00)	(5,415.00)	(5,415.00)	(5,415.00)	(64,980.00)
		104,685.00	103,635.00	103,035.00	103,785.00	104,535.00	104,235.00	104,535.00	104,835.00	104,235.00	103,485.00	103,935.00	104,385.00	1,249,320.00
EXPENSES:	減: 支出													
APPORTIONMENT OF GARDENS EXPENSES	公共費用之分配	19,943.90	22,601.51	24,550.08	15,627.20	17,047.03	25,344.00	21,257.78	20,637.15	19,923.64	22,790.78	17,973.13	25,393.24	253,089.44
AUDITORS REMUNERATION	核數費	0.00	0.00	0.00	0.00	0.00	0.00	0.00	0.00	0.00	0.00	0.00	0.00	0.00
CARPARK EQUIPMENT	車場設備	0.00	0.00	0.00	0.00	0.00	0.00	0.00	0.00	0.00	0.00	0.00	0.00	0.00
CLEANING EXPENSES	清潔費	12,440.00	12,440.00	12,440.00	12,440.00	12,440.00	12,440.00	12,440.00	12,440.00	12,440.00	12,440.00	12,440.00	12,440.00	149,280.00
COUNSULTING FEE	諮詢費	0.00	0.00	0.00	0.00	0.00	0.00	0.00	0.00	0.00	0.00	0.00	0.00	0.00
ELECTRICITY	電費	10,668.00	30,536.00	22,484.00	21,838.00	26,685.00	44,251.00	25,684.00	41,919.00	32,086.00	38,528.00	29,559.00	28,463.00	352,701.00
MAINTENANCE, REPAIR & INSTALLATION	保養維修													
DRAINAGE, ELECTRICALS & PUMPS	水電保養維修	3,902.31	3,360.77	6,386.52	0.00	1,230.77	6,472.97	6,546.04	4,427.07	21,022.97	0.00	0.00	1,291.89	54,641.31
PIPE & ELECT. MAINT. (Hang Cheong / Atlantic)	水電保養 (恒昌/大西洋)	0.00	4,742.50	9,485.00	0.00	4,742.50	14,227.50	4,742.50	4,742.50	3,258.50	3,258.50	3,150.10	3,258.50	55,608.10
SECURITY SYSTEM	保安系統	220.00	440.00	220.00	0.00	220.00	660.00	220.00	220.00	220.00	220.00	220.00	1,370.00	4,230.00
FIRE FIGHTING SYSTEM	消防保養	0.00	196,610.00	0.00	0.00	0.00	1,000.00	0.00	0.00	0.00	0.00	0.00	39,960.00	237,570.00
MANAGER'S REMUNERATION 4%	管理酬金 4%	2,062.25	10,773.89	2,876.29	2,244.13	2,648.40	3,997.74	2,820.97	3,460.30	3,596.77	3,016.36	2,653.53	4,447.55	44,598.18
MAINTENANCE FUND 11%	維修基金 11%	5,671.19	29,628.21	7,909.80	6,171.36	7,283.10	10,993.78	7,757.67	9,515.83	9,891.11	8,295.00	7,297.22	12,230.75	122,645.02
SECURITY GUARD SERVICE CHARGES	保安費	23,509.00	20,075.00	20,075.00	20,075.00	20,075.00	20,075.00	20,075.00	20,075.00	20,075.00	20,075.00	20,075.00	20,075.00	244,334.00
PRINTING AND STATIONERY	印刷及廣告費	0.00	0.00	0.00	0.00	0.00	0.00	0.00	0.00	0.00	0.00	77.25	493.00	570.25
SUNDRY EXPENSES	什項支出	0.00	326.32	816.75	0.00	0.00	0.00	0.00	0.00	0.00	70.80	0.00	446.60	1,660.47
TELEPHONE	電話費	817.00	816.75	0.00	816.75	816.75	817.00	816.75	816.75	816.75	816.75	817.00	816.75	8,985.00
WATER FEE	水費	0.00	0.00	0.00	933.50	0.00	0.00	0.00	1,867.20	0.00	0.00	0.00	2,573.90	5,374.60
TOTAL EXPENSES	總支出	79,233.65	332,350.95	107,243.44	80,145.94	93,188.55	140,278.99	102,360.71	120,120.80	123,330.74	109,511.19	94,262.23	153,260.18	1,535,287.37
SURPLUS / (DEFICIT) FOR THE PERIOD	本期盈餘/(赤字)	25,451.35	(228,715.95)	(4,208.44)	23,639.06	11,346.45	(36,043.99)	2,174.29	(15,285.80)	(19,095.74)	(6,026.19)	9,672.77	(48,875.18)	(285,967.37)
SURPLUS B/F	承上結存	3,578,303.25	3,603,754.60	3,375,038.65	3,370,830.21	3,394,469.27	3,405,815.72	3,369,771.73	3,371,946.02	3,356,660.22	3,337,564.48	3,331,538.29	3,341,211.06	3,578,303.25
BALANCE C/F	累積盈餘/(赤字)	3,603,754.60	3,375,038.65	3,370,830.21	3,394,469.27	3,405,815.72	3,369,771.73	3,371,946.02	3,356,660.22	3,337,564.48	3,331,538.29	3,341,211.06	3,292,335.88	3,292,335.88

*報表內的1月至5月數據是由前會計公司提供，有待執業會計師核實後方可作準，最後賬目或會因應會計師意見作出調整。
如有任何查詢可致電 2491 7234 與本部聯絡。



T.L.60

HONG KONG GARDENS - CARPARK C 寰景花園車場 C
STATEMENT OF COMPREHENSIVE INCOME 收支報告表
(FORMERLY KNOWN AS INCOME & EXPENDITURE ACCOUNT)

	Jan-16 (一月)	Feb-16 (二月)	Mar-16 (三月)	Apr-16 (四月)	May-16 (五月)	Jun-16 (六月)	Jul-16 (七月)	Aug-16 (八月)	Sep-16 (九月)	Oct-16 (十月)	Nov-16 (十一月)	Dec-16 (十二月)	1-12/2016 TOTAL總計
INCOME:	收入												
MANAGEMENT FEE RECEIVED	129,549.00	129,549.00	129,549.00	129,549.00	129,549.00	129,549.00	129,549.00	129,549.00	129,549.00	129,549.00	129,549.00	129,549.00	1,554,588.00
ADD: LEGAL FEE RECOVERED	0.00	0.00	0.00	0.00	287.10	0.00	0.00	0.00	0.00	0.00	0.00	0.00	287.10
ADD: INTEREST RECEIVED	0.00	0.00	0.00	0.00	0.00	0.00	0.00	0.00	0.00	0.00	0.00	0.00	0.00
ADD: SUNDRY INCOME	3,000.00	600.00	1,650.00	1,050.00	1,350.00	1,950.00	1,500.00	1,900.00	1,900.00	1,950.00	2,400.00	2,250.00	21,500.00
LESS: SINKING FUND	(6,477.45)	(6,477.45)	(6,477.45)	(6,477.45)	(6,477.45)	(6,477.45)	(6,477.45)	(6,477.45)	(6,477.45)	(6,477.45)	(6,477.45)	(6,477.45)	(77,729.40)
	126,071.55	123,671.55	124,721.55	124,121.55	124,708.65	125,021.55	124,571.55	124,971.55	124,971.55	125,021.55	125,471.55	125,321.55	1,498,645.70
EXPENSES:	減: 支出												
APPORTIONMENT OF GARDENS EXPENSES	22,778.03	25,813.30	28,038.77	17,847.90	19,469.50	28,945.51	24,278.62	23,569.80	22,754.90	26,029.47	20,527.21	29,001.75	289,054.76
AUDITORS REMUNERATION	0.00	0.00	0.00	0.00	0.00	0.00	0.00	0.00	0.00	0.00	0.00	0.00	0.00
CARPARK EQUIPMENT	0.00	0.00	0.00	0.00	0.00	0.00	0.00	0.00	0.00	0.00	0.00	0.00	0.00
CLEANING EXPENSES	12,440.00	12,440.00	12,440.00	12,440.00	12,440.00	12,440.00	12,440.00	12,440.00	12,440.00	12,440.00	12,440.00	12,440.00	149,280.00
CONSULTING FEE	0.00	0.00	0.00	0.00	0.00	0.00	0.00	0.00	0.00	0.00	0.00	0.00	0.00
ELECTRICITY	30,512.00	32,282.00	30,573.00	30,210.00	34,150.00	33,571.00	30,939.00	34,602.00	32,233.00	31,599.00	35,081.00	31,030.00	386,782.00
MAINTENANCE, REPAIR & INSTALLATION	保養維修												
DRAINAGE, ELECTRICALS & PUMPS	3,902.31	1,398.27	1,886.52	0.00	1,230.77	2,968.97	3,313.04	2,351.08	19,372.98	0.00	0.00	1,291.89	37,715.83
PIPE & ELECT. MAINT. (Hang Cheong / Atlantic)	0.00	4,742.50	9,485.00	0.00	4,742.50	14,227.50	4,742.50	4,742.50	3,258.50	3,258.50	3,150.10	3,258.50	55,608.10
SECURITY SYSTEM	220.00	440.00	220.00	0.00	220.00	660.00	220.00	220.00	220.00	220.00	220.00	1,370.00	4,230.00
FIRE FIGHTING SYSTEM	0.00	228,820.00	0.00	0.00	0.00	1,000.00	0.00	0.00	0.00	0.00	0.00	40,940.00	270,760.00
MANAGERS REMUNERATION 4%	2,856.01	12,057.23	3,019.85	2,652.02	2,947.00	3,430.38	2,903.45	3,068.53	3,536.65	2,736.37	2,874.41	4,561.87	46,643.77
MAINTENANCE FUND 11%	7,854.03	33,157.39	8,304.59	7,293.06	8,104.25	9,433.54	7,984.49	8,438.47	9,725.79	7,525.02	7,904.64	12,545.14	128,270.41
SECURITY GUARD SERVICE CHARGES	23,509.00	20,075.00	20,075.00	20,075.00	20,075.00	20,075.00	20,075.00	20,075.00	20,075.00	20,075.00	20,075.00	20,075.00	244,334.00
PRINTING AND STATIONERY	0.00	0.00	0.00	0.00	0.00	0.00	0.00	0.00	0.00	0.00	77.25	493.00	570.25
LEGAL FEE	0.00	0.00	0.00	0.00	0.00	0.00	0.00	0.00	0.00	0.00	0.00	0.00	0.00
SUNDRY EXPENSES	0.00	416.30	0.00	0.00	0.00	0.00	40.00	90.00	0.00	0.00	0.00	446.60	992.90
TELEPHONE	817.00	816.75	816.75	816.75	816.75	817.00	816.75	816.75	816.75	816.75	817.00	816.75	9,801.75
WATER FEE	0.00	0.00	0.00	2,758.80	0.00	0.00	0.00	1,376.00	0.00	0.00	0.00	1,885.00	6,019.80
TOTAL EXPENSES	104,888.38	372,458.74	114,859.48	94,093.53	104,195.77	127,568.90	107,752.85	111,790.13	124,433.57	104,700.11	103,166.61	160,155.50	1,630,063.57
SURPLUS / (DEFICIT) FOR THE PERIOD	21,183.17	(248,787.19)	9,862.07	30,028.02	20,512.88	(2,547.35)	16,818.70	13,181.42	537.98	20,321.44	22,304.94	(34,833.95)	(131,417.87)
SURPLUS B/F	487,100.54	508,283.71	259,496.52	269,358.59	299,386.61	319,899.49	317,352.14	334,170.84	347,352.26	347,890.24	368,211.68	390,516.62	487,100.54
BALANCE C/F	508,283.71	259,496.52	269,358.59	299,386.61	319,899.49	317,352.14	334,170.84	347,352.26	347,890.24	368,211.68	390,516.62	355,682.67	355,682.67

*報表內的1月至5月數據是由前會計公司提供，有待執業會計師核實後方可作準，最後賬目或會因應會計師意見作出調整。
如有任何查詢可致電 2491 7234 與本部聯絡。



T.L.60
HONG KONG GARDENS - CARPARK D 豪景花園車場 D
STATEMENT OF COMPREHENSIVE INCOME 收支報告表
(FORMERLY KNOWN AS INCOME & EXPENDITURE ACCOUNT)

	Jan-16 (一月)	Feb-16 (二月)	Mar-16 (三月)	Apr-16 (四月)	May-16 (五月)	Jun-16 (六月)	Jul-16 (七月)	Aug-16 (八月)	Sep-16 (九月)	Oct-16 (十月)	Nov-16 (十一月)	Dec-16 (十二月)	1-12/2016 TOTAL總計
INCOME:	收入												
MANAGEMENT FEE RECEIVED	136,192.00	136,192.00	136,192.00	136,192.00	136,192.00	136,192.00	136,192.00	136,192.00	136,192.00	136,192.00	136,192.00	136,192.00	1,634,304.00
ADD: LEGAL FEE RECOVERY	0.00	0.00	0.00	0.00	0.00	0.00	0.00	0.00	0.00	0.00	0.00	0.00	0.00
ADD: INTEREST RECEIVED	0.00	0.00	0.00	0.00	0.00	0.00	0.00	0.00	0.00	0.00	0.00	0.00	0.00
ADD: SUNDRY INCOME	1,950.00	1,050.00	1,350.00	900.00	2,100.00	1,500.00	1,800.00	2,700.00	2,250.00	1,650.00	1,650.00	3,000.00	21,900.00
LESS: PROVISION FOR BAD DEBT - M.F.													0.00
LESS: SINKING FUND	(6,809.60)	(6,809.60)	(6,809.60)	(6,809.60)	(6,809.60)	(6,809.60)	(6,809.60)	(6,809.60)	(6,809.60)	(6,809.60)	(6,809.60)	(6,809.60)	(81,715.20)
LESS: SURPLUS REFUND TO OWNERS													0.00
	131,332.40	130,432.40	130,732.40	130,282.40	131,482.40	130,882.40	131,182.40	132,082.40	131,632.40	131,032.40	131,032.40	132,382.40	1,574,488.80
EXPENSES:	減: 支出												
APPORTIONMENT OF GARDENS EXPENSES	31,350.41	35,527.99	38,591.00	24,564.86	26,796.73	39,838.99	33,415.74	32,440.15	31,318.57	35,825.51	28,252.50	39,916.38	397,838.83
AUDITORS REMUNERATION	0.00	0.00	0.00	0.00	0.00	0.00	0.00	0.00	0.00	0.00	0.00	0.00	0.00
CARPARK EQUIPMENT	550.00	0.00	0.00	0.00	0.00	0.00	0.00	0.00	0.00	0.00	0.00	0.00	550.00
CLEANING EXPENSES	12,440.00	12,440.00	12,440.00	12,440.00	12,440.00	12,440.00	12,440.00	12,440.00	12,440.00	12,440.00	12,440.00	12,440.00	149,280.00
CONSULTING FEE	0.00	0.00	0.00	0.00	0.00	0.00	0.00	0.00	0.00	0.00	0.00	0.00	0.00
ELECTRICITY	24,664.00	19,308.00	22,164.00	19,152.00	24,445.00	25,444.00	17,035.00	24,182.00	19,902.00	25,115.00	19,922.00	22,793.00	264,126.00
LEGAL FEE	0.00	0.00	0.00	0.00	0.00	0.00	0.00	0.00	0.00	0.00	0.00	0.00	0.00
MAINTENANCE, REPAIR & INSTALLATION													
DRAINAGE, ELECTRICALS & PUMPS	8,273.62	4,701.54	7,106.04	0.00	2,461.54	5,529.49	6,539.58	791.08	54,132.98	0.00	0.00	5,312.66	94,848.53
PIPE & ELECT. MAINT. (Hang Cheong / Atlantic)	0.00	4,742.50	9,485.00	0.00	4,742.50	14,227.50	4,742.50	4,742.50	3,258.50	3,258.50	3,150.10	3,258.50	55,608.10
SECURITY SYSTEM	220.00	440.00	220.00	0.00	220.00	660.00	220.00	220.00	220.00	220.00	220.00	1,370.00	4,230.00
FIRE FIGHTING SYSTEM	0.00	17,560.00	0.00	0.00	0.00	1,000.00	0.00	0.00	0.00	0.00	0.00	23,480.00	42,040.00
MANAGER'S REMUNERATION 4%	2,818.94	3,221.84	2,892.27	2,186.01	2,609.63	3,207.72	2,476.40	2,609.65	4,433.81	2,477.01	2,268.05	3,689.40	34,890.73
MAINTENANCE FUND 11%	7,752.10	8,860.07	7,953.75	6,011.52	7,176.49	8,821.23	6,810.10	7,176.55	12,192.98	6,811.78	6,237.15	10,145.85	95,949.57
SECURITY GUARD SERVICE CHARGES	23,509.00	20,075.00	20,075.00	20,075.00	20,075.00	20,075.00	20,075.00	20,075.00	20,075.00	20,075.00	20,075.00	20,075.00	244,334.00
PRINTING AND STATIONERY	0.00	0.00	0.00	0.00	0.00	0.00	0.00	0.00	0.00	0.00	77.25	493.00	570.25
SUNDRY EXPENSES	0.00	462.30	0.00	0.00	40.00	0.00	41.20	0.00	0.00	0.00	0.00	446.60	990.10
TELEPHONE	817.00	816.75	816.75	816.75	816.75	817.00	816.75	816.75	816.75	816.75	817.00	816.75	9,801.75
WATER FEE	0.00	0.00	0.00	2,166.40	0.00	0.00	0.00	1,974.00	0.00	0.00	0.00	1,749.50	5,889.90
TOTAL EXPENSES	112,395.07	128,155.99	121,743.81	87,412.54	101,823.64	132,060.93	104,612.27	107,467.68	158,790.59	107,039.55	93,459.05	145,986.64	1,400,947.76
SURPLUS / (DEFICIT) FOR THE PERIOD	18,937.33	2,276.41	8,988.59	42,869.86	29,658.76	(1,178.53)	26,570.13	24,614.72	(27,158.19)	23,992.85	37,573.35	(13,604.24)	173,541.04
SURPLUS B/F	343,046.00	361,983.33	364,259.74	373,248.33	416,118.19	445,776.95	444,598.42	471,168.55	495,783.27	468,625.08	492,617.93	530,191.28	343,046.00
BALANCE C/F	361,983.33	364,259.74	373,248.33	416,118.19	445,776.95	444,598.42	471,168.55	495,783.27	468,625.08	492,617.93	530,191.28	516,587.04	516,587.04



T.L.60
H. K. GARDEN - COMMERCIAL COMPLEX 森景花園 - 商場
STATEMENT OF COMPREHENSIVE INCOME 收支報告表
(FORMERLY KNOWN AS INCOME & EXPENDITURE ACCOUNT)

		Jan-16 (一月)	Feb-16 (二月)	Mar-16 (三月)	Apr-16 (四月)	May-16 (五月)	Jun-16 (六月)	Jul-16 (七月)	Aug-16 (八月)	Sep-16 (九月)	Oct-16 (十月)	Nov-16 (十一月)	Dec-16 (十二月)	1-12/2016 TOTAL總計
INCOME:	收入													
MANAGEMENT FEE RECEIVED	管理費收入	164,450.00	164,450.00	164,450.00	164,450.00	164,450.00	164,450.00	164,450.00	164,450.00	164,450.00	164,450.00	164,450.00	164,450.00	1,973,400.00
SUNDRY INCOME	什項收入	3,607.78	2,707.54	552.42	6,274.40	4,180.66	3,751.00	4,153.38	4,276.14	3,580.50	4,467.10	7,006.52	3,464.56	48,022.00
TELECOM STATION INCOME	電訊台收入	88,300.00	88,300.00	88,300.00	88,300.00	88,300.00	88,300.00	88,300.00	88,300.00	88,300.00	88,300.00	88,300.00	88,300.00	1,059,600.00
LESS: PROPERTY TAX OF TELECOM	減: 電訊物業稅	0.00	0.00	0.00	0.00	0.00	0.00	0.00	0.00	0.00	0.00	0.00	0.00	0.00
LESS: SINKING FUND	減: 儲備基金	(8,222.50)	(8,222.50)	(8,222.50)	(8,222.50)	(8,222.50)	(8,222.50)	(8,222.50)	(8,222.50)	(8,222.50)	(8,222.50)	(8,222.50)	(8,222.50)	(98,670.00)
		248,135.28	247,235.04	245,079.92	250,801.90	248,708.16	248,278.50	248,680.88	248,803.64	248,108.00	248,994.60	251,534.02	247,992.06	2,982,352.00
EXPENSES:	減: 支出													
APPORTIONMENT OF GARDEN EXPENSE	公共費用之分攤	2,099.36	2,379.11	2,584.22	1,644.97	1,794.42	2,667.79	2,237.66	2,172.33	2,097.23	2,399.03	1,891.91	2,672.97	26,641.00
AUDITORS REMUNERATION	核數費	0.00	0.00	0.00	0.00	0.00	0.00	0.00	0.00	0.00	0.00	0.00	0.00	0.00
AIR CONDITION SYSTEM	冷氣系統	0.00	4,200.00	10,800.00	0.00	5,400.00	16,200.00	5,400.00	5,400.00	8,400.00	5,400.00	5,400.00	8,400.00	75,000.00
GOVERNMENT RENT/RATES	地租/差餉	0.00	0.00	0.00	7,974.00	0.00	0.00	7,974.00	0.00	0.00	7,974.00	0.00	0.00	23,922.00
CLEANING EXPENSES	清潔費	37,303.00	37,303.00	37,303.00	37,303.00	37,303.00	37,787.00	38,755.00	37,787.00	37,787.00	37,787.00	37,787.00	37,787.00	451,992.00
COUNSULTING FEE	諮詢費	0.00	0.00	0.00	0.00	0.00	0.00	0.00	0.00	0.00	0.00	0.00	0.00	0.00
ELECTRICITY	電費	29,737.48	36,826.12	29,437.44	30,218.84	42,378.80	44,105.68	38,416.88	45,144.32	38,263.68	41,268.16	33,009.00	30,023.50	438,829.90
FESTIVAL DECORATION EXPENSES	節日裝飾	0.00	1,280.00	0.00	3,220.00	0.00	0.00	0.00	0.00	0.00	0.00	0.00	0.00	4,500.00
FURNITURE, FIXTURES & EQUIPMENT	商場設備	0.00	0.00	0.00	0.00	0.00	0.00	0.00	0.00	0.00	0.00	0.00	0.00	0.00
GENERATOR	發電機	0.00	10,350.00	1,600.00	12,350.00	800.00	2,400.00	800.00	800.00	800.00	800.00	800.00	14,450.00	45,950.00
MAINTENANCE, REPAIRS & INSTALLATION	保養維修													
DRAINAGE, ELECTRICALS & PUMPS	水電保養維修	9,800.00	34,100.00	126,185.00	0.00	108.00	24,449.50	800.00	269.27	840.00	(22,100.00)	31,030.00	164,815.73	370,297.50
PIPE & ELECT. MAINT. (Hang Cheong / Atlantic)	水電保養 (恒昌/大西洋)	0.00	4,200.00	9,485.00	0.00	4,200.00	12,600.00	4,200.00	4,200.00	2,885.60	2,885.60	2,789.60	2,885.60	50,331.40
SECURITY SYSTEM	保安系統	800.00	850.00	850.00	7,500.00	0.00	3,400.00	850.00	850.00	850.00	850.00	850.00	850.00	18,500.00
FIRE FIGHTING SYSTEM	消防保養	58,350.00	1,920.00	0.00	0.00	2,055.00	0.00	0.00	0.00	2,055.00	0.00	5,078.00	450.00	69,908.00
LIFTS	升降機	0.00	25,080.00	18,350.00	6,350.00	5,150.00	48,202.00	15,492.00	15,492.00	15,202.00	15,964.00	16,254.00	18,402.00	199,938.00
MANAGERS REMUNERATION 4%	管理酬金 4%	7,389.94	8,619.44	11,146.26	5,821.99	5,628.43	10,114.45	6,370.47	6,255.32	5,958.89	6,196.66	7,000.22	12,857.31	93,359.38
MAINTENANCE FUND 11%	維修基金 11%	20,322.33	23,703.47	30,652.21	16,010.48	15,478.19	27,814.74	17,518.80	17,202.14	16,386.95	17,040.81	19,250.62	35,357.61	256,738.35
SECURITY GUARD SERVICE CHARGES	保安費	47,018.00	40,150.00	40,150.00	40,150.00	40,150.00	40,150.00	40,150.00	40,150.00	40,150.00	40,150.00	40,150.00	40,150.00	488,668.00
SUNDRY EXPENSES	什項支出	1,740.00	968.00	4,496.00	484.00	3,166.00	3,330.00	6,234.90	6,101.50	1,550.00	1,672.50	1,670.00	3,030.00	34,442.90
TRAVELLING	交通費	0.00	0.00	0.00	0.00	0.00	0.00	0.00	0.00	0.00	0.00	0.00	0.00	0.00
TELEPHONE	電話費	0.00	0.00	0.00	0.00	0.00	188.00	189.00	189.00	189.00	189.00	188.00	189.00	1,321.00
WAGES / SALARIES	薪金	0.00	0.00	0.00	0.00	0.00	0.00	0.00	0.00	0.00	0.00	0.00	0.00	0.00
MANDATORY PROVIDENT FUND	強積金	0.00	0.00	0.00	0.00	0.00	0.00	0.00	0.00	0.00	0.00	0.00	0.00	0.00
WATER FEE	水費	0.00	18,259.00	0.00	0.00	0.00	20,049.10	0.00	0.00	0.00	22,076.20	0.00	0.00	60,384.30
TOTAL EXPENSES	總支出	214,560.11	250,188.14	323,039.13	169,027.28	163,611.84	293,458.26	185,388.71	182,012.88	173,415.35	180,552.96	203,148.35	372,320.72	2,710,723.73
SURPLUS / (DEFICIT) FOR THE PERIOD	本期盈餘/(赤字)	33,575.17	(2,953.10)	(77,959.21)	81,774.62	85,096.32	(45,179.76)	63,292.17	66,790.76	74,692.65	68,441.64	48,385.67	(124,328.66)	271,628.27
SURPLUS B/F	承上結存	(16,706.09)	16,869.08	13,915.98	(64,043.23)	17,731.39	102,827.71	57,647.95	120,940.12	187,730.88	262,423.53	330,865.17	379,250.84	(16,706.09)
BALANCE C/F	累積盈餘/(赤字)	16,869.08	13,915.98	(64,043.23)	17,731.39	102,827.71	57,647.95	120,940.12	187,730.88	262,423.53	330,865.17	379,250.84	254,922.18	254,922.18



T.L.60
HONG KONG GARDENS
COMMON AREA (ESTATE), BLK(1 - 28) & C.P.(A, B, C & D)
STATEMENT OF COMPREHENSIVE INCOME
(FORMERLY KNOWN AS INCOME & EXPENDITURE ACCOUNT)

豪景花園
全苑,第1-28座,車場A-D
收支報告表

		Jan-16 (一月)	Feb-16 (二月)	Mar-16 (三月)	Apr-16 (四月)	May-16 (五月)	Jun-16 (六月)	Jul-16 (七月)	Aug-16 (八月)	Sep-16 (九月)	Oct-16 (十月)	Nov-16 (十一月)	Dec-16 (十二月)	1-12/2016 TOTAL 總計
INCOME:	收入													
MANAGEMENT FEE RECEIVED	管理費收入	4,375,923.00	4,375,923.00	4,375,923.00	4,375,923.00	4,375,923.00	4,375,923.00	4,375,923.00	4,375,923.00	4,375,923.00	4,375,923.00	4,375,923.00	4,375,923.00	52,511,076.00
LESS: SINKING FUND	減: 儲備基金	(218,796.15)	(218,796.15)	(218,796.15)	(218,796.15)	(218,796.15)	(218,796.15)	(218,796.15)	(218,796.15)	(218,796.15)	(218,796.15)	(218,796.15)	(218,796.15)	(2,625,553.80)
TELECOM STATION INCOME	電訊台收入	9,000.00	9,000.00	9,000.00	9,000.00	9,000.00	9,000.00	9,000.00	9,000.00	9,000.00	9,000.00	9,000.00	9,000.00	108,000.00
LESS: PROPERTY TAX OF TELECOM	減: 電訊物業稅	0.00	0.00	0.00	0.00	0.00	0.00	0.00	0.00	0.00	0.00	0.00	0.00	0.00
INSURANCE COMPENSATION	保險賠償	0.00	0.00	0.00	0.00	0.00	0.00	0.00	0.00	138,656.00	0.00	0.00	0.00	138,656.00
BANK INTEREST RECEIVED	銀行利息收入	53,496.42	308.20	67,446.34	38,388.92	261.14	264.09	311.90	350.09	376.00	255.00	247.20	295.85	162,001.15
INTEREST RECEIVED	利息收入	0.00	0.00	0.00	0.00	0.00	169.50	0.00	0.00	0.00	0.00	0.00	0.00	169.50
LEGAL FEE RECOVERED	訴訟費收入	0.00	0.00	552.10	1,735.55	806.78	0.00	0.00	0.00	0.00	0.00	0.00	0.00	3,094.43
BAD DEBT (M.F.) WRITTEN BACK	收回管理費增帳	0.00	0.00	0.00	0.00	0.00	0.00	0.00	0.00	0.00	0.00	0.00	0.00	0.00
DEBRIS REMOVAL CHARGE RECD.	泥頭費收入	4,880.00	960.00	640.00	640.00	960.00	0.00	0.00	0.00	0.00	0.00	0.00	0.00	8,080.00
TENNIS & SQUASH COURT INCOME	網球、壁球場收入	25,061.70	15,129.80	17,783.90	24,760.80	15,528.00	20,826.30	29,555.00	25,679.50	23,879.50	33,386.70	25,427.40	29,453.30	286,472.20
SUNDRY INCOME	什項收入	8,700.00	3,600.00	9,895.00	4,200.00	7,650.00	7,650.00	7,650.00	7,900.00	6,550.00	5,350.00	7,800.00	9,740.00	86,685.00
SWIMMING POOL INCOME	泳池收入	0.00	0.00	0.00	0.00	24,832.00	49,300.00	62,248.00	25,008.00	9,184.00	1,700.00	0.00	0.00	172,272.00
REBATE	油公司回贈	0.00	0.00	0.00	0.00	0.00	0.00	0.00	0.00	0.00	0.00	0.00	0.00	0.00
		4,258,264.97	4,186,124.85	4,262,444.19	4,235,852.12	4,216,164.77	4,244,336.74	4,265,891.75	4,225,064.74	4,344,772.35	4,206,818.55	4,199,601.45	4,205,616.00	50,850,952.48
AUDITORS REMUNERATION	核數費	0.00	0.00	0.00	0.00	0.00	0.00	0.00	0.00	0.00	0.00	0.00	0.00	0.00
BANK CHARGES	銀行費用	130.00	50.00	120.00	100.00	230.00	180.00	60.00	1,320.00	860.00	90.00	50.00	20.00	3,210.00
CARPARK EQUIPMENT	車場設備	550.00	0.00	0.00	0.00	0.00	0.00	0.00	0.00	0.00	0.00	0.00	0.00	550.00
COMMITTEES EXPENSES	業主會開支費用	0.00	0.00	70,006.50	0.00	0.00	0.00	0.00	0.00	0.00	0.00	0.00	212,175.70	282,182.20
GOVERNMENT RENT/RATES	地租/差餉	810.00	0.00	0.00	810.00	0.00	0.00	810.00	0.00	0.00	810.00	0.00	0.00	3,240.00
CLEANING EXPENSES	清潔費	524,697.00	524,697.00	524,697.00	524,697.00	539,097.00	524,697.00	524,697.00	524,697.00	524,697.00	524,697.00	524,697.00	524,697.00	6,310,764.00
CONSULTING FEE	諮詢費	0.00	0.00	0.00	0.00	0.00	0.00	0.00	0.00	0.00	0.00	0.00	0.00	0.00
DEBRIS REMOVAL CHG.	泥頭運費	0.00	0.00	0.00	0.00	0.00	0.00	0.00	0.00	0.00	0.00	0.00	0.00	0.00
ELECTRICITY	電費	372,787.44	395,581.88	364,691.91	337,868.81	429,047.46	528,579.06	358,125.12	506,245.68	425,216.32	487,652.84	407,100.00	386,748.50	4,999,645.02
FESTIVAL DECORATION EXPENSES	節日裝飾	618.00	7,454.00	14,650.00	0.00	0.00	0.00	0.00	0.00	0.00	0.00	900.00	36,356.00	59,978.00
FURNITURE, FIXTURES & EQUIPMENT	屋苑設備	0.00	0.00	0.00	0.00	0.00	0.00	0.00	0.00	0.00	0.00	0.00	0.00	0.00
DEPRECIATION	折舊	0.00	0.00	0.00	0.00	0.00	0.00	0.00	0.00	0.00	0.00	0.00	0.00	0.00
GARDENING EXPENSES	園藝權植	0.00	0.00	3,285.00	0.00	1,450.00	797.80	7,330.00	0.00	1,500.00	7,800.00	1,180.00	0.00	23,342.80
INSURANCE	保險費	0.00	0.00	419,231.81	4,900.16	0.00	0.00	0.00	0.00	0.00	0.00	0.00	0.00	424,131.97
LEGAL FEE	訴訟費	0.00	2,000.00	1,000.00	950.00	1,000.00	2,000.00	2,000.00	1,000.00	1,000.00	1,000.00	1,000.00	1,000.00	13,950.00
MAINTENANCE, REPAIR & INSTALLATION	保養維修													
DRAINAGE, ELECTRICALS & PUMPS	水電保養維修	229,645.00	389,866.00	420,477.00	80,760.00	137,443.50	75,675.20	231,604.50	347,181.90	839,641.20	38,738.60	155,680.50	592,770.60	3,539,484.00
PIPE & ELECT. MAINT. (Hang Cheong / Atlantic)	水電保養 (恒昌/大西洋)	0.00	170,800.00	341,600.00	0.00	170,800.00	512,400.00	170,800.00	170,800.00	117,349.40	117,349.40	113,445.40	117,349.40	2,002,693.60
SECURITY SYSTEM / SMATV SYM	保安系統/ 衛星電視	27,995.00	45,140.00	44,375.00	8,350.00	28,245.00	38,865.00	16,495.00	17,505.00	52,725.00	39,045.00	27,555.00	38,605.00	384,900.00
FIRE FIGHTING SYSTEM	消防保養	0.00	651,880.00	0.00	0.00	15,655.00	20,500.00	1,500.00	0.00	2,055.00	0.00	2,055.00	216,680.00	910,325.00
GENERATOR	發電機	0.00	0.00	0.00	0.00	0.00	0.00	0.00	0.00	0.00	0.00	0.00	0.00	0.00
LIFTS	升降機	58,100.00	164,540.00	341,000.00	(14,700.00)	173,980.00	242,900.00	442,000.00	170,500.00	174,270.00	170,500.00	172,240.00	170,500.00	2,265,830.00
SWIMMING POOL EXPENSES	泳池費	8,952.00	0.00	0.00	0.00	8,952.00	147,266.00	115,598.00	115,618.40	72,764.00	30,764.00	11,684.00	12,844.00	524,442.40
WALKIE-TALKIE	對講機	0.00	0.00	0.00	0.00	0.00	0.00	0.00	0.00	0.00	0.00	0.00	0.00	0.00
WATER TREATMENT PLANT - HYDROTECH	污水處理系統	0.00	0.00	0.00	0.00	0.00	0.00	0.00	0.00	0.00	0.00	0.00	0.00	0.00
MANAGERS REMUNERATION 4%	管理酬金 4%	164,185.55	206,613.87	199,112.85	129,462.63	152,494.78	199,761.24	179,674.40	171,291.85	183,306.38	172,074.15	151,199.52	211,463.76	2,120,640.98
MAINTENANCE FUND 11%	維修基金 11%	245,169.64	342,618.62	295,344.86	194,510.39	246,136.43	290,902.65	273,834.29	261,273.33	290,161.90	243,756.15	235,085.31	326,895.65	3,245,689.22
PEST CONTROL	殺蟲滅鼠	0.00	10,720.00	10,720.00	10,720.00	10,720.00	42,880.00	10,720.00	10,720.00	10,720.00	10,720.00	10,720.00	10,720.00	150,080.00
PRINTING AND STATIONERY	印刷及廣告費	2,168.00	29,188.40	4,944.00	0.00	15,935.70	7,023.20	17,780.20	9,738.80	22,196.85	8,947.50	10,171.60	15,678.70	143,772.95
PROFESSIONAL FEE	專業服務費	25,000.00	25,000.00	31,000.00	25,500.00	25,500.00	6,000.00	73,425.84	46,661.00	0.00	2,000.00	0.00	0.00	260,086.84
RENTAL EXPENSES	管理處租金	43,664.00	38,924.00	38,924.00	44,033.00	0.00	77,848.00	41,904.00	38,924.00	38,924.00	41,904.00	38,924.00	38,924.00	482,897.00
SECURITY GUARD SERVICE CHARGES	保安費	2,328,104.00	1,758,439.60	1,758,439.60	1,758,439.60	1,758,439.60	1,758,439.60	1,758,439.60	1,757,579.60	1,757,616.80	1,758,439.60	1,794,063.60	1,794,063.60	21,740,504.80
SUNDRY EXPENSES	什項支出	16,665.00	43,105.20	27,485.95	832.00	26,531.10	33,494.10	60,110.14	28,931.20	22,609.80	26,220.30	28,931.00	48,466.30	363,382.09
TELEPHONE	電話費	11,028.63	11,596.00	12,095.25	11,766.00	14,839.00	12,352.00	12,354.00	12,300.00	12,300.00	12,300.00	12,297.00	11,865.00	147,092.88
TRAVELLING	交通費	0.00	0.00	0.00	0.00	0.00	0.00	0.00	0.00	0.00	0.00	0.00	0.00	0.00
UNIFORM	制服費	0.00	13,020.40	0.00	0.00	0.00	444.00	7,549.00	0.00	2,982.90	1,239.00	0.00	1,469.90	26,705.20
WAGES/SALARIES	薪金	431,910.40	427,837.00	525,507.27	415,134.80	435,573.00	478,978.93	601,952.20	464,784.80	480,172.60	567,330.24	445,113.10	913,111.10	6,187,405.44
MANDATORY PROVIDENT FUND	強積金	21,814.38	21,640.70	23,570.06	18,929.60	18,929.60	18,625.76	36,607.14	25,313.18	23,058.65	22,644.37	22,180.67	40,946.30	295,180.31
WATER FEE	水費	0.00	423,147.10	0.00	17,273.20	0.00	464,085.00	0.00	32,475.70	0.00	431,661.60	0.00	101,603.50	1,470,246.10
TOTAL EXPENSES	總支出	4,513,994.04	5,714,579.77	5,472,278.06	3,560,537.09	4,210,999.17	5,484,694.54	4,945,370.43	4,714,861.44	5,056,127.80	4,717,683.75	4,166,272.70	5,824,954.01	58,382,352.80
SURPLUS / (DEFICIT) FOR THE PERIOD	本期盈餘/(赤字)	(255,729.07)	(1,528,454.92)	(1,209,833.87)	675,315.03	5,165.60	(1,240,357.80)	(679,478.68)	(489,796.70)	(711,355.45)	(510,865.20)	33,328.75	(1,619,338.01)	(7,531,400.32)

*報表內的1月至5月數據是由前會計公司提供，有待執業會計師核實後方可作準，最後賬目或會因應會計師意見作出調整。
如有任何查詢可致電 2491 7234 與本部聯絡。



T.L.60
HONG KONG GARDENS - ESTATE
SUPPLEMENTARY NOTES

豪華花園- 金苑
備註

Dec-2016

1. Drainage, Electricals & Pumps	水電保養維修	紅外線熱像儀1部 維修網球場圍網 遊樂會更換後門玻璃門 櫃檯2個及綠色沙包8個,302小巴及商場村巴士站用 頭圍更換出口兩塊,因302小巴撞壞 電器及五金物料 其他	\$10,800.00 \$25,500.00 \$9,500.00 \$7,680.00 \$5,000.00 \$18,609.60 \$3,006.15	
		會計項目更正: 2016年3月份支付之15座更亭意外撞毀新造費用訂金, 通過由基金支付 會計項目更正: 2016年8月份支付之15座更亭意外撞毀新造費用尾數, 通過由基金支付	(\$108,800.00) (\$108,800.00)	(\$137,504.25)
2. Committee's Expenses	業主會開支費用	用於2016年5月19日之特別業主大會之費用 用於2016年5月25日之特別業主大會之費用 用於2016年8月23日之特別業主大會之費用	\$87,543.80 \$46,172.80 \$78,459.10	\$212,175.70
3. Festival Decoration Expenses	節日裝飾	補充俱康之節日燈飾		\$36,356.00
4. Wages / Salaries	薪金	2016年12月份薪津、強積金及年終雙糧 2016年4至6月法團幹事薪津 2016年4-12月遊樂會助理薪津及年終雙糧	\$730,568.40 \$134,488.90 \$48,053.80	\$913,111.10

Sep-2016

1. Insurance Compensation	保險賠償	保險公司賠償花王李富昌工傷補償, 受傷日期: 4/2/2015		(\$123,656.00)
2. Drainage, Electricals & Pumps	水電保養維修	重造15座更亭50%尾數 (於16/10/15因交通意外撞毀) 頭圍及車場八達通系統更換工程第3期付款(30%) 地底食水,沖廁水,消防水喉維修工程顧問費第2期付款(40%) 法團新辦事處裝修及後加工程第1期付款(50%) 心形泳池WR2定期檢查 其他	\$108,800.00 \$15,570.00 \$49,500.00 \$35,750.00 \$8,500.00 \$51,141.70	\$269,261.70

Aug-2016

1. Electricity	電費	為了更能清晰反映每月之實際用電量, 已通知中華電力有限公司由每兩個月抄錶一次改為每月抄錶, 2016年11月正式生效。		
2. Drainage, Electricals & Pumps	水電保養維修	遊樂會10匹及6匹風喉機各1部 其他	\$104,400.00 \$25,394.10	\$129,794.10
3. Professional Fee	專業服務費	16/7-15/8/16 會計服務費 16/8-31/8/16 會計服務費 8/2016 兼職會計費用	\$25,500.00 \$13,161.00 \$8,000.00	\$46,661.00

Jul-2016

1. Drainage, Electricals & Pumps	水電保養維修	B泳池樓梯加裝扶手 其他	\$19,800.00 \$24,399.30	\$44,199.30
2. Professional Fee	專業服務費	10-12/2014 會計服務費, 速遞費及訴訟費 16/6-15/7/16 會計服務費 7/2016 兼職會計費用	\$29,925.84 \$25,500.00 \$18,000.00	\$73,425.84
3. Sundry Expenses	什項支出	保安公司牌照年費 其他	\$14,650.00 \$15,449.14	\$30,099.14
4. Wages / Salaries	薪金	7/2016 薪金 1-3/2016 法團幹事薪金	\$425,622.20 \$131,628.00	\$557,250.20
5. Water Fee	水費	B泳池水費 (不常用水, 已向水務署查詢, 並於2017年2月進行驗錶, 唯水費最終維持不變) 其他位置用水	\$80,141.50 \$2,965.30	\$83,106.80

Jun-2016

1. Pipe & Elect. Maint. (Hang Cheong)	水電保養 (恒昌)	4-6/2016 水電保養月費 @ \$33,880		\$101,640.00
2. Swimming Pool Expenses	泳池費	3-4/2016 泳池保養月費 @ \$8,952 5/2016 泳池保養及救生員月費 (5月19日開池) 6/2016 泳池保養及救生員月費 10/9/16-9/9/17 泳池牌照費 其他	\$17,904.00 \$36,658.00 \$72,764.00 \$10,140.00 \$9,800.00	\$147,266.00
3. Rental Expenses	管理處租金	5-6/2016 管理處租金 @ \$38,924		\$77,848.00
4. Pest Control	滅蟲滅鼠	3-6/2016 滅蟲服務月費 @ \$10,720		\$42,880.00
5. Professional Fee	專業服務費	6/2016 兼職會計費用		\$6,000.00



T.L.60
HONG KONG GARDENS - BLOCK 1
SUPPLEMENTARY NOTES

豪景花園第一座
備註

Dec-2016

1. Drainage, Electricals & Pumps	水電保養維修	維修外牆紙皮石 其他	\$63,100.00 \$201.88	\$63,301.88
2. Fire Fighting System	消防保養	2016年消防年檢執修及後加項目		\$20,189.91
3. Expenditure by Maintenance Fund	動用維修基金	15座更亭意外撞毀新造費用及雪糕筒 15座更亭可收到保險賠償 尾數由基金支付，會繼續追討肇事車主	\$5,886.90 (\$5,617.09) \$269.81	
		沖廁泵房新裝1台15匹臨時水泵(50%尾數) 沖廁泵房急修，拆19座泵調配應急 沖廁泵房新裝1台20匹水泵 村路加裝閉路電視後加工程第二期付款(40%) 全苑、村路加裝閉路電視系統工程10%保固金	\$930.84 \$1,052.25 \$863.39 \$2,347.34 \$716.75	\$6,180.38

Nov-2016

1. Expenditure by Maintenance Fund	動用維修基金	沖廁泵房新裝1台15匹臨時水泵(50%訂金)		\$930.84
------------------------------------	--------	------------------------	--	----------

Sen-2016

1. Drainage, Electricals & Pumps	水電保養維修	WR2定期檢查 其他	\$9,500.00 \$6,699.30	\$16,199.30
----------------------------------	--------	---------------	--------------------------	-------------

Aug-2016

1. Drainage, Electricals & Pumps	水電保養維修	第1座天台食水加壓泵 其他	\$14,000.00 \$1,648.03	\$15,648.03
2. Expenditure by Sinking Fund	動用儲備基金	總污水渠接駁工程(第17期)		\$3,942.55
3. Expenditure by Maintenance Fund	動用維修基金	地底喉維修工程(第1期)		\$1,092.73

Jul-2016

1. Lifts	升降機	4-5/2016 & 7/2016 升降機保養月費 @\$4,400		\$13,200.00
----------	-----	------------------------------------	--	-------------

Jun-2016

1. Pipe & Elect. Maint. (Hang Cheong)	水電保養(恒昌)	4-6/2016 水電保養月費 @\$4,200		\$12,600.00
2. Security System / SMATV system	保安系統/衛星電視	4-6/2016 公眾天線、衛星電視及保安系統保養服務月費 @\$562 其他	\$1,686.00 \$82.14	\$1,768.14



T.L.60
HONG KONG GARDENS - BLOCK 2
SUPPLEMENTARY NOTES

豪景花園第二座
備註

Dec-2016

1. Drainage, Electricals & Pumps	水電保養維修	搭棚及維修外牆紙皮石 其他	\$23,130.00 \$466.88	\$23,596.88
2. Fire Fighting System	消防保養	2016年消防年檢執修		\$10,800.00
3. Expenditure by Maintenance Fund	動用維修基金	15座更亭意外撞毀新造費用及雪糕筒 15座更亭可收到保險賠償 尾數由基金支付，會繼續追討肇事車主	\$5,886.90 (\$5,617.09) \$269.81	
		沖廁泵房新裝1台15匹臨時水泵(50%尾數) 沖廁泵房急修，拆19座泵調配應急 沖廁泵房新裝1台20匹水泵 村路加裝閉路電視後加工程第二期付款(40%) 全苑、村路加裝閉路電視系統工程10%保固金	\$930.84 \$1,052.25 \$863.39 \$2,347.34 \$716.75	\$6,180.38

Nov-2016

1. Expenditure by Maintenance Fund	動用維修基金	沖廁泵房新裝1台15匹臨時水泵(50%訂金)		\$930.84
------------------------------------	--------	------------------------	--	----------

Sep-2016

1. Drainage, Electricals & Pumps	水電保養維修	WR2定期檢查 其他	\$9,500.00 \$44.30	\$9,544.30
2. Sundry Expenses	什項支出	3座大堂購買活動輪椅斜台 其他	\$5,580.00 \$720.00	\$6,300.00

Aug-2016

1. Expenditure by Sinking Fund	動用儲備基金	總污水渠接駁工程(第17期)		\$3,942.55
2. Expenditure by Maintenance Fund	動用維修基金	地底喉維修工程(第1期)		\$1,092.73

Jul-2016

1. Lifts	升降機	4-5/2016 & 7/2016 升降機保養月費 @\$4,400		\$13,200.00
----------	-----	------------------------------------	--	-------------

Jun-2016

1. Pipe & Elect. Maint. (Hang Cheong)	水電保養 (恒昌)	4-6/2016 水電保養月費 @\$4,200		\$12,600.00
2. Security System / SMATV system	保安系統/衛星電視	4-6/2016 公眾天線、衛星電視及保安系統保養服務月費 @\$562 其他	\$1,686.00 \$82.14	\$1,768.14



T.L.60
HONG KONG GARDENS - BLOCK 3
SUPPLEMENTARY NOTES

豪景花園第三座
備註

Dec-2016

1. Drainage, Electricals & Pumps	水電保養維修	維修外牆紙皮石 其他	\$94,400.00 \$266.88	\$94,666.88
2. Expenditure by Maintenance Fund	動用維修基金	15座更亭意外撞毀新造費用及雪糕筒 15座更亭可收到保險賠償 尾數由基金支付，會繼續追討肇事車主	\$5,739.73 (\$5,476.67) \$263.06	
		沖廁泵房新裝1台15匹臨時水泵(50%尾數) 沖廁泵房急修，拆19座泵調配應急 沖廁泵房新裝1台20匹水泵 村路加裝閉路電視後加工程第二期付款(40%) 全苑、村路加裝閉路電視系統工程10%保固金	\$907.57 \$1,025.95 \$841.80 \$2,288.65 \$698.83	\$6,025.86

Nov-2016

1. Expenditure by Maintenance Fund	動用維修基金	沖廁泵房新裝1台15匹臨時水泵(50%訂金)		\$907.57
------------------------------------	--------	------------------------	--	----------

Sep-2016

1. Drainage, Electricals & Pumps	水電保養維修	WR2定期檢查 其他	\$9,500.00 \$15,644.30	\$25,144.30
----------------------------------	--------	---------------	---------------------------	-------------

Aug-2016

1. Expenditure by Sinking Fund	動用儲備基金	總污水渠接駁工程(第17期)		\$3,843.99
2. Expenditure by Maintenance Fund	動用維修基金	地底喉維修工程(第1期)		\$1,065.41

Jul-2016

1. Lifts	升降機	4-5/2016 & 7/2016 升降機保養月費 @\$4,400		\$13,200.00
----------	-----	------------------------------------	--	-------------

Jun-2016

1. Pipe & Elect. Maint. (Hang Cheong)	水電保養 (恒昌)	4-6/2016 水電保養月費 @\$4,200		\$12,600.00
2. Security System / SMATV system	保安系統/衛星電視	4-6/2016 公眾天線、衛星電視及保安系統保養服務月費 @\$422 其他	\$1,266.00 \$82.14	\$1,348.14



T.L.60
HONG KONG GARDENS - BLOCK 4
SUPPLEMENTARY NOTES

豪景花園第四座
備註

Dec-2016

1. Expenditure by Maintenance Fund	動用維修基金	15座更亭意外撞毀新造費用及雪糕筒 15座更亭可收到保險賠償 尾數由基金支付，會繼續追討肇事車主	\$5,739.73 <u>(\$5,476.67)</u> \$263.06	
		沖廁泵房新裝1台15匹臨時水泵(50%尾數)	\$907.57	
		沖廁泵房急修，拆19座泵調配應急	\$1,025.95	
		沖廁泵房新裝1台20匹水泵	\$841.80	
		村路加裝閉路電視後加工程第二期付款(40%)	\$2,288.65	
		全苑、村路加裝閉路電視系統工程10%保固金	<u>\$698.83</u>	\$6,025.86

Nov-2016

1. Expenditure by Maintenance Fund	動用維修基金	沖廁泵房新裝1台15匹臨時水泵(50%訂金)		\$907.57
------------------------------------	--------	------------------------	--	----------

Sep-2016

1. Drainage, Electricals & Pumps	水電保養維修	WR2定期檢查 其他	\$9,500.00 <u>\$45.70</u>	\$9,545.70
----------------------------------	--------	---------------	------------------------------	------------

Aug-2016

1. Expenditure by Sinking Fund	動用儲備基金	總污水渠接駁工程(第17期)		\$3,843.99
2. Expenditure by Maintenance Fund	動用維修基金	地底喉維修工程(第1期)		\$1,065.41

Jul-2016

1. Lifts	升降機	4-5/2016 & 7/2016 升降機保養月費 @\$4,400		\$13,200.00
----------	-----	------------------------------------	--	-------------

Jun-2016

1. Pipe & Elect. Maint. (Hang Cheong)	水電保養(恒昌)	4-6/2016 水電保養月費 @\$4,200		\$12,600.00
2. Security System / SMATV system	保安系統/衛星電視	4-6/2016 公眾天線、衛星電視及保安系統保養服務月費 @\$422 其他	\$1,266.00 <u>\$82.14</u>	\$1,348.14



T.L.60

HONG KONG GARDENS - BLOCK 5
SUPPLEMENTARY NOTES豪景花園第五座
備註Dec-2016

1. Drainage, Electricals & Pumps	水電保養維修	搭棚及維修外牆紙皮石 第5,6座更換大堂玻璃門 其他	\$15,850.00 \$22,500.00 <u>\$1,046.88</u>	\$39,396.88
2. Expenditure by Maintenance Fund	動用維修基金	15座更亭意外撞毀新造費用及雪糕筒 15座更亭可收到保險賠償 尾數由基金支付，會繼續追討肇事車主	\$7,195.10 <u>(\$6,865.34)</u> \$329.76	
		全苑、村路加裝閉路電視系統工程10%保固金 村路加裝閉路電視後加工程第二期付款(40%) 沖廁泵房新裝1台15匹臨時水泵(50%尾數) 沖廁泵房急修，拆19座泵調配應急 沖廁泵房新裝1台20匹水泵	\$1,137.69 \$1,286.09 \$1,055.25 \$2,868.97 <u>\$876.02</u>	\$7,553.78

Nov-2016

1. Expenditure by Maintenance Fund	動用維修基金	沖廁泵房新裝1台15匹臨時水泵(50%訂金)		\$1,137.69
------------------------------------	--------	------------------------	--	------------

Sep-2016

1. Drainage, Electricals & Pumps	水電保養維修	WR2定期檢查 其他	\$9,500.00 <u>\$140.70</u>	\$9,640.70
----------------------------------	--------	---------------	-------------------------------	------------

Aug-2016

1. Expenditure by Sinking Fund	動用儲備基金	總污水渠接駁工程(第17期)		\$4,818.68
2. Expenditure by Maintenance Fund	動用維修基金	地底喉維修工程(第1期)		\$1,335.55

Jul-2016

1. Lifts	升降機	4-5/2016 & 7/2016 升降機保養月費 @\$4,400		\$13,200.00
2. Expenditure by Sinking Fund	動用儲備基金	更換地底渠管工程		\$164,930.00

Jun-2016

1. Pipe & Elect. Maint. (Hang Cheong)	水電保養 (恒昌)	4-6/2016 水電保養月費 @\$4,200		\$12,600.00
2. Security System / SMATV system	保安系統/衛星電視	4-6/2016 公眾天線、衛星電視及保安系統保養服務月費 @\$687 其他	\$2,061.00 <u>\$82.14</u>	\$2,143.14



T.L.60
HONG KONG GARDENS - BLOCK 6
SUPPLEMENTARY NOTES

豪景花園第六座
備註

Dec-2016

1. Drainage, Electricals & Pumps	水電保養維修	搭棚及維修外牆紙皮石 第5,6座更換大堂玻璃門 第6座更換天台食水加壓泵 其他	\$13,380.00 \$22,500.00 \$14,100.00 \$511.88	\$50,491.88
2. Expenditure by Maintenance Fund	動用維修基金	15座更亭意外撞毀新造費用及雪糕筒 15座更亭可收到保險賠償 尾數由基金支付，會繼續追討肇事車主	\$7,195.10 (\$6,865.34) \$329.76	
		全苑、村路加裝閉路電視系統工程10%保固金 村路加裝閉路電視後加工程第二期付款(40%) 沖廁泵房新裝1台15匹臨時水泵(50%尾數) 沖廁泵房急修，拆19座泵調配應急 沖廁泵房新裝1台20匹水泵	\$1,137.69 \$1,286.09 \$1,055.25 \$2,868.97 \$876.02	\$7,553.78

Nov-2016

1. Expenditure by Maintenance Fund	動用維修基金	沖廁泵房新裝1台15匹臨時水泵(50%訂金)		\$1,137.69
------------------------------------	--------	------------------------	--	------------

Sep-2016

1. Drainage, Electricals & Pumps	水電保養維修	WR2定期檢查 其他	\$9,500.00 \$1,657.70	\$11,157.70
----------------------------------	--------	---------------	--------------------------	-------------

Aug-2016

1. Expenditure by Sinking Fund	動用儲備基金	總污水渠接駁工程(第17期)		\$4,818.68
2. Expenditure by Maintenance Fund	動用維修基金	地底喉維修工程(第1期)		\$1,335.55

Jul-2016

1. Lifts	升降機	4-5/2016 & 7/2016 升降機保養月費 @\$4,400		\$13,200.00
----------	-----	------------------------------------	--	-------------

Jun-2016

1. Pipe & Elect. Maint. (Hang Cheong)	水電保養 (恒昌)	4-6/2016 水電保養月費 @\$4,200		\$12,600.00
2. Security System / SMA TV system	保安系統/衛星電視	4-6/2016 公眾天線、衛星電視及保安系統保養服務月費 @\$687 其他	\$2,061.00 \$82.14	\$2,143.14



T.L.60
HONG KONG GARDENS - BLOCK 7
SUPPLEMENTARY NOTES

豪景花園第七座
備註

Dec-2016

1. Expenditure by Maintenance Fund	動用維修基金	15座更亭意外撞毀新造費用及雪糕筒 15座更亭可收到保險賠償 尾數由基金支付，會繼續追討肇事車主	\$9,713.40 (\$9,268.21) \$445.19	
		全苑、村路加裝閉路電視系統工程10%保固金 村路加裝閉路電視後加工程第二期付款(40%) 沖廁泵房新裝1台15匹臨時水泵(50%尾數) 沖廁泵房急修，拆19座泵調配應急 沖廁泵房新裝1台20匹水泵	\$1,535.89 \$1,736.22 \$1,424.59 \$3,873.10 \$1,182.63	\$10,197.62

Nov-2016

1. Expenditure by Maintenance Fund	動用維修基金	沖廁泵房新裝1台15匹臨時水泵(50%訂金)		\$1,535.89
------------------------------------	--------	------------------------	--	------------

Sep-2016

1. Drainage, Electricals & Pumps	水電保養維修	WR2定期檢查 其他	\$9,500.00 \$1,847.52	\$11,347.52
----------------------------------	--------	---------------	--------------------------	-------------

Aug-2016

1. Expenditure by Sinking Fund	動用儲備基金	總污水渠接駁工程(第17期)		\$6,505.21
2. Expenditure by Maintenance Fund	動用維修基金	地底喉維修工程(第1期)		\$1,803.00

Jul-2016

1. Lifts	升降機	4/2016 & 7/2016 升降機保養月費 @\$6,800		\$13,600.00
2. Expenditure by Sinking Fund	動用儲備基金	更換地底渠管工程		\$180,720.00

Jun-2016

1. Pipe & Elect. Maint. (Hang Cheong)	水電保養 (恒昌)	4-6/2016 水電保養月費 @\$4,200		\$12,600.00
2. Security System / SMATV system	保安系統/衛星電視	4-6/2016 公眾天線、衛星電視及保安系統保養服務月費 @\$515 其他	\$1,545.00 \$82.14	\$1,627.14
3. Lifts	升降機	5/2016 & 6/2016 升降機保養月費 @\$6,800		\$13,600.00



T.L.60
HONG KONG GARDENS - BLOCK 8
SUPPLEMENTARY NOTES

豪景花園第八座
備註

Dec-2016

1. Drainage, Electricals & Pumps	水電保養維修	維修外牆紙皮石 其他	\$28,100.00 \$266.88	\$28,366.88
2. Expenditure by Maintenance Fund	動用維修基金	15座更亭意外撞毀新造費用及雪糕筒 15座更亭可收到保險賠償 尾數由基金支付，會繼續追討肇事車主	\$9,713.40 (\$9,268.21) \$445.19	
		全苑、村路加裝閉路電視系統工程10%保固金 村路加裝閉路電視後加工程第二期付款(40%) 沖廁泵房新裝1台15匹臨時水泵(50%尾數) 沖廁泵房急修，拆19座泵調配應急 沖廁泵房新裝1台20匹水泵	\$1,535.89 \$1,736.22 \$1,424.59 \$3,873.10 \$1,182.63	\$10,197.62

Nov-2016

1. Expenditure by Maintenance Fund	動用維修基金	沖廁泵房新裝1台15匹臨時水泵(50%訂金)		\$1,535.89
------------------------------------	--------	------------------------	--	------------

Sep-2016

1. Drainage, Electricals & Pumps	水電保養維修	WR2定期檢查 其他	\$9,500.00 \$16,612.52	\$26,112.52
----------------------------------	--------	---------------	---------------------------	-------------

Aug-2016

1 Expenditure by Sinking Fund	動用儲備基金	總污水渠接駁工程(第17期)		\$6,505.21
2 Expenditure by Maintenance Fund	動用維修基金	地底喉維修工程(第1期)		\$1,803.00

Jul-2016

1. Lifts	升降機	5/2016 & 7/2016 升降機保養月費 @\$6,800		\$13,600.00
2. Expenditure by Sinking Fund	動用儲備基金	更換地底渠管工程		\$115,900.00

Jun-2016

1. Pipe & Elect. Maint. (Hang Cheong)	水電保養 (恒昌)	4-6/2016 水電保養月費 @\$4,200		\$12,600.00
2. Security System / SMATV system	保安系統/衛星電視	4-6/2016 公眾天線、衛星電視及保安系統保養服務月費 @\$515 其他	\$1,545.00 \$82.14	\$1,627.14
3. Lifts	升降機	5/2016 & 6/2016 升降機保養月費 @\$6,800		\$13,600.00



T.L.60
HONG KONG GARDENS - BLOCK 9
SUPPLEMENTARY NOTES

豪景花園第九座
備註

Dcc-2016

1. Expenditure by Maintenance Fund

動用維修基金

15座更亭意外撞毀新造費用及雪糕筒
15座更亭可收到保險賠償
尾數由基金支付，會繼續追討肇事車主

\$9,713.40
(\$9,268.21)
\$445.19

全苑、村路加裝閉路電視系統工程10%保固金
村路加裝閉路電視後加工程第二期付款(40%)
沖廁泵房新裝1台15匹臨時水泵(50%尾數)
沖廁泵房急修，拆19座泵調配應急
沖廁泵房新裝1台20匹水泵

\$1,535.89
\$1,736.22
\$1,424.59
\$3,873.10
\$1,182.63

\$10,197.62

Nov-2016

1. Drainage, Electricals & Pumps

水電保養維修

維修外牆紙皮石
其他

\$22,300.00
\$193.24

\$22,493.24

2. Expenditure by Maintenance Fund

動用維修基金

沖廁泵房新裝1台15匹臨時水泵(50%訂金)

\$1,535.89

Sep-2016

1. Drainage, Electricals & Pumps

水電保養維修

WR2定期檢查
其他

\$9,500.00
\$7,207.52

\$16,707.52

Aug-2016

1. Expenditure by Sinking Fund

動用儲備基金

總污水渠接駁工程(第17期)

\$6,505.21

2. Expenditure by Maintenance Fund

動用維修基金

地底喉維修工程(第1期)

\$1,803.00

Jul-2016

1. Lifts

升降機

5/2016 & 7/2016 升降機保養月費 @\$6,800

\$13,600.00

Jun-2016

1. Pipe & Elect. Maint. (Hang Cheong)

水電保養(恒昌)

4-6/2016 水電保養月費 @\$4,200

\$12,600.00

2. Security System / SMA TV system

保安系統/衛星電視

4-6/2016 公眾天線、衛星電視及保安系統保養服務月費 @\$515
其他

\$1,545.00
\$82.14

\$1,627.14

3. Lift

升降機

5-6/2016 升降機保養月費 @\$6,800

\$13,600.00



T.L.60
HONG KONG GARDENS - BLOCK 10
SUPPLEMENTARY NOTES

豪景花園第十座
備註

Dec-2016

1. Drainage, Electricals & Pumps	水電保養維修	搭棚及維修外牆紙皮石 換10座地下1號食水泵 其他	\$23,500.00 \$23,300.00 \$634.87	\$47,434.87
2. Expenditure by Maintenance Fund	動用維修基金	15座更亭意外撞毀新造費用及雪糕筒 15座更亭可收到保險賠償 尾數由基金支付，會繼續追討肇事車主	\$9,713.40 (\$9,268.21) \$445.19	
		沖廁泵房新裝1台15匹臨時水泵(50%尾數) 沖廁泵房急修，拆19座泵調配應急 沖廁泵房新裝1台20匹水泵 村路加裝閉路電視後加工程第二期付款(40%) 全苑、村路加裝閉路電視系統工程10%保固金	\$1,535.89 \$1,736.22 \$1,424.59 \$3,873.10 \$1,182.63	\$10,197.62

Nov-2016

1. Drainage, Electricals & Pumps	水電保養維修	搭棚工程及維修外牆紙皮石 其他	\$19,300.00 \$107.97	\$19,407.97
2. Expenditure by Maintenance Fund	動用維修基金	沖廁泵房新裝1台15匹臨時水泵(50%訂金)		\$1,535.89

Sep-2016

1. Drainage, Electricals & Pumps	水電保養維修	WR2定期檢查 其他	\$9,500.00 \$7,847.52	\$17,347.52
----------------------------------	--------	---------------	--------------------------	-------------

Aug-2016

1. Expenditure by Sinking Fund	動用儲備基金	總污水渠接駁工程(第17期)		\$6,505.21
2. Expenditure by Maintenance Fund	動用維修基金	地底喉維修工程(第1期)		\$236,532.00

Jul-2016

1. Lifts	升降機	5/2016 & 7/2016 升降機保養月費 @\$6,800		\$13,600.00
2. Expenditure by Sinking Fund	動用儲備基金	更換地底渠管工程		\$136,600.00

Jun-2016

1. Pipe & Elect. Maint. (Hang Cheong)	水電保養 (恒昌)	4-6/2016 水電保養月費 @\$4,200		\$12,600.00
2. Security System / SMATV system	保安系統/衛星電視	4-6/2016 公眾天線、衛星電視及保安系統保養服務月費 @\$515 其他	\$1,545.00 \$82.14	\$1,627.14
3. Lift	升降機	5-6/2016 升降機保養月費 @\$6,800		\$13,600.00



T.L.60
HONG KONG GARDENS - BLOCK 11
SUPPLEMENTARY NOTES

豪景花園第十一座
備註

Dec-2016

1. Drainage, Electricals & Pumps	水電保養維修	維修外牆紙皮石 其他	\$14,150.00 \$634.87	\$14,784.87
2. Expenditure by Maintenance Fund	動用維修基金	15座更亭意外撞毀新造費用及雪糕筒 15座更亭可收到保險賠償 尾數由基金支付，會繼續追討肇事車主	\$9,713.40 (\$9,268.21) \$445.19	
		沖廁泵房新裝1台15匹臨時水泵(50%尾數) 沖廁泵房急修，拆19座泵調配應急 沖廁泵房新裝1台20匹水泵 村路加裝閉路電視後加工程第二期付款(40%) 全苑、村路加裝閉路電視系統工程10%保固金	\$1,535.89 \$1,736.22 \$1,424.59 \$3,873.10 \$1,182.63	\$10,197.62

Nov-2016

1. Expenditure by Maintenance Fund	動用維修基金	沖廁泵房新裝1台15匹臨時水泵(50%訂金)		\$1,535.89
------------------------------------	--------	------------------------	--	------------

Sep-2016

1. Drainage, Electricals & Pumps	水電保養維修	WR2定期檢查 其他	\$9,500.00 \$47.53	\$9,547.53
----------------------------------	--------	---------------	-----------------------	------------

Aug-2016

1. Drainage, Electricals & Pumps	水電保養維修	外牆維修3單 其他	\$50,830.00 \$2,093.18	\$52,923.18
2. Expenditure by Sinking Fund	動用儲備基金	總污水渠接駁工程(第17期)		\$6,505.21
3. Expenditure by Maintenance Fund	動用維修基金	地底喉維修工程(第1期)		\$1,803.00

Jul-2016

1. Lifts	升降機	5/2016 & 7/2016 升降機保養月費 @\$6,800		\$13,600.00
----------	-----	----------------------------------	--	-------------

Jun-2016

1. Pipe & Elect, Maint. (Hang Cheong)	水電保養 (恒昌)	4-6/2016 水電保養月費 @\$4,200		\$12,600.00
2. Security System / SMATV system	保安系統/衛星電視	4-6/2016 公眾天線、衛星電視及保安系統保養服務月費 @\$515 其他	\$1,545.00 \$82.14	\$1,627.14
3. Lift	升降機	5-6/2016 升降機保養月費 @\$6,800		\$13,600.00



T.L.60
HONG KONG GARDENS - BLOCK 12
SUPPLEMENTARY NOTES

豪景花園 第十二座
備註

Dec-2016

1. Expenditure by Maintenance Fund	動用維修基金	15座更亭意外撞毀新造費用及雪糕筒 15座更亭可收到保險賠償 尾數由基金支付，會繼續追討肇事車主	\$9,713.40 (\$9,268.21) \$445.19	
		沖廁泵房新裝1台15匹臨時水泵(50%尾數)	\$1,535.89	
		沖廁泵房急修，拆19座泵調配應急	\$1,736.22	
		沖廁泵房新裝1台20匹水泵	\$1,424.59	
		村路加裝閉路電視後加工程第二期付款(40%) 全苑、村路加裝閉路電視系統工程10%保固金	\$3,873.10 \$1,182.63	\$10,197.62

Nov-2016

1. Expenditure by Maintenance Fund	動用維修基金	沖廁泵房新裝1台15匹臨時水泵(50%訂金)		\$1,535.89
------------------------------------	--------	------------------------	--	------------

Sep-2016

1. Drainage, Electricals & Pumps	水電保養維修	WR2定期檢查 其他	\$9,500.00 \$47.53	\$9,547.53
----------------------------------	--------	---------------	-----------------------	------------

Aug-2016

1. Expenditure by Sinking Fund	動用儲備基金	總污水渠接駁工程(第17期)		\$6,505.21
2. Expenditure by Maintenance Fund	動用維修基金	地底喉維修工程(第1期)		\$1,803.00

Jul-2016

1. Lifts	升降機	5/2016 & 7/2016 升降機保養月費 @\$6,800		\$13,600.00
----------	-----	----------------------------------	--	-------------

Jun-2016

1. Pipe & Elect. Maint. (Hang Cheong)	水電保養 (恒昌)	4-6/2016 水電保養月費 @\$4,200		\$12,600.00
2. Security System / SMATV system	保安系統/衛星電視	4-6/2016 公眾天線、衛星電視及保安系統保養服務月費 @\$515 其他	\$1,545.00 \$82.14	\$1,627.14
3. Lift	升降機	5-6/2016 升降機保養月費 @\$6,800		\$13,600.00



T.L.60
HONG KONG GARDENS - BLOCK 13
SUPPLEMENTARY NOTES

豪景花園 第十三座
備註

Dec-2016

1. Drainage, Electricals & Pumps	水電保養維修	維修外牆紙皮石 第13座天台防水工程 其他	\$37,500.00 \$96,000.00 <u>\$1,724.65</u>	\$135,224.65
2. Expenditure by Maintenance Fund	動用維修基金	15座更亭意外撞毀新造費用及雪糕筒 15座更亭可收到保險賠償 尾數由基金支付，會繼續追討肇事車主	\$4,120.83 <u>(\$3,931.97)</u> \$188.86	
		沖廁泵房新裝1台15匹臨時水泵(50%尾數) 沖廁泵房急修，拆19座泵調配應急 沖廁泵房新裝1台20匹水泵 村路加裝閉路電視後加工程第二期付款(40%) 全苑、村路加裝閉路電視系統工程10%保固金	\$651.59 \$736.58 \$604.37 \$1,643.14 <u>\$501.72</u>	\$4,326.26

Nov-2016

1. Expenditure by Maintenance Fund	動用維修基金	沖廁泵房新裝1台15匹臨時水泵(50%訂金)		\$651.59
------------------------------------	--------	------------------------	--	----------

Sep-2016

1. Drainage, Electricals & Pumps	水電保養維修	WR2定期檢查 其他	\$9,500.00 <u>\$5,287.53</u>	\$14,787.53
2. Security System / SMATV System	保安系統/衛星電視	9,13,15座大堂保安崗更換錄影機 其他	\$3,400.00 <u>\$363.13</u>	\$3,763.13

Aug-2016

1. Expenditure by Sinking Fund	動用儲備基金	總污水渠接駁工程(第17期)		\$2,759.79
2. Expenditure by Maintenance Fund	動用維修基金	地底喉維修工程(第1期)		\$764.90

Jul-2016

1. Lifts	升降機	5/2016 & 7/2016 升降機保養月費 @\$6,800		\$13,600.00
----------	-----	----------------------------------	--	-------------

Jun-2016

1. Pipe & Elect. Maint. (Hang Cheong)	水電保養 (恒昌)	4-6/2016 水電保養月費 @\$4,200		\$12,600.00
2. Security System / SMATV system	保安系統/衛星電視	4-6/2016 公眾天線、衛星電視及保安系統保養服務月費 @\$281 其他	\$843.00 <u>\$82.14</u>	\$925.14
3. Lift	升降機	5-6/2016 升降機保養月費 @\$6,800		\$13,600.00



T.L.60
HONG KONG GARDENS - BLOCK 14
SUPPLEMENTARY NOTES

豪景花園 第十四座
備註

Dec-2016

1. Expenditure by Maintenance Fund	動用維修基金	15座更亭意外撞毀新造費用及雪糕筒 15座更亭可收到保險賠償 尾數由基金支付，會繼續追討肇事車主	\$4,120.83 (\$3,931.97) \$188.86	
		沖廁泵房新裝1台15匹臨時水泵(50%尾數)	\$651.59	
		沖廁泵房急修，拆19座泵調配應急	\$736.58	
		沖廁泵房新裝1台20匹水泵	\$604.37	
		村路加裝閉路電視後加工程第二期付款(40%)	\$1,643.14	
		全苑、村路加裝閉路電視系統工程10%保固金	\$501.72	\$4,326.26

Nov-2016

1. Expenditure by Maintenance Fund	動用維修基金	沖廁泵房新裝1台15匹臨時水泵(50%訂金)		\$651.59
------------------------------------	--------	------------------------	--	----------

Sep-2016

1. Drainage, Electricals & Pumps	水電保養維修	WR2定期檢查	\$9,500.00	
		第14座地底污水渠維修	\$47,198.00	
		其他	\$47.53	\$56,745.53

Aug-2016

1. Expenditure by Sinking Fund	動用儲備基金	總污水渠接駁工程(第17期)		\$2,759.79
2. Expenditure by Maintenance Fund	動用維修基金	地底喉維修工程(第1期)		\$764.90

Jul-2016

1. Lifts	升降機	5/2016 & 7/2016 升降機保養月費 @\$6,800		\$13,600.00
----------	-----	----------------------------------	--	-------------

Jun-2016

1. Pipe & Elect. Maint. (Hang Cheong)	水電保養 (恒昌)	4-6/2016 水電保養月費 @\$4,200		\$12,600.00
2. Security System / SMATV system	保安系統/衛星電視	4-6/2016 公眾天線、衛星電視及保安系統保養服務月費 @\$281 其他	\$843.00 \$962.14	\$1,805.14
3. Lift	升降機	5-6/2016 升降機保養月費 @\$6,800		\$13,600.00



T.L.60
HONG KONG GARDENS - BLOCK 15
SUPPLEMENTARY NOTES

豪景花園 第十五座
備註

Dec-2016

1. Expenditure by Maintenance Fund	動用維修基金	15座更亭意外撞毀新造費用及雪糕筒 15座更亭可收到保險賠償 尾數由基金支付，會繼續追討肇事車主	\$4,022.72 <u>(\$3,838.34)</u> \$184.38	
		沖廁泵房新裝1台15匹臨時水泵(50%尾數)	\$636.07	
		沖廁泵房急修，拆19座泵調配應急	\$719.04	
		沖廁泵房新裝1台20匹水泵	\$589.99	
		村路加裝閉路電視後加工程第二期付款(40%)	\$1,604.01	
		全苑、村路加裝閉路電視系統工程10%保固金	<u>\$489.78</u>	\$4,223.27

Nov-2016

1. Expenditure by Maintenance Fund	動用維修基金	沖廁泵房新裝1台15匹臨時水泵(50%訂金)		\$636.07
------------------------------------	--------	------------------------	--	----------

Sep-2016

1. Drainage, Electricals & Pumps	水電保養維修	WR2定期檢查 其他	\$15,500.00 <u>\$591.50</u>	\$16,091.50
2. Security System / SMATV System	保安系統/衛星電視	9,13,15座大堂保安崗更換錄影機 維修15座B及15座F地下玻璃門 其他	\$3,400.00 \$7,100.00 <u>\$270.12</u>	\$10,770.12

Aug-2016

1. Expenditure by Sinking Fund	動用儲備基金	總污水渠接駁工程(第17期)		\$2,694.08
2. Expenditure by Maintenance Fund	動用維修基金	地底喉維修工程(第1期)		\$746.70

Jun-2016

1. Pipe & Elect. Maint. (Hang Cheong)	水電保養 (恒昌)	4-6/2016 水電保養月費 @\$4,550		\$13,650.00
2. Security System / SMATV system	保安系統/衛星電視	4-6/2016 公眾天線、衛星電視及保安系統保養服務月費 @\$188 其他	\$564.00 <u>\$82.14</u>	\$646.14



T.L.60
HONG KONG GARDENS - BLOCK 16
SUPPLEMENTARY NOTES

豪景花園 第十六座
備註

Dec-2016

1. Drainage, Electricals & Pumps	水電保養維修	維修外牆紙皮石 其他	\$28,150.00 \$3,624.65	\$31,774.65
2. Expenditure by Maintenance Fund	動用維修基金	15座更亭意外撞毀新造費用及雪糕筒 15座更亭可收到保險賠償 尾數由基金支付，會繼續追討肇事車主	\$8,061.79 (\$7,692.30) \$369.49	
		沖廁泵房新裝1台15匹臨時水泵(50%尾數) 沖廁泵房急修，拆19座泵調配應急 沖廁泵房新裝1台20匹水泵 村路加裝閉路電視後加工程第二期付款(40%) 全苑、村路加裝閉路電視系統工程10%保固金	\$1,274.73 \$1,441.00 \$1,182.36 \$3,214.55 \$981.55	\$8,463.68

Nov-2016

1. Expenditure by Maintenance Fund	動用維修基金	沖廁泵房新裝1台15匹臨時水泵(50%訂金)		\$1,274.73
------------------------------------	--------	------------------------	--	------------

Sep-2016

1. Drainage, Electricals & Pumps	水電保養維修	WR2定期檢查 其他	\$9,500.00 \$14,727.33	\$24,227.33
----------------------------------	--------	---------------	---------------------------	-------------

Aug-2016

1. Drainage, Electricals & Pumps	水電保養維修	外牆維修1單 其他	\$10,410.00 \$794.47	\$11,204.47
2. Expenditure by Sinking Fund	動用儲備基金	總污水渠接駁工程(第17期)		\$5,399.11
3. Expenditure by Maintenance Fund	動用維修基金	地底喉維修工程(第1期)		\$1,496.43

Jul-2016

1. Lifts	升降機	4-5/2016 & 7/2016 升降機保養月費 @\$5,900		\$17,700.00
----------	-----	------------------------------------	--	-------------

Jun-2016

1. Pipe & Elect. Maint. (Hang Cheong)	水電保養 (恒昌)	4-6/2016 水電保養月費 @\$4,200		\$12,600.00
2. Security System / SMATV system	保安系統/衛星電視	4-6/2016 公眾天線、衛星電視及保安系統保養服務月費 @\$453 其他	\$1,359.00 \$82.14	\$1,441.14



T.L.60
HONG KONG GARDENS - BLOCK 17
SUPPLEMENTARY NOTES

豪景花園 第十七座
備註

Dec-2016

1. Drainage, Electricals & Pumps	水電保養維修	搭棚及維修外牆紙皮石 其他	\$43,250.00 \$3,054.65	\$46,304.65
2. Expenditure by Maintenance Fund	動用維修基金	15座更亭意外撞毀新造費用及雪糕筒 15座更亭可收到保險賠償 尾數由基金支付，會繼續追討肇事車主	\$8,061.79 (\$7,692.30) \$369.49	
		沖廁泵房新裝1台15匹臨時水泵(50%尾數) 沖廁泵房急修，拆19座泵調配應急 沖廁泵房新裝1台20匹水泵 村路加裝閉路電視後加工程第二期付款(40%) 全苑、村路加裝閉路電視系統工程10%保固金	\$1,274.73 \$1,441.00 \$1,182.36 \$3,214.55 \$981.55	\$8,463.68

Nov-2016

1. Expenditure by Maintenance Fund	動用維修基金	沖廁泵房新裝1台15匹臨時水泵(50%訂金)		\$1,274.73
------------------------------------	--------	------------------------	--	------------

Sep-2016

1. Drainage, Electricals & Pumps	水電保養維修	WR2定期檢查 其他	\$9,500.00 \$7,592.33	\$17,092.33
----------------------------------	--------	---------------	--------------------------	-------------

Aug-2016

1. Drainage, Electricals & Pumps	水電保養維修	維修外紙皮石2單 其他	\$26,600.00 \$4,607.48	\$31,207.48
2. Expenditure by Sinking Fund	動用儲備基金	總污水渠接駁工程(第17期)		\$5,399.11
3. Expenditure by Maintenance Fund	動用維修基金	地底喉維修工程(第1期)		\$1,496.43

Jul-2016

1. Drainage, Electricals & Pumps	水電保養維修	拆除天台防盜鐵架 其他	\$57,000.00 \$5,200.28	\$62,200.28
2. Lifts	升降機	4-5/2016 & 7/2016 升降機保養月費 @\$5,900		\$17,700.00

Jun-2016

1. Pipe & Elect. Maint. (Hang Cheong)	水電保養(恒昌)	4-6/2016 水電保養月費 @\$4,200		\$12,600.00
2. Security System / SMA TV system	保安系統/衛星電視	4-6/2016 公眾天線、衛星電視及保安系統保養服務月費 @\$453 其他	\$1,359.00 \$82.14	\$1,441.14



T.L.60
HONG KONG GARDENS - BLOCK 18
SUPPLEMENTARY NOTES

豪景花園 第十八座
備註

Dec-2016

1. Expenditure by Maintenance Fund	動用維修基金	15座更亭意外撞毀新造費用及雪糕筒 15座更亭可收到保險賠償 尾數由基金支付，會繼續追討肇事車主	\$8,061.79 (\$7,692.30) \$369.49	
		沖廁泵房新裝1台15匹臨時水泵(50%尾數)	\$1,274.73	
		沖廁泵房急修，拆19座泵調配應急	\$1,441.00	
		沖廁泵房新裝1台20匹水泵	\$1,182.36	
		村路加裝閉路電視後加工程第二期付款(40%)	\$3,214.55	
		全苑、村路加裝閉路電視系統工程10%保固金	\$981.55	\$8,463.68

Nov-2016

1. Expenditure by Maintenance Fund	動用維修基金	第18座升降機因9/4/2016水浸損壞維修費 2/11/2016 收到保險賠償 尾數由基金支付，正與保險公司商議程序追討肇事單位業主/裝修公司	\$199,500.00 (\$169,575.00) \$29,925.00	
		沖廁泵房新裝1台15匹臨時水泵(50%訂金)	\$1,274.73	\$31,199.73

Sep-2016

1. Drainage, Electricals & Pumps	水電保養維修	WR2定期檢查 其他	\$9,500.00 \$387.34	\$9,887.34
----------------------------------	--------	---------------	------------------------	------------

Aug-2016

1. Drainage, Electricals & Pumps	水電保養維修	拆除18座天台生鏽防盜鐵架 其他	\$15,000.00 \$2,224.48	\$17,224.48
2. Expenditure by Sinking Fund	動用儲備基金	總污水渠接駁工程(第17期)		\$5,399.11
3. Expenditure by Maintenance Fund	動用維修基金	地底喉維修工程(第1期)		\$1,496.43

Jul-2016

1. Drainage, Electricals & Pumps	水電保養維修	外牆維修3單 其他	\$20,420.00 \$4,010.28	\$24,430.28
2. Lifts	升降機	4-5/2016 & 7/2016 升降機保養月費 @\$5,900		\$17,700.00

Jun-2016

1. Pipe & Elect. Maint. (Hang Cheong)	水電保養(恒昌)	4-6/2016 水電保養月費 @\$4,200		\$12,600.00
2. Security System / SMATV system	保安系統/衛星電視	4-6/2016 公眾天線、衛星電視及保安系統保養服務月費 @\$453 其他	\$1,359.00 \$82.14	\$1,441.14



T.L.60
HONG KONG GARDENS - BLOCK 19
SUPPLEMENTARY NOTES

豪景花園 第十九座
備註

Dec-2016

1. Expenditure by Maintenance Fund	動用維修基金	15座更亭意外撞毀新造費用及雪糕筒 15座更亭可收到保險賠償 尾數由基金支付，會繼續追討肇事車主	\$8,061.79 <u>(\$7,692.30)</u> \$369.49	
		沖廁泵房新裝1台15匹臨時水泵(50%尾數)	\$1,274.73	
		沖廁泵房急修，拆19座泵調配應急	\$1,441.00	
		沖廁泵房新裝1台20匹水泵	\$1,182.36	
		村路加裝閉路電視後加工程第二期付款(40%)	\$3,214.55	
		全苑、村路加裝閉路電視系統工程10%保固金	<u>\$981.55</u>	\$8,463.68

Nov-2016

1. Security Guard Service Charges	保安費	因由保安員替代客戶服務助理工作，保安費由十月份的 \$17,812 增加至 \$35,624		
2. Expenditure by Maintenance Fund	動用維修基金	沖廁泵房新裝1台15匹臨時水泵(50%訂金)		\$1,274.73

Oct-2016

1. Wages / Salaries	薪金	客戶服務助理十月份薪金及遣散費 保險公司將會退回由強積金(僱主供款)對沖之遣散費	\$124,030.05 <u>(\$59,498.93)</u>	\$64,531.12
---------------------	----	---	--------------------------------------	-------------

Sep-2016

1. Insurance Compensation	保險賠償	保險公司賠償19座對講機系統損壞		(\$15,000.00)
2. Drainage, Electricals & Pumps	水電保養維修	WR2定期檢查 維修外牆紙皮石 其他	\$9,500.00 \$15,800.00 <u>\$739.67</u>	\$26,039.67
3. Security System / SMATV System	保安系統/衛星電視	19座更換因雷擊損毀大堂對講機系統 其他	\$15,000.00 <u>\$535.15</u>	\$15,535.15

Aug-2016

1. Expenditure by Sinking Fund	動用儲備基金	總污水渠接駁工程(第17期)		\$5,399.11
2. Expenditure by Maintenance Fund	動用維修基金	地底喉維修工程(第1期)		\$1,496.43

Jul-2016

1. Lifts	升降機	4-5/2016 & 7/2016 升降機保養月費 @\$7,500		\$22,500.00
----------	-----	------------------------------------	--	-------------

Jun-2016

1. Pipe & Elect. Maint. (Hang Cheong)	水電保養 (恒昌)	4-6/2016 水電保養月費 @\$4,200		\$12,600.00
2. Security System / SMATV system	保安系統/衛星電視	4-6/2016 公眾天線、衛星電視及保安系統保養服務月費 @\$453 其他	\$1,359.00 <u>\$82.14</u>	\$1,441.14



T.L.60
HONG KONG GARDENS - BLOCK 20
SUPPLEMENTARY NOTES

豪景花園 第二十座
備註

Dec-2016

1. Expenditure by Maintenance Fund	動用維修基金	15座更亭意外撞毀新造費用及雪糕筒 15座更亭可收到保險賠償 尾數由基金支付，會繼續追討肇事車主	\$8,061.79 <u>(\$7,692.30)</u> \$369.49	
		沖廁泵房新裝1台15匹臨時水泵(50%尾數)	\$1,274.73	
		沖廁泵房急修，拆19座泵調配應急	\$1,441.00	
		沖廁泵房新裝1台20匹水泵	\$1,182.36	
		村路加裝閉路電視後加工程第二期付款(40%) 全苑、村路加裝閉路電視系統工程10%保固金	<u>\$3,214.55</u> \$981.55	\$8,463.68

Nov-2016

1. Security Guard Service Charges	保安費	因由保安員替代客戶服務助理工作，保安費由十月份的 \$17,812 增加至 \$35,624		
2. Expenditure by Maintenance Fund	動用維修基金	沖廁泵房新裝1台15匹臨時水泵(50%訂金)		\$1,274.73

Oct-2016

1. Wages / Salaries	薪金	客戶服務助理十月份薪金及遣散費 保險公司將會退回由強積金(僱主供款)對沖之遣散費	\$124,030.05 <u>(\$59,498.93)</u>	\$64,531.12
---------------------	----	---	--------------------------------------	-------------

Sep-2016

1. Drainage, Electricals & Pumps	水電保養維修	WR2定期檢查 其他	\$9,500.00 <u>\$259.66</u>	\$9,759.66
----------------------------------	--------	---------------	-------------------------------	------------

Aug-2016

1. Expenditure by Sinking Fund	動用儲備基金	總污水渠接駁工程(第17期)		\$5,399.11
2. Expenditure by Maintenance Fund	動用維修基金	地底喉維修工程(第1期)		\$1,496.43

Jul-2016

1. Lifts	升降機	4-5/2016 & 7/2016 升降機保養月費 @\$7,500		\$22,500.00
----------	-----	------------------------------------	--	-------------

Jun-2016

1. Pipe & Elect. Maint. (Hang Cheong)	水電保養 (恒昌)	4-6/2016 水電保養月費 @\$4,200		\$12,600.00
2. Security System / SMATV system	保安系統/衛星電視	4-6/2016 公眾天線、衛星電視及保安系統保養服務月費 @\$453 其他	\$1,359.00 <u>\$82.14</u>	\$1,441.14



T.L.60
HONG KONG GARDENS - BLOCK 21
SUPPLEMENTARY NOTES

豪景花園 第二十一座
備註

Dec-2016

1. Drainage, Electricals & Pumps	水電保養維修	維修外牆紙皮石 其他	\$39,800.00 \$3,364.65	\$43,164.65
2. Expenditure by Maintenance Fund	動用維修基金	15座更亭意外撞毀新造費用及雪糕筒 15座更亭可收到保險賠償 尾數由基金支付，會繼續追討肇事車主	\$8,061.79 (\$7,692.30) \$369.49	
		沖廁泵房新裝1台15匹臨時水泵(50%尾數) 沖廁泵房急修，拆19座泵調配應急 沖廁泵房新裝1台20匹水泵 村路加裝閉路電視後加工程第二期付款(40%) 全苑、村路加裝閉路電視系統工程10%保固金	\$1,274.73 \$1,441.00 \$1,182.36 \$3,214.55 \$981.55	\$8,463.68

Nov-2016

1. Expenditure by Maintenance Fund	動用維修基金	沖廁泵房新裝1台15匹臨時水泵(50%訂金)		\$1,274.73
------------------------------------	--------	------------------------	--	------------

Sep-2016

1. Drainage, Electricals & Pumps	水電保養維修	WR2定期檢查 其他	\$9,500.00 \$259.66	\$9,759.66
----------------------------------	--------	---------------	------------------------	------------

Aug-2016

1. Expenditure by Sinking Fund	動用儲備基金	總污水渠接駁工程(第17期)		\$5,399.11
2. Expenditure by Maintenance Fund	動用維修基金	地底喉維修工程(第1期)		\$1,496.43

Jul-2016

1. Lifts	升降機	4-5/2016 & 7/2016 升降機保養月費 @\$7,500		\$22,500.00
----------	-----	------------------------------------	--	-------------

Jun-2016

1. Pipe & Elect. Maint. (Hang Cheong)	水電保養 (恒昌)	4-6/2016 水電保養月費 @\$4,200		\$12,600.00
2. Security System / SMATV system	保安系統/衛星電視	4-6/2016 公眾天線、衛星電視及保安系統保養服務月費 @\$453 其他	\$1,359.00 \$82.14	\$1,441.14



T.L.60
HONG KONG GARDENS - BLOCK 22
SUPPLEMENTARY NOTES

豪景花園 第二十二座
備註

Dec-2016

1. Drainage, Electricals & Pumps	水電保養維修	維修外牆紙皮石 其他	\$14,400.00 \$324.02	\$14,724.02
2. Expenditure by Maintenance Fund	動用維修基金	15座更亭意外撞毀新造費用及雪糕筒 15座更亭可收到保險賠償 尾數由基金支付，會繼續追討肇事車主	\$6,475.59 (\$6,178.80) \$296.79	
		沖廁泵房新裝1台15匹臨時水泵(50%尾數) 沖廁泵房急修，拆19座泵調配應急 沖廁泵房新裝1台20匹水泵 村路加裝閉路電視後加工程第二期付款(40%) 全苑、村路加裝閉路電視系統工程10%保固金	\$1,023.92 \$1,157.48 \$949.73 \$2,582.07 \$788.42	\$6,798.41

Nov-2016

1. Expenditure by Maintenance Fund	動用維修基金	沖廁泵房新裝1台15匹臨時水泵(50%訂金)		\$1,023.92
------------------------------------	--------	------------------------	--	------------

Sep-2016

1. Drainage, Electricals & Pumps	水電保養維修	WR2定期檢查 維修外牆紙皮石 更換22座大堂冷氣1部 其他	\$9,500.00 \$10,000.00 \$14,400.00 \$82.68	\$33,982.68
----------------------------------	--------	---	---	-------------

Aug-2016

1. Expenditure by Sinking Fund	動用儲備基金	總污水渠接駁工程(第17期)		\$4,336.81
2. Expenditure by Maintenance Fund	動用維修基金	地底喉維修工程(第1期)		\$1,202.00

Jul-2016

1. Drainage, Electricals & Pumps	水電保養維修	外牆維修2單 其他	\$16,940.00 \$51.28	\$16,991.28
2. Lifts	升降機	4-5/2016 & 7/2016 升降機保養月費 @\$5,900 升降機安全證書	\$17,700.00 \$580.00	\$18,280.00

Jun-2016

1. Pipe & Elect. Maint. (Hang Cheong)	水電保養 (恒昌)	4-6/2016 水電保養月費 @\$4,200		\$12,600.00
2. Security System / SMATV system	保安系統/衛星電視	4-6/2016 公眾天線、衛星電視及保安系統保養服務月費 @\$172 其他	\$516.00 \$82.14	\$598.14



T.L.60
HONG KONG GARDENS - BLOCK 23
SUPPLEMENTARY NOTES

豪景花園 第二十三座
備註

Dec-2016

1. Expenditure by Maintenance Fund	動用維修基金	15座更亭意外撞毀新造費用及雪糕筒 15座更亭可收到保險賠償 尾數由基金支付，會繼續追討肇事車主	\$6,181.25 <u>(\$5,897.95)</u> \$283.30	
		沖廁泵房新裝1台15匹臨時水泵(50%尾數)	\$977.38	
		沖廁泵房急修，拆19座泵調配應急	\$1,104.87	
		沖廁泵房新裝1台20匹水泵	\$906.56	
		村路加裝閉路電視後加工程第二期付款(40%) 全苑、村路加裝閉路電視系統工程10%保固金	\$2,464.70 <u>\$752.58</u>	\$6,489.39

Nov-2016

1. Expenditure by Maintenance Fund	動用維修基金	沖廁泵房新裝1台15匹臨時水泵(50%訂金)		\$977.38
------------------------------------	--------	------------------------	--	----------

Sep-2016

1. Drainage, Electricals & Pumps	水電保養維修	WR2定期檢查 其他	\$9,500.00 <u>\$1,472.68</u>	\$10,972.68
----------------------------------	--------	---------------	---------------------------------	-------------

Aug-2016

1. Expenditure by Sinking Fund	動用儲備基金	總污水渠接駁工程(第17期)		\$4,139.68
2. Expenditure by Maintenance Fund	動用維修基金	地底喉維修工程(第1期)		\$1,147.35

Jul-2016

1. Lifts	升降機	4-5/2016 & 7/2016 升降機保養月費 @\$5,900 升降機安全證書	\$17,700.00 <u>\$580.00</u>	\$18,280.00
----------	-----	---	--------------------------------	-------------

Jun-2016

1. Pipe & Elect. Maint. (Hang Cheong)	水電保養 (恒昌)	4-6/2016 水電保養月費 @\$4,200		\$12,600.00
2. Security System / SMA TV system	保安系統/衛星電視	4-6/2016 公眾天線、衛星電視及保安系統保養服務月費 @\$164 其他	\$492.00 <u>\$82.14</u>	\$574.14



T.L.60
HONG KONG GARDENS - BLOCK 24
SUPPLEMENTARY NOTES

豪景花園 第二十四座
備註

Dec-2016

1. Expenditure by Maintenance Fund	動用維修基金	15座更亭意外撞毀新造費用及雪糕筒 15座更亭可收到保險賠償 尾數由基金支付，會繼續追討肇事車主	\$5,886.90 <u>(\$5,617.09)</u> \$269.81	
		沖廁泵房新裝1台15匹臨時水泵(50%尾數)	\$930.84	
		沖廁泵房急修，拆19座泵調配應急	\$1,052.25	
		沖廁泵房新裝1台20匹水泵	\$863.39	
		村路加裝閉路電視後加工程第二期付款(40%) 全苑、村路加裝閉路電視系統工程10%保固金	\$2,347.34 <u>\$716.75</u>	\$6,180.38

Nov-2016

1. Expenditure by Maintenance Fund	動用維修基金	沖廁泵房新裝1台15匹臨時水泵(50%訂金)		\$930.84
------------------------------------	--------	------------------------	--	----------

Sep-2016

1. Drainage, Electricals & Pumps	水電保養維修	WR2定期檢查 其他	\$9,500.00 <u>\$82.68</u>	\$9,582.68
----------------------------------	--------	---------------	------------------------------	------------

Aug-2016

1. Expenditure by Sinking Fund	動用儲備基金	總污水渠接駁工程(第17期)		\$3,942.55
2. Expenditure by Maintenance Fund	動用維修基金	地底喉維修工程(第1期)		\$1,092.72

Jul-2016

1. Lifts	升降機	4-5/2016 & 7/2016 升降機保養月費 @\$5,900 升降機安全證書	\$17,700.00 <u>\$580.00</u>	\$18,280.00
----------	-----	---	--------------------------------	-------------

Jun-2016

1. Pipe & Elect. Maint. (Hang Cheong)	水電保養 (恒昌)	4-6/2016 水電保養月費 @\$4,200		\$12,600.00
2. Security System / SMATV system	保安系統/衛星電視	4-6/2016 公眾天線、衛星電視及保安系統保養服務月費 @\$156 其他	\$468.00 <u>\$82.14</u>	\$550.14



T.L.60
HONG KONG GARDENS - BLOCK 25
SUPPLEMENTARY NOTES

豪景花園 第二十五座
備註

Dec-2016

1. Expenditure by Maintenance Fund	動用維修基金	15座更亭意外撞毀新造費用及雪糕筒 15座更亭可收到保險賠償 尾數由基金支付，會繼續追討肇事車主	\$6,475.59 (\$6,178.80) \$296.79	
		沖廁泵房新裝1台15匹臨時水泵(50%尾數)	\$1,023.92	
		沖廁泵房急修，拆19座泵調配應急	\$1,157.48	
		沖廁泵房新裝1台20匹水泵	\$949.73	
		村路加裝閉路電視後加工程第二期付款(40%) 全苑、村路加裝閉路電視系統工程10%保固金	\$2,582.07 \$788.42	\$6,798.41

Nov-2016

1. Expenditure by Maintenance Fund	動用維修基金	沖廁泵房新裝1台15匹臨時水泵(50%訂金)		\$1,023.92
------------------------------------	--------	------------------------	--	------------

Sep-2016

1. Drainage, Electricals & Pumps	水電保養維修	WR2定期檢查 其他	\$9,500.00 \$82.68	\$9,582.68
----------------------------------	--------	---------------	-----------------------	------------

Aug-2016

1. Drainage, Electricals & Pumps	水電保養維修	25座大堂更換冷氣機 其他	\$17,800.00 \$559.56	\$18,359.56
2. Expenditure by Sinking Fund	動用儲備基金	總污水渠接駁工程(第17期)		\$4,336.81
3. Expenditure by Maintenance Fund	動用維修基金	地底喉維修工程(第1期)		\$1,202.00

Jul-2016

1. Lifts	升降機	4-5/2016 & 7/2016 升降機保養月費 @\$5,900 升降機安全證書	\$17,700.00 \$580.00	\$18,280.00
----------	-----	---	-------------------------	-------------

Jun-2016

1. Pipe & Elect. Maint. (Hang Cheong)	水電保養 (恒昌)	4-6/2016 水電保養月費 @\$4,200		\$12,600.00
2. Security System / SMATV system	保安系統/衛星電視	4-6/2016 公眾天線、衛星電視及保安系統保養服務月費 @\$172 其他	\$516.00 \$82.14	\$598.14



T.L.60
HONG KONG GARDENS - BLOCK 26
SUPPLEMENTARY NOTES

豪景花園 第二十六座
備註

Dec-2016

1. Drainage, Electricals & Pumps	水電保養維修	維修外牆紙皮石 其他	\$19,680.00 \$604.02	\$20,284.02
2. Expenditure by Maintenance Fund	動用維修基金	15座更亭意外撞毀新造費用及雪糕筒 15座更亭可收到保險賠償 尾數由基金支付，會繼續追討肇事車主	\$6,181.25 (\$5,897.95) \$283.30	
		沖廁泵房新裝1台15匹臨時水泵(50%尾數) 沖廁泵房急修，拆19座泵調配應急 沖廁泵房新裝1台20匹水泵 村路加裝閉路電視後加工程第二期付款(40%) 全苑、村路加裝閉路電視系統工程10%保固金	\$977.38 \$1,104.87 \$906.56 \$2,464.70 \$752.58	\$6,489.39

Nov-2016

1. Expenditure by Maintenance Fund	動用維修基金	沖廁泵房新裝1台15匹臨時水泵(50%訂金)		\$977.38
------------------------------------	--------	------------------------	--	----------

Sep-2016

1. Drainage, Electricals & Pumps	水電保養維修	WR2定期檢查 其他	\$9,500.00 \$82.68	\$9,582.68
2. Security System / SMATV System	保安系統/衛星電視	26座升降機更換閉路電視系統 其他	\$3,300.00 \$246.14	\$3,546.14

Aug-2016

1. Expenditure by Sinking Fund	動用儲備基金	總污水渠接駁工程(第17期)		\$4,139.68
2. Expenditure by Maintenance Fund	動用維修基金	地底喉維修工程(第1期)		\$1,147.35

Jul-2016

1. Lifts	升降機	4-5/2016 & 7/2016 升降機保養月費 @\$5,900 升降機安全證書	\$17,700.00 \$580.00	\$18,280.00
----------	-----	---	-------------------------	-------------

Jun-2016

1. Pipe & Elect. Maint. (Hang Cheong)	水電保養 (恒昌)	4-6/2016 水電保養月費 @\$4,200		\$12,600.00
2. Security System / SMATV system	保安系統/衛星電視	4-6/2016 公眾天線、衛星電視及保安系統保養服務月費 @\$164 其他	\$492.00 \$82.14	\$574.14



T.L.60
HONG KONG GARDENS - BLOCK 27
SUPPLEMENTARY NOTES

豪景花園 第二十七座
備註

Dec-2016

1. Expenditure by Maintenance Fund	動用維修基金	15座更亭意外撞毀新造費用及雪糕筒 15座更亭可收到保險賠償 尾數由基金支付，會繼續追討肇事車主	\$6,181.25 (\$5,897.95) \$283.30	
		沖廁泵房新裝1台15匹臨時水泵(50%尾數)	\$977.38	
		沖廁泵房急修，拆19座泵調配應急	\$1,104.87	
		沖廁泵房新裝1台20匹水泵	\$906.56	
		村路加裝閉路電視後加工程第二期付款(40%) 全苑、村路加裝閉路電視系統工程10%保固金	\$2,464.70 \$752.58	\$6,489.39

Nov-2016

1. Expenditure by Maintenance Fund	動用維修基金	沖廁泵房新裝1台15匹臨時水泵(50%訂金)		\$977.38
------------------------------------	--------	------------------------	--	----------

Oct-2016

1. Security System / SMATV System	保安系統/衛星電視	27座大堂加設電子板 其他	\$13,500.00 \$229.14	\$13,729.14
-----------------------------------	-----------	------------------	-------------------------	-------------

Aug-2016

1. Expenditure by Sinking Fund	動用儲備基金	總污水渠接駁工程(第17期)		\$4,139.68
2. Expenditure by Maintenance Fund	動用維修基金	地底喉維修工程(第1期)		\$1,147.35

Jul-2016

1. Lifts	升降機	5/2016 & 7/2016 升降機保養月費 @\$9,000		\$18,000.00
----------	-----	----------------------------------	--	-------------

Jun-2016

1. Drainage, Electricals & Pumps	水電保養維修	5-6/2016 八達通系統保養月費 @\$2,125 其他	\$4,250.00 \$1,551.75	\$5,801.75
2. Pipe & Elect. Maint. (Hang Cheong)	水電保養 (恒昌)	4-6/2016 水電保養月費 @\$4,200		\$12,600.00
3. Security System / SMATV system	保安系統/衛星電視	4-6/2016 公眾天線、衛星電視及保安系統保養服務月費 @\$147 其他	\$441.00 \$82.14	\$523.14
4. Lifts	升降機	5/2016 & 6/2016 升降機保養月費 @\$9,000		\$18,000.00



T.L.60
HONG KONG GARDENS - BLOCK 28
SUPPLEMENTARY NOTES

豪景花園 第二十八座
備註

Dec-2016

1. Expenditure by Maintenance Fund	動用維修基金	15座更亭意外撞毀新造費用及雪糕筒 15座更亭可收到保險賠償 尾數由基金支付，會繼續追討肇事車主	\$5,886.90 (\$5,617.09) \$269.81	
		沖廁泵房新裝1台15匹臨時水泵(50%尾數)	\$930.84	
		沖廁泵房急修，拆19座泵調配應急	\$1,052.25	
		沖廁泵房新裝1台20匹水泵	\$863.39	
		村路加裝閉路電視後加工程第二期付款(40%) 全苑、村路加裝閉路電視系統工程10%保固金	\$2,347.34 \$716.75	\$6,180.38

Nov-2016

1. Expenditure by Maintenance Fund	動用維修基金	沖廁泵房新裝1台15匹臨時水泵(50%訂金)		\$930.84
------------------------------------	--------	------------------------	--	----------

Aug-2016

1. Expenditure by Sinking Fund	動用儲備基金	總污水渠接駁工程(第17期)		\$3,942.55
2. Expenditure by Maintenance Fund	動用維修基金	地底喉維修工程(第1期)		\$1,092.73

Jul-2016

1. Lifts	升降機	5/2016 & 7/2016 升降機保養月費 @\$9,000		\$18,000.00
----------	-----	----------------------------------	--	-------------

Jun-2016

1. Drainage, Electricals & Pumps	水電保養維修	5-6/2016 八達通系統保養月費 @\$2,125 其他	\$4,250.00 \$1,551.75	\$5,801.75
2. Pipe & Elect. Maint. (Hang Cheong)	水電保養 (恒昌)	4-6/2016 水電保養月費 @\$4,200		\$12,600.00
3. Security System / SMATV system	保安系統/衛星電視	4-6/2016 公眾天線、衛星電視及保安系統保養服務月費 @\$140 其他	\$420.00 \$82.22	\$502.22
4. Lifts	升降機	5/2016 & 6/2016 升降機保養月費 @\$9,000		\$18,000.00



T.L.60
HONG KONG GARDENS - CARPARK A
SUPPLEMENTARY NOTES

豪景花園車場 A
備註

Dec-2016

1. Fire Fighting System	消防保養	2016年消防年檢執修		\$8,000.00
2. Expenditure by Maintenance Fund	動用維修基金	15座更亭意外撞毀新造費用及雪糕筒 15座更亭可收到保險賠償 尾數由基金支付，會繼續追討肇事車主	\$2,914.82 (\$2,781.24) \$133.58	
		沖廁泵房新裝1台15匹臨時水泵(50%尾數) 沖廁泵房急修，拆19座泵調配應急 沖廁泵房新裝1台20匹水泵 村路加裝閉路電視後加工程第二期付款(40%) 全苑、村路及A-D車場加裝閉路電視系統工程10%保固金	\$460.90 \$521.01 \$427.50 \$1,162.26 \$11,157.89	\$13,863.14

Nov-2016

1. Expenditure by Maintenance Fund	動用維修基金	沖廁泵房新裝1台15匹臨時水泵(50%訂金)		\$460.90
------------------------------------	--------	------------------------	--	----------

Sep-2016

1. Drainage, Electricals & Pumps	水電保養維修	WR2定期檢查 頭閣及車場八達通系統更換工程第3期付款(30%) A,D車場更換出口閘機 其他	\$8,500.00 \$15,780.00 \$17,000.00 \$222.97	\$41,502.97
----------------------------------	--------	--	--	-------------

Aug-2016

1. Expenditure by Sinking Fund	動用儲備基金	總污水渠接駁工程(第17期)		\$1,952.11
2. Expenditure by Maintenance Fund	動用維修基金	地底喉維修工程(第1期)		\$541.05

Jul-2016

1. Lifts	升降機	4-5/2016 & 7/2016 升降機保養月費 @\$2,000		\$6,000.00
----------	-----	------------------------------------	--	------------

Jun-2016

1. Drainage, Electricals & Pumps	水電保養維修	5-6/2016 八達通系統保養月費 @\$1,230.77 其他	\$2,461.54 \$321.43	\$2,782.97
2. Pipe & Elect. Maint. (Hang Cheong)	水電保養(恒昌)	4-6/2016 水電保養月費 @\$4,742.50		\$14,227.50
3. Security System / SMATV system	保安系統/衛星電視	4-6/2016 公眾天線、衛星電視及保安系統保養服務月費 @\$220		\$660.00



T.L.60
HONG KONG GARDENS - CARPARK B
SUPPLEMENTARY NOTES

豪景花園車場 B
備註

Dec-2016

1. Fire Fighting System	消防保養	2016年消防年檢執修		\$39,960.00
2. Expenditure by Maintenance Fund	動用維修基金	15座更亭意外撞毀新造費用及雪糕筒 15座更亭可收到保險賠償 尾數由基金支付，會繼續追討肇事車主	\$2,330.23 (\$2,223.43) \$106.80	
		沖廁泵房新裝1台15匹臨時水泵(50%尾數) 沖廁泵房急修，拆19座泵調配應急 沖廁泵房新裝1台20匹水泵 村路加裝閉路電視後加工程第二期付款(40%) 全苑、村路及A-D車場加裝閉路電視系統工程10%保固金	\$368.46 \$416.52 \$341.76 \$929.15 \$8,299.71	\$10,462.40

Nov-2016

1. Expenditure by Maintenance Fund	動用維修基金	沖廁泵房新裝1台15匹臨時水泵(50%訂金)		\$368.46
------------------------------------	--------	------------------------	--	----------

Sep-2016

1. Drainage, Electricals & Pumps	水電保養維修	WR2定期檢查 頭閣及車場八達通系統更換工程第3期付款(30%) 其他	\$8,500.00 \$8,940.00 \$3,582.97	\$21,022.97
----------------------------------	--------	---	--	-------------

Aug-2016

1. Expenditure by Sinking Fund	動用儲備基金	總污水渠接駁工程(第17期)		\$1,560.60
2. Expenditure by Maintenance Fund	動用維修基金	地底喉維修工程(第1期)		\$432.54

Jun-2016

1. Drainage, Electricals & Pumps	水電保養維修	5-6/2016 八達通系統保養月費 @\$1,230.77 其他	\$2,461.54 \$4,011.43	\$6,472.97
2. Pipe & Elect. Maint. (Hang Cheong)	水電保養 (恒昌)	4-6/2016 水電保養月費 @\$4,742.50		\$14,227.50
3. Security System / SMATV system	保安系統/衛星電視	4-6/2016 公眾天線、衛星電視及保安系統保養服務月費 @\$220		\$660.00



T.L.60
HONG KONG GARDENS - CARPARK C
SUPPLEMENTARY NOTES

豪景花園車場 C
備註

Dec-2016

1. Fire Fighting System	消防保養	2016年消防年檢執修 C車場消防16/8/2016緊急傳呼服務	\$40,740.00 \$200.00	\$40,940.00
2. Expenditure by Maintenance Fund	動用維修基金	15座更亭意外撞毀新造費用及雪糕筒 15座更亭可收到保險賠償 尾數由基金支付，會繼續追討肇事車主	\$2,661.36 (\$2,539.39) \$121.97	
		沖廁泵房新裝1台15匹臨時水泵(50%尾數) 沖廁泵房急修，拆19座泵調配應急 沖廁泵房新裝1台20匹水泵 村路加裝閉路電視後加工程第二期付款(40%) 全苑、村路及A-D車場加裝閉路電視系統工程10%保固金	\$420.82 \$475.71 \$390.32 \$1,061.19 \$9,389.03	\$11,859.04

Nov-2016

1. Expenditure by Maintenance Fund	動用維修基金	沖廁泵房新裝1台15匹臨時水泵(50%訂金)		\$420.82
------------------------------------	--------	------------------------	--	----------

Sep-2016

1. Drainage, Electricals & Pumps	水電保養維修	WR2定期檢查 頭閣及車場八達通系統更換工程第3期付款(30%) 重建C車場因意外撞毀石屎圍牆 \$120,320，已收到車主全數賠償 其他	\$8,500.00 \$10,650.00 \$0.00 \$222.98	\$19,372.98
----------------------------------	--------	---	---	-------------

Aug-2016

1. Expenditure by Sinking Fund	動用儲備基金	總污水渠接駁工程(第17期)		\$1,782.37
2. Expenditure by Maintenance Fund	動用維修基金	地底喉維修工程(第1期)		\$494.00

Jun-2016

1. Drainage, Electricals & Pumps	水電保養維修	5-6/2016 八達通系統保養月費 @\$1,230.77 其他	\$2,461.54 \$507.43	\$2,968.97
2. Pipe & Elect. Maint. (Hang Cheong)	水電保養 (恒昌)	4-6/2016 水電保養月費 @\$4,742.50		\$14,227.50
3. Security System / SMATV system	保安系統/衛星電視	4-6/2016 公眾天線、衛星電視及保安系統保養服務月費 @\$220		\$660.00



T.L.60
HONG KONG GARDENS - CARPARK D
SUPPLEMENTARY NOTES

豪景花園車場 D
備註

Dec-2016

1. Fire Fighting System	消防保養	2016年消防年檢執修		\$23,480.00
2. Expenditure by Maintenance Fund	動用維修基金	15座更亭意外撞毀新造費用及雪糕筒 15座更亭可收到保險賠償 尾數由基金支付，會繼續追討肇事車主	\$3,662.96 (\$3,495.08) \$167.88	
		沖廁泵房新裝1台15匹臨時水泵(50%尾數) 沖廁泵房急修，拆19座泵調配應急 沖廁泵房新裝1台20匹水泵 村路加裝閉路電視後加工程第二期付款(40%) 全苑、村路加裝閉路電視系統工程10%保固金	\$579.19 \$654.74 \$537.22 \$1,460.56 \$9,576.98	\$12,976.57

Nov-2016

1. Expenditure by Maintenance Fund	動用維修基金	沖廁泵房新裝1台15匹臨時水泵(50%訂金)		\$579.19
------------------------------------	--------	------------------------	--	----------

Sep-2016

1. Drainage, Electricals & Pumps	水電保養維修	WR2定期檢查 頭閘及車場八達通系統更換工程第3期付款(30%) A,D車場更換出口閘機 其他	\$8,500.00 \$28,410.00 \$17,000.00 \$222.98	\$54,132.98
----------------------------------	--------	--	--	-------------

Aug-2016

1. Expenditure by Sinking Fund	動用儲備基金	總污水渠接駁工程(第17期)		\$2,453.15
2. Expenditure by Maintenance Fund	動用維修基金	地底喉維修工程(第1期)		\$679.92

Jun-2016

1. Drainage, Electricals & Pumps	水電保養維修	5-6/2016 八達通系統保養月費 @\$2,461.54 其他	\$4,923.08 \$606.41	\$5,529.49
2. Pipe & Elect. Maint. (Hang Cheong)	水電保養 (恒昌)	4-6/2016 水電保養月費 @\$4,742.50		\$14,227.50
3. Security System / SMATV system	保安系統/衛星電視	4-6/2016 公眾天線、衛星電視及保安系統保養服務月費 @\$220		\$660.00



T.L.60

H. K. GARDEN - COMMERCIAL COMPLEX
SUPPLEMENTARY NOTES豪景花園 - 商場
備註Dcc-2016

1. Drainage, Electricals & Pumps	水電保養維修	商場油漆翻新工程 商場天台圍欄裝強化玻璃工程 商場地下男廁緊急通渠工程 商場沖廁水供應喉管改善工程 其他	\$131,800.00 \$9,500.00 \$16,600.00 \$6,800.00 \$115.73	\$164,815.73
2. Generator	發電機	商場後備發電機維修工程 商場發電機2016年12月份保養	\$13,650.00 \$800.00	\$14,450.00
3. Expenditure by Maintenance Fund	動用維修基金	15座更亭意外撞毀新造費用及雪糕筒 15座更亭可收到保險賠償 尾數由基金支付，會繼續追討肇事車主 沖廁泵房新裝1台15匹臨時水泵(50%尾數) 沖廁泵房急修，拆19座泵調配應急 沖廁泵房新裝1台20匹水泵 村路加裝閉路電視後加工程第二期付款(40%) 全苑、村路加裝閉路電視系統工程10%保固金	\$245.28 (\$234.05) \$11.23 \$38.80 \$43.85 \$35.97 \$97.81 \$29.86	\$257.52
4. Expenditure by Sinking Fund	動用儲備基金	總污水渠接駁工程(第17期)		\$164.27

Nov-2016

1. Drainage, Electricals & Pumps	水電保養維修	商場更換地下玻璃門 商場更換L1升降機門框邊防撞角鐵 其他	\$19,800.00 \$8,500.00 \$2,730.00	\$31,030.00
2. Expenditure by Maintenance Fund	動用維修基金	沖廁泵房新裝1台15匹臨時水泵(50%訂金)		\$38.80

Oct-2016

1. Drainage, Electricals & Pumps	水電保養維修	會計項目更正：2016年2月份支付之商場扶手電梯天花拆裝工程，更正為維修基金支付		(\$22,100.00)
2. Expenditure by Maintenance Fund	動用維修基金	會計項目更正：2016年2月份支付之商場扶手電梯天花拆裝工程，更正為維修基金支付		\$22,100.00

Sen-2016

1. Air Condition System	冷氣系統	更換22號舖冷氣機風扇摩打電容器 其他	\$3,000.00 \$5,400.00	\$8,400.00
-------------------------	------	------------------------	--------------------------	------------

Aug-2016

1. Expenditure by Maintenance Fund	動用維修基金	地底喉維修工程(第1期)		\$45.53
------------------------------------	--------	--------------	--	---------

Jun-2016

1. Drainage, Electricals & Pumps	水電保養維修	商場大八方扶梯加裝安全膠擋板 其他	\$21,800.00 \$2,649.50	\$24,449.50
2. Pipe & Elec. Maint. (Hang Cheong)	水電保養(恒昌)	4-6/2016 水電保養月費 @\$4,200		\$12,600.00
3. Security System / SMATV system	保安系統/衛星電視	3-6/2016 保安系統保養服務月費 @\$850		\$3,400.00

