




T.L.60
HONG KONG GARDENS - ESTATE
STATEMENT OF COMPREHENSIVE INCOME
(FORMERLY KNOWN AS INCOME & EXPENDITURE ACCOUNT)

INCOME:	Jan-16 (一月)	Feb-16 (二月)	Mar-16 (三月)	Apr-16 (四月)	May-16 (五月)	Jun-16 (六月)	1-6/2016 TOTAL 總計
收入							
BANK INTEREST INCOME	53,496.42	308.20	67,446.34	38,388.82	261.14	264.09	160,165.11
LEGAL FEE RECOVERED	0.00	0.00	0.00	0.00	0.00	0.00	0.00
DEBRIS REMOVAL CHARGE RECOVERED	4,880.00	950.00	640.00	640.00	960.00	0.00	8,080.00
TENNIS & SQUASH COURT INCOME	12,605.00	13,100.00	14,765.00	13,725.00	12,715.00	14,955.00	81,865.00
SUNDRY INCOME	12,456.70	2,029.80	3,018.90	11,035.80	2,813.00	5,871.30	37,225.50
SWIMMING POOL INCOME	0.00	0.00	0.00	0.00	24,832.00	49,300.00	74,132.00
EXPENSES:	83,438.12	16,398.00	85,870.24	63,789.72	41,581.14	70,390.39	361,467.61
BANK CHARGES	130.00	50.00	120.00	100.00	230.00	180.00	810.00
COMMITTEE'S EXPENSES	0.00	0.00	70,006.50	0.00	0.00	0.00	70,006.50
CLEANING EXPENSES	261,185.00	261,185.00	261,185.00	261,185.00	261,185.00	261,185.00	1,567,110.00
DEBRIS REMOVAL CHARGES	0.00	0.00	0.00	0.00	0.00	0.00	0.00
ELECTRICITY	2,074.82	20,909.80	17,488.69	12,926.81	32,097.72	29,276.06	114,773.90
FESTIVAL DECORATION EXPENSES	618.00	0.00	2,440.00	0.00	0.00	0.00	3,058.00
FURNITURE, FIXTURE AND EQUIPMENT	0.00	0.00	0.00	0.00	0.00	0.00	0.00
DEPRECIATION	0.00	0.00	0.00	0.00	0.00	0.00	0.00
GARDENING EXPENSES	0.00	0.00	0.00	0.00	0.00	0.00	0.00
INSURANCE	0.00	0.00	3,285.00	0.00	0.00	0.00	3,285.00
LEGAL FEE	0.00	0.00	411,143.41	4,900.16	0.00	0.00	416,043.57
MAINTENANCE, REPAIR & INSTALLATION	0.00	2,000.00	1,000.00	950.00	1,000.00	2,000.00	6,950.00
DRAINAGE, WATER PIPES, PUMPS ELEC.	78,182.45	80,790.15	201,696.15	4,520.00	73,187.15	119,243.10	557,719.00
SWIMMING POOL EXPENSES	8,952.00	0.00	0.00	0.00	8,952.00	147,266.00	165,170.00
GENERATOR	0.00	0.00	0.00	0.00	0.00	0.00	0.00
SECURITY SYSTEM	0.00	0.00	0.00	0.00	0.00	0.00	0.00
FIRE FIGHTING SYSTEM	0.00	0.00	0.00	0.00	0.00	0.00	0.00
WALKIE-TALKIE	0.00	1,410.00	0.00	0.00	0.00	0.00	1,410.00
WATER TREATMENT PLANT	0.00	0.00	0.00	0.00	0.00	0.00	0.00
MANAGER'S REMUNERATION 4%	75,032.95	82,025.31	91,714.68	58,731.54	62,990.58	93,978.44	464,473.50
RENTAL EXPENSES	43,664.00	38,924.00	38,924.00	44,033.00	0.00	77,848.00	243,393.00
PEST CONTROL	0.00	21,440.00	10,720.00	0.00	10,720.00	42,880.00	85,760.00
PRINTING AND STATIONERY	2,168.00	29,188.40	4,944.00	0.00	15,955.70	7,023.20	59,259.30
PROFESSIONAL FEE	25,000.00	25,000.00	31,000.00	25,500.00	25,500.00	6,000.00	138,000.00
SECURITY GUARD SERVICE CHARGES	1,051,826.00	734,103.60	734,103.60	734,103.60	734,103.60	734,103.60	4,722,344.00
SUNDRY EXPENSES	0.00	6,155.70	9,097.70	832.00	10,883.20	4,936.10	31,904.70
TELEPHONE	5,906.63	5,563.00	6,879.00	5,733.00	8,806.00	6,320.00	39,207.63
TRAVELLING	0.00	0.00	0.00	0.00	0.00	0.00	0.00
UNIFORM	0.00	13,020.40	0.00	0.00	0.00	0.00	13,020.40
WAGES / SALARIES	377,045.70	375,487.00	468,132.57	356,166.80	374,822.10	433,408.93	2,385,063.10
MPF CONTRIBUTION	19,071.14	19,023.20	20,701.30	16,901.10	15,892.04	16,347.25	107,936.03
WATER FEE	0.00	416,382.40	0.00	337.00	0.00	457,701.90	874,421.30
TOTAL EXPENSES	1,950,856.69	2,132,657.96	2,384,581.60	1,527,020.01	1,637,755.09	2,443,459.38	12,076,310.73
NET GARDENS EXPENSES	(1,867,418.57)	(2,116,259.96)	(2,298,711.36)	(1,463,230.29)	(1,596,173.95)	(2,373,048.99)	(11,714,843.12)
總支出							
淨支出							

*報表內的1月至5月數據是由前會計公司提供，有待執業會計師核實後方可作準，最後賬目或會因應會計師意見作出調整。
如有任何查詢可致電2491 7234與本部聯絡。

HONG KONG GARDENS - BLOCK 1
 聚景花園第一座
 STATEMENT OF COMPREHENSIVE INCOME
 收支報告表
 (FORMERLY KNOWN AS INCOME & EXPENDITURE ACCOUNT)

	Jan-16 (一月)	Feb-16 (二月)	Mar-16 (三月)	Apr-16 (四月)	May-16 (五月)	Jun-16 (六月)	1-6/2016 TOTAL 總計
INCOME:							
收入							
管理費收入	108,432.00	108,432.00	108,432.00	108,432.00	108,432.00	108,432.00	650,592.00
ADD: BAD DEBT (M.F.) WRITTEN BACK	0.00	0.00	0.00	0.00	0.00	0.00	0.00
ADD: LEGAL FEE RECOVERY	0.00	0.00	0.00	0.00	0.00	0.00	0.00
ADD: INTEREST RECEIVED	0.00	0.00	0.00	0.00	0.00	0.00	0.00
LESS: PROVISION FOR BAD DEBT - M.F.	(5,421.60)	(5,421.60)	(5,421.60)	(5,421.60)	(5,421.60)	(5,421.60)	(32,529.60)
LESS: SINKING FUND	0.00	0.00	0.00	0.00	0.00	0.00	0.00
REBATE	103,010.40	103,010.40	103,010.40	103,010.40	103,010.40	103,010.40	618,062.40
EXPENSES:							
減: 支出							
AFFORTIONMENT OF GARDENS EXPENSES	50,384.59	57,098.55	62,021.25	39,479.24	43,066.17	64,026.94	316,076.74
AUDITORS REMUNERATION	0.00	0.00	0.00	0.00	0.00	0.00	0.00
CLEANING EXPENSES	7,634.00	7,634.00	7,634.00	7,634.00	7,634.00	7,634.00	45,804.00
COUNSELLING FEE	0.00	0.00	0.00	0.00	0.00	0.00	0.00
ELECTRICITY	7,797.00	9,303.00	10,147.00	7,680.00	10,151.00	10,293.00	55,371.00
FESTIVAL DECORATION EXPENSES	0.00	0.00	370.00	0.00	0.00	0.00	370.00
FURNITURE, FIXTURES & EQUIPMENT	0.00	0.00	0.00	0.00	0.00	0.00	0.00
MAINTENANCE, REPAIR & INSTALLATION	0.00	0.00	0.00	0.00	0.00	0.00	0.00
DRAINAGE, ELECTRICALS & PUMPS	764.33	25,700.00	8,457.39	395.00	4,200.00	12,697.30	52,214.02
SECURITY SYSTEM / SMARTV. SYM	644.14	1,288.28	562.00	82.14	644.14	1,768.14	4,988.84
FIRE FIGHTING SYSTEM	0.00	5,650.00	0.00	0.00	0.00	500.00	6,150.00
LIFTS	0.00	7,400.00	8,800.00	(14,700.00)	4,400.00	4,400.00	10,300.00
MANAGER'S REMUNERATION 4%	2,499.00	3,771.84	2,898.82	1,474.85	2,541.17	2,969.23	16,154.91
MAINTENANCE FUND 11%	6,872.26	10,372.56	7,971.74	4,055.83	6,988.21	8,165.39	44,425.99
SECURITY GUARD SERVICE CHARGES	44,679.20	35,624.00	35,624.00	35,624.00	35,624.00	35,624.00	222,799.20
PRINTING AND STATIONERY	0.00	0.00	0.00	0.00	0.00	0.00	0.00
LEGAL FEE	0.00	0.00	0.00	0.00	0.00	0.00	0.00
SUNDRY EXPENSES	806.40	1,540.76	720.00	0.00	720.00	1,158.36	4,945.52
TELEPHONE	150.00	156.00	156.00	156.00	156.00	156.00	930.00
WATER FEE	0.00	0.00	0.00	0.00	0.00	0.00	0.00
TOTAL EXPENSES	122,230.92	165,538.99	145,362.20	81,881.06	116,124.69	149,392.36	780,530.22
SURPLUS / (DEFICIT) FOR THE PERIOD	(19,220.52)	(62,528.59)	(42,351.80)	21,129.34	(13,114.29)	(46,381.96)	(162,467.82)
SURPLUS B/F FROM 1/1/2016	(26,763.89)	(45,984.41)	(108,513.00)	(150,864.80)	(129,735.46)	(142,849.75)	(26,763.89)
BALANCE C/F	(45,984.41)	(108,513.00)	(150,864.80)	(129,735.46)	(142,849.75)	(189,231.71)	(189,231.71)



*報表內的1月至5月數據是由前會計公司提供，有待執業會計師核實後方可作準，最後賬目或會因應會計師意見作出調整。
 如有任何查詢可致電2491 7234與本部聯絡。

T.L.60
 HONG KONG GARDENS - BLOCK 2
 STATEMENT OF COMPREHENSIVE INCOME
 (FORMERLY KNOWN AS INCOME & EXPENDITURE ACCOUNT)

	Jan-16 (一月)	Feb-16 (二月)	Mar-16 (三月)	Apr-16 (四月)	May-16 (五月)	Jun-16 (六月)	1-6/2016 TOTAL 總計
INCOME:							
收入							
MANAGEMENT FEE RECEIVED	108,432.00	108,432.00	108,432.00	108,432.00	108,432.00	108,432.00	650,592.00
ADD: BAD DEBT (A/E) WRITTEN BACK							0.00
ADD: LEGAL FEE RECOVERY	0.00	0.00	0.00	0.00	0.00	0.00	0.00
ADD: INTEREST RECEIVED	0.00	0.00	0.00	0.00	0.00	169.50	169.50
LESS: SINKING FUND	(5,421.60)	(5,421.60)	(5,421.60)	(5,421.60)	(5,421.60)	(5,421.60)	(32,529.60)
REBATE	0.00	0.00	0.00	0.00	0.00	0.00	0.00
	103,010.40	103,010.40	103,010.40	103,010.40	103,010.40	103,179.90	618,231.90
EXPENSES:							
減: 支出							
APPORTIONMENT OF GARDENS EXPENSES							
AUDITORS REMUNERATION	50,384.59	57,098.55	62,021.25	39,479.24	43,066.17	64,026.94	316,076.74
CLEANING EXPENSES	0.00	0.00	0.00	0.00	0.00	0.00	0.00
COUNSELLING FEE	7,634.00	7,634.00	7,634.00	7,634.00	7,634.00	7,634.00	45,804.00
ELECTRICITY	6,738.00	9,593.00	8,704.00	7,528.00	10,945.00	10,467.00	53,975.00
FESTIVAL DECORATION EXPENSES	0.00	0.00	370.00	0.00	0.00	0.00	370.00
FURNITURE, FIXTURES & EQUIPMENT	0.00	0.00	0.00	0.00	0.00	0.00	0.00
LEGAL FEE	0.00	0.00	0.00	0.00	0.00	0.00	0.00
MAINTENANCE, REPAIR & INSTALLATION							
DRAINAGE, ELECTRICALS & PUMPS.	27,764.33	27,388.00	8,457.39	0.00	4,200.00	12,697.30	80,507.02
SECURITY SYSTEM / SMARTV. SYM	644.14	1,288.28	562.00	82.14	644.14	1,768.14	4,988.84
FIRE FIGHTING SYSTEM	0.00	4,610.00	0.00	0.00	4,000.00	500.00	9,110.00
LIFTS	0.00	7,400.00	8,806.00	0.00	4,400.00	4,400.00	25,000.00
MANAGER'S REMUNERATION 4%	3,536.64	3,831.56	2,841.10	2,040.97	2,988.27	17,971.47	17,971.47
MAINTENANCE FUND 11%	9,725.77	10,536.79	7,813.01	5,612.66	7,515.55	8,217.74	49,421.52
SECURITY GUARD SERVICE CHARGES	44,679.20	35,624.00	35,624.00	35,624.00	35,624.00	35,624.00	222,799.20
PRINTING AND STATIONERY	0.00	0.00	0.00	0.00	0.00	0.00	0.00
SUNDRY EXPENSES	806.40	1,527.16	720.00	0.00	720.00	1,158.36	4,951.92
TELEPHONE	150.00	156.00	156.00	156.00	156.00	156.00	930.00
TRAVELLING	0.00	0.00	0.00	0.00	0.00	0.00	0.00
WATER FEE	0.00	568.60	0.00	0.00	0.00	301.90	870.50
TOTAL EXPENSES	152,063.07	167,255.94	143,702.75	98,157.01	121,637.79	149,939.65	832,756.21
SURPLUS / (DEFICIT) FOR THE PERIOD	(49,052.67)	(64,245.54)	(40,692.35)	4,853.39	(18,627.39)	(46,759.75)	(214,524.31)
SURPLUS B/F FROM 1/1/2016	45,403.83	(3,648.84)	(67,894.38)	(108,586.73)	(103,733.34)	(122,360.73)	45,403.83
BALANCE C/F	(3,648.84)	(67,894.38)	(108,586.73)	(103,733.34)	(122,360.73)	(169,120.48)	(169,120.48)

*報表內的1月至5月數據是由前會計公司提供，有待執業會計師核實後方可作準，最後賬目或會因應會計師意見作出調整。如有任何查詢可致電2491 7234與本部聯絡。





T1L60
HONG KONG GARDENS - BLOCK 3
STATEMENT OF COMPREHENSIVE INCOME
(FORMERLY KNOWN AS INCOME & EXPENDITURE ACCOUNT)

	Jan-16 (一月)	Feb-16 (二月)	Mar-16 (三月)	Apr-16 (四月)	May-16 (五月)	Jun-16 (六月)	1-6/2016 TOTAL 總計
收入							
管理費收入	113,112.00	113,112.00	113,112.00	113,112.00	113,112.00	113,112.00	678,672.00
ADD: INTEREST RECEIVED	0.00	0.00	0.00	0.00	0.00	0.00	0.00
ADD: BAD DEBT (A/E) WRITTEN BACK	0.00	0.00	0.00	0.00	0.00	0.00	0.00
ADD: LEGAL FEE RECOVERY	0.00	0.00	0.00	0.00	0.00	0.00	0.00
LESS: SINKING FUND	(5,655.60)	(5,655.60)	(5,655.60)	(5,655.60)	(5,655.60)	(5,655.60)	(35,933.60)
REBATE	0.00	0.00	0.00	0.00	0.00	0.00	0.00
	107,456.40	107,456.40	107,456.40	107,456.40	107,456.40	107,456.40	644,738.40
EXPENSES:							
APPORTIONMENT OF GARDENS EXPENSES	49,124.98	55,671.09	60,470.72	38,492.26	41,989.52	62,426.27	308,174.84
AUDITORS REMUNERATION	0.00	0.00	0.00	0.00	0.00	0.00	0.00
CLEANING EXPENSES	7,634.00	7,634.00	7,634.00	7,634.00	7,634.00	7,634.00	45,804.00
COUNSELLING FEE	0.00	0.00	0.00	0.00	0.00	0.00	0.00
ELECTRICITY	4,765.00	9,420.00	7,781.00	7,014.00	9,862.00	10,289.00	49,131.00
FESTIVAL DECORATION EXPENSES	0.00	0.00	370.00	0.00	0.00	0.00	370.00
FURNITURE, FIXTURES & EQUIPMENT	0.00	0.00	0.00	0.00	0.00	0.00	0.00
MAINTENANCE, REPAIR & INSTALLATION	0.00	0.00	0.00	0.00	0.00	0.00	0.00
DRAINAGE, ELECTRICALS & PUMPS	10,169.33	4,275.00	23,557.39	0.00	4,200.00	12,697.30	54,899.02
SECURITY SYSTEM / SMATV. SYM	504.14	1,008.28	422.00	82.14	504.14	1,348.14	3,868.84
FIRE FIGHTING SYSTEM	0.00	3,600.00	0.00	0.00	0.00	500.00	4,100.00
LIFTS	0.00	7,490.00	8,800.00	0.00	4,400.00	4,400.00	25,000.00
MANAGER'S REMUNERATION 4%	2,740.26	2,810.40	3,395.38	2,020.41	2,516.81	2,944.66	16,427.92
MAINTENANCE FUND 11%	7,535.71	7,728.51	9,337.28	5,556.12	6,921.22	8,097.80	45,176.74
SECURITY GUARD SERVICE CHARGES	44,679.20	35,624.00	35,624.00	35,624.00	35,624.00	35,624.00	222,799.20
PRINTING AND STATIONERY	0.00	0.00	0.00	0.00	0.00	0.00	0.00
LEGAL FEE	0.00	0.00	0.00	0.00	0.00	0.00	0.00
SUNDRY EXPENSES	604.80	1,142.82	540.00	0.00	540.00	967.94	3,795.56
TELEPHONE	150.00	156.00	156.00	156.00	156.00	156.00	930.00
WATER FEE	0.00	0.00	0.00	0.00	0.00	0.00	0.00
TOTAL EXPENSES	127,907.42	136,470.20	138,087.77	96,578.93	114,347.69	147,085.11	780,477.12
SURPLUS / (DEFICIT) FOR THE PERIOD	(20,451.02)	(29,013.80)	(30,631.37)	10,877.47	(6,891.29)	(39,628.71)	(135,738.72)
SURPLUS B/F FROM 1/1/2016	194,329.19	173,878.17	144,864.37	94,233.00	105,110.47	98,219.18	194,329.19
BALANCE C/F	173,878.17	144,864.37	94,233.00	105,110.47	98,219.18	58,590.47	58,590.47

*報表內的1月至5月數據是由前會計公司提供，有待執業會計師核實後方可作準，最後賬目或會因應會計師意見作出調整。
 如有任何查詢可致電2491 7234與本部聯絡。

HONG KONG GARDENS - BLOCK 4
 葵翠花園第四座
 STATEMENT OF COMPREHENSIVE INCOME
 收支報告表
 (FORMERLY KNOWN AS INCOME & EXPENDITURE ACCOUNT)

1-62016
TOTAL總計

	Jan-16 (一月)	Feb-16 (二月)	Mar-16 (三月)	Apr-16 (四月)	May-16 (五月)	Jun-16 (六月)	1-62016 TOTAL總計
INCOME:							
收入							
MANAGEMENT FEE RECEIVED	104,760.00	104,760.00	104,760.00	104,760.00	104,760.00	104,760.00	628,560.00
ADD: LEGAL FEE RECOVERY	0.00	0.00	0.00	0.00	0.00	0.00	0.00
ADD: INTEREST RECEIVED	0.00	0.00	0.00	0.00	0.00	0.00	0.00
LESS: SINKING FUND	(5,238.00)	(5,238.00)	(5,238.00)	(5,238.00)	(5,238.00)	(5,238.00)	(31,428.00)
REBATE	0.00	0.00	0.00	0.00	0.00	0.00	0.00
	99,522.00	99,522.00	99,522.00	99,522.00	99,522.00	99,522.00	597,132.00
EXPENSES:							
減: 支出							
APPORTIONMENT OF GARDENS EXPENSES	49,124.98	55,671.09	60,470.72	38,492.26	41,989.52	62,426.27	308,174.84
AUDITORS REMUNERATION	0.00	0.00	0.00	0.00	0.00	0.00	0.00
CLEANING EXPENSES	7,634.00	7,634.00	7,634.00	7,634.00	7,634.00	7,634.00	45,804.00
CONSULTING FEE	0.00	0.00	0.00	0.00	0.00	0.00	0.00
ELECTRICITY	7,352.00	7,283.00	5,877.00	6,223.00	7,465.00	10,645.00	44,845.00
FESTIVAL DECORATION EXPENSES	0.00	378.00	370.00	0.00	0.00	0.00	748.00
FURNITURE, FIXTURES & EQUIPMENT	0.00	0.00	0.00	0.00	0.00	0.00	0.00
MAINTENANCE, REPAIR & INSTALLATION	169.33	25,875.00	8,677.59	0.00	24,000.00	14,448.07	73,169.79
DRAINAGE, ELECTRICALS & PUMPS.	504.14	3,508.28	422.00	82.14	504.14	1,348.14	6,368.84
SECURITY SYSTEM / SMATV. SYM	0.00	3,440.00	0.00	0.00	0.00	500.00	3,940.00
FIRE FIGHTING SYSTEM	0.00	7,400.00	8,800.00	0.00	4,400.00	4,400.00	25,000.00
LIFTS	2,443.76	3,697.92	2,724.02	1,988.77	3,212.93	3,028.93	17,096.33
MANAGER'S REMUNERATION 4%	6,720.28	10,169.27	7,491.04	5,469.11	8,835.55	8,329.55	47,014.80
MAINTENANCE FUND 11%	44,679.20	35,624.00	35,624.00	35,624.00	35,624.00	35,624.00	222,799.20
SECURITY GUARD SERVICE CHARGES	0.00	0.00	0.00	0.00	0.00	0.00	0.00
PRINTING AND STATIONERY	0.00	0.00	0.00	0.00	0.00	0.00	0.00
LEGAL FEE	604.80	1,149.62	540.00	0.00	540.00	967.94	3,802.36
SUNDRY EXPENSES	150.00	156.00	156.00	156.00	156.00	156.00	930.00
TELEPHONE	0.00	0.00	0.00	0.00	0.00	0.00	0.00
WATER FEE	119,382.49	161,986.18	138,786.17	95,669.28	134,361.14	149,507.90	799,693.16
TOTAL EXPENSES	(19,860.49)	(62,464.18)	(39,264.17)	3,852.72	(34,839.14)	(49,985.90)	(202,361.16)
SURPLUS / (DEFICIT) FOR THE PERIOD	392,205.30	372,344.81	309,880.63	270,616.46	274,469.18	239,630.04	392,205.30
SURPLUS B/F FROM 1/1/2016	372,344.81	309,880.63	270,616.46	274,469.18	239,630.04	189,644.14	189,644.14
BALANCE C/F							



*報表內的1月至5月數據是由前會計公司提供，有待執業會計師核實後方可作準，最後賬目或會因應會計師意見作出調整。
 如有任何查詢可致電2491 7234與本部聯絡。

HONG KONG GARDENS - BLOCK 5
 蔘景花園第五座
 STATEMENT OF COMPREHENSIVE INCOME
 收支報告表
 (FORMERLY KNOWN AS INCOME & EXPENDITURE ACCOUNT)

	Jan-16 (一月)	Feb-16 (二月)	Mar-16 (三月)	Apr-16 (四月)	May-16 (五月)	Jun-16 (六月)	1-6/2016 TOTAL總計
INCOME:							
收入							
MANAGEMENT FEE RECEIVED	140,624.00	140,624.00	140,624.00	140,624.00	140,624.00	140,624.00	843,744.00
ADD: BAD DEBT (M.F.) WRITTEN BACK	0.00	0.00	0.00	0.00	0.00	0.00	0.00
ADD: LEGAL FEE RECOVERY	0.00	0.00	0.00	434.20	0.00	0.00	434.20
ADD: INTEREST RECEIVED	0.00	0.00	0.00	0.00	0.00	0.00	0.00
LESS: PROVISION FOR BAD DEBT - M.F.	(7,031.20)	(7,031.20)	(7,031.20)	(7,031.20)	(7,031.20)	(7,031.20)	(42,187.20)
LESS: SINKING FUND	0.00	0.00	0.00	0.00	0.00	0.00	0.00
REBATE	133,592.80	133,592.80	133,592.80	134,027.00	133,592.80	133,592.80	801,991.00
EXPENSES:							
減: 支出							
APPORTIONMENT OF GARDENS EXPENSES	61,581.17	69,787.12	75,803.75	48,252.40	52,636.43	78,255.15	386,316.02
AUDITORS REMUNERATION	0.00	0.00	0.00	0.00	0.00	0.00	0.00
CLEANING EXPENSES	7,634.00	7,634.00	7,634.00	7,634.00	7,634.00	7,634.00	45,804.00
COUNSELLING FEE	0.00	0.00	0.00	0.00	0.00	0.00	0.00
ELECTRICITY	12,992.00	11,375.00	9,265.00	9,974.00	12,048.00	16,792.00	72,446.00
FESTIVAL DECORATION EXPENSES	0.00	0.00	370.00	0.00	0.00	0.00	370.00
FURNITURE, FIXTURES & EQUIPMENT	0.00	0.00	0.00	0.00	0.00	0.00	0.00
LEGAL FEE	0.00	0.00	0.00	0.00	0.00	0.00	0.00
MAINTENANCE, REPAIR & INSTALLATION	8,569.34	39,875.00	20,697.39	595.00	4,795.00	17,008.07	91,539.80
DRAINAGE, ELECTRICALS & PUMPS.	769.14	1,538.28	687.00	82.14	769.14	2,143.14	5,988.84
SECURITY SYSTEM / SMARTV. SYM	0.00	16,120.00	0.00	0.00	4,800.00	500.00	21,420.00
FIRE FIGHTING SYSTEM	0.00	7,400.00	8,800.00	0.00	4,400.00	4,400.00	25,000.00
LIFTS	3,031.17	4,864.09	3,364.54	2,162.61	2,844.25	3,426.73	19,693.39
MANAGER'S REMUNERATION 4%	8,335.72	13,376.24	9,252.47	5,947.17	7,821.68	9,423.50	54,156.78
MAINTENANCE FUND 11%	44,679.20	35,624.00	35,624.00	35,624.00	35,624.00	35,624.00	222,799.20
SECURITY GUARD SERVICE CHARGES	0.00	0.00	0.00	0.00	0.00	0.00	0.00
PRINTING AND STATIONERY	985.60	1,879.94	880.00	0.00	880.00	1,410.99	6,036.53
SUNDRY EXPENSES	150.00	156.00	156.00	156.00	156.00	156.00	930.00
TELEPHONE	0.00	0.00	0.00	0.00	0.00	0.00	0.00
WATER FEE	0.00	0.00	0.00	0.00	0.00	0.00	0.00
TOTAL EXPENSES	148,721.34	209,629.67	172,534.15	110,427.32	134,408.50	176,773.58	952,500.56
SURPLUS / (DEFICIT) FOR THE PERIOD	(15,134.54)	(76,036.87)	(38,941.35)	23,599.68	(815.70)	(43,180.78)	(150,509.56)
SURPLUS B/F FROM 1/1/2016	214,589.96	199,455.42	123,418.55	84,477.20	108,076.88	107,261.18	214,589.96
BALANCE C/F	199,455.42	123,418.55	84,477.20	108,076.88	107,261.18	64,080.40	64,080.40

*報表內的1月至5月數據是由前會計公司提供，有待執業會計師核實後方可作準，最後賬目或會因應會計師意見作出調整。
 如有任何查詢可致電2491 7234與本部聯絡。





T.L.60
HONG KONG GARDENS - BLOCK 6
葵翠花園第六座
STATEMENT OF COMPREHENSIVE INCOME
收支報告表
(FORMERLY KNOWN AS INCOME & EXPENDITURE ACCOUNT)

	Jan-16 (一月)	Feb-16 (二月)	Mar-16 (三月)	Apr-16 (四月)	May-16 (五月)	Jun-16 (六月)	1-6/2016 TOTAL總計
收入							
管理費收入	110,352.00	110,352.00	110,352.00	110,352.00	110,352.00	110,352.00	662,112.00
收回管理費賬項	0.00	0.00	0.00	0.00	0.00	0.00	0.00
訴訟費收入	0.00	0.00	0.00	0.00	0.00	0.00	0.00
利息收入	0.00	0.00	0.00	0.00	0.00	0.00	0.00
管理費賬項撥備	(5,517.60)	(5,517.60)	(5,517.60)	(5,517.60)	(5,517.60)	(5,517.60)	(33,105.60)
減: 儲備基金	9,000.00	9,000.00	9,000.00	9,000.00	9,000.00	9,000.00	54,000.00
電訊台收入	0.00	0.00	0.00	0.00	0.00	0.00	0.00
減: 電訊物業稅	0.00	0.00	0.00	0.00	0.00	0.00	0.00
油公司回贈	113,834.40	113,834.40	113,834.40	113,834.40	113,834.40	113,834.40	683,006.40
EXPENSES:							
減: 支出	61,581.17	69,787.12	75,803.75	48,252.40	52,636.43	78,255.15	386,316.02
公共費用之分攤	0.00	0.00	0.00	0.00	0.00	0.00	0.00
核數費	7,634.00	7,634.00	7,634.00	7,634.00	7,634.00	7,634.00	45,804.00
清潔費	0.00	0.00	0.00	0.00	0.00	0.00	0.00
諮詢費	13,405.00	10,744.00	9,509.00	9,818.00	11,050.00	15,100.00	69,626.00
電費	0.00	0.00	370.00	0.00	0.00	0.00	370.00
節日裝飾	0.00	0.00	0.00	0.00	0.00	0.00	0.00
傢俬及設備	810.00	0.00	0.00	0.00	0.00	0.00	1,620.00
差餉	33,864.34	32,621.00	21,383.39	1,100.00	4,200.00	13,620.07	106,788.80
保養維修	769.14	1,538.28	687.00	82.14	769.14	2,143.14	5,988.84
水電, 保養維修	0.00	5,320.00	0.00	0.00	0.00	500.00	5,820.00
保安系統/ 攝影機	0.00	7,400.00	8,800.00	0.00	4,400.00	4,400.00	25,000.00
消防保養	4,091.89	4,116.62	3,401.74	2,208.97	2,588.53	3,223.53	19,631.28
升降機	11,252.70	11,320.71	9,354.77	6,074.66	7,118.45	8,864.70	53,985.99
管理酬金 4%	44,679.20	35,624.00	35,624.00	35,624.00	35,624.00	35,624.00	222,799.20
維修基金 11%	0.00	0.00	0.00	0.00	0.00	0.00	0.00
保安費	0.00	0.00	0.00	0.00	0.00	0.00	0.00
印刷及廣告費	0.00	0.00	0.00	0.00	0.00	0.00	0.00
訴訟費	0.00	0.00	0.00	0.00	0.00	0.00	0.00
什項支出	985.60	1,878.24	880.00	0.00	880.00	1,410.99	6,034.83
交通費	0.00	0.00	0.00	0.00	0.00	0.00	0.00
電話費	150.00	156.00	156.00	156.00	156.00	156.00	930.00
水費	0.00	0.00	0.00	0.00	0.00	0.00	0.00
總支出	179,223.04	188,139.97	173,603.65	111,760.17	127,036.55	170,931.58	950,714.96
本期盈餘(赤字)	(65,388.64)	(74,305.57)	(59,769.25)	2,074.23	(13,222.15)	(57,097.18)	(267,708.56)
承上結存	928,476.71	863,088.07	788,782.50	729,013.25	731,087.48	717,865.33	928,476.71
累積盈餘	863,088.07	788,782.50	729,013.25	731,087.48	717,865.33	660,768.15	660,768.15

*報表內的1月至5月數據是由前會計公司提供，有待執業會計師核實後方可作準，最後賬目或會因應會計師意見作出調整。
 如有任何查詢可致電2491 7234與本部聯絡。

T.L.60

HONG KONG GARDENS - BLOCK 7
STATEMENT OF COMPREHENSIVE INCOME
(FORMERLY KNOWN AS INCOME & EXPENDITURE ACCOUNT)

葵景花園第七座
收支報告
(FORMERLY KNOWN AS INCOME & EXPENDITURE ACCOUNT)

	Jan-16 (一月)	Feb-16 (二月)	Mar-16 (三月)	Apr-16 (四月)	May-16 (五月)	Jun-16 (六月)	1-6/2016 TOTAL 總計
INCOME:							
收入							
MANAGEMENT FEE RECEIVED	160,600.00	160,600.00	160,600.00	160,600.00	160,600.00	160,600.00	963,600.00
ADD: LEGAL FEE RECOVERY	0.00	0.00	0.00	0.00	0.00	0.00	0.00
LESS: SINKING FUND	(8,030.00)	(8,030.00)	(8,030.00)	(8,030.00)	(8,030.00)	(8,030.00)	(48,180.00)
REBATE	0.00	0.00	0.00	0.00	0.00	0.00	0.00
	152,570.00	152,570.00	152,570.00	152,570.00	152,570.00	152,570.00	915,420.00
EXPENSES:							
減: 支出							
APPORTIONMENT OF GARDENS EXPENSES							
AUDITORS REMUNERATION	83,134.57	94,212.61	102,335.06	65,140.74	71,059.19	105,644.46	521,526.63
CLEANING EXPENSES	0.00	0.00	0.00	0.00	0.00	0.00	0.00
COUNSELLING FEE	7,634.00	7,634.00	7,634.00	7,634.00	7,634.00	7,634.00	45,804.00
ELECTRICITY	0.00	0.00	0.00	0.00	0.00	0.00	0.00
FESTIVAL DECORATION EXPENSES	14,154.00	9,909.00	11,610.00	9,962.00	10,160.00	14,134.00	69,929.00
FURNITURE, FIXTURES & EQUIPMENT	0.00	0.00	370.00	0.00	0.00	0.00	370.00
MAINTENANCE, REPAIR & INSTALLATION	0.00	0.00	0.00	0.00	0.00	0.00	0.00
DRAINAGE, ELECTRICALS & PUMPS	7,445.00	10,550.00	17,856.44	0.00	6,815.00	13,017.83	55,684.27
SECURITY SYSTEM / SMARTV. SYM	597.15	2,844.30	6,395.00	82.15	597.15	1,627.14	12,142.89
FIRE FIGHTING SYSTEM	0.00	5,740.00	0.00	0.00	0.00	500.00	6,240.00
LIFTS	0.00	5,980.00	13,600.00	0.00	6,800.00	13,600.00	39,980.00
MANAGER'S REMUNERATION 4%	3,012.94	3,190.31	3,733.10	2,168.06	2,734.73	3,503.37	18,362.51
MAINTENANCE FUND 11%	8,285.59	8,773.35	10,321.02	5,962.16	7,520.50	9,634.27	50,496.90
SECURITY GUARD SERVICE CHARGES	44,579.20	35,624.00	35,624.00	35,624.00	35,624.00	35,624.00	222,799.20
PRINTING AND STATIONERY	0.00	0.00	0.00	0.00	0.00	0.00	0.00
LEGAL FEE	0.00	0.00	0.00	0.00	0.00	0.00	0.00
SUNDRY EXPENSES	739.20	1,398.48	660.00	0.00	660.00	1,369.32	4,827.00
TELEPHONE	75.00	78.00	78.00	78.00	78.00	78.00	465.00
WATER FEE	0.00	0.00	0.00	821.30	0.00	0.00	821.30
TOTAL EXPENSES	169,756.65	185,934.06	210,236.62	127,472.41	149,682.57	206,366.39	1,049,448.70
SURPLUS / (DEFICIT) FOR THE PERIOD	(17,186.65)	(33,364.06)	(57,666.62)	25,097.59	2,887.43	(53,796.39)	(134,028.70)
SURPLUS B/F FROM 1/1/2016	301,579.75	284,393.10	251,029.04	193,362.42	218,460.01	221,347.44	301,579.75
BALANCE C/F	284,393.10	251,029.04	193,362.42	218,460.01	221,347.44	167,551.05	167,551.05

*報表內的1月至5月數據是由前會計公司提供，有待執業會計師核實後方可作準，最後賬目或會因應會計師意見作出調整。
如有任何查詢可致電2491 7234與本部聯絡。

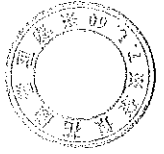


HONG KONG GARDENS - BLOCK 8
葵翠花園第八座
STATEMENT OF COMPREHENSIVE INCOME
收支報告表
(FORMERLY KNOWN AS INCOME & EXPENDITURE ACCOUNT)

1-6/2016
TOTAL 總計

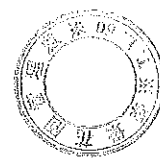
	Jan-16 (一月)	Feb-16 (二月)	Mar-16 (三月)	Apr-16 (四月)	May-16 (五月)	Jun-16 (六月)	1-6/2016 TOTAL 總計
INCOME:							
收入							
MANAGEMENT FEE RECEIVED	160,600.00	160,600.00	160,600.00	160,600.00	160,600.00	160,600.00	963,600.00
ADD: LEGAL FEE RECOVERY	0.00	0.00	0.00	0.00	0.00	0.00	0.00
ADD: INTEREST RECEIVED	0.00	0.00	0.00	0.00	0.00	0.00	0.00
LESS: SINKING FUND	(8,030.00)	(8,030.00)	(8,030.00)	(8,030.00)	(8,030.00)	(8,030.00)	(48,180.00)
REBATE	0.00	0.00	0.00	0.00	0.00	0.00	0.00
	152,570.00	152,570.00	152,570.00	152,570.00	152,570.00	152,570.00	915,420.00
EXPENSES:							
減: 支出							
APPORTIONMENT OF GARDENS EXPENSES	83,134.57	94,212.61	102,335.06	65,140.74	71,059.19	105,644.46	521,526.63
AUDITORS REMUNERATION	0.00	0.00	0.00	0.00	0.00	0.00	0.00
CLEANING EXPENSES	7,634.00	7,634.00	7,634.00	7,634.00	7,634.00	7,634.00	45,804.00
CONSULTING FEE	0.00	0.00	0.00	0.00	0.00	0.00	0.00
ELECTRICITY	14,584.00	10,485.00	9,588.00	9,670.00	11,478.00	14,928.00	70,733.00
FESTIVAL DECORATION EXPENSES	0.00	378.00	370.00	0.00	0.00	0.00	748.00
FURNITURE, FIXTURES & EQUIPMENT	0.00	0.00	0.00	0.00	0.00	0.00	0.00
MAINTENANCE, REPAIR & INSTALLATION	6,600.00	12,000.00	8,556.44	0.00	6,615.00	15,297.83	49,069.27
DRAINAGE, ELECTRICALS & PUMPS.	597.15	1,194.30	515.00	82.15	597.15	1,627.14	4,612.89
SECURITY SYSTEM / SMATV. SYM	0.00	5,020.00	0.00	0.00	0.00	500.00	5,520.00
FIRE FIGHTING SYSTEM	0.00	5,980.00	13,600.00	0.00	6,800.00	13,600.00	39,980.00
LIFTS	2,996.34	3,196.79	3,066.21	2,128.58	2,785.69	3,626.33	17,795.94
MANAGER'S REMUNERATION 4%	8,239.94	8,791.18	8,432.09	5,853.59	7,660.64	9,972.41	48,949.85
MAINTENANCE FUND 11%	44,679.20	35,624.00	35,624.00	35,624.00	35,624.00	35,624.00	222,799.20
SECURITY GUARD SERVICE CHARGES	0.00	0.00	0.00	0.00	0.00	0.00	0.00
PRINTING AND STATIONERY	0.00	0.00	0.00	0.00	0.00	0.00	0.00
LEGAL FEE	0.00	0.00	0.00	0.00	0.00	0.00	0.00
SUNDRY EXPENSES	739.20	1,526.48	689.90	0.00	816.00	1,369.32	5,140.90
TRAVELLING	0.00	0.00	0.00	0.00	0.00	0.00	0.00
TELEPHONE	75.00	78.00	78.00	78.00	78.00	78.00	465.00
WATER FEE	0.00	0.00	0.00	126.30	0.00	0.00	126.30
TOTAL EXPENSES	169,279.40	186,120.36	190,488.70	126,337.36	151,147.67	209,901.49	1,033,274.98
SURPLUS / (DEFICIT) FOR THE PERIOD	(16,709.40)	(33,550.36)	(37,918.70)	26,232.64	1,422.33	(57,331.49)	(117,854.98)
SURPLUS B/F FROM 1/1/2016	303,555.84	286,846.44	253,296.08	215,377.38	241,610.02	243,032.35	303,555.84
BALANCE C/F	286,846.44	253,296.08	215,377.38	241,610.02	243,032.35	185,700.86	185,700.86

*報表內的1月至5月數據是由前會計公司提供，有待執業會計師核實後方可作準，最後賬目或會因應會計師意見作出調整。
如有任何查詢可致電2491 7234與本部聯絡。



HONG KONG GARDENS - BLOCK 9
 葵翠花園第九座
 STATEMENT OF COMPREHENSIVE INCOME
 收支報告表
 (FORMERLY KNOWN AS INCOME & EXPENDITURE ACCOUNT)

	Jan-16 (一月)	Feb-16 (二月)	Mar-16 (三月)	Apr-16 (四月)	May-16 (五月)	Jun-16 (六月)	1-6/2016 TOTAL總計
INCOME:							
收入							
MANAGEMENT FEE RECEIVED	160,600.00	160,600.00	160,600.00	160,600.00	160,600.00	160,600.00	963,600.00
ADD: LEGAL FEE RECOVERY	0.00	0.00	0.00	1,034.20	0.00	0.00	1,034.20
LESS: SINKING FUND	(8,030.00)	(8,030.00)	(8,030.00)	(8,030.00)	(8,030.00)	(8,030.00)	(48,180.00)
REBATE	0.00	0.00	0.00	0.00	0.00	0.00	0.00
	152,570.00	152,570.00	152,570.00	153,604.20	152,570.00	152,570.00	916,454.20
EXPENSES:							
減: 支出							
APPORTIONMENT OF GARDENS EXPENSES	83,134.57	94,212.61	102,335.06	65,140.74	71,059.19	105,644.46	521,526.63
AUDITORS REMUNERATION	0.00	0.00	0.00	0.00	0.00	0.00	0.00
CLEANING EXPENSES	7,634.00	7,634.00	7,634.00	7,634.00	7,634.00	7,634.00	45,804.00
COUNSELLING FEE	0.00	0.00	0.00	0.00	0.00	0.00	0.00
GARDENING EXPENSES	0.00	0.00	0.00	0.00	0.00	0.00	0.00
ELECTRICITY	13,685.00	10,644.00	9,749.00	9,658.00	11,356.00	15,698.00	70,790.00
FESTIVAL DECORATION EXPENSES	0.00	0.00	370.00	0.00	0.00	0.00	370.00
FURNITURE, FIXTURES & EQUIPMENT	0.00	0.00	0.00	0.00	0.00	0.00	0.00
MAINTENANCE, REPAIR & INSTALLATION	0.00	0.00	0.00	0.00	0.00	0.00	0.00
DRAINAGE, ELECTRICALS & PUMPS.	0.00	4,200.00	17,556.44	0.00	4,215.00	12,799.83	38,771.27
SECURITY SYSTEM / SMATV. SYM	597.15	1,194.30	515.00	82.15	597.15	1,627.14	4,612.89
FIRE FIGHTING SYSTEM	0.00	5,530.00	0.00	0.00	0.00	500.00	6,030.00
LIFTS	0.00	5,980.00	13,600.00	0.00	6,800.00	13,600.00	39,980.00
MANAGER'S REMUNERATION 4%	2,696.38	2,955.11	3,431.46	2,136.52	2,678.57	3,557.21	17,455.25
MAINTENANCE FUND 11%	7,415.05	8,126.54	9,436.51	5,875.44	7,366.06	9,782.33	48,001.93
SECURITY GUARD SERVICE CHARGES	44,679.20	35,624.00	35,624.00	35,624.00	35,624.00	35,624.00	222,799.20
PRINTING AND STATIONERY	0.00	0.00	0.00	0.00	0.00	0.00	0.00
SUNDRY EXPENSES	739.20	2,993.38	660.00	0.00	660.00	1,369.32	6,421.90
TELEPHONE	75.00	78.00	78.00	78.00	78.00	78.00	465.00
WATER FEE	0.00	0.00	0.00	336.90	0.00	0.00	336.90
TOTAL EXPENSES	160,655.55	179,171.94	200,989.47	126,565.75	148,067.97	207,914.29	1,023,364.97
SURPLUS / (DEFICIT) FOR THE PERIOD	(8,085.55)	(26,601.94)	(48,419.47)	27,038.45	4,502.03	(55,344.29)	(106,910.77)
SURPLUS B/F FROM 1/1/2016	103,096.38	95,010.83	68,408.89	19,989.42	47,027.87	51,529.90	103,096.38
BALANCE C/F	95,010.83	68,408.89	19,989.42	47,027.87	51,529.90	(3,814.39)	(3,814.39)



*報表內的1月至5月數據是由前會計公司提供，有待執業會計師核實後方可作準，最後賬目或會因應會計師意見作出調整。
 如有任何查詢可致電2491 7234與本部聯絡。

TL66
 HONG KONG GARDENS - BLOCK 10
 豪景花園第十座
 STATEMENT OF COMPREHENSIVE INCOME
 收支帳目表
 (FORMERLY KNOWN AS INCOME & EXPENDITURE ACCOUNT)

	Jan-16 (一月)	Feb-16 (二月)	Mar-16 (三月)	Apr-16 (四月)	May-16 (五月)	Jun-16 (六月)	1-6/2016 TOTAL總計
INCOME:							
收入							
MANAGEMENT FEE RECEIVED	168,696.00	168,696.00	168,696.00	168,696.00	168,696.00	168,696.00	1,012,176.00
ADD: BAD DEBT (M.F.) WRITTEN BACK	0.00	0.00	0.00	0.00	0.00	0.00	0.00
ADD: LEGAL FEE RECOVERY	0.00	0.00	0.00	0.00	0.00	0.00	0.00
ADD: INTEREST RECEIVED	0.00	0.00	0.00	0.00	0.00	0.00	0.00
LESS: IMPAIRMENT LOSSES FOR M.F.							
LESS: SINKING FUND	(8,434.80)	(8,434.80)	(8,434.80)	(8,434.80)	(8,434.80)	(8,434.80)	(50,608.80)
LESS: SINKING FUND REBATE	0.00	0.00	0.00	0.00	0.00	0.00	0.00
油公司回贈	160,261.20	160,261.20	160,261.20	160,261.20	160,261.20	160,261.20	961,567.20
EXPENSES:							
減: 支出							
APPORTIONMENT OF GARDENS EXPENSES	83,134.57	94,212.61	102,335.06	65,140.74	71,059.19	105,644.46	521,526.63
AUDITORS REMUNERATION	0.00	0.00	0.00	0.00	0.00	0.00	0.00
CLEANING EXPENSES	7,634.00	7,634.00	7,634.00	7,634.00	9,074.00	7,654.00	47,244.00
COUNSELLING FEE	0.00	0.00	0.00	0.00	0.00	0.00	0.00
GARDENING EXPENSES	14,571.00	10,337.00	10,042.00	9,743.00	11,735.00	14,684.00	71,112.00
ELECTRICITY	0.00	0.00	370.00	0.00	0.00	0.00	370.00
FESTIVAL DECORATION EXPENSES	0.00	0.00	0.00	0.00	0.00	0.00	0.00
FURNITURE, FIXTURES & EQUIPMENT	0.00	0.00	0.00	0.00	0.00	0.00	0.00
LEGAL FEE	0.00	0.00	0.00	0.00	0.00	0.00	0.00
MAINTENANCE, REPAIR & INSTALLATION	0.00	0.00	0.00	0.00	0.00	0.00	0.00
SECURITY SYSTEM / SMATV. SYM	597.15	3,694.30	1,415.00	82.15	597.15	1,627.14	8,012.89
FIRE FIGHTING SYSTEM	0.00	35,500.00	0.00	0.00	4,800.00	500.00	40,800.00
LIFTS	2,731.82	5,980.00	13,600.00	0.00	6,800.00	13,600.00	39,980.00
MANAGERS REMUNERATION 4%	7,512.51	13,066.63	3,933.58	2,216.38	2,943.33	3,546.01	20,122.62
SECURITY GUARD SERVICE CHARGES	44,679.20	33,624.00	35,624.00	6,095.04	8,094.15	9,751.53	55,337.20
PRINTING AND STATIONERY	0.00	0.00	0.00	0.00	35,624.00	35,624.00	222,799.20
SUNDRY EXPENSES	739.20	1,405.28	660.00	0.00	660.00	1,369.32	4,833.80
TRAVELLING	0.00	0.00	0.00	0.00	0.00	0.00	0.00
TELEPHONE	75.00	78.00	78.00	78.00	78.00	78.00	465.00
WATER FEE	0.00	0.00	0.00	1,853.30	0.00	0.00	1,853.30
TOTAL EXPENSES	161,674.45	230,818.32	215,425.42	128,861.61	155,679.82	207,592.29	1,100,051.91
SURPLUS / (DEFICIT) FOR THE PERIOD	(1,413.25)	(70,557.12)	(55,164.22)	31,399.59	4,581.38	(47,331.09)	(138,484.71)
SURPLUS B/F FROM 1/1/2016	375,614.72	374,201.47	303,644.35	248,480.13	279,879.72	284,461.10	375,614.72
BALANCE C/F	374,201.47	303,644.35	248,480.13	279,879.72	284,461.10	237,130.01	237,130.01



*報表內的1月至5月數據是由前會計公司提供，有待執業會計師核實後方可作準，最後賬目或會因應會計師意見作出調整。
 如有任何查詢可致電2491 7234與本部聯絡。

HONG KONG GARDENS - BLOCK 11
STATEMENT OF COMPREHENSIVE INCOME
(FORMERLY KNOWN AS INCOME & EXPENDITURE ACCOUNT)

葵景花園第十一期
收支報告表

1-6/2016
TOTAL 總計

	Jan-16 (一月)	Feb-16 (二月)	Mar-16 (三月)	Apr-16 (四月)	May-16 (五月)	Jun-16 (六月)	1-6/2016 TOTAL 總計
INCOME:							
收入							
MANAGEMENT FEE RECEIVED	184,712.00	184,712.00	184,712.00	184,712.00	184,712.00	184,712.00	1,108,272.00
LESS: SINKING FUND	(9,235.60)	(9,235.60)	(9,235.60)	(9,235.60)	(9,235.60)	(9,235.60)	0.00
LESS: SINKING FUND	0.00	0.00	0.00	0.00	0.00	0.00	(53,413.60)
REBATE	175,476.40	175,476.40	175,476.40	175,476.40	175,476.40	175,476.40	1,052,858.40
EXPENSES:							
減: 支出							
APPORTIONMENT OF GARDENS EXPENSES	83,134.57	94,212.61	102,335.06	65,140.74	71,059.19	105,644.46	521,526.63
AUDITORS REMUNERATION	0.00	0.00	0.00	0.00	0.00	0.00	0.00
CLEANING EXPENSES	7,634.00	7,634.00	7,634.00	7,634.00	9,074.00	7,634.00	47,244.00
CONSULTING FEE	0.00	0.00	0.00	0.00	0.00	0.00	0.00
ELECTRICITY	13,970.00	10,190.00	9,714.00	9,486.00	10,990.00	14,219.00	68,569.00
FESTIVAL DECORATION EXPENSES	0.00	0.00	370.00	0.00	0.00	0.00	370.00
FURNITURE, FIXTURES & EQUIPMENT	0.00	0.00	0.00	0.00	0.00	0.00	0.00
GARDENING EXPENSES	0.00	0.00	0.00	0.00	0.00	0.00	0.00
MAINTENANCE, REPAIR & INSTALLATION	0.00	0.00	0.00	0.00	0.00	0.00	0.00
DRAINAGE, ELECTRICALS & PUMPS	0.00	22,275.00	15,156.44	0.00	4,215.00	13,503.83	55,150.27
SECURITY SYSTEM / SMATV. SYM	597.15	1,194.30	3,015.00	82.15	597.15	1,627.14	7,112.89
FIRE FIGHTING SYSTEM	0.00	3,250.00	0.00	0.00	0.00	500.00	3,750.00
LIFTS	0.00	5,980.00	13,600.00	0.00	6,800.00	13,600.00	39,980.00
MANAGER'S REMUNERATION 4%	2,707.78	3,504.54	3,434.06	2,130.76	2,753.49	3,526.21	18,056.84
MAINTENANCE FUND 11%	7,446.40	9,637.49	9,443.66	5,859.60	7,572.09	9,697.08	49,656.32
SECURITY GUARD SERVICE CHARGES	44,679.20	35,624.00	35,624.00	35,624.00	35,624.00	35,624.00	222,799.20
PRINTING AND STATIONERY	0.00	0.00	0.00	0.00	0.00	0.00	0.00
LEGAL FEE	0.00	0.00	0.00	0.00	0.00	0.00	0.00
SUNDRY EXPENSES	739.20	1,388.28	660.00	0.00	1,459.00	1,369.32	5,615.80
TELEPHONE	75.00	78.00	-78.00	78.00	78.00	78.00	465.00
WATER FEE	0.00	0.00	0.00	364.90	0.00	0.00	364.90
TOTAL EXPENSES	160,983.30	194,968.22	201,064.22	126,400.15	150,221.92	207,023.04	1,040,660.85
SURPLUS / (DEFICIT) FOR THE PERIOD	14,493.10	(19,491.82)	(25,587.82)	49,076.25	25,254.48	(31,546.64)	12,197.55
SURPLUS B/F FROM 1/1/2016	126,097.38	140,590.48	121,098.66	95,510.84	144,587.09	169,841.57	126,097.38
BALANCE C/F	140,590.48	121,098.66	95,510.84	144,587.09	169,841.57	138,294.93	138,294.93

*報表內的1月至5月數據是由前會計公司提供，有待執業會計師核實後方可作準，最後賬目或會因應會計師意見作出調整。
如有任何查詢可致電2491 7234與本部聯絡。



TIL 60
 HONG KONG GARDENS - BLOCK 12
 豪景花園 第十二座
 STATEMENT OF COMPREHENSIVE INCOME
 收支綜合報告
 (FORMERLY KNOWN AS INCOME & EXPENDITURE ACCOUNT)

	Jan-16 (一月)	Feb-16 (二月)	Mar-16 (三月)	Apr-16 (四月)	May-16 (五月)	Jun-16 (六月)	1-6/2016 TOTAL 總計
INCOME:							
收入							
MANAGEMENT FEE RECEIVED	168,696.00	168,696.00	168,696.00	168,696.00	168,696.00	168,696.00	1,012,176.00
ADD: LEGAL FEE RECOVERY	0.00	0.00	0.00	0.00	0.00	0.00	0.00
ADD: INTEREST RECEIVED	0.00	0.00	0.00	0.00	0.00	0.00	0.00
LESS: PROVISION FOR BAD DEBT - M.F.	0.00	0.00	0.00	0.00	0.00	0.00	0.00
LESS: SINKING FUND	(8,434.80)	(8,434.80)	(8,434.80)	(8,434.80)	(8,434.80)	(8,434.80)	(50,608.80)
LESS: SINKING FUND	0.00	0.00	0.00	0.00	0.00	0.00	0.00
REBATE	160,261.20	160,261.20	160,261.20	160,261.20	160,261.20	160,261.20	961,567.20
EXPENSES:							
減: 支出							
APPORTIONMENT OF GARDENS EXPENSES	83,134.57	94,212.61	102,335.06	65,140.74	71,059.19	105,644.46	521,526.63
AUDITORS REMUNERATION	0.00	0.00	0.00	0.00	0.00	0.00	0.00
CLEANING EXPENSES	7,634.00	7,634.00	7,634.00	7,634.00	9,074.00	7,634.00	47,244.00
COUNSELLING FEE	0.00	0.00	0.00	0.00	0.00	0.00	0.00
GARDENING EXPENSES	0.00	0.00	0.00	0.00	0.00	0.00	0.00
ELECTRICITY	13,438.00	9,715.00	10,425.00	9,413.00	12,445.00	15,233.00	70,569.00
FESTIVAL DECORATION EXPENSES	0.00	508.00	370.00	0.00	0.00	0.00	878.00
FURNITURE, FIXTURES & EQUIPMENT	0.00	0.00	0.00	0.00	0.00	0.00	0.00
MAINTENANCE, REPAIR & INSTALLATION	0.00	0.00	0.00	0.00	0.00	0.00	0.00
DRAINAGE, ELECTRICALS & PUMPS	875.00	11,475.00	9,406.44	200.00	5,075.00	13,053.83	40,085.27
SECURITY SYSTEM / SMARTV. SYM	597.15	1,194.50	515.00	82.15	597.15	1,627.14	4,612.89
FIRE FIGHTING SYSTEM	0.00	2,870.00	0.00	0.00	0.00	500.00	3,370.00
LIFTS	0.00	5,980.00	13,600.00	0.00	6,800.00	13,600.00	39,980.00
MANAGER'S REMUNERATION 4%	2,721.50	3,058.60	3,132.50	2,136.97	2,814.13	3,548.77	17,412.47
MAINTENANCE FUND 11%	7,484.13	8,411.14	8,614.37	5,876.67	7,738.85	9,759.12	47,884.28
SECURITY GUARD SERVICE CHARGES	44,679.20	35,624.00	35,624.00	35,624.00	35,624.00	35,624.00	222,799.20
PRINTING AND STATIONERY	0.00	0.00	0.00	0.00	0.00	0.00	0.00
LEGAL FEE	0.00	0.00	0.00	0.00	0.00	0.00	0.00
SUNDRY EXPENSES	739.20	1,386.58	660.00	0.00	660.00	1,369.32	4,815.10
TRAVELLING	0.00	0.00	0.00	0.00	0.00	0.00	0.00
TELEPHONE	75.00	78.00	78.00	78.00	78.00	78.00	465.00
WATER FEE	0.00	0.00	0.00	393.10	0.00	0.00	393.10
TOTAL EXPENSES	161,377.75	182,147.23	192,394.37	126,578.63	151,965.32	207,671.64	1,022,134.94
SURPLUS / (DEFICIT) FOR THE PERIOD	(1,116.55)	(21,886.03)	(32,133.17)	33,682.57	8,295.88	(47,410.44)	(60,567.74)
SURPLUS B/F FROM 1/1/2016	209,213.15	208,096.60	186,210.57	154,077.40	187,759.97	196,052.85	209,213.15
BALANCE C/F	208,096.60	186,210.57	154,077.40	187,759.97	196,052.85	148,645.41	148,645.41

*報表內的1月至5月數據是由前會計公司提供，有待執業會計師核實後方可作準，最後賬目或會因應會計師意見作出調整。如有任何查詢可致電2491 7234與本部聯絡。





T.L.60
 HONG KONG GARDENS - BLOCK 13
 STATEMENT OF COMPREHENSIVE INCOME
 (FORMERLY KNOWN AS INCOME & EXPENDITURE ACCOUNT)

荃荳花園 第十三座
 收支報告表

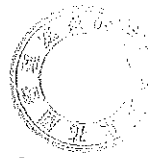
	Jan-16 (一月)	Feb-16 (二月)	Mar-16 (三月)	Apr-16 (四月)	May-16 (五月)	Jun-16 (六月)	1-6/2016 TOTAL 總計
INCOME:							
收入							
MANAGEMENT FEE RECEIVED	118,848.00	118,848.00	118,848.00	118,848.00	118,848.00	118,848.00	713,088.00
ADD: LEGAL FEE RECOVERY	0.00	0.00	0.00	0.00	0.00	0.00	0.00
ADD: BAD DEBT (M.F.) WRITTEN BACK							0.00
LESS: IMPAIRMENT LOSSES FOR M.F.							0.00
LESS: SINKING FUND							0.00
LESS: SINKING FUND							0.00
	(5,942.40)	(5,942.40)	(5,942.40)	(5,942.40)	(5,942.40)	(5,942.40)	(35,654.40)
	112,905.60	112,905.60	112,905.60	112,905.60	112,905.60	112,905.60	677,433.60
EXPENSES:							
減: 支出							
APPORTIONMENT OF GARDENS EXPENSES	35,269.21	39,968.98	43,414.87	27,655.47	30,146.32	44,818.86	221,253.71
AUDITORS REMUNERATION	0.00	0.00	0.00	0.00	0.00	0.00	0.00
CLEANING EXPENSES	7,634.00	7,634.00	7,634.00	7,634.00	9,074.00	7,634.00	47,244.00
CONSULTING FEE	0.00	0.00	0.00	0.00	0.00	0.00	0.00
ELECTRICITY	6,677.00	7,394.00	6,377.00	6,391.00	8,237.00	10,267.00	45,703.00
FESTIVAL DECORATION EXPENSES	0.00	0.00	370.00	0.00	0.00	0.00	370.00
FURNITURE, FIXTURES & EQUIPMENT	0.00	0.00	0.00	0.00	0.00	0.00	0.00
MAINTENANCE, REPAIR & INSTALLATION	200.00	4,475.00	31,746.44	200.00	4,215.00	12,963.83	53,800.27
DRAINAGE, ELECTRICALS & PUMPS	363.13	726.26	1,181.00	2,582.13	6,413.13	925.14	12,190.79
SECURITY SYSTEM/ SMARTV. SYM	0.00	2,140.00	0.00	0.00	0.00	500.00	2,640.00
FIRE FIGHTING SYSTEM	0.00	5,980.00	13,600.00	0.00	6,800.00	13,600.00	39,980.00
LIFTS	2,401.26	2,592.25	3,893.22	2,177.59	2,835.88	3,289.75	17,189.95
MANAGER'S REMUNERATION 4%	6,603.47	7,128.70	10,706.35	5,988.36	7,798.67	9,046.81	47,272.36
MAINTENANCE FUND 11%	44,679.20	35,624.00	35,624.00	35,624.00	35,624.00	35,624.00	222,799.20
SECURITY GUARD SERVICE CHARGES	0.00	0.00	0.00	0.00	0.00	0.00	0.00
PRINTING AND STATIONERY	0.00	0.00	0.00	0.00	0.00	0.00	0.00
LEGAL FEE	0.00	0.00	0.00	0.00	0.00	0.00	0.00
SUNDRY EXPENSES	403.20	755.08	360.00	0.00	455.90	651.80	2,625.98
TRAVELLING	0.00	0.00	0.00	0.00	0.00	0.00	0.00
TELEPHONE	75.00	78.00	78.00	78.00	78.00	78.00	465.00
WATER FEE	0.00	0.00	1,930.50	0.00	0.00	0.00	1,930.50
TOTAL EXPENSES	104,305.47	114,496.27	155,244.88	90,241.05	111,677.90	139,399.19	715,464.76
SURPLUS / (DEFICIT) FOR THE PERIOD	8,600.13	(1,590.67)	(42,439.28)	22,664.55	1,227.70	(26,493.59)	(38,031.16)
SURPLUS B/F FROM 1/1/2016	(419,363.96)	(410,763.83)	(412,354.50)	(454,793.78)	(432,129.23)	(430,901.53)	(419,363.96)
BALANCE C/F	(410,763.83)	(412,354.50)	(454,793.78)	(432,129.23)	(430,901.53)	(457,395.12)	(457,395.12)

*報表內的1月至5月數據是由前會計公司提供，有待執業會計師核實後方可作準，最後賬目或會因應會計師意見作出調整。
 如有任何查詢可致電2491 7234與本部聯絡。

T.L.60
 HONG KONG GARDENS - BLOCK 14
 豪景花園 第十四座
 STATEMENT OF COMPREHENSIVE INCOME
 收支報告表
 (FORMERLY KNOWN AS INCOME & EXPENDITURE ACCOUNT)

	Jan-16 (一月)	Feb-16 (二月)	Mar-16 (三月)	Apr-16 (四月)	May-16 (五月)	Jun-16 (六月)	1-6/2016 TOTAL總計
INCOME:							
收入							
MANAGEMENT FEE RECEIVED	117,792.00	117,792.00	117,792.00	117,792.00	117,792.00	117,792.00	706,752.00
ADD: BAD DEBT (M.F.) WRITTEN BACK							0.00
LESS: SINKING FUND	(5,889.60)	(5,889.60)	(5,889.60)	(5,889.60)	(5,889.60)	(5,889.60)	(35,937.60)
LESS: SINKING FUND	111,902.40	111,902.40	111,902.40	111,902.40	111,902.40	111,902.40	671,414.40
EXPENSES:							
減: 支出							
APPORTIONMENT OF GARDENS EXPENSES	35,269.21	39,968.98	43,414.87	27,635.47	30,146.32	44,818.86	221,253.71
AUDITORS REMUNERATION	0.00	0.00	0.00	0.00	0.00	0.00	0.00
CLEANING EXPENSES	7,634.00	7,634.00	7,634.00	7,634.00	7,634.00	7,634.00	45,804.00
COUNSELLING FEE	0.00	0.00	0.00	0.00	0.00	0.00	0.00
ELECTRICITY	7,890.62	6,750.22	6,262.35	6,380.00	6,176.56	9,593.00	43,052.75
FESTIVAL DECORATION EXPENSES	0.00	378.00	370.00	0.00	0.00	0.00	748.00
FURNITURE, FIXTURES & EQUIPMENT	0.00	0.00	0.00	0.00	0.00	0.00	0.00
MAINTENANCE, REPAIR & INSTALLATION							
DRAINAGE, ELECTRICALS & PUMPS.	950.00	7,175.00	25,184.45	320.00	4,215.00	12,799.81	54,644.26
SECURITY SYSTEM/SMARTV. SYM	363.13	726.26	281.00	82.13	363.13	1,805.14	3,620.79
FIRE FIGHTING SYSTEM	0.00	1,940.00	0.00	0.00	0.00	500.00	2,440.00
LIFTS	0.00	5,980.00	13,600.00	0.00	6,800.00	13,600.00	39,980.00
MANAGER'S REMUNERATION 4%	2,479.81	2,681.55	3,735.75	2,039.83	2,450.03	3,291.43	16,678.40
MAINTENANCE FUND 11%	6,819.47	7,374.27	10,273.32	5,609.52	6,737.58	9,051.43	45,865.59
SECURITY GUARD SERVICE CHARGES	44,679.20	35,624.00	35,624.00	35,624.00	35,624.00	35,624.00	222,799.20
PRINTING AND STATIONERY	0.00	0.00	0.00	0.00	0.00	0.00	0.00
LEGAL FEE	0.00	0.00	0.00	0.00	0.00	0.00	0.00
SUNDRY EXPENSES	403.20	753.38	360.00	0.00	360.00	651.80	2,528.38
TELEPHONE	75.00	78.00	78.00	78.00	78.00	78.00	465.00
WATER FEE	0.00	0.00	0.00	877.50	0.00	0.00	877.50
TOTAL EXPENSES	106,563.64	117,063.66	150,817.74	86,280.45	100,384.62	139,447.47	700,757.58
SURPLUS / (DEFICIT) FOR THE PERIOD	5,338.76	(5,161.26)	(38,915.34)	25,621.95	11,317.78	(27,545.07)	(29,343.18)
SURPLUS B/F FROM 1/1/2016	(333,605.24)	(328,266.48)	(333,427.74)	(372,343.08)	(346,721.13)	(335,403.35)	(333,605.24)
BALANCE C/F	(328,266.48)	(333,427.74)	(372,343.08)	(346,721.13)	(335,403.35)	(362,948.42)	(362,948.42)

*報表內的1月至5月數據是由前會計公司提供，有待執業會計師核實後方可作準，最後賬目或會因應會計師意見作出調整。
 如有任何查詢可致電2491 7234與本部聯絡。

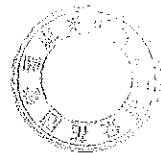


T.L.60

HONG KONG GARDENS - BLOCK 15
 豪景花園 第十五座
 STATEMENT OF COMPREHENSIVE INCOME
 收支報告表
 (FORMERLY KNOWN AS INCOME & EXPENDITURE ACCOUNT)


	Jan-16 (一月)	Feb-16 (二月)	Mar-16 (三月)	Apr-16 (四月)	May-16 (五月)	Jun-16 (六月)	1-6/2016 TOTAL總計
INCOME:							
收入							
管理費收入	90,568.00	90,568.00	90,568.00	90,568.00	90,568.00	90,568.00	543,408.00
LESS: SINKING FUND	(4,528.40)	(4,528.40)	(4,528.40)	(4,528.40)	(4,528.40)	(4,528.40)	(27,170.40)
LESS: SINKING FUND	86,039.60	86,039.60	86,039.60	86,039.60	86,039.60	86,039.60	516,237.60
減: 儲備基金							
減: 儲備基金							
EXPENSES:							
減: 支出							
APPORTIONMENT OF GARDENS EXPENSES	34,429.47	39,017.34	42,381.19	26,977.48	29,428.55	43,751.74	215,985.77
AUDITORS REMUNERATION	0.00	0.00	0.00	0.00	0.00	0.00	0.00
CLEANING EXPENSES	7,634.00	7,634.00	7,634.00	7,634.00	7,634.00	7,634.00	45,804.00
COUNSELLING FEE	0.00	0.00	0.00	0.00	0.00	0.00	0.00
ELECTRICITY	4,997.00	4,030.00	4,731.00	4,024.00	4,792.00	4,583.00	27,157.00
FESTIVAL DECORATION EXPENSES	0.00	1,890.00	2,220.00	0.00	0.00	0.00	4,110.00
FURNITURE, FIXTURES & EQUIPMENT	0.00	0.00	0.00	0.00	0.00	0.00	0.00
MAINTENANCE, REPAIR & INSTALLATION	0.00	0.00	0.00	0.00	0.00	0.00	0.00
DRAINAGE, ELECTRICALS & PUMPS.	0.00	5,000.00	9,437.39	0.00	4,550.00	14,151.00	33,138.39
SECURITY SYSTEM/ SMATV. SYM	270.12	540.24	10,188.00	82.12	270.12	646.14	11,996.74
FIRE FIGHTING SYSTEM	0.00	2,460.00	0.00	0.00	0.00	500.00	2,960.00
MANAGERS REMUNERATION 4%	1,420.38	1,633.41	2,132.10	1,182.08	1,411.92	1,867.18	9,647.07
MAINTENANCE FUND 11%	3,906.05	4,491.87	5,863.26	3,250.73	3,882.79	5,134.74	26,529.44
SECURITY GUARD SERVICE CHARGES	22,339.60	17,812.00	17,812.00	17,812.00	17,812.00	17,812.00	111,399.60
PRINTING AND STATIONERY	0.00	0.00	0.00	0.00	0.00	0.00	0.00
LEGAL FEE	0.00	0.00	0.00	0.00	0.00	0.00	0.00
SUNDRY EXPENSES	268.80	797.62	1,280.00	0.00	240.00	524.85	3,111.27
WATER FEE	0.00	671.30	0.00	0.00	0.00	828.50	1,499.80
TOTAL EXPENSES	75,265.42	85,977.78	103,678.94	60,962.41	70,021.38	97,433.15	493,339.08
SURPLUS / (DEFICIT) FOR THE PERIOD	10,774.18	61.82	(17,639.34)	25,077.19	16,018.22	(11,393.55)	22,898.52
SURPLUS B/F FROM 1/1/2016	92,405.20	103,179.38	103,241.20	85,601.86	110,679.05	126,697.27	92,405.20
BALANCE C/F	103,179.38	103,241.20	85,601.86	110,679.05	126,697.27	115,303.72	115,303.72
累積盈餘							

*報表內的1月至5月數據是由前會計公司提供，有待執業會計師核實後方可作準，最後賬目或會因應會計師意見作出調整。
 如有任何查詢可致電2491 7234與本部聯絡。



T.L.60
HONG KONG GARDENS - BLOCK 16
STATEMENT OF COMPREHENSIVE INCOME
(FORMERLY KNOWN AS INCOME & EXPENDITURE ACCOUNT)

INCOME:	Jan-16 (一月)	Feb-16 (二月)	Mar-16 (三月)	Apr-16 (四月)	May-16 (五月)	Jun-16 (六月)	1-6/2016 TOTAL總計
收入							
管理費收入	151,554.00	151,554.00	151,554.00	151,554.00	151,554.00	151,554.00	909,324.00
ADD: LEGAL FEE RECOVERY	0.00	0.00	0.00	0.00	0.00	0.00	0.00
ADD: INTEREST RECEIVED	0.00	0.00	0.00	0.00	0.00	0.00	0.00
ADD: BAD DEBT (M.F.) WRITTEN BACK							
LESS: SINKING FUND							
LESS: SINKING FUND	(7,577.70)	(7,577.70)	(7,577.70)	(7,577.70)	(7,577.70)	(7,577.70)	(45,466.20)
	143,976.30	143,976.30	143,976.30	143,976.30	143,976.30	143,976.30	863,857.80
EXPENSES:							
減: 支出							
APPORTIONMENT OF GARDENS EXPENSES							
AUDITORS REMUNERATION	68,998.90	78,193.29	84,994.65	54,064.62	58,976.73	87,681.34	432,849.53
CLEANING EXPENSES	0.00	0.00	0.00	0.00	0.00	0.00	0.00
COUNSELLING FEE	7,634.00	7,634.00	7,634.00	7,634.00	9,074.00	7,634.00	47,244.00
ELECTRICITY	7,185.00	7,933.00	7,295.00	6,883.00	8,494.00	11,448.00	49,238.00
FESTIVAL DECORATION EXPENSES	0.00	0.00	370.00	0.00	0.00	0.00	370.00
FURNITURE, FIXTURES & EQUIPMENT	0.00	0.00	0.00	0.00	0.00	0.00	0.00
LEGAL FEE	0.00	0.00	0.00	0.00	0.00	0.00	0.00
MAINTENANCE, REPAIR & INSTALLATION							
DRAINAGE, ELECTRICALS & PUMPS,	1,190.00	18,044.85	29,702.90	17,360.00	4,833.67	18,486.17	89,617.59
SECURITY SYSTEM / SMARTV. SYM	533.15	3,336.97	10,669.67	82.15	1,868.48	1,441.14	17,933.56
FIRE FIGHTING SYSTEM	0.00	4,640.00	0.00	0.00	0.00	500.00	5,140.00
LIFTS	4,900.00	4,900.00	11,800.00	0.00	6,480.00	5,900.00	33,980.00
MANAGER'S REMUNERATION 4%	2,673.92	3,336.41	4,150.14	2,726.95	2,681.29	3,290.49	18,859.20
MAINTENANCE FUND 11%	7,353.27	9,175.14	11,412.89	7,499.10	7,373.54	9,048.84	51,862.78
SECURITY GUARD SERVICE CHARGES	44,679.20	35,624.00	35,624.00	35,624.00	35,624.00	35,624.00	222,799.20
PRINTING AND STATIONERY	0.00	0.00	0.00	0.00	0.00	0.00	0.00
SUNDRY EXPENSES	649.60	1,219.54	580.00	0.00	580.00	1,150.86	4,180.00
TRAVELLING	0.00	0.00	0.00	0.00	0.00	0.00	0.00
TELEPHONE	75.00	78.00	78.00	78.00	78.00	78.00	465.00
WATER FEE	0.00	0.00	0.00	512.50	0.00	0.00	512.50
TOTAL EXPENSES	145,874.04	174,115.20	204,231.25	132,464.32	136,063.71	182,282.84	975,051.36
SURPLUS / (DEFICIT) FOR THE PERIOD	(1,897.74)	(30,138.90)	(60,274.95)	11,511.98	7,912.59	(38,306.54)	(111,193.56)
SURPLUS B/F FROM 1/1/2016	291,715.97	289,818.23	259,679.33	199,404.38	210,916.36	218,828.95	291,715.97
BALANCE C/F	289,818.23	259,679.33	199,404.38	210,916.36	218,828.95	180,522.41	180,522.41



*報表內的1月至5月數據是由前會計公司提供，有待執業會計師核實後方可作準，最後賬目或會因應會計師意見作出調整。
如有任何查詢可致電2491 7234與本部聯絡。

T.L.60
 HONG KONG GARDENS - BLOCK 17
 STATEMENT OF COMPREHENSIVE INCOME
 葵翠花園 第十七座
 收支綜合表
 (FORMERLY KNOWN AS INCOME & EXPENDITURE ACCOUNT)

	Jan-16 (一月)	Feb-16 (二月)	Mar-16 (三月)	Apr-16 (四月)	May-16 (五月)	Jun-16 (六月)	1-6/2016 TOTAL總計
INCOME:							
收入							
MANAGEMENT FEE RECEIVED	159,442.00	159,442.00	159,442.00	159,442.00	159,442.00	159,442.00	956,652.00
ADD: INTEREST RECEIVED	0.00	0.00	0.00	0.00	0.00	0.00	0.00
ADD: LEGAL FEE RECOVERED	0.00	0.00	0.00	0.00	519.68	0.00	519.68
ADD: BAD DEBT (M.F.) WRITTEN BACK	0.00	0.00	0.00	0.00	0.00	0.00	0.00
LESS: IMPAIRMENT LOSSES FOR M.F.							
LESS: SINKING FUND	(7,972.10)	(7,972.10)	(7,972.10)	(7,972.10)	(7,972.10)	(7,972.10)	(47,832.60)
LESS: SINKING FUND	151,469.90	151,469.90	151,469.90	151,469.90	151,989.58	151,469.90	909,339.08
EXPENSES:							
減: 支出							
APPORTIONMENT OF GARDENS EXPENSES	68,998.90	78,193.29	84,934.65	54,064.62	58,976.73	87,681.34	432,849.53
AUDITORS REMUNERATION	0.00	0.00	0.00	0.00	0.00	0.00	0.00
CLEANING EXPENSES	7,634.00	7,634.00	7,634.00	7,634.00	7,634.00	7,634.00	45,804.00
COUNSELLING FEE	0.00	0.00	0.00	0.00	0.00	0.00	0.00
ELECTRICITY	6,629.00	9,415.00	6,642.00	7,274.00	9,521.00	15,077.00	54,558.00
FESTIVAL DECORATION EXPENSES	0.00	508.00	370.00	0.00	0.00	0.00	878.00
FURNITURE, FIXTURES & EQUIPMENT	0.00	0.00	0.00	0.00	0.00	0.00	0.00
MAINTENANCE, REPAIR & INSTALLATION	260.00	53,889.60	36,052.90	8,395.00	4,453.67	13,627.17	116,688.34
DRAINAGE, ELECTRICALS & PUMPS,	535.15	1,536.97	869.67	82.15	1,868.48	1,441.14	6,333.56
SECURITY SYSTEM / SMATV. SYM	0.00	9,440.00	0.00	0.00	0.00	500.00	9,940.00
FIRE FIGHTING SYSTEM	4,900.00	4,900.00	11,800.00	0.00	6,480.00	5,900.00	33,980.00
LIFTS	2,614.48	4,970.34	3,986.02	2,376.12	2,649.57	3,241.29	19,837.82
MANAGER'S REMUNERATION 4%	7,189.81	13,668.44	10,961.56	6,534.34	7,286.31	8,913.54	54,554.00
MAINTENANCE FUND 11%	44,679.20	35,624.00	35,624.00	35,624.00	35,624.00	35,624.00	222,799.20
SECURITY GUARD SERVICE CHARGES	0.00	0.00	0.00	0.00	0.00	0.00	0.00
PRINTING AND STATIONERY	0.00	0.00	0.00	0.00	0.00	0.00	0.00
LEGAL FEE	649.60	1,222.94	580.00	0.00	580.00	1,150.86	4,183.40
SUNDRY EXPENSES	75.00	78.00	78.00	78.00	78.00	78.00	465.00
TELEPHONE	0.00	0.00	0.00	315.90	0.00	0.00	315.90
WATER FEE	144,163.14	221,090.58	199,532.80	122,378.13	135,151.76	180,868.34	1,003,186.75
TOTAL EXPENSES	7,304.76	(69,620.68)	(48,062.90)	29,091.77	16,837.82	(29,398.44)	(93,847.67)
SURPLUS / (DEFICIT) FOR THE PERIOD	400,560.93	407,865.69	338,245.01	290,182.11	319,273.88	336,111.70	400,560.93
SURPLUS B/F FROM 1/1/2016	407,865.69	338,245.01	290,182.11	319,273.88	336,111.70	306,713.26	306,713.26
BALANCE C/F							

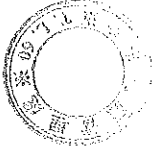


*報表內的1月至5月數據是由前會計公司提供，有待執業會計師核實後方可作準，最後賬目或會因應會計師意見作出調整。
 如有任何查詢可致電2491 7234與本部聯絡。

T.L.60
 HONG KONG GARDENS - BLOCK 18
 葵翠花園 第十八座
 STATEMENT OF COMPREHENSIVE INCOME
 收支報告表
 (FORMERLY KNOWN AS INCOME & EXPENDITURE ACCOUNT)

	Jan-16 (一月)	Feb-16 (二月)	Mar-16 (三月)	Apr-16 (四月)	May-16 (五月)	Jun-16 (六月)	1-6/2016 TOTAL總計
INCOME:							
收入							
MANAGEMENT FEE RECEIVED	166,692.00	166,692.00	166,692.00	166,692.00	166,692.00	166,692.00	1,000,152.00
LESS: SINKING FUND	(8,334.60)	(8,334.60)	(8,334.60)	(8,334.60)	(8,334.60)	(8,334.60)	(50,007.60)
LESS: SINKING FUND	158,357.40	158,357.40	158,357.40	158,357.40	158,357.40	158,357.40	950,144.40
EXPENSES:							
減: 支出							
APPORTIONMENT OF GARDENS EXPENSES	68,998.90	78,193.29	84,934.65	54,064.62	58,976.73	87,681.34	432,849.53
AUDITORS REMUNERATION	0.00	0.00	0.00	0.00	0.00	0.00	0.00
CLEANING EXPENSES	7,634.00	7,634.00	7,634.00	7,634.00	9,074.00	7,634.00	47,244.00
COUNSELLING FEE	0.00	0.00	0.00	0.00	0.00	0.00	0.00
ELECTRICITY	6,801.00	8,742.00	8,872.00	7,666.00	8,052.00	12,294.00	52,427.00
FESTIVAL DECORATION EXPENSES	0.00	508.00	370.00	0.00	0.00	0.00	878.00
FURNITURE, FIXTURES & EQUIPMENT	0.00	0.00	0.00	0.00	0.00	0.00	0.00
MAINTENANCE, REPAIR & INSTALLATION	10,814.00	22,205.70	55,302.91	11,600.00	4,453.66	13,406.07	117,782.34
DRAINAGE, ELECTRICALS & PUMPS.	535.15	1,536.97	869.67	82.15	1,868.48	1,441.14	6,333.56
SECURITY SYSTEM / SMATV. SYM	0.00	8,070.00	0.00	0.00	0.00	500.00	8,570.00
FIRE FIGHTING SYSTEM	4,900.00	4,900.00	11,800.00	0.00	0.00	5,900.00	33,980.00
LIFTS	3,043.52	3,621.14	4,845.22	2,509.89	2,648.41	3,121.12	19,789.30
MANAGERS REMUNERATION 4%	8,369.67	9,958.13	13,324.36	6,902.21	7,283.12	8,583.09	54,420.58
MAINTENANCE FUND 11%	0.00	0.00	0.00	0.00	0.00	0.00	0.00
PRINTING AND STATIONERY	44,679.20	35,624.00	35,624.00	35,624.00	35,624.00	35,624.00	222,799.20
SECURITY GUARD SERVICE CHARGES	0.00	0.00	0.00	0.00	0.00	0.00	0.00
LEGAL FEE	0.00	0.00	0.00	0.00	0.00	0.00	0.00
SUNDRY EXPENSES	649.60	1,229.74	580.00	0.00	580.00	1,150.86	4,190.20
TELEPHONE	75.00	78.00	78.00	78.00	78.00	78.00	465.00
WATER FEE	0.00	0.00	0.00	63.20	0.00	0.00	63.20
TOTAL EXPENSES	156,500.04	182,300.97	224,234.81	126,224.07	135,118.40	177,413.62	1,001,791.91
SURPLUS / (DEFICIT) FOR THE PERIOD	1,857.36	(23,943.57)	(65,877.41)	32,133.33	23,239.00	(19,056.22)	(51,647.51)
SURPLUS B/F FROM 1/1/2016	535,597.09	537,454.45	513,510.88	447,633.47	479,766.80	503,005.80	535,597.09
BALANCE C/F	537,454.45	513,510.88	447,633.47	479,766.80	503,005.80	483,949.58	483,949.58

*報表內的1月至5月數據是由前會計公司提供，有待執業會計師核實後方可作準，最後賬目或會因應會計師意見作出調整。
 如有任何查詢可致電2491 7234與本部聯絡。



HONG KONG GARDENS - BLOCK 19
 葵翠花園 第十九座
 STATEMENT OF COMPREHENSIVE INCOME
 收支報告表
 (FORMERLY KNOWN AS INCOME & EXPENDITURE ACCOUNT)

	Jan-16 (一月)	Feb-16 (二月)	Mar-16 (三月)	Apr-16 (四月)	May-16 (五月)	Jun-16 (六月)	1-6/2016 TOTAL總計
INCOME:							
收入							
MANAGEMENT FEE RECEIVED	139,374.00	139,374.00	139,374.00	139,374.00	139,374.00	139,374.00	836,244.00
ADD: LEGAL FEE RECOVERED	0.00	0.00	0.00	0.00	0.00	0.00	0.00
LESS: PROVISION FOR BAD DEBT - M.F.	(6,968.70)	(6,968.70)	(6,968.70)	(6,968.70)	(6,968.70)	(6,968.70)	(41,812.20)
LESS: SINKING FUND	132,405.30	132,405.30	132,405.30	132,405.30	132,405.30	132,405.30	794,431.80
EXPENSES:							
減: 支出							
APPORTIONMENT OF GARDENS EXPENSES	68,998.90	78,193.29	84,934.65	54,064.62	58,976.73	87,681.34	432,849.53
AUDITORS REMUNERATION	0.00	0.00	0.00	0.00	0.00	0.00	0.00
CLEANING EXPENSES	7,634.00	7,634.00	7,634.00	7,634.00	9,074.00	7,634.00	47,244.00
CONSULTING FEE	0.00	0.00	0.00	0.00	0.00	0.00	0.00
ELECTRICITY	9,910.00	8,899.10	10,568.68	9,571.00	9,700.08	14,782.00	63,430.86
FESTIVAL DECORATION EXPENSES	0.00	0.00	370.00	0.00	0.00	0.00	370.00
FURNITURE, FIXTURES & EQUIPMENT	0.00	0.00	0.00	0.00	0.00	0.00	0.00
INSURANCE	0.00	0.00	4,044.20	0.00	0.00	0.00	4,044.20
GARDENING EXPENSES	0.00	0.00	0.00	0.00	0.00	0.00	0.00
MAINTENANCE, REPAIR & INSTALLATION	0.00	0.00	0.00	0.00	0.00	0.00	0.00
DRAINAGE, ELECTRICALS & PUMPS.	260.00	18,137.08	8,911.24	180.00	13,839.50	13,200.17	54,527.99
SECURITY SYSTEM / SMATV. SYM	11,335.15	1,536.97	869.67	82.15	1,868.48	1,441.14	17,133.56
FIRE FIGHTING SYSTEM	0.00	7,040.00	0.00	0.00	0.00	500.00	7,540.00
WALKIE-TALKIE	0.00	0.00	0.00	0.00	0.00	0.00	0.00
LIFTS	6,300.00	6,300.00	15,000.00	0.00	8,080.00	7,500.00	43,180.00
MANAGER'S REMUNERATION 4%	3,492.29	3,846.23	3,841.86	2,726.19	3,719.41	3,320.90	21,146.88
MAINTENANCE FUND 11%	9,603.81	10,577.13	10,565.12	7,497.01	10,228.38	9,682.47	58,153.92
SECURITY GUARD SERVICE CHARGES	22,339.60	17,812.00	17,812.00	17,812.00	17,812.00	17,812.00	111,399.60
LEGAL FEE	0.00	0.00	0.00	0.00	0.00	0.00	0.00
PRINTING AND STATIONERY	0.00	0.00	0.00	0.00	0.00	0.00	0.00
SALARIES	27,432.35	26,175.00	28,687.35	29,484.00	30,375.45	22,785.00	164,939.15
MPT CONTRIBUTION	1,371.62	1,308.75	1,434.38	1,474.20	1,518.78	1,139.26	8,246.99
SUNDRY EXPENSES	649.60	1,234.84	637.00	0.00	639.00	1,150.86	4,311.30
TELEPHONE	75.00	78.00	78.00	78.00	78.00	78.00	465.00
WATER FEE	0.00	0.00	0.00	1,839.30	0.00	0.00	1,839.30
TOTAL EXPENSES	169,402.32	188,772.39	195,388.15	132,442.47	165,909.81	188,907.14	1,040,822.28
SURPLUS / (DEFICIT) FOR THE PERIOD	(36,997.02)	(56,367.09)	(62,982.85)	(37.17)	(33,504.51)	(56,501.84)	(246,390.48)
SURPLUS B/F	1,336,068.59	1,299,071.57	1,242,704.48	1,179,721.63	1,179,684.46	1,146,179.95	1,336,068.59
BALANCE C/F	1,299,071.57	1,242,704.48	1,179,721.63	1,179,684.46	1,146,179.95	1,089,678.11	1,089,678.11



*報表內的1月至5月數據是由前會計公司提供，有待執業會計師核實後方可作準，最後賬目或會因應會計師意見作出調整。
 如有任何查詢可致電2491 7234與本部聯絡。

T.L.60
HONG KONG GARDENS - BLOCK 20
瑛翠花園 第二十座
STATEMENT OF COMPREHENSIVE INCOME
收支報告表
(FORMERLY KNOWN AS INCOME & EXPENDITURE ACCOUNT)

	Jan-16 (一月)	Feb-16 (二月)	Mar-16 (三月)	Apr-16 (四月)	May-16 (五月)	Jun-16 (六月)	1-6/2016 TOTAL總計
INCOME:							
MANAGEMENT FEE RECEIVED	139,374.00	139,374.00	139,374.00	139,374.00	139,374.00	139,374.00	836,244.00
ADD: BAD DEBT (A/E, WRITTEN BACK)	(6,968.70)	(6,968.70)	(6,968.70)	(6,968.70)	(6,968.70)	(6,968.70)	0.00
LESS: SINKING FUND	132,405.30	132,405.30	132,405.30	132,405.30	132,405.30	132,405.30	(41,812.20)
							794,431.80
EXPENSES:							
APPORTIONMENT OF GARDENS EXPENSES	68,998.90	78,193.29	84,934.65	54,064.62	58,976.73	87,681.34	432,849.53
AUDITORS REMUNERATION	0.00	0.00	0.00	0.00	0.00	0.00	0.00
CLEANING EXPENSES	7,634.00	7,634.00	7,634.00	7,634.00	7,634.00	7,634.00	45,804.00
COUNSELLING FEE	0.00	0.00	0.00	0.00	0.00	0.00	0.00
ELECTRICITY	10,932.00	16,122.00	10,519.00	11,013.00	13,863.00	18,549.00	80,998.00
FESTIVAL DECORATION EXPENSES	0.00	508.00	370.00	0.00	0.00	0.00	878.00
FURNITURE, FIXTURES & EQUIPMENT	0.00	0.00	0.00	0.00	0.00	0.00	0.00
INSURANCE	0.00	0.00	4,044.20	0.00	0.00	0.00	4,044.20
GARDENING EXPENSES	0.00	0.00	0.00	0.00	0.00	0.00	0.00
MAINTENANCE, REPAIR & INSTALLATION	560.00	13,505.14	8,911.24	16,000.00	28,629.50	12,936.17	80,542.05
DRAINAGE, ELECTRICALS & PUMPS,	535.15	1,536.96	869.66	1,882.15	1,868.49	1,441.14	8,133.55
SECURITY SYSTEM / SMARTV. SYM	0.00	5,060.00	0.00	0.00	0.00	500.00	5,560.00
FIRE FIGHTING SYSTEM	0.00	0.00	0.00	0.00	0.00	0.00	0.00
WALKIE-TALKIE	6,300.00	6,300.00	15,000.00	0.00	8,080.00	7,500.00	43,180.00
LIFTS	3,089.75	3,891.46	3,839.87	3,444.58	4,425.45	3,661.02	22,352.13
MANAGERS REMUNERATION 4%	8,496.81	10,701.52	10,559.65	9,472.59	12,169.98	10,067.80	61,468.35
MAINTENANCE FUND 11%	21,754.00	17,812.00	17,812.00	17,812.00	17,812.00	17,812.00	110,814.00
SECURITY GUARD SERVICE CHARGES	0.00	0.00	0.00	0.00	0.00	0.00	0.00
PRINTING AND STATIONERY	27,432.35	26,175.00	28,687.35	29,484.00	30,375.45	22,785.00	164,939.15
SALARIES	1,371.62	1,308.75	1,434.38	1,474.20	1,518.78	1,139.25	8,246.98
MPF CONTRIBUTION	0.00	0.00	0.00	0.00	0.00	0.00	0.00
LEGAL FEE	649.60	1,246.74	637.00	0.00	777.00	1,150.86	4,461.20
SUNDRY EXPENSES	75.00	78.00	78.00	78.00	78.00	78.00	465.00
TELEPHONE	0.00	0.00	0.00	0.00	0.00	0.00	0.00
WATER FEE	157,829.18	190,072.86	195,331.00	153,096.24	186,208.38	192,935.58	1,075,473.24
TOTAL EXPENSES	(25,423.88)	(57,667.56)	(62,925.79)	(20,690.94)	(53,803.08)	(60,530.28)	(281,041.44)
SURPLUS / (DEFICIT) FOR THE PERIOD	1,088,733.16	1,063,329.28	1,005,661.72	942,736.02	922,045.08	868,242.00	1,088,733.16
SURPLUS B/F	1,063,329.28	1,005,661.72	942,736.02	922,045.08	868,242.00	807,711.72	807,711.72
BALANCE C/F							



*報表內的1月至5月數據是由前會計公司提供，有待執業會計師核實後方可作準，最後賬目或會因應會計師意見作出調整。
如有任何查詢可致電2491 7234與本部聯絡。



T/L 60
 HONG KONG GARDENS - BLOCK 21
 葵景花園二十一座
 STATEMENT OF COMPREHENSIVE INCOME
 收支報告
 (FORMERLY KNOWN AS INCOME & EXPENDITURE ACCOUNT)

	Jan-16 (一月)	Feb-16 (二月)	Mar-16 (三月)	Apr-16 (四月)	May-16 (五月)	Jun-16 (六月)	1-6/2016 TOTAL 總計
INCOME:							
收入							
MANAGEMENT FEE RECEIVED	186,122.00	186,122.00	186,122.00	186,122.00	186,122.00	186,122.00	1,116,732.00
ADD: SUNDRY INCOME	0.00	0.00	3,445.00	0.00	0.00	0.00	3,445.00
LESS: SINKING FUND	(9,306.10)	(9,306.10)	(9,306.10)	(9,306.10)	(9,306.10)	(9,306.10)	(55,836.60)
LESS: SINKING FUND	176,815.90	176,815.90	180,260.90	176,815.90	176,815.90	176,815.90	1,064,340.40
EXPENSES:							
減: 支出							
APPORTIONMENT OF GARDENS EXPENSES	68,998.90	78,193.29	84,994.65	54,064.62	58,976.73	87,681.34	432,849.53
AUDITORS REMUNERATION	0.00	0.00	0.00	0.00	0.00	0.00	0.00
CLEANING EXPENSES	7,634.00	7,634.00	7,634.00	7,634.00	7,634.00	7,634.00	45,804.00
CONSUULTING FEE	0.00	0.00	0.00	0.00	0.00	0.00	0.00
FURNITURE, FIXTURES & EQUIPMENT	0.00	0.00	0.00	0.00	0.00	0.00	0.00
GARDENING EXPENSES	0.00	0.00	0.00	0.00	0.00	0.00	0.00
ELECTRICITY	10,316.00	11,515.76	10,155.19	10,073.00	11,126.10	15,751.00	68,937.05
FESTIVAL DECORATION EXPENSES	0.00	508.00	370.00	0.00	0.00	0.00	878.00
INSURANCE	0.00	0.00	0.00	0.00	0.00	0.00	0.00
MAINTENANCE, REPAIR & INSTALLATION	14,110.00	15,267.63	24,846.24	19,200.00	29,964.50	13,108.17	116,496.54
DRAINAGE, ELECTRICALS & PUMPS	3,555.15	1,536.96	869.66	1,832.15	1,868.49	1,441.14	11,083.55
SECURITY SYSTEM / SMATV. SYM	0.00	12,300.00	0.00	0.00	0.00	500.00	12,800.00
FIRE FIGHTING SYSTEM	0.00	0.00	0.00	0.00	0.00	0.00	0.00
WALKIE-TALKIE	6,300.00	6,300.00	15,000.00	0.00	8,080.00	7,500.00	48,180.00
LIFTS	3,491.96	3,687.16	3,806.28	3,013.87	3,798.20	3,311.49	21,108.96
MANAGER'S REMUNERATION 4%	9,602.88	10,139.70	10,467.28	8,288.15	10,445.06	9,106.59	58,049.66
MAINTENANCE FUND 11%	44,679.20	35,624.00	35,624.00	35,624.00	35,624.00	35,624.00	222,799.20
SECURITY GUARD SERVICE CHARGES	0.00	0.00	0.00	0.00	0.00	0.00	0.00
PRINTING AND STATIONERY	0.00	0.00	0.00	0.00	0.00	0.00	0.00
SALARIES	0.00	0.00	0.00	0.00	0.00	0.00	0.00
MPF CONTRIBUTION	0.00	0.00	0.00	0.00	0.00	0.00	0.00
SUNDRY EXPENSES	649.60	1,414.74	580.00	0.00	580.00	1,150.86	4,375.20
TRAVELLING	0.00	0.00	0.00	0.00	0.00	0.00	0.00
TELEPHONE	75.00	78.00	78.00	78.00	78.00	78.00	465.00
WATER FEE	0.00	0.00	0.00	905.70	0.00	0.00	905.70
TOTAL EXPENSES	169,392.69	184,199.24	194,365.30	140,713.49	168,175.08	182,886.59	1,039,732.39
SURPLUS / (DEFICIT) FOR THE PERIOD	7,423.21	(7,383.34)	(14,104.40)	36,102.41	8,640.82	(6,070.69)	24,608.01
SURPLUS B/F	489,552.19	496,975.40	489,592.06	475,487.66	511,590.07	520,230.89	489,552.19
BALANCE C/F	496,975.40	489,592.06	475,487.66	511,590.07	520,230.89	514,160.20	514,160.20

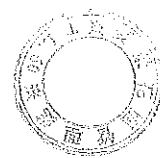
*報表內的1月至5月數據是由前會計公司提供，有待執業會計師核實後方可作準，最後賬日或會因應會計師意見作出調整。
 如有任何查詢可致電2491 7234與本部聯絡。

T.L.60
 HONG KONG GARDENS - BLOCK 22
 豪景花園二十二座
 STATEMENT OF COMPREHENSIVE INCOME
 收支報告
 (FORMERLY KNOWN AS INCOME & EXPENDITURE ACCOUNT)

	Jan-16 (一月)	Feb-16 (二月)	Mar-16 (三月)	Apr-16 (四月)	May-16 (五月)	Jun-16 (六月)	1-6/2016 TOTAL總計
INCOME:							
收入							
MANAGEMENT FEE RECEIVED	112,068.00	112,068.00	112,068.00	112,068.00	112,068.00	112,068.00	672,408.00
LESS: SINKING FUND	(5,603.40)	(5,603.40)	(5,603.40)	(5,603.40)	(5,603.40)	(5,603.40)	0.00
LESS: SINKING FUND	106,464.60	106,464.60	106,464.60	106,464.60	106,464.60	106,464.60	(33,620.40)
							638,787.60
EXPENSES:							
減: 支出							
APPORTIONMENT OF GARDENS EXPENSES	55,423.05	62,808.40	68,223.37	43,427.16	47,372.79	70,429.64	347,684.41
AUDITORS REMUNERATION	0.00	0.00	0.00	0.00	0.00	0.00	0.00
CLEANING EXPENSES	7,634.00	7,634.00	7,634.00	7,634.00	9,074.00	7,634.00	47,244.00
COUNSELLING FEE	0.00	0.00	0.00	0.00	0.00	0.00	0.00
ELECTRICITY	6,471.00	8,008.00	7,385.00	6,834.00	8,160.00	10,768.00	47,627.00
FESTIVAL DECORATION EXPENSES	0.00	378.00	370.00	0.00	0.00	0.00	748.00
FURNITURE, FIXTURES & EQUIPMENT	0.00	0.00	0.00	0.00	0.00	0.00	0.00
MAINTENANCE, REPAIR & INSTALLATION	420.00	4,200.00	9,333.00	0.00	4,276.60	13,405.01	31,634.61
DRAINAGE, ELECTRICALS & PUMPS.	254.14	508.28	172.00	82.14	254.14	598.14	1,868.84
SECURITY SYSTEM / SMARTV. SYM	0.00	1,370.00	0.00	0.00	0.00	500.00	1,870.00
FIRE FIGHTING SYSTEM	4,900.00	4,900.00	11,800.00	0.00	0.00	5,900.00	33,400.00
LIFTS	2,587.19	2,544.70	2,931.04	2,010.09	2,543.47	3,019.22	15,635.71
MANAGER'S REMUNERATION 4%	7,114.77	6,997.92	8,060.36	5,527.74	6,994.54	8,302.86	42,998.19
MAINTENANCE FUND 11%	44,679.20	35,624.00	35,624.00	35,624.00	35,624.00	35,624.00	222,799.20
SECURITY GUARD SERVICE CHARGES	0.00	0.00	0.00	0.00	0.00	0.00	0.00
PRINTING AND STATIONERY	246.40	467.86	879.00	0.00	220.00	678.54	2,491.80
SUNDRY EXPENSES	75.00	78.00	78.00	78.00	78.00	78.00	465.00
TELEPHONE	0.00	449.30	0.00	0.00	0.00	294.90	744.20
WATER FEE	129,804.75	135,968.46	152,490.77	101,217.13	120,497.54	157,232.31	797,210.96
TOTAL EXPENSES	(23,340.15)	(29,503.86)	(46,026.17)	(5,247.47)	(14,032.94)	(50,767.71)	(158,423.36)
SURPLUS / (DEFICIT) FOR THE PERIOD	636,232.48	612,892.33	583,388.47	537,362.30	542,609.77	528,576.83	636,232.48
SURPLUS B/F FROM 1/1/2016	612,892.33	583,388.47	537,362.30	542,609.77	528,576.83	477,809.12	477,809.12
BALANCE C/F							

*報表內的1月至5月數據是由前會計公司提供，有待執業會計師核實後方可作準，最後賬目或會因應會計師意見作出調整。
 如有任何查詢可致電2491 7234與本部聯絡。

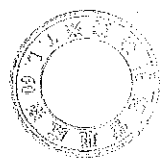




T.L.60
 HONG KONG GARDENS - BLOCK 23
 葵景花園二十三座
 STATEMENT OF COMPREHENSIVE INCOME
 收支報告表
 (FORMERLY KNOWN AS INCOME & EXPENDITURE ACCOUNT)

	Jan-16 (一月)	Feb-16 (二月)	Mar-16 (三月)	Apr-16 (四月)	May-16 (五月)	Jun-16 (六月)	1-6/2016 TOTAL總計
INCOME:							
收入							
MANAGEMENT FEE RECEIVED	111,804.00	111,804.00	111,804.00	111,804.00	111,804.00	111,804.00	670,824.00
LESS: SINKING FUND	(5,590.20)	(5,590.20)	(5,590.20)	(5,590.20)	(5,590.20)	(5,590.20)	(33,541.20)
LESS: SINKING FUND	106,213.80	106,213.80	106,213.80	106,213.80	106,213.80	106,213.80	637,282.80
減: 儲備基金							
管理費收入							
減: 儲備基金							
減: 儲備基金							
EXPENSES:							
減: 支出							
APPORTIONMENT OF GARDENS EXPENSES	52,903.82	59,953.48	65,122.31	41,453.20	45,219.48	67,228.29	331,880.58
AUDITORS REMUNERATION	0.00	0.00	0.00	0.00	0.00	0.00	0.00
CLEANING EXPENSES	7,634.00	7,634.00	7,634.00	7,634.00	7,634.00	7,634.00	45,804.00
COUNSELLING FEE	0.00	0.00	0.00	0.00	0.00	0.00	0.00
ELECTRICITY	7,885.00	7,443.00	7,381.00	6,785.00	7,715.00	10,800.00	48,009.00
FESTIVAL DECORATION EXPENSES	0.00	378.00	370.00	0.00	0.00	0.00	748.00
FURNITURE, FIXTURES & EQUIPMENT	0.00	0.00	0.00	0.00	0.00	0.00	0.00
MAINTENANCE, REPAIR & INSTALLATION	0.00	0.00	0.00	0.00	0.00	0.00	0.00
DRAINAGE, ELECTRICALS & PUMPS.	0.00	4,400.00	15,153.00	0.00	4,276.60	12,761.01	36,590.61
SECURITY SYSTEM / SMARTV. SYM	246.14	492.28	164.00	82.14	246.14	574.14	1,804.84
FIRE FIGHTING SYSTEM	0.00	3,730.00	0.00	0.00	0.00	500.00	4,230.00
LIFTS	4,900.00	4,900.00	11,800.00	0.00	5,900.00	5,900.00	33,400.00
MANAGERS REMUNERATION 4%	2,626.18	2,728.08	3,162.92	2,008.13	2,473.39	2,992.27	15,990.97
MAINTENANCE FUND 11%	7,222.00	7,502.22	8,698.03	5,522.35	6,801.82	8,228.74	48,975.16
SECURITY GUARD SERVICE CHARGES	44,679.20	35,624.00	35,624.00	35,624.00	35,624.00	35,624.00	222,799.20
PRINTING AND STATIONERY	0.00	0.00	0.00	0.00	0.00	0.00	0.00
SUNDRY EXPENSES	235.20	3,241.88	869.00	0.00	361.00	647.70	5,354.78
TELEPHONE	75.00	78.00	78.00	78.00	78.00	78.00	465.00
WATER FEE	0.00	280.80	0.00	0.00	0.00	287.90	568.70
TOTAL EXPENSES	128,406.54	138,385.74	156,056.26	99,186.82	116,529.43	153,256.05	791,620.84
SURPLUS / (DEFICIT) FOR THE PERIOD	(22,192.74)	(32,171.94)	(49,842.46)	7,026.98	(10,115.63)	(47,042.25)	(154,338.04)
SURPLUS B/F FROM 1/1/2016	500,760.93	478,568.19	446,396.25	396,553.79	403,580.77	393,465.14	500,760.93
BALANCE C/F	478,568.19	446,396.25	396,553.79	403,580.77	393,465.14	346,422.89	346,422.89
累積盈餘							
總支出							
本期盈餘(赤字)							
承上結存							
累積盈餘							

*報表內的1月至5月數據是由前會計公司提供，有待執業會計師核實後方可作準，最後賬目或會因應會計師意見作出調整。
 如有任何查詢可致電2491 7234與本部聯絡。



T.L.60
HONG KONG GARDENS - BLOCK 24
麗景花園二十四座
STATEMENT OF COMPREHENSIVE INCOME
收支報告
(FORMERLY KNOWN AS INCOME & EXPENDITURE ACCOUNT)

	Jan-16 (一月)	Feb-16 (二月)	Mar-16 (三月)	Apr-16 (四月)	May-16 (五月)	Jun-16 (六月)	1-6/2016 TOTAL 總計
INCOME:							
收入							
MANAGEMENT FEE RECEIVED	134,720.00	134,720.00	134,720.00	134,720.00	134,720.00	134,720.00	808,320.00
ADD: LEGAL FEE RECOVERY	0.00	0.00	0.00	0.00	0.00	0.00	0.00
ADD: INTEREST RECEIVED	0.00	0.00	0.00	0.00	0.00	0.00	0.00
LESS: SINKING FUND							0.00
LESS: SINKING FUND	(6,736.00)	(6,736.00)	(6,736.00)	(6,736.00)	(6,736.00)	(6,736.00)	(40,416.00)
	127,984.00	127,984.00	127,984.00	127,984.00	127,984.00	127,984.00	767,904.00
EXPENSES:							
減: 支出							
APPORTIONMENT OF GARDENS EXPENSES			62,021.25	39,479.24	43,066.17	64,026.94	316,076.74
AUDITORS REMUNERATION	50,384.59	57,098.55		0.00	0.00	0.00	0.00
CLEANING EXPENSES	7,634.00	7,634.00	7,634.00	7,634.00	9,074.00	7,634.00	47,244.00
CONSULTING FEE	0.00	0.00	0.00	0.00	0.00	0.00	0.00
ELECTRICITY	7,085.00	6,784.00	6,846.00	6,211.00	7,214.00	9,090.00	43,230.00
FESTIVAL DECORATION EXPENSES	0.00	378.00	370.00	0.00	0.00	0.00	748.00
FURNITURE, FIXTURES & EQUIPMENT	0.00	0.00	0.00	0.00	0.00	0.00	0.00
MAINTENANCE, REPAIR & INSTALLATION	0.00	4,200.00	16,953.00	200.00	4,276.60	13,062.01	38,691.61
DRAINAGE, ELECTRICALS & PUMPS.	238.14	476.28	156.00	82.14	238.14	550.14	1,740.84
SECURITY SYSTEM / SMARTY. SYM	0.00	4,550.00	0.00	0.00	0.00	500.00	5,050.00
FIRE FIGHTING SYSTEM	4,900.00	4,900.00	11,800.00	0.00	5,900.00	5,900.00	33,400.00
LIFTS	2,593.41	2,616.54	3,186.44	1,993.17	2,504.19	2,932.59	15,826.34
MANAGERS REMUNERATION 4%	7,131.89	7,195.47	8,762.71	5,481.21	6,886.52	8,064.63	43,522.43
MAINTENANCE FUND 11%	44,679.20	35,624.00	35,624.00	35,624.00	35,624.00	35,624.00	222,799.20
SECURITY GUARD SERVICE CHARGES	0.00	0.00	0.00	0.00	0.00	0.00	0.00
PRINTING AND STATIONERY	224.00	431.20	200.00	0.00	200.00	616.86	1,672.06
SUNDRY EXPENSES	0.00	0.00	0.00	0.00	0.00	0.00	0.00
LEGAL FEE	0.00	0.00	0.00	0.00	0.00	0.00	0.00
TELEPHONE	75.00	78.00	78.00	78.00	78.00	78.00	465.00
WATER FEE	0.00	357.90	0.00	0.00	0.00	259.80	617.70
TOTAL EXPENSES	124,945.23	132,323.94	153,631.40	96,782.76	115,061.62	148,338.97	771,083.92
SURPLUS / (DEFICIT) FOR THE PERIOD	3,038.77	(4,339.94)	(26,647.40)	31,201.24	12,922.38	(20,354.97)	(3,179.92)
SURPLUS B/F FROM 1/1/2016	301,652.59	304,691.36	300,351.42	274,704.02	305,905.26	318,827.64	301,652.59
BALANCE C/F	304,691.36	300,351.42	274,704.02	305,905.26	318,827.64	298,472.67	298,472.67

*報表內的1月至5月數據是由前會計公司提供，有待執業會計師核實後方可作準，最後賬目或會因應會計師意見作出調整。
如有任何查詢可致電2491 7234與本部聯絡。

HONG KONG GARDENS - BLOCK 25
STATEMENT OF COMPREHENSIVE INCOME
(FORMERLY KNOWN AS INCOME & EXPENDITURE ACCOUNT)

豪景花園二十五座
收支報告表

	Jan-16 (一月)	Feb-16 (二月)	Mar-16 (三月)	Apr-16 (四月)	May-16 (五月)	Jun-16 (六月)	1-6/2016 TOTAL總計
INCOME:							
收入							
MANAGEMENT FEE RECEIVED	111,012.00	111,012.00	111,012.00	111,012.00	111,012.00	111,012.00	666,072.00
ADD: LEGAL FEE RECOVERY	0.00	0.00	0.00	0.00	0.00	0.00	0.00
ADD: INTEREST RECEIVED	0.00	0.00	0.00	0.00	0.00	0.00	0.00
LESS: IMPAIRMENT LOSSES FOR M.F.							
LESS: SINKING FUND							
LESS: SINKING FUND	(5,550.60)	(5,550.60)	(5,550.60)	(5,550.60)	(5,550.60)	(5,550.60)	(33,303.60)
	105,461.40	105,461.40	105,461.40	105,461.40	105,461.40	105,461.40	632,768.40
EXPENSES:							
減: 支出							
APPORTIONMENT OF GARDENS EXPENSES							
AUDITORS REMUNERATION	55,423.05	62,808.40	68,223.37	43,427.16	47,372.79	70,429.64	347,684.41
CLEANING EXPENSES	0.00	0.00	0.00	0.00	0.00	0.00	0.00
CONSULTING FEE	7,634.00	7,634.00	7,634.00	7,634.00	9,074.00	7,634.00	47,244.00
ELECTRICITY	0.00	0.00	0.00	0.00	0.00	0.00	0.00
FESTIVAL DECORATION EXPENSES	6,531.00	7,555.00	6,747.00	6,443.00	8,509.00	11,228.00	47,013.00
FURNITURE, FIXTURES & EQUIPMENT	0.00	378.00	0.00	0.00	0.00	0.00	748.00
LEGAL FEE	0.00	0.00	0.00	0.00	0.00	0.00	0.00
MAINTENANCE, REPAIR & INSTALLATION	0.00	0.00	0.00	0.00	0.00	0.00	0.00
DRAINAGE, ELECTRICALS & PUMPS.	0.00	12,268.00	8,653.00	0.00	4,276.60	16,013.26	41,210.86
SECURITY SYSTEM / SMATV. SYM	254.14	508.28	172.00	82.14	254.14	598.14	1,868.84
FIRE FIGHTING SYSTEM	0.00	6,670.00	0.00	0.00	0.00	0.00	7,170.00
LIFTS	4,900.00	4,900.00	11,800.00	0.00	5,900.00	5,900.00	33,400.00
MANAGER'S REMUNERATION 4%	2,572.79	3,059.05	2,856.52	1,994.45	2,557.43	3,136.06	16,176.30
MAINTENANCE FUND 11%	7,075.17	8,412.39	7,855.43	5,484.73	7,032.93	8,624.17	44,484.82
SECURITY GUARD SERVICE CHARGES	44,679.20	35,624.00	35,624.00	35,624.00	35,624.00	35,624.00	222,799.20
PRINTING AND STATIONERY	0.00	0.00	0.00	0.00	0.00	0.00	0.00
SUNDRY EXPENSES	246.40	467.86	335.00	0.00	220.00	678.54	1,947.80
TELEPHONE	75.00	78.00	78.00	78.00	78.00	78.00	465.00
WATER FEE	0.00	393.10	0.00	0.00	0.00	147.60	540.70
TOTAL EXPENSES	129,390.75	150,756.08	150,348.32	100,767.48	120,898.89	160,591.41	812,752.93
SURPLUS / (DEFICIT) FOR THE PERIOD	(23,929.35)	(45,294.68)	(44,886.92)	4,693.92	(15,437.49)	(55,130.01)	(179,984.53)
SURPLUS B/F FROM 1/1/2016	1,010,781.55	986,852.20	941,557.52	896,670.60	901,364.52	885,927.03	1,010,781.55
BALANCE C/F	986,852.20	941,557.52	896,670.60	901,364.52	885,927.03	830,797.02	830,797.02

*報表內的1月至5月數據是由前會計公司提供，有待執業會計師核實後方可作準，最後賬目或會因應會計師意見作出調整。
如有任何查詢可致電2491 7234與本部聯絡。





T.L.60
 HONG KONG GARDENS - BLOCK 26
 葵翠花園二十六座
 STATEMENT OF COMPREHENSIVE INCOME
 收支報告表
 (FORMERLY KNOWN AS INCOME & EXPENDITURE ACCOUNT)

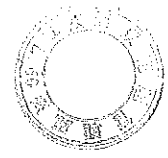
	Jan-16 (一月)	Feb-16 (二月)	Mar-16 (三月)	Apr-16 (四月)	May-16 (五月)	Jun-16 (六月)	1-6/2016 TOTAL總計
INCOME:							
收入							
管理費收入	111,804.00	111,804.00	111,804.00	111,804.00	111,804.00	111,804.00	670,824.00
LESS: SINKING FUND	(5,590.20)	(5,590.20)	(5,590.20)	(5,590.20)	(5,590.20)	(5,590.20)	0.00
LESS: SINKING FUND	106,213.80	106,213.80	106,213.80	106,213.80	106,213.80	106,213.80	(32,541.20)
							637,282.80
EXPENSES:							
減: 支出							
APPORTIONMENT OF GARDENS EXPENSES	52,903.82	59,953.48	65,122.31	41,453.20	45,219.48	67,228.29	331,880.58
AUDITORS REMUNERATION	0.00	0.00	0.00	0.00	0.00	0.00	0.00
CLEANING EXPENSES	7,634.00	7,634.00	7,634.00	7,634.00	7,634.00	7,634.00	45,804.00
COUNSELLING FEE	0.00	0.00	0.00	0.00	0.00	0.00	0.00
ELECTRICITY	7,282.00	7,334.00	8,190.00	6,896.00	8,422.00	10,154.00	48,278.00
FESTIVAL DECORATION EXPENSES	0.00	0.00	370.00	0.00	0.00	0.00	370.00
FURNITURE, FIXTURES & EQUIPMENT	0.00	0.00	0.00	0.00	0.00	0.00	0.00
LEGAL FEE	0.00	0.00	0.00	0.00	0.00	0.00	0.00
MAINTENANCE, REPAIR & INSTALLATION	0.00	4,200.00	8,653.00	0.00	4,276.60	13,069.26	30,198.86
DRAINAGE, ELECTRICALS & PUMPS.	246.14	492.28	164.00	82.14	246.14	574.14	1,804.84
SECURITY SYSTEM / SMARTV. SYM	0.00	4,550.00	0.00	0.00	0.00	500.00	5,050.00
FIRE FIGHTING SYSTEM	4,900.00	4,900.00	11,800.00	0.00	5,900.00	5,900.00	33,400.00
LIFTS	2,602.06	2,615.21	2,935.28	2,012.57	2,495.63	2,972.30	15,633.05
MANAGER'S REMUNERATION 4%	7,155.67	7,191.84	8,072.02	5,534.56	6,862.98	8,173.81	42,990.88
MAINTENANCE FUND 11%	44,679.20	35,624.00	35,624.00	35,624.00	35,624.00	35,624.00	222,799.20
SECURITY GUARD SERVICE CHARGES	0.00	0.00	0.00	0.00	0.00	0.00	0.00
PRINTING AND STATIONERY	235.20	448.68	869.00	0.00	210.00	647.70	2,410.58
SUNDRY EXPENSES	75.00	78.00	78.00	78.00	78.00	78.00	465.00
TELEPHONE	0.00	119.40	0.00	0.00	0.00	126.30	245.70
WATER FEE	0.00	0.00	0.00	0.00	0.00	0.00	0.00
TOTAL EXPENSES	127,713.09	135,140.89	149,511.61	99,314.47	116,968.83	152,681.80	781,350.69
SURPLUS / (DEFICIT) FOR THE PERIOD	(21,499.29)	(28,927.09)	(43,297.81)	6,899.33	(10,755.03)	(46,468.00)	(144,047.89)
SURPLUS B/F FROM 1/1/2016	330,774.83	309,275.54	280,348.45	237,050.64	243,949.97	233,194.94	330,774.83
BALANCE C/F	309,275.54	280,348.45	237,050.64	243,949.97	233,194.94	186,726.94	186,726.94

*報表內的1月至5月數據是由前會計公司提供，有待執業會計師核實後方可作準，最後賬目或會因應會計師意見作出調整。如有任何查詢可致電2491 7234與本部聯絡。

T.L.60
HONG KONG GARDENS - BLOCK 27
豪景花園二十七座
STATEMENT OF COMPREHENSIVE INCOME
收支綜合報表
(FORMERLY KNOWN AS INCOME & EXPENDITURE ACCOUNT)

	Jan-16 (一月)	Feb-16 (二月)	Mar-16 (三月)	Apr-16 (四月)	May-16 (五月)	Jun-16 (六月)	1-6/2016 TOTAL總計
INCOME:							
MANAGEMENT FEE RECEIVED	166,782.00	166,782.00	166,782.00	166,782.00	166,782.00	166,782.00	1,000,692.00
ADD: BAD DEBT (A.F.) WRITTEN BACK	(8,339.10)	(8,339.10)	(8,339.10)	(8,339.10)	(8,339.10)	(8,339.10)	(50,024.60)
LESS: SINKING FUND	158,442.90	158,442.90	158,442.90	158,442.90	158,442.90	158,442.90	950,657.40
收入							
管理費收入	166,782.00	166,782.00	166,782.00	166,782.00	166,782.00	166,782.00	1,000,692.00
收回管理費壞賬	(8,339.10)	(8,339.10)	(8,339.10)	(8,339.10)	(8,339.10)	(8,339.10)	(50,024.60)
減: 儲備基金	158,442.90	158,442.90	158,442.90	158,442.90	158,442.90	158,442.90	950,657.40
EXPENSES:							
減: 支出							
APPORTIONMENT OF GARDENS EXPENSES	52,903.82	59,953.48	65,122.31	41,453.20	45,219.48	67,228.29	331,880.58
AUDITORS REMUNERATION	0.00	0.00	0.00	0.00	0.00	0.00	0.00
CLEANING EXPENSES	7,634.00	7,634.00	7,634.00	7,634.00	7,634.00	7,634.00	45,804.00
COUNSELLING FEE	0.00	0.00	0.00	0.00	0.00	0.00	0.00
ELECTRICITY	13,187.00	16,125.00	10,342.00	11,625.00	15,816.00	18,454.00	85,549.00
FESTIVAL DECORATION EXPENSES	0.00	0.00	370.00	0.00	0.00	0.00	370.00
FURNITURE, FIXTURES & EQUIPMENT	0.00	0.00	0.00	0.00	0.00	0.00	0.00
MAINTENANCE, REPAIR & INSTALLATION	0.00	0.00	0.00	0.00	0.00	0.00	0.00
DRAINAGE, ELECTRICALS & PUMPS.	6,131.00	16,325.00	10,813.40	0.00	6,325.00	18,401.75	57,996.15
SECURITY SYSTEM / SMATV. SYM	229.14	458.28	147.00	82.14	229.14	523.14	1,668.84
FIRE FIGHTING SYSTEM	0.00	16,990.00	0.00	0.00	0.00	500.00	17,490.00
LIFTS	0.00	5,400.00	18,000.00	0.00	9,000.00	18,000.00	50,400.00
MANAGER'S REMUNERATION 4%	2,867.32	3,968.56	3,332.58	2,205.57	3,000.49	4,004.82	19,379.14
MAINTENANCE FUND 11%	7,885.12	10,912.99	9,164.58	6,065.31	8,251.34	11,013.24	53,292.58
SECURITY GUARD SERVICE CHARGES	44,093.60	35,624.00	35,624.00	35,624.00	35,624.00	35,624.00	222,213.60
PRINTING AND STATIONERY	0.00	0.00	0.00	0.00	0.00	0.00	0.00
SALARIES	0.00	0.00	0.00	0.00	0.00	0.00	0.00
MPF CONTRIBUTION	0.00	0.00	0.00	0.00	0.00	0.00	0.00
SUNDRY EXPENSES	235.20	443.58	210.00	0.00	210.00	647.70	1,746.48
TRAVELLING	0.00	0.00	0.00	0.00	0.00	0.00	0.00
TELEPHONE	173.00	174.00	174.00	174.00	174.00	173.00	1,042.00
WATER FEE	0.00	35.10	0.00	0.00	0.00	162.80	197.90
TOTAL EXPENSES	135,339.20	174,043.79	160,933.87	104,863.22	131,483.45	182,366.74	889,030.27
SURPLUS / (DEFICIT) FOR THE PERIOD	23,103.70	(15,600.89)	(2,490.97)	53,579.68	26,959.45	(23,923.84)	61,627.13
SURPLUS B/F	73,387.17	96,490.87	80,889.98	78,399.01	131,978.69	158,938.14	73,387.17
BALANCE C/F	96,490.87	80,889.98	78,399.01	131,978.69	158,938.14	135,014.30	135,014.30

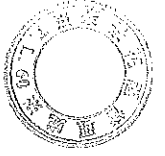
*報表內的1月至5月數據是由前會計公司提供，有待執業會計師核實後方可作準，最後賬目或會因應會計師意見作出調整。
如有任何查詢可致電2491 7234與本部聯絡。



T.L.60
 HONG KONG GARDENS - BLOCK 28
 聚豪花園二十八座
 STATEMENT OF COMPREHENSIVE INCOME
 收支報告表
 (FORMERLY KNOWN AS INCOME & EXPENDITURE ACCOUNT)

	Jan-16 (一月)	Feb-16 (二月)	Mar-16 (三月)	Apr-16 (四月)	May-16 (五月)	Jun-16 (六月)	1-6/2016 TOTAL總計
INCOME:							
收入							
MANAGEMENT FEE RECEIVED	158,840.00	158,840.00	158,840.00	158,840.00	158,840.00	158,840.00	953,040.00
LESS: SINKING FUND	(7,942.00)	(7,942.00)	(7,942.00)	(7,942.00)	(7,942.00)	(7,942.00)	(47,652.00)
	150,898.00	150,898.00	150,898.00	150,898.00	150,898.00	150,898.00	905,388.00
EXPENSES:							
減: 支出							
APPORTIONMENT OF GARDENS EXPENSES	50,384.60	57,098.53	62,021.27	39,479.20	43,066.17	64,026.93	316,076.70
AUDITORS REMUNERATION	0.00	0.00	0.00	0.00	0.00	0.00	0.00
CLEANING EXPENSES	7,634.00	7,634.00	7,634.00	7,634.00	7,634.00	7,634.00	45,804.00
COUNSELLING FEE	0.00	0.00	0.00	0.00	0.00	0.00	0.00
ELECTRICITY	10,093.00	12,493.00	13,277.00	7,127.00	14,104.00	12,619.00	69,713.00
FESTIVAL DECORATION EXPENSES	0.00	378.00	370.00	0.00	0.00	0.00	748.00
FURNITURE, FIXTURES & EQUIPMENT	0.00	0.00	0.00	0.00	0.00	0.00	0.00
MAINTENANCE, REPAIR & INSTALLATION	0.00	0.00	0.00	0.00	0.00	0.00	0.00
DRAINAGE, ELECTRICALS & PUMPS.	0.00	11,975.00	11,233.40	0.00	6,325.00	18,401.75	47,935.15
SECURITY SYSTEM / SMARTV. SYM	222.14	5,944.28	140.00	82.14	222.14	502.22	7,112.92
FIRE FIGHTING SYSTEM	0.00	0.00	0.00	0.00	0.00	500.00	500.00
LIFTS	0.00	5,400.00	18,000.00	0.00	9,000.00	18,000.00	50,400.00
MANAGER'S REMUNERATION 4%	2,497.59	3,210.92	3,466.10	2,025.65	2,931.33	3,768.73	17,900.32
MAINTENANCE FUND 11%	6,868.37	8,830.04	9,531.76	5,570.53	8,061.15	10,364.02	49,225.87
SECURITY GUARD SERVICE CHARGES	44,093.60	35,624.00	35,624.00	35,624.00	35,624.00	35,624.00	222,213.60
PRINTING AND STATIONERY	0.00	0.00	0.00	0.00	0.00	0.00	0.00
SALARIES	0.00	0.00	0.00	0.00	0.00	0.00	0.00
MPF CONTRIBUTION	0.00	0.00	0.00	0.00	0.00	0.00	0.00
SUNDRY EXPENSES	224.00	426.10	200.00	0.00	200.00	616.85	1,666.95
TRAVELLING	0.00	0.00	0.00	0.00	0.00	0.00	0.00
TELEPHONE	173.00	174.00	174.00	174.00	174.00	173.00	1,042.00
WATER FEE	0.00	224.70	0.00	0.00	0.00	147.50	372.20
TOTAL EXPENSES	122,190.90	149,412.57	161,671.53	97,716.52	127,341.79	172,378.00	830,710.71
SURPLUS / (DEFICIT) FOR THE PERIOD	28,707.70	1,485.43	(10,773.53)	53,181.48	23,556.21	(21,480.00)	74,677.29
SURPLUS B/F	(153,511.71)	(124,804.01)	(123,318.58)	(134,092.11)	(80,910.63)	(57,354.42)	(153,511.71)
BALANCE C/F	(124,804.01)	(123,318.58)	(134,092.11)	(80,910.63)	(57,354.42)	(78,834.42)	(78,834.42)

*報表內的1月至5月數據是由前會計公司提供，有待執業會計師核實後方可作準，最後賬目或會因應會計師意見作出調整。
 如有任何查詢可致電2491 7234與本部聯絡。



T.L.60
HONG KONG GARDENS - CARPARK A
葵翠花園車場 A
STATEMENT OF COMPREHENSIVE INCOME
收支報告表
(FORMERLY KNOWN AS INCOME & EXPENDITURE ACCOUNT)

	Jan-16 (一月)	Feb-16 (二月)	Mar-16 (三月)	Apr-16 (四月)	May-16 (五月)	Jun-16 (六月)	1-6/2016 TOTAL總計
INCOME:							
收入							
MANAGEMENT FEE RECEIVED	135,470.00	135,470.00	135,470.00	135,470.00	135,470.00	135,470.00	812,820.00
ADD: LEGAL FEE RECOVERY	0.00	0.00	552.10	267.15	0.00	0.00	819.25
ADD: INTEREST RECEIVED	0.00	0.00	0.00	0.00	0.00	0.00	0.00
ADD: SUNDRY INCOME	1,950.00	1,200.00	3,300.00	1,350.00	2,550.00	2,850.00	13,200.00
ADD: BAD DEBT (M.F.) WRITTEN BACK							0.00
LESS: SINKING FUND	(6,773.50)	(6,773.50)	(6,773.50)	(6,773.50)	(6,773.50)	(6,773.50)	(40,641.00)
	130,646.50	129,896.50	132,548.60	130,313.65	131,246.50	131,546.50	786,198.25
EXPENSES:							
減: 支出							
APPORTIONMENT OF GARDENS EXPENSES	24,947.37	28,271.71	30,709.13	19,547.71	21,323.74	31,702.23	156,501.89
AUDITORS REMUNERATION	0.00	0.00	0.00	0.00	0.00	0.00	0.00
CARPARK EQUIPMENT	0.00	0.00	0.00	0.00	0.00	0.00	0.00
CLEANING EXPENSES	12,440.00	12,440.00	12,440.00	12,440.00	12,440.00	12,440.00	74,640.00
CONSULTING FEE	0.00	0.00	0.00	0.00	0.00	0.00	0.00
ELECTRICITY	37,546.00	27,005.00	27,620.00	26,377.00	32,083.00	38,098.00	188,729.00
LEGAL FEE	0.00	0.00	0.00	0.00	0.00	0.00	0.00
MAINTENANCE, REPAIR & INSTALLATION							
DRAINAGE, ELECTRICALS & PUMPS.	4,268.31	6,140.77	12,980.28	0.00	5,973.27	17,010.47	46,373.10
SECURITY SYSTEM	220.00	440.00	220.00	0.00	220.00	660.00	1,760.00
FIRE FIGHTING SYSTEM	0.00	19,880.00	0.00	0.00	2,055.00	1,000.00	22,935.00
LIFTS	0.00	3,400.00	4,000.00	0.00	2,000.00	2,000.00	11,400.00
MANAGER'S REMUNERATION 4%	3,152.01	3,783.51	3,131.91	2,388.35	3,026.52	3,837.05	19,319.35
MAINTENANCE FUND 11%	8,668.03	10,404.66	8,612.74	6,567.96	8,322.93	10,551.90	53,128.22
SECURITY GUARD SERVICE CHARGES	23,509.00	20,075.00	20,075.00	20,075.00	20,075.00	20,075.00	123,884.00
SUNDRY EXPENSES	817.00	725.78	145.60	0.00	0.00	0.00	1,688.38
TELEPHONE	0.00	816.75	816.75	816.75	816.75	817.00	4,084.00
WATER FEE	0.00	3,664.50	0.00	0.00	0.00	3,825.90	7,490.40
TOTAL EXPENSES	115,567.72	137,047.68	120,751.41	88,212.77	108,336.21	142,017.55	711,933.34
SURPLUS / (DEFICIT) FOR THE PERIOD	15,078.78	(7,151.18)	11,797.19	42,100.88	22,910.29	(10,471.05)	74,264.91
SURPLUS B/F	4,215,310.96	4,230,389.74	4,223,238.56	4,235,035.75	4,277,136.63	4,300,046.92	4,215,310.96
BALANCE C/F	4,230,389.74	4,223,238.56	4,235,035.75	4,277,136.63	4,300,046.92	4,289,575.87	4,289,575.87

*報表內的1月至5月數據是由前會計公司提供，有待執業會計師核實後方可作準，最後賬目或會因應會計師意見作出調整。
如有任何查詢可致電2491 7234與本部聯絡。



T.L.60

HONG KONG GARDENS - CARRPARK B
 葵景花園車場 B
 STATEMENT OF COMPREHENSIVE INCOME
 收支報告表
 (FORMERLY KNOWN AS INCOME & EXPENDITURE ACCOUNT)

	Jan-16 (一月)	Feb-16 (二月)	Mar-16 (三月)	Apr-16 (四月)	May-16 (五月)	Jun-16 (六月)	1-6/2016 TOTAL 總計
INCOME:							
收入							
MANAGEMENT FEE RECEIVED	108,300.00	108,300.00	108,300.00	108,300.00	108,300.00	108,300.00	649,800.00
ADD: LEGAL FEE RECOVERED	0.00	0.00	0.00	0.00	0.00	0.00	0.00
ADD: INTEREST RECEIVED	0.00	0.00	0.00	0.00	0.00	0.00	0.00
ADD: SUNDRY INCOME	1,800.00	750.00	150.00	900.00	1,650.00	1,350.00	6,600.00
LESS: SINKING FUND	(5,415.00)	(5,415.00)	(5,415.00)	(5,415.00)	(5,415.00)	(5,415.00)	(32,490.00)
	104,685.00	103,635.00	103,035.00	103,785.00	104,535.00	104,235.00	623,910.00
EXPENSES:							
減: 支出							
APPORTIONMENT OF GARDENS EXPENSES	19,943.90	22,601.51	24,550.08	15,627.20	17,047.03	25,344.00	125,113.72
AUDITORS REMUNERATION	0.00	0.00	0.00	0.00	0.00	0.00	0.00
CARPARK EQUIPMENT	0.00	0.00	0.00	0.00	0.00	0.00	0.00
CLEANING EXPENSES	12,440.00	12,440.00	12,440.00	12,440.00	12,440.00	12,440.00	74,640.00
COUNSELLING FEE	0.00	0.00	0.00	0.00	0.00	0.00	0.00
ELECTRICITY	10,668.00	30,536.00	22,484.00	21,838.00	26,685.00	44,251.00	156,462.00
MAINTENANCE, REPAIR & INSTALLATION	3,902.31	8,103.27	15,871.52	0.00	5,973.27	20,700.47	54,550.84
DRAINAGE, ELECTRICALS & PUMPS.	220.00	440.00	220.00	0.00	220.00	660.00	1,760.00
SECURITY SYSTEM	0.00	196,610.00	0.00	0.00	0.00	1,000.00	197,610.00
FIRE FIGHTING SYSTEM	0.00	0.00	0.00	0.00	0.00	0.00	0.00
MANAGER'S REMUNERATION 4%	2,062.25	10,773.89	2,876.29	2,244.13	2,648.40	3,997.74	24,602.70
MAINTENANCE FUND 11%	5,671.19	29,628.21	7,909.80	6,171.36	7,283.10	10,993.78	67,657.44
SECURITY GUARD SERVICE CHARGES	23,509.00	20,075.00	20,075.00	20,075.00	20,075.00	20,075.00	123,884.00
SUNDRY EXPENSES	0.00	326.32	816.75	0.00	0.00	0.00	1,143.07
TELEPHONE	817.00	816.75	0.00	816.75	816.75	817.00	4,084.25
WATER FEE	0.00	0.00	0.00	933.50	0.00	0.00	933.50
TOTAL EXPENSES	79,233.65	332,350.95	107,243.44	80,145.94	93,188.55	140,278.99	832,441.52
SURPLUS / (DEFICIT) FOR THE PERIOD	25,451.35	(228,715.95)	(4,208.44)	23,639.06	11,346.45	(36,043.99)	(208,531.52)
SURPLUS B/F	3,578,303.25	3,603,754.60	3,375,038.65	3,370,830.21	3,394,469.27	3,405,815.72	3,578,303.25
BALANCE C/F	3,603,754.60	3,375,038.65	3,370,830.21	3,394,469.27	3,405,815.72	3,369,771.73	3,369,771.73

*報表內的1月至5月數據是由前會計公司提供，有待執業會計師核實後方可作準，最後賬目或會因應會計師意見作出調整。
 如有任何查詢可致電2491 7234與本部聯絡。



T.L.60

HONG KONG GARDENS - CARRPARK C
 葵景花園車場 C
 STATEMENT OF COMPREHENSIVE INCOME
 收支報告表
 (FORMERLY KNOWN AS INCOME & EXPENDITURE ACCOUNT)

	Jan-16 (一月)	Feb-16 (二月)	Mar-16 (三月)	Apr-16 (四月)	May-16 (五月)	Jun-16 (六月)	1-6/2016 TOTAL總計
INCOME:							
收入							
管理費收入	129,549.00	129,549.00	129,549.00	129,549.00	129,549.00	129,549.00	777,294.00
ADD: LEGAL FEE RECOVERED	0.00	0.00	0.00	0.00	287.10	0.00	287.10
ADD: INTEREST RECEIVED	0.00	0.00	0.00	0.00	0.00	0.00	0.00
ADD: SUNDRY INCOME	3,000.00	600.00	1,650.00	1,050.00	1,350.00	1,950.00	9,600.00
LESS: SINKING FUND	(6,477.45)	(6,477.45)	(6,477.45)	(6,477.45)	(6,477.45)	(6,477.45)	(38,864.70)
	126,071.55	123,671.55	124,721.55	124,121.55	124,708.65	125,021.55	748,316.40
EXPENSES:							
減: 支出							
APPORTIONMENT OF GARDENS EXPENSES	22,778.03	25,813.30	28,038.77	17,847.90	19,469.50	28,945.51	142,893.01
AUDITORS REMUNERATION	0.00	0.00	0.00	0.00	0.00	0.00	0.00
CARPARK EQUIPMENT	0.00	0.00	0.00	0.00	0.00	0.00	0.00
CLEANING EXPENSES	12,440.00	12,440.00	12,440.00	12,440.00	12,440.00	12,440.00	74,640.00
COUNSELLING FEE	0.00	0.00	0.00	0.00	0.00	0.00	0.00
ELECTRICITY	30,512.00	32,282.00	30,573.00	30,210.00	34,150.00	33,571.00	191,298.00
MAINTENANCE, REPAIR & INSTALLATION							
DRAINAGE, ELECTRICALS & PUMPS.	3,902.31	6,140.77	11,371.52	0.00	5,973.27	17,196.47	44,584.34
SECURITY SYSTEM	220.00	440.00	220.00	0.00	220.00	660.00	1,760.00
FIRE FIGHTING SYSTEM	0.00	228,820.00	0.00	0.00	0.00	1,000.00	229,820.00
MANAGERS REMUNERATION 4%	2,856.01	12,057.23	3,019.85	2,652.02	2,947.00	3,430.38	26,962.49
MAINTENANCE FUND 11%	7,854.03	33,157.39	8,304.59	7,293.06	8,104.25	9,483.54	74,146.86
SECURITY GUARD SERVICE CHARGES	23,509.00	20,075.00	20,075.00	20,075.00	20,075.00	20,075.00	123,884.00
LEGAL FEE	0.00	0.00	0.00	0.00	0.00	0.00	0.00
SUNDRY EXPENSES	0.00	416.30	0.00	0.00	0.00	0.00	416.30
TELEPHONE	817.00	816.75	816.75	816.75	816.75	817.00	4,901.00
WATER FEE	0.00	0.00	0.00	2,738.80	0.00	0.00	2,738.80
TOTAL EXPENSES	104,888.38	372,458.74	114,859.48	94,093.53	104,195.77	127,568.90	918,064.80
SURPLUS / (DEFICIT) FOR THE PERIOD	21,183.17	(248,787.19)	9,862.07	30,028.02	20,512.88	(2,547.35)	(169,748.40)
SURPLUS B/F	487,100.54	508,283.71	259,496.52	269,358.59	299,386.61	319,895.49	487,100.54
BALANCE C/F	508,283.71	259,496.52	269,358.59	299,386.61	319,895.49	317,352.14	317,352.14

*報表內的1月至5月數據是由前會計公司提供，有待執業會計師核實後方可作準，最後賬目或會因應會計師意見作出調整。
 如有任何查詢可致電2491 7234與本部聯絡。



T.L.60
HONG KONG GARDENS - CARPARK D
STATEMENT OF COMPREHENSIVE INCOME
(FORMERLY KNOWN AS INCOME & EXPENDITURE ACCOUNT)

葵景花園車場D
收支報告表

	Jan-16 (一月)	Feb-16 (二月)	Mar-16 (三月)	Apr-16 (四月)	May-16 (五月)	Jun-16 (六月)	1-6/2016 TOTAL總計
INCOME:							
收入							
MANAGEMENT FEE RECEIVED	136,192.00	136,192.00	136,192.00	136,192.00	136,192.00	136,192.00	817,152.00
ADD: LEGAL FEE RECOVERY	0.00	0.00	0.00	0.00	0.00	0.00	0.00
ADD: INTEREST RECEIVED	0.00	0.00	0.00	0.00	0.00	0.00	0.00
ADD: SUNDRY INCOME	1,950.00	1,050.00	1,350.00	900.00	2,100.00	1,500.00	8,850.00
LESS: PROVISION FOR BAD DEBT - M.F.							0.00
LESS: SINKING FUND	(6,809.60)	(6,809.60)	(6,809.60)	(6,809.60)	(6,809.60)	(6,809.60)	(40,857.60)
LESS: SURPLUS REFUND TO OWNERS							0.00
	131,332.40	130,432.40	130,732.40	130,282.40	131,482.40	130,882.40	785,144.40
EXPENSES:							
減: 支出							
APPORTIONMENT OF GARDENS EXPENSES	31,350.41	35,227.99	38,591.00	24,564.86	26,796.73	39,838.99	196,669.98
AUDITORS REMUNERATION	0.00	0.00	0.00	0.00	0.00	0.00	0.00
CARPARK EQUIPMENT	550.00	0.00	0.00	0.00	0.00	0.00	550.00
CLEANING EXPENSES	12,440.00	12,440.00	12,440.00	12,440.00	12,440.00	12,440.00	74,640.00
COUNSELLING FEE	0.00	0.00	0.00	0.00	0.00	0.00	0.00
ELECTRICITY	24,664.00	19,308.00	22,164.00	19,152.00	24,445.00	25,444.00	135,177.00
LEGAL FEE	0.00	0.00	0.00	0.00	0.00	0.00	0.00
MAINTENANCE, REPAIR & INSTALLATION	8,273.62	9,444.04	16,591.04	0.00	7,204.04	19,756.99	61,269.73
DRAINAGE, ELECTRICALS & PUMPS.	220.00	440.00	220.00	0.00	220.00	660.00	1,760.00
SECURITY SYSTEM	0.00	17,560.00	0.00	0.00	0.00	1,000.00	18,560.00
FIRE FIGHTING SYSTEM	2,818.94	3,221.84	2,892.27	2,186.01	2,609.63	3,207.72	16,936.41
MANAGERS REMUNERATION 4%	7,752.10	8,860.07	7,953.75	6,011.52	7,176.49	8,821.23	46,575.16
MAINTENANCE FUND 11%	23,509.00	20,075.00	20,075.00	20,075.00	20,075.00	20,075.00	123,884.00
SECURITY GUARD SERVICE CHARGES	0.00	462.30	0.00	0.00	40.00	0.00	502.30
SUNDRY EXPENSES	817.00	816.75	816.75	816.75	816.75	817.00	4,901.00
TELEPHONE	0.00	0.00	0.00	2,166.40	0.00	0.00	2,166.40
WATER FEE	112,395.07	128,155.99	121,743.81	87,412.54	101,823.64	132,060.93	683,591.98
TOTAL EXPENSES	18,937.33	2,276.41	8,983.59	42,869.86	29,658.76	(1,178.53)	101,552.42
SURPLUS / (DEFICIT) FOR THE PERIOD	543,046.00	361,983.33	364,259.74	373,248.33	416,118.19	445,776.95	343,046.00
SURPLUS B/F	361,983.33	364,259.74	373,248.33	416,118.19	445,776.95	444,598.42	444,598.42
BALANCE C/F							

*報表內的1月至5月數據是由前會計公司提供，有待執業會計師核實後方可作準，最後賬目或會因應會計師意見作出調整。
如有任何查詢可致電2491 7234與本部聯絡。





T.L.60
H. K. GARDEN - COMMERCIAL COMPLEX
STATEMENT OF COMPREHENSIVE INCOME
(FORMERLY KNOWN AS INCOME & EXPENDITURE ACCOUNT)

INCOME:	Jan-16 (一月)	Feb-16 (二月)	Mar-16 (三月)	Apr-16 (四月)	May-16 (五月)	Jun-16 (六月)	1-6/2016 TOTAL 總計
MANAGEMENT FEE RECEIVED	164,450.00	164,450.00	164,450.00	164,450.00	164,450.00	164,450.00	986,700.00
SUNDRY INCOME	3,607.78	2,707.54	552.42	6,274.40	4,180.66	3,751.00	21,073.80
TELECOM STATION INCOME	88,300.00	88,300.00	88,300.00	88,300.00	88,300.00	88,300.00	529,800.00
LESS: PROPERTY TAX OF TELECOM	0.00	0.00	0.00	0.00	0.00	0.00	0.00
	256,357.78	255,457.54	253,302.42	259,024.40	256,930.66	256,501.00	1,537,573.80
EXPENSES:							
減: 支出							
AFFORTIONMENT OF GARDEN EXPENSE	2,099.36	2,379.11	2,584.22	1,644.97	1,794.42	2,667.79	13,169.87
AUDITORS REMUNERATION	0.00	0.00	0.00	0.00	0.00	0.00	0.00
AIR CONDITION SYSTEM	0.00	4,200.00	10,800.00	0.00	5,400.00	16,200.00	36,600.00
GOVERNMENT RENT/RATES	0.00	0.00	0.00	7,974.00	0.00	0.00	7,974.00
CLEANING EXPENSES	37,303.00	37,303.00	37,303.00	37,303.00	37,303.00	37,387.00	224,302.00
COUNSELLING FEE	0.00	0.00	0.00	0.00	0.00	0.00	0.00
ELECTRICITY	29,757.48	36,826.12	29,457.44	30,218.84	42,378.80	44,105.68	212,704.36
FESTIVAL DECORATION EXPENSES	0.00	1,280.00	0.00	3,220.00	0.00	0.00	4,500.00
FURNITURE, FIXTURES & EQUIPMENT	0.00	0.00	0.00	0.00	0.00	0.00	0.00
GENERATOR	0.00	10,350.00	1,680.00	12,350.00	800.00	2,400.00	27,500.00
MAINTENANCE, REPAIRS & INSTALLATION	9,800.00	38,300.00	155,670.00	0.00	4,308.00	37,049.50	225,127.50
DRAINAGE, ELECTRICALS & PUMPS.	800.00	850.00	850.00	7,500.00	0.00	3,400.00	13,400.00
SECURITY SYSTEM	58,350.00	1,920.00	0.00	0.00	2,055.00	0.00	62,325.00
FIRE FIGHTING SYSTEM	0.00	25,080.00	18,350.00	6,350.00	5,150.00	48,202.00	103,132.00
LIFTS	7,389.94	8,619.44	11,146.26	5,821.99	5,628.43	10,114.45	48,720.51
MANAGER'S REMUNERATION 4%	47,018.00	40,150.00	40,150.00	40,150.00	40,150.00	40,150.00	247,768.00
SECURITY GUARD SERVICE CHARGES	1,740.00	968.00	4,496.00	484.00	3,166.00	3,330.00	14,184.00
SUNDRY EXPENSES	0.00	0.00	0.00	0.00	0.00	0.00	0.00
TRAVELLING	0.00	0.00	0.00	0.00	0.00	0.00	0.00
TELEPHONE	0.00	0.00	0.00	0.00	0.00	188.00	188.00
WAGES / SALARIES	0.00	0.00	0.00	0.00	0.00	0.00	0.00
MANDATORY PROVIDENT FUND	0.00	0.00	0.00	0.00	0.00	0.00	0.00
WATER FEE	0.00	18,259.00	0.00	0.00	0.00	20,049.10	38,308.10
TOTAL EXPENSES	194,237.78	226,484.67	292,386.92	153,016.80	148,133.65	265,643.52	1,279,903.34
SURPLUS / (DEFICIT) FOR THE PERIOD	62,120.00	28,972.87	(39,084.50)	106,007.60	108,797.01	(9,142.52)	257,670.46
SURPLUS B/F	81,963.91	144,083.91	173,056.78	133,972.28	239,975.88	348,776.89	81,963.91
LESS: BALANCE C/F	144,083.91	173,056.78	133,972.28	239,975.88	348,776.89	339,634.37	339,634.37

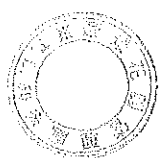
*報表內的1月至5月數據是由前會計公司提供，有待執業會計師核實後方可作準，最後賬目或會因應會計師意見作出調整。
如有任何查詢可致電2491 7234與本部聯絡。

HONG KONG GARDENS
COMMON AREA (ESTATE), BLK(1-23) & C.P.(A, B, C & D)
STATEMENT OF COMPREHENSIVE INCOME
(FORMERLY KNOWN AS INCOME & EXPENDITURE ACCOUNT.)

宏景花園
全苑, 第一, 第二, 第三, 第四, 第五
收支帳目表

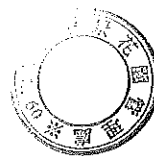
INCOME:	Jan-16 (一月)	Feb-16 (二月)	Mar-16 (三月)	Apr-16 (四月)	May-16 (五月)	Jun-16 (六月)	1-6/2016 TOTAL總計
MANAGEMENT FEE RECEIVED	4,375,923.00	4,375,923.00	4,375,923.00	4,375,923.00	4,375,923.00	4,375,923.00	26,253,538.00
LESS: SINKING FUND	(218,796.15)	(218,796.15)	(218,796.15)	(218,796.15)	(218,796.15)	(218,796.15)	(1,312,776.90)
TELECOM STATION INCOME	9,000.00	9,000.00	9,000.00	9,000.00	9,000.00	9,000.00	54,000.00
LESS: PROPERTY TAX OF TELECOM	0.00	0.00	0.00	0.00	0.00	0.00	0.00
INSURANCE COMPENSATION	0.00	0.00	0.00	0.00	0.00	0.00	0.00
BANK INTEREST RECEIVED	53,496.42	398.20	67,446.34	38,388.92	261.14	264.09	160,165.11
INTEREST RECEIVED	0.00	0.00	0.00	0.00	0.00	169.50	169.50
LEGAL FEE RECOVERED	0.00	0.00	552.10	1,735.55	806.78	0.00	3,094.43
BAD DEBT (OLF) WRITTEN BACK	4,880.00	0.00	0.00	0.00	0.00	0.00	4,880.00
DEBIT REMOVAL CHARGE RECD.	25,061.70	15,129.80	17,783.90	24,760.80	15,528.00	20,826.30	119,090.50
TENNIS & SQUASH COURT INCOME	8,700.00	3,600.00	9,895.00	4,200.00	7,650.00	7,650.00	41,695.00
SUNDRY INCOME	0.00	0.00	0.00	0.00	24,832.00	49,300.00	74,132.00
SWIMMING POOL INCOME	0.00	0.00	0.00	0.00	0.00	0.00	0.00
REBATE	4,238,264.97	4,186,124.85	4,262,444.19	4,235,852.12	4,216,164.77	4,244,336.74	25,408,187.54
AUDITORS REMUNERATION	0.00	0.00	0.00	0.00	0.00	0.00	0.00
BANK CHARGES	130.00	50.00	120.00	100.00	230.00	180.00	810.00
CARPARK EQUIPMENT	550.00	0.00	0.00	0.00	0.00	0.00	550.00
CONCILIATION EXPENSES	0.00	0.00	70,006.50	0.00	0.00	0.00	70,006.50
GOVERNMENT RENT/RATES	810.00	0.00	0.00	810.00	0.00	0.00	1,620.00
CLEANING EXPENSES	524,697.00	524,697.00	524,697.00	524,697.00	524,697.00	524,697.00	3,162,582.00
CONSULTING FEE	0.00	0.00	0.00	0.00	0.00	0.00	0.00
DEBIT REMOVAL CHG.	0.00	0.00	0.00	0.00	0.00	0.00	0.00
ELECTRICITY	372,787.44	395,581.83	364,691.91	337,868.31	429,047.46	528,579.06	2,428,556.56
FESTIVAL DECORATION EXPENSES	618.00	7,454.00	14,650.00	0.00	0.00	0.00	22,722.00
FURNITURE, FIXTURES & EQUIPMENT	0.00	0.00	0.00	0.00	0.00	0.00	0.00
DEPRECIATION	0.00	0.00	0.00	0.00	0.00	0.00	0.00
GARDENING EXPENSES	0.00	0.00	3,285.00	0.00	1,450.00	797.80	5,532.80
INSURANCE	0.00	0.00	419,231.81	4,900.16	0.00	0.00	424,131.97
LEGAL FEE	0.00	2,000.00	1,000.00	950.00	0.00	2,000.00	6,950.00
MAINTENANCE, REPAIR & INSTALLATION	229,645.00	389,866.00	420,477.00	80,760.00	137,443.50	75,675.20	645,066.70
DRAINAGE, ELECTRICALS & PUMPS.	0.00	170,800.00	341,600.00	0.00	0.00	512,400.00	1,884,400.00
HANG CHEONG ENGINEERING	27,995.00	45,140.00	44,375.00	8,350.00	28,245.00	38,865.00	192,970.00
SECURITY SYSTEM / SMARTV STM	0.00	631,880.00	0.00	0.00	15,655.00	20,500.00	688,035.00
FIRE FIGHTING SYSTEM	0.00	0.00	0.00	0.00	0.00	0.00	0.00
GENERATOR	58,100.00	164,540.00	341,000.00	(14,700.00)	173,980.00	249,900.00	965,820.00
LIFTS	8,952.00	0.00	0.00	0.00	8,952.00	147,266.00	165,170.00
SWIMMING POOL EXPENSES	0.00	0.00	0.00	0.00	0.00	0.00	0.00
WALKIE-TALKIE	0.00	0.00	0.00	0.00	0.00	0.00	0.00
WATER TREATMENT PLANT - HYDROTECH	164,185.55	205,613.87	199,112.85	129,462.63	152,494.78	198,761.24	1,051,630.92
MANAGERS REMUNERATION 4%	245,169.64	342,618.62	295,344.86	194,510.39	245,136.43	290,902.65	1,614,682.59
PEST CONTROL	2,168.00	21,440.00	10,720.00	0.00	10,720.00	42,880.00	85,760.00
PROVING AND STATIONERY	25,000.00	25,000.00	31,000.00	25,000.00	25,000.00	6,000.00	138,000.00
PROFESSIONAL FEE	43,664.00	38,924.00	38,924.00	44,033.00	0.00	77,848.00	243,399.00
RENTAL EXPENSES	2,328,104.00	1,738,439.60	1,738,439.60	1,738,439.60	1,738,439.60	1,738,439.60	11,120,302.00
SECURITY GUARD SERVICE CHARGES	16,668.00	49,105.20	27,485.95	832.00	26,531.10	33,494.10	148,113.35
SUNDRY EXPENSES	11,028.63	11,596.00	12,095.25	11,756.00	14,839.00	12,332.00	73,676.88
TELEPHONE	0.00	0.00	0.00	0.00	0.00	0.00	0.00
TRAVELLING	0.00	13,000.40	0.00	0.00	0.00	444.00	13,464.40
UNIFORM	431,910.40	427,897.00	525,507.27	415,134.80	435,573.00	478,578.95	2,714,978.95
WAGES/SALARIES	21,814.38	21,640.70	23,570.06	19,849.50	18,929.60	18,625.76	124,430.00
MANDATORY PROVIDENT FUND	0.00	428,147.10	0.00	17,273.20	464,085.00	904,505.30	904,505.30
WATER FEE	4,313,994.04	5,174,579.77	5,472,278.06	3,560,557.09	4,210,999.17	5,484,694.54	28,557,082.67
TOTAL EXPENSES	(255,729.97)	(1,528,434.92)	(1,209,833.87)	(675,313.03)	(5,165.60)	(1,240,357.83)	(3,553,895.03)

*報表內的1月至5月數據是由前會計公司提供，有待執業會計師核實後方可作準，最後賬目或會因應會計師意見作出調整。
如有任何查詢可致電2491 7234與本部聯絡。



Jun-2016

1. Drainage, Water Pipes, Pumps Elec.				
	水電, 保養維修	Hang Cheong - 水電保養4-6/2016 @\$33,880	\$101,640.00	
		其他	\$17,603.10	\$119,243.10
2. Swimming Pool Expenses	泳池費	D & K - 泳池保養 3-4/2016 @\$8,952	\$17,904.00	
		D & K - 泳池保養及救生員 5/2016 (5月19日開池)	\$36,658.00	
		D & K - 泳池保養及救生員 6/2016	\$72,764.00	
		10/9/16-9/9/17 泳池牌照費	\$10,140.00	
		其他	\$9,800.00	\$147,266.00
3. Rental Expenses	管理處租金	管理處租金 5-6/2016 @38,924	\$77,848.00	
4. Pest Control	殺蟲滅鼠	Bagnio Pest - pest control 3-6/2016 @\$10,720	\$42,880.00	
5. Professional Fee	專業服務費	Part-time for accounting service (6 days)	\$6,000.00	



T.L.60

HONG KONG GARDENS - BLOCK 1
SUPPLEMENTARY NOTES

豪景花園第一座
備註

Jun-2016

1. Drainage, Water Pipes, Pumps Elec.

水電,保養維修

Hang Cheong - 水電保養4-6/2016 @\$4,200
其他

\$12,600.00
\$97.30

\$12,697.30

2. Security System / SMATV system

保安系統/衛星電視

Pacific Satellite - 公眾天線、衛星電視及保安系統保養服務 4-6/2016 @\$562
其他

\$1,686.00
\$82.14

\$1,768.14



T.L.60

HONG KONG GARDENS - BLOCK 2
SUPPLEMENTARY NOTES

森景花園第二座
備註

Jun-2016

1. Drainage, Water Pipes, Pumps Elec.

水電, 保養維修

Hang Cheong - 水電保養4-6/2016 @\$4,200
其他

\$12,600.00
\$97.30

\$12,697.30

2. Security System / SMATV system

保安系統/衛星電視

Pacific Satellite - 公眾天線、衛星電視及保安系統保養服務 4-6/2016 @\$562
其他

\$1,686.00
\$82.14

\$1,768.14

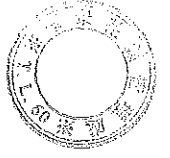


T.L.60
HONG KONG GARDENS - BLOCK 3
SUPPLEMENTARY NOTES

豪景花園第三座
備註

Jun-2016

1. Drainage, Water Pipes, Pumps Elec.	水電, 保養維修	Hang Cheong - 水電保養4-6/2016 @\$4,200 其他	\$12,600.00 \$97.30	\$12,697.30
2. Security System / SMATV system	保安系統/衛星電視	Pacific Satellite - 公眾天線、衛星電視及保安系統保養服務 4-6/2016 @\$422 其他	\$1,266.00 \$82.14	\$1,348.14



Jun-2016

1. Drainage, Water Pipes, Pumps Elec.	水電, 保養維修	Hang Cheong - 水電保養4-6/2016 @\$4,200 其他	\$12,600.00 \$1,848.07	\$14,448.07
2 Security System / SMA TV system	保安系統/衛星電視	Pacific Satellite - 公眾天線、衛星電視及保安系統保養服務 4-6/2016 @\$422 其他	\$1,266.00 \$82.14	\$1,348.14



T.L.60
HONG KONG GARDENS - BLOCK 5
SUPPLEMENTARY NOTES

豪華花園第五座
備註

Jun-2016

1. Drainage, Water Pipes, Pumps Elec.	水喉, 保養維修	Hang Cheong - 水喉保養4-6/2016 @\$4,200 其他	\$12,600.00 \$4,408.07	\$17,008.07
2. Security System / SMA TV system	保安系統/衛星電視	Pacific Satellite - 公眾天線、衛星電視及保安系統保養服務 4-6/2016 @\$687 其他	\$2,061.00 \$82.14	\$2,143.14



T.L.60
HONG KONG GARDENS - BLOCK 6
SUPPLEMENTARY NOTES

豪景花園第六座
備註

Jun-2016

1. Drainage, Water Pipes, Pumps Elec.	水電, 保養維修	Hang Cheong - 水電保養4-6/2016 @\$4,200 其他	\$12,600.00 \$1,020.07	\$13,620.07
2. Security System / SMATV system	保安系統/衛星電視	Pacific Satellite - 公眾天線、衛星電視及保安系統保養服務 4-6/2016 @\$687 其他	\$2,061.00 \$82.14	\$2,143.14



Jun-2016

1. Drainage, Water Pipes, Pumps Elec.	水電, 保養維修	Hang Cheong - 水電保養4-6/2016 @\$4,200 其他	\$12,600.00 \$417.83	\$13,017.83
2. Security System / SMATV system	保安系統/衛星電視	Pacific Satellite - 公眾天線、衛星電視及保安系統保養服務 4-6/2016 @\$515 其他	\$1,545.00 \$82.14	\$1,627.14

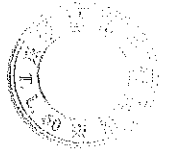


T.L.60
HONG KONG GARDENS - BLOCK 8
SUPPLEMENTARY NOTES

豪景花園第八座
備註

Jun-2016

1. Drainage, Water Pipes, Pumps Elec.	水電, 保養維修	Hang Cheong - 水電保養4-6/2016 @\$4,200 其他	\$12,600.00 \$2,697.83	\$15,297.83
2. Security System / SMATV system	保安系統/衛星電視	Pacific Sarelite - 公眾天線、衛星電視及保安系統保養服務 4-6/2016 @\$15 其他	\$1,545.00 \$82.14	\$1,627.14



T.L.60
HONG KONG GARDENS - BLOCK 9
SUPPLEMENTARY NOTES

葵景花園第九座
備註

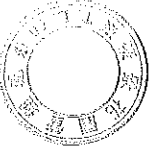
Jun-2016				
1. Drainage, Water Pipes, Pumps Elec.	水電, 保養維修	Hang Cheong - 水電保養 4-6/2016 @\$4,200 其他	\$12,600.00 \$199.83	\$12,799.83
2. Security System / SMATV system	保安系統/衛星電視	Pacific Satellite - 公眾天線、衛星電視及保安系統保養服務 4-6/2016 @\$515 其他	\$1,545.00 \$82.14	\$1,627.14
3. Lift	升降機	Elevator Parts - lift maint 5-6/2016 @\$6,800		\$13,600.00



T.L.60
HONG KONG GARDENS - BLOCK 10
SUPPLEMENTARY NOTES

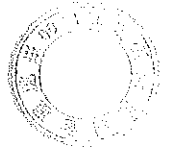
豪景花園第十座
備註

Jun-2016				
1. Drainage, Water Pipes, Pumps Elec.	水電, 保養維修	Hang Cheong - 水電保養 4-6/2016 @\$4,200 其他	\$12,600.00 \$933.83	\$13,533.83
2. Security System / SMATV system	保安系統/衛星電視	Pacific Satellite - 公眾天線、衛星電視及保安系統保養服務 4-6/2016 @\$515 其他	\$1,545.00 \$82.14	\$1,627.14
3. Lift	升降機	Elevator Parts - lift maint 5-6/2016 @\$6,800		\$13,600.00




Jun-2016

1. Drainage, Water Pipes, Pumps Elec.	水電, 保養維修	Hang Cheong - 水電保養4-6/2016 @\$4,200 其他	\$12,600.00 \$903.83	\$13,503.83
2. Security System / SMATV system	保安系統/衛星電視	Pacific Satellite - 公眾天線、衛星電視及保安系統保養服務 4-6/2016 @\$515 其他	\$1,545.00 \$82.14	\$1,627.14
3. Lift	升降機	Elevator Parts - lift maint 5-6/2016 @\$6,800		\$13,600.00



Jun-2016

1. Drainage, Water Pipes, Pumps Elec.	水電, 保養維修	Hang Cheong - 水電保養4-6/2016 @\$4,200 其他	\$12,600.00 \$453.83	\$13,053.83
2. Security System / SMATV system	保安系統/衛星電視	Pacific Satellite - 公眾天線、衛星電視及保安系統保養服務 4-6/2016 @\$515 其他	\$1,545.00 \$82.14	\$1,627.14
3. Lift	升降機	Elevator Parts - lift maint 5-6/2016 @\$6,800		\$13,600.00



Jun-2016

1. Drainage, Water Pipes, Pumps Elec.	水電, 保養維修	Hang Cheong - 水電保養4-6/2016 @\$4,200 其他	\$12,600.00 \$363.83	\$12,963.83
2. Security System / SMATV system	保安系統/衛星電視	Pacific Satellite - 公眾天線、衛星電視及保安系統保養服務 4-6/2016 @\$281 其他	\$843.00 \$82.14	\$925.14
3. Lift	升降機	Elevator Parts - lift maint 5-6/2016 @\$6,800		\$13,600.00



HONG KONG GARDENS - BLOCK 14
SUPPLEMENTARY NOTES

豪景花園 第十四座
備註

Jun-2016

1. Drainage, Water Pipes, Pumps Elec.	水電, 保養維修	Hang Cheong - 水電保養 4-6/2016 @\$4,200 其他	\$12,600.00 \$199.81	\$12,799.81
2. Security System / SMATV system	保安系統/衛星電視	Pacific Satellite - 公眾天線、衛星電視及保安系統保養服務 4-6/2016 @\$281 其他	\$843.00 \$962.14	\$1,805.14
3. Lift	升降機	Elevator Parts - lift maint 5-6/2016 @\$6,800		\$13,600.00



T.L.60

HONG KONG GARDENS - BLOCK 15
SUPPLEMENTARY NOTES

靚景花園 第十五座
備註


Jun-2016

1. Drainage, Water Pipes, Pumps Elec.	水電, 保養維修	Hang Cheong - 水電保養4-6/2016 @\$4,550 其他	\$13,650.00 \$501.00	\$14,151.00
2. Security System / SMA TV system	保安系統/衛星電視	Pacific Satellite - 公眾天線、衛星電視及保安系統保養服務 4-6/2016 @\$188 其他	\$564.00 \$82.14	\$646.14



Jun-2016

1. Drainage, Water Pipes, Pumps Elec.	水喉, 保養維修	Hang Cheong - 水喉保養4-6/2016 @\$4,200 其他	\$12,600.00 \$5,886.17	\$18,486.17
2. Security System / SMA TV system	保安系統/衛星電視	Pacific Satellite - 公眾天線、衛星電視及保安系統保養服務 4-6/2016 @\$453 其他	\$1,359.00 \$82.14	\$1,441.14



Jun-2016

1. Drainage, Water Pipes, Pumps Elec.	水電, 保養維修	Hang Cheong - 水電保養4-6/2016 @\$4,200 其他	\$12,600.00 \$1,027.17	\$13,627.17
2. Security System / SMATV system	保安系統/衛星電視	Pacific Satellite - 公眾天線、衛星電視及保安系統保養服務 4-6/2016 @\$453 其他	\$1,359.00 \$82.14	\$1,441.14

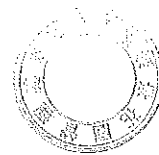


HONG KONG GARDENS - BLOCK 18
SUPPLEMENTARY NOTES

豪景花園 第十八座
備註

Jun-2016

1. Drainage, Water Pipes, Pumps Elec.	水電, 保養維修	Hang Cheong - 水電保養4-6/2016 @\$4,200 其他	\$12,600.00 \$806.07	\$13,406.07
2. Security System / SMA TV system	保安系統/衛星電視	Pacific Satellite - 公眾天線、衛星電視及保安系統保養服務 4-6/2016 @\$453 其他	\$1,359.00 \$82.14	\$1,441.14




Jun-2016

1. Drainage, Water Pipes, Pumps Elec.	水電, 保養維修	Hang Cheong - 水電保養4-6/2016 @\$4,200 其他	\$12,600.00 \$600.17	\$13,200.17
2. Security System / SMA TV system	保安系統/衛星電視	Pacific Satellite - 公眾天線、衛星電視及保安系統保養服務 4-6/2016 @\$453 其他	\$1,359.00 \$82.14	\$1,441.14



Jun-2016

1. Drainage, Water Pipes, Pumps Elec.	水電, 保養維修	Hang Cheong - 水電保養4-6/2016 @\$4,200 其他	\$12,600.00 \$336.17	\$12,936.17
2. Security System / SMA TV system	保安系統/衛星電視	Pacific Satellite - 公眾天線、衛星電視及保安系統保養服務 4-6/2016 @\$453 其他	\$1,359.00 \$82.14	\$1,441.14



HONG KONG GARDENS - BLOCK 21
SUPPLEMENTARY NOTES

豪華花園 第二十一座
備註

Jun-2016

1. Drainage, Water Pipes, Pumps Elec.	水電, 保養維修	Hang Cheong - 水電保養4-6/2016 @\$4,200 其他	\$12,600.00 \$508.17	\$13,108.17
2. Security System / SMATV system	保安系統/衛星電視	Pacific Satellite - 公眾天線、衛星電視及保安系統保養服務 4-6/2016 @\$453 其他	\$1,359.00 \$82.14	\$1,441.14




T.L.60

HONG KONG GARDENS - BLOCK 22
SUPPLEMENTARY NOTES

靚景花園 第二十二座
備註

Jun-2016

1. Drainage, Water Pipes, Pumps Elec.	水電, 保養維修	Hang Cheong - 水電保養4-6/2016 @\$4,200 其他	\$12,600.00 \$805.01	\$13,405.01
2. Security System / SMA TV system	保安系統/衛星電視	Pacific Satellite - 公眾天線、衛星電視及保安系統保養服務 4-6/2016 @\$172 其他	\$516.00 \$82.14	\$598.14



Jun-2016

1. Drainage, Water Pipes, Pumps Elec.	水電, 保養維修	Hang Cheong - 水電保養4-6/2016 @\$4,200 其他	\$12,600.00 \$161.01	\$12,761.01
2. Security System / SMATV system	保安系統/衛星電視	Pacific Satellite - 公眾天線、衛星電視及保安系統保養服務 4-6/2016 @\$164 其他	\$492.00 \$82.14	\$574.14



Jun-2016

1. Drainage, Water Pipes, Pumps Elec.	水電, 保養維修	Hang Cheong - 水電保養4-6/2016 @\$4,200 其他	\$12,600.00 \$462.01	\$13,062.01
2. Security System / SMATV system	保安系統/衛星電視	Pacific Satellite - 公眾天線、衛星電視及保安系統保養服務 4-6/2016 @\$156 其他	\$468.00 \$82.14	\$550.14



HONG KONG GARDENS - BLOCK 25
SUPPLEMENTARY NOTES

豪景花園 第二十五座
備註


Jun-2016

1. Drainage, Water Pipes, Pumps Elec.	水電, 保養維修	Hang Cheong - 水電保養4-6/2016 @\$4,200 其他	\$12,600.00 \$3,413.26	\$16,013.26
2. Security System / SMATV system	保安系統/衛星電視	Pacific Satellite - 公眾天線、衛星電視及保安系統保養服務 4-6/2016 @\$172 其他	\$516.00 \$82.14	\$598.14



Jun-2016

1. Drainage, Water Pipes, Pumps Elec.	水電, 保養維修	Hang Cheong - 水電保養4-6/2016 @\$4,200 其他	\$12,600.00 \$469.26	\$13,069.26
2. Security System / SMATV system	保安系統/衛星電視	Pacific Satellite - 公眾天線、衛星電視及保安系統保養服務 4-6/2016 @\$164 其他	\$492.00 \$82.14	\$574.14



Jun-2016

1. Drainage, Water Pipes, Pumps Elec.	水電, 保養維修	Hang Cheong - 水電保養4-6/2016 @\$4,200 EC InfoTech - 八達通系統保養 5-6/2016 @\$2,125 其他	\$12,600.00 \$4,250.00 <u>\$1,551.75</u>	\$18,401.75
2. Security System / SMATV system	保安系統/衛星電視	Pacific Satellite - 公眾天線、衛星電視及保安系統保養服務 4-6/2016 @\$147 其他	\$441.00 <u>\$82.14</u>	\$523.14



Jun-2016

1. Drainage, Water Pipes, Pumps Elec.	水電, 保養維修	Hang Cheong - 水電保養4-6/2016 @\$4,200 EC InfoTech - 八達通系統保養 5-6/2016 @\$2,125 其他	\$12,600.00 \$4,250.00 <u>\$1,551.75</u>	\$18,401.75
2. Security System / SMATV system	保安系統/衛星電視	Pacific Satellite - 公眾天線、衛星電視及保安系統保養服務 4-6/2016 @\$140 其他	\$420.00 <u>\$82.22</u>	\$502.22



T.L.60
HONG KONG GARDENS - CARPARK A
SUPPLEMENTARY NOTES
荃景花園車場 A
備註

<u>Jun-2016</u>			
1. Drainage, Water Pipes, Pumps Elec.	水電, 保養維修	Hang Cheong - 水電保養4-6/2016 @\$4,742.50 EC InfoTech - 八達通系統保養 5-6/2016 @\$1,230.77 其他	\$14,227.50 \$2,461.54 <u>\$321.43</u>
2. Security System / SMATV system	保安系統/衛星電視	Pacific Satellite - 公眾天線、衛星電視及保安系統保養服務 4-6/2016 @\$220	\$660.00
			<u>\$17,010.47</u>



T.L.60
HONG KONG GARDENS - CARPARK B
SUPPLEMENTARY NOTES
豪景花園車場 B
備註

<u>Jun-2016</u>			
1. Drainage, Water Pipes, Pumps Elec.	水電, 保養維修	Hang Cheong - 水電保養4-6/2016 @\$4,742.50 EC InfoTech - 八達通系統保養 5-6/2016 @\$1,230.77 其他	\$14,227.50 \$2,461.54 <u>\$4,011.43</u>
2. Security System / SMATV system	保安系統/衛星電視	Pacific Satellite - 公眾天線、衛星電視及保安系統保養服務 4-6/2016 @\$220	\$660.00
			\$20,700.47



T.L.60
HONG KONG GARDENS - CARPARK C
SUPPLEMENTARY NOTES
豪景花園車場 C
備註

<u>Jun-2016</u>			
1. Drainage, Water Pipes, Pumps Elec.	水電, 保養維修	Hang Cheong - 水電保養 4-6/2016 @\$4,742.50 EC InfoTech - 八達通系統保養 5-6/2016 @\$1,230.77 其他	\$14,227.50 \$2,461.54 <u>\$507.43</u>
2. Security System / SMATV system	保安系統/衛星電視	Pacific Satellite - 公眾天線、衛星電視及保安系統保養服務 4-6/2016 @\$220	\$660.00
			<u>\$17,196.47</u>



T.L.60
HONG KONG GARDENS - CARPARK D
SUPPLEMENTARY NOTES
豪景花園車場 D
備註

<u>Jun-2016</u>			
1. Drainage, Water Pipes, Pumps Elec.	水電, 保養維修	Hang Cheong - 水電保養 4-6/2016 @\$4,742.50 EC InfoTech - 八達通系統保養 5-6/2016 @\$2,461.54 其他	\$14,227.50 \$4,923.08 \$606.41
2. Security System / SMATV system	保安系統/衛星電視	Pacific Satelite - 公眾天線、衛星電視及保安系統保養服務 4-6/2016 @\$220	\$19,756.99 \$660.00



T.L.60
H. K. GARDEN - COMMERCIAL COMPLEX 豪景花園 - 商場
SUPPLEMENTARY NOTES
備註

Jun-2016

1. Drainage, Water Pipes, Pumps Elec.	水電, 保養維修	Hang Cheong - 水電保養4-6/2016 @\$4,200 Brilliant Era - 商場大八方扶手梯加裝安全膠檔板 (TL60HOPF-0716-006) 其他	\$12,600.00 \$21,800.00 <u>\$2,649.50</u>	\$37,049.50
2. Security System / SMATV system	保安系統/衛星電視	Allink - 保安系統保養服務 3-6/2016 @\$850		\$3,400.00



T.L.60
HONG KONG GARDENS
COMMON AREA (ESTATE), BLK(1 - 28) & C.P.(A, B, C & D)
SUPPLEMENTARY NOTES

<u>Jun-2016</u>				
1.	Drainage, Water Pipes, Pumps Elec.	水電, 保養維修	Hang Cheong - 水電保養4-6/2016 @\$170,800 其他	\$512,400.00 \$75,675.20
2.	Security System / SMATV system	保安系統/衛星電視	Pacific Satellite - 公眾天線、衛星電視及保安系統保養服務 4-6/2016 @\$11,895 其他	\$35,685.00 \$3,180.00
3	Swimming Pool Expenses	泳池費	D & K - 泳池保養 3-4/2016 @\$8,952 D & K - 泳池保養及救生員 5/2016 (5月19日開池) D & K - 泳池保養及救生員 6/2016 10/9/16-9/9/17 泳池牌照費 其他	\$17,904.00 \$36,658.00 \$72,764.00 \$10,140.00 \$9,800.00
4	Rental Expenses	管理處租金	管理處租金 5-6/2016 @\$38,924	\$77,848.00
6.	Pest Control	殺蟲滅鼠	Baguio Pest - pest control 3-6/2016 @\$10,720	\$42,880.00
7.	Professional Fee	專業服務費	Part-time for accounting service (6 days)	\$6,000.00

