

HONG KONG GARDENS - ESTATE 豪景花園 全苑  
STATEMENT OF COMPREHENSIVE INCOME 收支報告表  
(FORMERLY KNOWN AS INCOME & EXPENDITURE ACCOUNT)

	Jan-16 (一月)	Feb-16 (二月)	Mar-16 (三月)	Apr-16 (四月)	May-16 (五月)	Jun-16 (六月)	Jul-16 (七月)	1-7/2016 TOTAL總計
INCOME:								
收入								
BANK INTEREST INCOME	53,496.42	308.20	67,446.34	38,388.92	261.14	264.09	311.90	160,477.01
LEGAL FEE RECOVERED	0.00	0.00	0.00	0.00	0.00	0.00	0.00	0.00
DEBRIS REMOVAL CHARGE RECOVERED	4,880.00	960.00	640.00	640.00	960.00	0.00	0.00	8,080.00
TENNIS & SQUASH COURT INCOME	12,605.00	13,100.00	14,765.00	13,725.00	12,715.00	14,955.00	17,430.00	99,295.00
SUNDRY INCOME	12,456.70	2,029.80	3,018.90	11,035.80	2,813.00	5,871.30	12,125.00	49,350.50
SWIMMING POOL INCOME	0.00	0.00	0.00	0.00	24,832.00	49,300.00	62,248.00	136,380.00
EXPENSES:								
支出								
BANK CHARGES	130.00	50.00	120.00	100.00	230.00	180.00	60.00	870.00
COMMITTEES EXPENSES	0.00	0.00	70,006.50	0.00	0.00	0.00	0.00	70,006.50
CLEANING EXPENSES	261,185.00	261,185.00	261,185.00	261,185.00	261,185.00	261,185.00	261,185.00	1,828,295.00
DEBRIS REMOVAL CHARGES	0.00	0.00	0.00	0.00	0.00	0.00	0.00	0.00
ELECTRICITY	2,074.82	20,909.80	17,488.69	12,926.81	32,097.72	29,276.06	25,921.12	140,695.02
FESTIVAL DECORATION EXPENSES	618.00	0.00	2,440.00	0.00	0.00	0.00	0.00	3,058.00
FUTURE FUTURE ANS EQUIPMENT	0.00	0.00	0.00	0.00	0.00	0.00	0.00	0.00
DEREGOCIATION	0.00	0.00	0.00	0.00	0.00	0.00	0.00	0.00
GARDENING EXPENSES	0.00	0.00	3,283.00	0.00	0.00	0.00	0.00	3,283.00
INSURANCE	0.00	0.00	411,143.41	4,900.16	1,450.00	797.80	7,330.00	12,862.80
LEGAL FEE	0.00	2,000.00	1,000.00	950.00	0.00	0.00	0.00	416,043.57
MAINTENANCE, REPAIR & INSTALLATION	0.00	0.00	0.00	0.00	0.00	0.00	0.00	8,950.00
DRAINAGE, ELECTRICALS & PUMPS	78,182.45	46,910.15	133,936.15	4,620.00	39,307.15	17,603.10	44,199.30	364,758.30
PIPE & ELECT. MAINT. (HANG CHEONG)	0.00	33,880.00	67,760.00	0.00	33,880.00	101,640.00	33,880.00	271,040.00
SWIMMING POOL EXPENSES	8,952.00	0.00	0.00	0.00	8,952.00	147,266.00	115,598.00	280,768.00
GENERATOR	0.00	0.00	0.00	0.00	0.00	0.00	0.00	0.00
SECURITY SYSTEM	0.00	0.00	0.00	0.00	0.00	0.00	0.00	0.00
FIRE FIGHTING SYSTEM	0.00	0.00	0.00	0.00	0.00	0.00	0.00	0.00
WALKIE-TALKIE	0.00	0.00	1,410.00	0.00	0.00	2,500.00	0.00	3,910.00
WATER TREATMENT PLANT	0.00	0.00	0.00	0.00	0.00	0.00	0.00	0.00
MANAGERS REMUNERATION 4%	75,032.95	82,025.31	91,714.68	58,731.54	62,990.58	93,978.44	80,098.34	544,571.84
RENTAL EXPENSES	43,664.00	38,924.00	38,924.00	44,033.00	0.00	77,848.00	41,904.00	285,297.00
PEST CONTROL	0.00	21,440.00	10,720.00	0.00	10,720.00	42,880.00	10,720.00	96,480.00
PRINTING AND STATIONERY	2,168.00	29,188.40	4,944.00	0.00	15,935.70	7,023.20	17,780.20	77,039.50
PROFESSIONAL FEE	25,000.00	25,000.00	31,000.00	25,500.00	25,500.00	6,000.00	73,425.84	211,425.84
SECURITY GUARD SERVICE CHARGES	1,051,826.00	734,103.60	734,103.60	734,103.60	734,103.60	734,103.60	734,103.60	5,456,447.60
SUNDRY EXPENSES	0.00	6,155.70	9,097.70	832.00	10,883.20	4,936.10	30,099.14	62,003.84
TELEPHONE	5,906.63	5,563.00	6,879.00	5,733.00	8,806.00	6,320.00	6,321.00	45,528.63
TRAVELLING	0.00	0.00	0.00	0.00	0.00	0.00	0.00	0.00
UNIFORM	0.00	13,020.40	0.00	0.00	0.00	0.00	0.00	19,773.40
WAGES / SALARIES	377,045.70	375,487.00	468,132.57	356,166.80	374,822.10	433,408.93	557,250.20	2,942,313.30
MDF CONTRIBUTION	19,071.14	19,023.20	20,701.30	16,901.10	15,892.04	16,347.25	34,372.04	142,308.07
WATER FEE	0.00	416,382.40	0.00	337.00	0.00	457,701.90	0.00	874,421.30
TOTAL EXPENSES	1,950,856.69	2,132,657.96	2,384,581.60	1,527,020.01	1,637,755.09	2,443,439.38	2,082,556.78	14,158,867.51
NET GARDENS EXPENSES	(1,867,418.57)	(2,116,259.96)	(2,298,711.35)	(1,463,230.29)	(1,596,173.95)	(2,373,048.99)	(1,990,441.88)	(13,705,285.00)

\*報表內的1月至5月數據是由前會計公司提供，有待執業會計師核實後方可作準，最後賬目或會因應會計師意見作出調整。  
如有任何查詢可致電 2491 7234 與本部聯絡。

T.L.60  
**HONG KONG GARDENS - BLOCK 1**  
 STATEMENT OF COMPREHENSIVE INCOME  
 (FORMERLY KNOWN AS INCOME & EXPENDITURE ACCOUNT)

豪景花園第一座  
 收支報告表

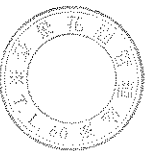
	Jan-16 (一月)	Feb-16 (二月)	Mar-16 (三月)	Apr-16 (四月)	May-16 (五月)	Jun-16 (六月)	Jul-16 (七月)	1-7/2016 TOTAL 總計
<b>INCOME:</b>								
收入								
MANAGEMENT FEE RECEIVED	108,432.00	108,432.00	108,432.00	108,432.00	108,432.00	108,432.00	108,432.00	759,024.00
ADD: BAD DEBT (M.F.) WRITTEN BACK	0.00	0.00	0.00	0.00	0.00	0.00	0.00	0.00
ADD: LEGAL FEE RECOVERY	0.00	0.00	0.00	0.00	0.00	0.00	0.00	0.00
ADD: INTEREST RECEIVED	0.00	0.00	0.00	0.00	0.00	0.00	0.00	0.00
LESS: PROVISION FOR BAD DEBT - M.F.								
LESS: SINKING FUND	(5,421.60)	(5,421.60)	(5,421.60)	(5,421.60)	(5,421.60)	(5,421.60)	(5,421.60)	(37,951.20)
REBATE	0.00	0.00	0.00	0.00	0.00	0.00	0.00	0.00
	103,010.40	103,010.40	103,010.40	103,010.40	103,010.40	103,010.40	103,010.40	721,072.80

**EXPENSES:**

減: 支出

APPORTIONMENT OF GARDENS EXPENSES	50,384.59	57,098.55	62,021.25	39,479.24	43,066.17	64,026.94	53,703.87	369,780.61
AUDITORS REMUNERATION	0.00	0.00	0.00	0.00	0.00	0.00	0.00	0.00
CLEANING EXPENSES	7,634.00	7,634.00	7,634.00	7,634.00	7,634.00	7,634.00	7,634.00	53,438.00
COUNSULTING FEE	0.00	0.00	0.00	0.00	0.00	0.00	0.00	0.00
ELECTRICITY	7,797.00	9,303.00	10,147.00	7,680.00	10,151.00	10,293.00	10,557.00	65,928.00
FESTIVAL DECORATION EXPENSES	0.00	0.00	370.00	0.00	0.00	0.00	0.00	370.00
FURNITURE, FIXTURES & EQUIPMENT	0.00	0.00	0.00	0.00	0.00	0.00	0.00	0.00
MAINTENANCE, REPAIR & INSTALLATION								
DRAINAGE, ELECTRICALS & PUMPS	764.33	21,500.00	57.39	395.00	0.00	97.30	1,792.29	24,606.31
PIPE & ELECT. MAINT. (HANG CHEONG)	0.00	4,200.00	8,400.00	0.00	4,200.00	12,600.00	4,200.00	33,600.00
SECURITY SYSTEM / SMATV. SYM	644.14	1,288.28	562.00	82.14	644.14	1,768.14	726.28	5,715.12
FIRE FIGHTING SYSTEM	0.00	5,650.00	0.00	0.00	0.00	500.00	0.00	6,150.00
LIFTS	0.00	7,400.00	8,800.00	(14,700.00)	4,400.00	4,400.00	13,200.00	23,500.00
MANAGERS REMUNERATION 4%	2,499.00	3,771.84	2,898.82	1,474.85	2,541.17	2,969.23	3,013.18	19,168.09
MAINTENANCE FUND 11%	6,872.26	10,372.56	7,971.74	4,055.83	6,988.21	8,165.39	8,286.25	52,712.24
SECURITY GUARD SERVICE CHARGES	44,679.20	35,624.00	35,624.00	35,624.00	35,624.00	35,624.00	35,624.00	258,423.20
PRINTING AND STATIONERY	0.00	0.00	0.00	0.00	0.00	0.00	0.00	0.00
LEGAL FEE	0.00	0.00	0.00	0.00	0.00	0.00	0.00	0.00
SUNDRY EXPENSES	806.40	1,540.76	720.00	0.00	720.00	1,158.36	1,440.00	6,385.52
TELEPHONE	150.00	156.00	156.00	156.00	156.00	156.00	156.00	1,086.00
WATER FEE	0.00	0.00	0.00	0.00	0.00	0.00	0.00	0.00
TOTAL EXPENSES	122,230.92	165,538.99	145,562.20	81,881.06	116,124.69	149,392.36	140,332.87	920,863.09
SURPLUS / (DEFICIT) FOR THE PERIOD	(19,220.52)	(63,528.59)	(42,551.80)	21,129.34	(13,114.29)	(46,381.96)	(37,322.47)	(199,790.29)
SURPLUS B/F FROM 1/1/2016	(26,763.89)	(45,984.41)	(108,513.00)	(150,864.80)	(129,735.46)	(142,849.75)	(189,231.71)	(26,763.89)
BALANCE C/F	(45,984.41)	(108,513.00)	(150,864.80)	(129,735.46)	(142,849.75)	(189,231.71)	(226,554.18)	(226,554.18)

\*報表內的1月至5月數據是由前會計公司提供，有待執業會計師核實後方可作準，最後賬目或會因應會計師意見作出調整。  
 如有任何查詢可致電 2491 7234 與本部聯絡。



11.60  
**HONG KONG GARDENS - BLOCK 2**  
 STATEMENT OF COMPREHENSIVE INCOME  
 (FORMERLY KNOWN AS INCOME & EXPENDITURE ACCOUNT)

葵蔭花園第二座  
 收支報告表

INCOME:

收入

	Jan-16 (一月)	Feb-16 (二月)	Mar-16 (三月)	Apr-16 (四月)	May-16 (五月)	Jun-16 (六月)	Jul-16 (七月)	1-7/2016 TOTAL 總計
MANAGEMENT FEE RECEIVED	108,432.00	108,432.00	108,432.00	108,432.00	108,432.00	108,432.00	108,432.00	759,024.00
ADD: BAD DEBT (M.F.) WRITTEN BACK								0.00
ADD: LEGAL FEE RECOVERY	0.00	0.00	0.00	0.00	0.00	0.00	0.00	0.00
ADD: INTEREST RECEIVED	0.00	0.00	0.00	0.00	0.00	169.50	0.00	169.50
LESS: SINKING FUND	(5,421.60)	(5,421.60)	(5,421.60)	(5,421.60)	(5,421.60)	(5,421.60)	(5,421.60)	(37,951.20)
REBATE	0.00	0.00	0.00	0.00	0.00	0.00	0.00	0.00
	103,010.40	103,010.40	103,010.40	103,010.40	103,010.40	103,179.90	103,010.40	721,242.30

EXPENSES:

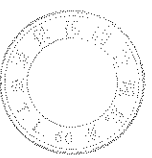
減: 支出

APPORTIONMENT OF GARDENS EXPENSES	50,384.59	57,098.55	62,021.25	39,479.24	43,066.17	64,026.94	53,703.87	369,780.61
AUDITORS REMUNERATION	0.00	0.00	0.00	0.00	0.00	0.00	0.00	0.00
CLEANING EXPENSES	7,634.00	7,634.00	7,634.00	7,634.00	7,634.00	7,634.00	7,634.00	53,438.00
CONSULTING FEE	0.00	0.00	0.00	0.00	0.00	0.00	0.00	0.00
ELECTRICITY	6,738.00	9,593.00	8,704.00	7,528.00	10,945.00	10,467.00	7,199.00	61,174.00
FESTIVAL DECORATION EXPENSES	0.00	0.00	370.00	0.00	0.00	0.00	0.00	370.00
FURNITURE, FIXTURES & EQUIPMENT	0.00	0.00	0.00	0.00	0.00	0.00	0.00	0.00
LEGAL FEE	0.00	0.00	0.00	0.00	0.00	0.00	0.00	0.00
MAINTENANCE, REPAIR & INSTALLATION								
DRAINAGE, ELECTRICALS & PUMPS	27,764.33	23,188.00	57.39	0.00	0.00	97.30	6,551.29	57,658.31
PIPE & ELECT. MAINT. (HANG CHEONG)	0.00	4,200.00	8,400.00	0.00	4,200.00	12,600.00	4,200.00	33,600.00
SECURITY SYSTEM / SMATV. SYM	644.14	1,288.28	562.00	82.14	644.14	1,768.14	726.28	5,715.12
FIRE FIGHTING SYSTEM	0.00	4,610.00	0.00	0.00	4,000.00	500.00	0.00	9,110.00
LIFTS	0.00	7,400.00	8,800.00	0.00	4,400.00	4,400.00	13,200.00	38,200.00
MANAGERS REMUNERATION 4%	3,536.64	3,831.56	2,841.10	2,040.97	2,732.93	2,988.27	3,072.85	21,044.32
MAINTENANCE FUND 11%	9,725.77	10,536.79	7,813.01	5,612.66	7,515.55	8,217.74	8,450.35	57,871.87
SECURITY GUARD SERVICE CHARGES	44,679.20	35,624.00	35,624.00	35,624.00	35,624.00	35,624.00	35,624.00	258,423.20
PRINTING AND STATIONERY	0.00	0.00	0.00	0.00	0.00	0.00	0.00	0.00
SUNDAY EXPENSES	806.40	1,527.16	720.00	0.00	720.00	1,158.36	1,530.80	6,462.72
TELEPHONE	150.00	156.00	156.00	156.00	156.00	156.00	156.00	1,086.00
TRAVELLING	0.00	0.00	0.00	0.00	0.00	0.00	0.00	0.00
WATER FEE	0.00	568.60	0.00	0.00	0.00	301.90	0.00	870.50
TOTAL EXPENSES	152,063.07	167,255.94	143,702.75	98,157.01	121,637.79	149,939.65	142,048.44	974,864.65
SURPLUS / (DEFICIT) FOR THE PERIOD	(49,052.67)	(64,245.54)	(40,692.35)	4,853.39	(18,627.39)	(46,759.75)	(39,038.04)	(253,562.35)
SURPLUS B/F FROM 1/1/2016	45,403.83	(3,648.84)	(67,894.38)	(108,586.73)	(103,733.34)	(122,360.73)	(169,120.48)	45,403.83
BALANCE C/F	(3,648.84)	(67,894.38)	(108,586.73)	(103,733.34)	(122,360.73)	(169,120.48)	(208,158.52)	(208,158.52)

管理費收入  
 收回管理費賬  
 訴訟費收入  
 利息收入  
 減: 儲備基金  
 油公司回贈

公共費用之攤  
 核數費  
 清潔費  
 諮詢費  
 電費  
 節日裝飾  
 屋苑設備  
 訴訟費  
 保養維修  
 水電保養(恒昌)  
 保安系統/衛星電視  
 消防保養  
 升降機  
 管理酬金 4%  
 維修基金 11%  
 保安費  
 印刷及廣告費  
 什項支出  
 電話費  
 交通費  
 水費  
 總支出  
 本期盈餘(赤字)  
 承上結存  
 累積盈餘

\*報表內的1月至5月數據是由前會計公司提供, 有待執業會計師核實後方可作準, 最後賬目或會因應會計師意見作出調整。  
 如有任何查詢可致電 2491 7234 與本部聯絡。



T.L.60

**HONG KONG GARDENS - BLOCK 3**  
 STATEMENT OF COMPREHENSIVE INCOME  
 (FORMERLY KNOWN AS INCOME & EXPENDITURE ACCOUNT)

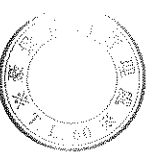
豪景花園第三座  
 收支報告表

1-7/2016

TOTAL總計

	Jan-16 (一月)	Feb-16 (二月)	Mar-16 (三月)	Apr-16 (四月)	May-16 (五月)	Jun-16 (六月)	Jul-16 (七月)	
<b>INCOME:</b>								
收入								
MANAGEMENT FEE RECEIVED	113,112.00	113,112.00	113,112.00	113,112.00	113,112.00	113,112.00	113,112.00	791,784.00
ADD: INTEREST RECEIVED	0.00	0.00	0.00	0.00	0.00	0.00	0.00	0.00
ADD: BAD DEBT (M.F.) WRITTEN BACK								0.00
ADD: LEGAL FEE RECOVERY	0.00	0.00	0.00	0.00	0.00	0.00	0.00	0.00
LESS: SINKING FUND	(5,655.60)	(5,655.60)	(5,655.60)	(5,655.60)	(5,655.60)	(5,655.60)	(5,655.60)	(39,389.20)
REBATE	0.00	0.00	0.00	0.00	0.00	0.00	0.00	0.00
	107,456.40	107,456.40	107,456.40	107,456.40	107,456.40	107,456.40	107,456.40	752,194.80
<b>EXPENSES:</b>								
減: 支出								
APPORTIONMENT OF GARDENS EXPENSES	49,124.98	55,671.09	60,470.72	38,492.26	41,989.52	62,426.27	52,361.27	360,536.11
AUDITORS REMUNERATION	0.00	0.00	0.00	0.00	0.00	0.00	0.00	0.00
CLEANING EXPENSES	7,634.00	7,634.00	7,634.00	7,634.00	7,634.00	7,634.00	7,634.00	53,438.00
COUNSELLING FEE	0.00	0.00	0.00	0.00	0.00	0.00	0.00	0.00
ELECTRICITY	4,765.00	9,420.00	7,781.00	7,014.00	9,862.00	10,289.00	6,823.00	55,954.00
FESTIVAL DECORATION EXPENSES	0.00	0.00	370.00	0.00	0.00	0.00	0.00	370.00
FURNITURE, FIXTURES & EQUIPMENT	0.00	0.00	0.00	0.00	0.00	0.00	0.00	0.00
MAINTENANCE, REPAIR & INSTALLATION								
DRAINAGE, ELECTRICALS & PUMPS	10,169.33	75.00	15,157.39	0.00	0.00	97.30	451.29	25,950.31
PIPE & ELECT. MAINT. (HANG CHEONG)	0.00	4,200.00	8,400.00	0.00	4,200.00	12,600.00	4,200.00	33,600.00
SECURITY SYSTEM / SMATV. SYM	504.14	1,008.28	422.00	82.14	504.14	1,348.14	586.28	4,455.12
FIRE FIGHTING SYSTEM	0.00	3,600.00	0.00	0.00	0.00	500.00	0.00	4,100.00
LIFTS	0.00	7,400.00	8,800.00	0.00	4,400.00	4,400.00	13,200.00	38,200.00
MANAGER'S REMUNERATION 4%	2,740.26	2,810.40	3,395.38	2,020.41	2,516.81	2,944.66	2,790.18	19,218.10
MAINTENANCE FUND 11%	7,535.71	7,728.61	9,337.28	5,556.12	6,921.22	8,097.80	7,673.00	52,849.74
SECURITY GUARD SERVICE CHARGES	44,679.20	35,624.00	35,624.00	35,624.00	35,624.00	35,624.00	35,624.00	258,423.20
PRINTING AND STATIONERY	0.00	0.00	0.00	0.00	0.00	0.00	0.00	0.00
LEGAL FEE	0.00	0.00	0.00	0.00	0.00	0.00	0.00	0.00
SUNDRY EXPENSES	604.80	1,142.82	540.00	0.00	540.00	967.94	1,080.00	4,875.56
TELEPHONE	150.00	156.00	156.00	156.00	156.00	156.00	156.00	1,086.00
WATER FEE	0.00	0.00	0.00	0.00	0.00	0.00	0.00	0.00
TOTAL EXPENSES	127,907.42	136,470.20	158,087.77	96,578.93	114,347.69	147,085.11	132,579.02	913,056.14
SURPLUS / (DEFICIT) FOR THE PERIOD	(20,451.02)	(29,013.80)	(50,631.37)	10,877.47	(6,891.29)	(39,628.71)	(25,122.62)	(160,861.34)
SURPLUS B/F FROM 1/1/2016	194,329.19	173,878.17	144,864.37	94,233.00	105,110.47	98,219.18	58,590.47	194,329.19
BALANCE C/F	173,878.17	144,864.37	94,233.00	105,110.47	98,219.18	58,590.47	33,467.85	33,467.85

\*報表內的1月至5月數據是由前會計公司提供，有待執業會計師核實後方可作準，最後賬目或會因應會計師意見作出調整。  
 如有任何查詢可致電 2491 7234 與本部聯絡。



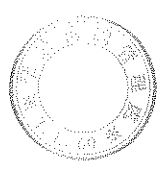
T.L.60  
**HONG KONG GARDENS - BLOCK 4**  
 STATEMENT OF COMPREHENSIVE INCOME  
 (FORMERLY KNOWN AS INCOME & EXPENDITURE ACCOUNT)

葵景花園第四座  
 收支報告表

1-7/2016

	Jan-16 (一月)	Feb-16 (二月)	Mar-16 (三月)	Apr-16 (四月)	May-16 (五月)	Jun-16 (六月)	Jul-16 (七月)	TOTAL 總計
<b>INCOME:</b>								
收入								
MANAGEMENT FEE RECEIVED	104,760.00	104,760.00	104,760.00	104,760.00	104,760.00	104,760.00	104,760.00	733,320.00
ADD: LEGAL FEE RECOVERY	0.00	0.00	0.00	0.00	0.00	0.00	0.00	0.00
ADD: INTEREST RECEIVED	0.00	0.00	0.00	0.00	0.00	0.00	0.00	0.00
LESS: SINKING FUND	(5,238.00)	(5,238.00)	(5,238.00)	(5,238.00)	(5,238.00)	(5,238.00)	(5,238.00)	(36,666.00)
REBATE	0.00	0.00	0.00	0.00	0.00	0.00	0.00	0.00
	99,522.00	99,522.00	99,522.00	99,522.00	99,522.00	99,522.00	99,522.00	696,654.00
<b>EXPENSES:</b>								
減: 支出								
APPORTIONMENT OF GARDENS EXPENSES	49,124.98	55,671.09	60,470.72	38,492.26	41,989.52	62,426.27	52,361.27	360,536.11
AUDITORS REMUNERATION	0.00	0.00	0.00	0.00	0.00	0.00	0.00	0.00
CLEANING EXPENSES	7,634.00	7,634.00	7,634.00	7,634.00	7,634.00	7,634.00	7,634.00	53,438.00
CONSULTING FEE	0.00	0.00	0.00	0.00	0.00	0.00	0.00	0.00
ELECTRICITY	7,352.00	7,283.00	5,877.00	6,223.00	7,465.00	10,645.00	6,541.00	51,386.00
FESTIVAL DECORATION EXPENSES	0.00	378.00	370.00	0.00	0.00	0.00	0.00	748.00
FURNITURE, FIXTURES & EQUIPMENT	0.00	0.00	0.00	0.00	0.00	0.00	0.00	0.00
MAINTENANCE, REPAIR & INSTALLATION	169.33	21,675.00	277.39	0.00	19,800.00	1,848.07	801.29	44,571.08
DRAINAGE, ELECTRICALS & PUMPS	0.00	4,200.00	8,400.00	0.00	4,200.00	12,600.00	4,200.00	33,600.00
PIPE & ELECT. MAINT. (HANG CHEONG)	504.14	3,508.28	422.00	82.14	504.14	1,348.14	586.28	6,955.12
SECURITY SYSTEM / SMARTY. STM	0.00	3,440.00	0.00	0.00	0.00	500.00	0.00	3,940.00
FIRE FIGHTING SYSTEM	0.00	7,400.00	0.00	0.00	0.00	0.00	0.00	38,200.00
LIFTS	0.00	0.00	8,800.00	0.00	4,400.00	4,400.00	13,200.00	38,200.00
MANAGERS REMUNERATION 4%	2,443.76	3,697.92	2,724.02	1,988.77	3,212.93	3,028.93	2,792.90	19,889.23
MAINTENANCE FUND 11%	6,720.28	10,169.27	7,491.04	5,469.11	8,835.55	8,329.55	7,680.48	54,695.28
SECURITY GUARD SERVICE CHARGES	44,679.20	35,624.00	35,624.00	35,624.00	35,624.00	35,624.00	35,624.00	258,423.20
PRINTING AND STATIONERY	0.00	0.00	0.00	0.00	0.00	0.00	0.00	0.00
LEGAL FEE	0.00	0.00	0.00	0.00	0.00	0.00	0.00	0.00
SUNDRY EXPENSES	604.80	1,149.62	540.00	0.00	540.00	967.94	1,080.00	4,882.36
TELEPHONE	150.00	156.00	156.00	156.00	156.00	156.00	156.00	1,086.00
WATER FEE	0.00	0.00	0.00	0.00	0.00	0.00	0.00	0.00
TOTAL EXPENSES	119,382.49	161,986.18	138,786.17	95,669.28	134,361.14	149,507.90	132,657.22	932,330.38
SURPLUS / (DEFICIT) FOR THE PERIOD	(19,860.49)	(62,464.18)	(39,264.17)	3,852.72	(34,839.14)	(49,985.90)	(33,133.22)	(235,696.38)
SURPLUS B/F FROM 1/1/2016	392,205.30	372,344.81	309,880.63	270,616.46	274,469.18	239,630.04	189,644.14	392,205.30
BALANCE C/F	372,344.81	309,880.63	270,616.46	274,469.18	239,630.04	189,644.14	156,508.92	156,508.92

\*報表內的1月至5月數據是由前會計公司提供，有待執業會計師核實後方可作準，最後賬目或會因應會計師意見作出調整。  
 如有任何查詢可致電 2491 7234 與本部聯絡。



HONG KONG GARDENS - BLOCK 5  
STATEMENT OF COMPREHENSIVE INCOME  
(FORMERLY KNOWN AS INCOME & EXPENDITURE ACCOUNT)

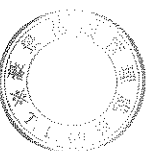
葵景花園第五座  
收支報告表

1-7/2016

TOTAL總計

	Jan-16 (一月)	Feb-16 (二月)	Mar-16 (三月)	Apr-16 (四月)	May-16 (五月)	Jun-16 (六月)	Jul-16 (七月)	
<b>INCOME:</b>								
收入								
MANAGEMENT FEE RECEIVED	140,624.00	140,624.00	140,624.00	140,624.00	140,624.00	140,624.00	140,624.00	984,368.00
ADD: BAD DEBT (M.F.) WRITTEN BACK	0.00	0.00	0.00	0.00	0.00	0.00	0.00	0.00
ADD: LEGAL FEE RECOVERY	0.00	0.00	0.00	434.20	0.00	0.00	0.00	434.20
ADD: INTEREST RECEIVED	0.00	0.00	0.00	0.00	0.00	0.00	0.00	0.00
LESS: PROVISION FOR BAD DEBT - M.F.	(7,031.20)	(7,031.20)	(7,031.20)	(7,031.20)	(7,031.20)	(7,031.20)	(7,031.20)	(49,218.40)
LESS: SINKING FUND	0.00	0.00	0.00	0.00	0.00	0.00	0.00	0.00
REBATE	133,592.80	133,592.80	133,592.80	134,027.00	133,592.80	133,592.80	133,592.80	935,583.80
<b>EXPENSES:</b>								
減: 支出								
APPORTIONMENT OF GARDENS EXPENSES	61,581.17	69,787.12	75,803.75	48,252.40	52,636.43	78,255.15	65,638.06	451,954.08
AUDITORS REMUNERATION	0.00	0.00	0.00	0.00	0.00	0.00	0.00	0.00
CLEANING EXPENSES	7,634.00	7,634.00	7,634.00	7,634.00	7,634.00	7,634.00	7,634.00	53,438.00
CONSULTING FEE	0.00	0.00	0.00	0.00	0.00	0.00	0.00	0.00
ELECTRICITY	12,992.00	11,375.00	9,265.00	9,974.00	12,048.00	16,792.00	10,378.00	82,824.00
FESTIVAL DECORATION EXPENSES	0.00	0.00	370.00	0.00	0.00	0.00	0.00	370.00
FURNITURE, FIXTURES & EQUIPMENT	0.00	0.00	0.00	0.00	0.00	0.00	0.00	0.00
LEGAL FEE	0.00	0.00	0.00	0.00	0.00	0.00	0.00	0.00
MAINTENANCE, REPAIR & INSTALLATION	8,569.34	35,675.00	12,297.39	595.00	595.00	4,408.07	4,499.29	66,639.09
DRAINAGE, ELECTRICALS & PUMPS	0.00	4,200.00	8,400.00	0.00	4,200.00	12,600.00	4,200.00	33,600.00
PIPE & ELECT. MAINT. (HANG CHEONG)	769.14	1,538.28	687.00	82.14	769.14	2,143.14	851.28	6,840.12
SECURITY SYSTEM / SMATV. SYM	0.00	16,120.00	0.00	0.00	4,800.00	500.00	0.00	21,420.00
FIRE FIGHTING SYSTEM	0.00	7,400.00	8,800.00	0.00	4,400.00	4,400.00	13,200.00	38,200.00
LIFTS	0.00	0.00	0.00	0.00	0.00	0.00	0.00	0.00
MANAGER'S REMUNERATION 4%	3,031.17	4,864.09	3,364.54	2,162.61	2,844.25	3,426.73	3,134.90	22,828.29
MAINTENANCE FUND 11%	8,335.72	13,376.24	9,252.47	5,947.17	7,821.68	9,423.50	8,620.98	62,777.76
SECURITY GUARD SERVICE CHARGES	44,679.20	35,624.00	35,624.00	35,624.00	35,624.00	35,624.00	35,624.00	258,423.20
PRINTING AND STATIONERY	0.00	0.00	0.00	0.00	0.00	0.00	0.00	0.00
SUNDRY EXPENSES	985.60	1,879.94	880.00	0.00	880.00	1,410.99	1,830.00	7,866.53
TELEPHONE	150.00	156.00	156.00	156.00	156.00	156.00	156.00	1,086.00
WATER FEE	0.00	0.00	0.00	0.00	0.00	0.00	0.00	0.00
TOTAL EXPENSES	148,727.34	209,629.67	172,534.15	110,427.32	134,408.50	176,773.58	135,766.51	1,108,267.07
SURPLUS / (DEFICIT) FOR THE PERIOD	(15,134.54)	(76,036.87)	(38,941.33)	23,599.68	(815.70)	(43,180.78)	(22,173.71)	(172,683.27)
SURPLUS B/F FROM 1/1/2016	214,589.96	199,455.42	123,418.55	84,477.20	108,076.88	107,261.18	64,080.40	214,589.96
BALANCE C/F	199,455.42	123,418.55	84,477.20	108,076.88	107,261.18	64,080.40	41,906.69	41,906.69

\*報表內的1月至5月數據是由前會計公司提供，有待執業會計師核實後方可作準，最後賬目或會因應會計師意見作出調整。  
如有任何查詢可致電 2491 7234 與本部聯絡。



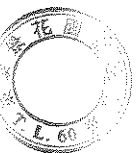
HONG KONG GARDENS - BLOCK 6  
STATEMENT OF COMPREHENSIVE INCOME  
(FOR MERELY KNOWN AS INCOME & EXPENDITURE ACCOUNT)

葵景花園第六座  
收支報告表

1-7/2016  
TOTAL 總計

	Jan-16 (一月)	Feb-16 (二月)	Mar-16 (三月)	Apr-16 (四月)	May-16 (五月)	Jun-16 (六月)	Jul-16 (七月)	1-7/2016 TOTAL 總計
<b>INCOME:</b>								
收入								
MANAGEMENT FEE RECEIVED	110,352.00	110,352.00	110,352.00	110,352.00	110,352.00	110,352.00	110,352.00	772,464.00
ADD: BAD DEBT (M.F.) WRITTEN BACK	0.00	0.00	0.00	0.00	0.00	0.00	0.00	0.00
ADD: LEGAL FEE RECOVERY	0.00	0.00	0.00	0.00	0.00	0.00	0.00	0.00
ADD: INTEREST RECEIVED	0.00	0.00	0.00	0.00	0.00	0.00	0.00	0.00
LESS: PROVISION FOR BAD DEBT - M.F.	(5,517.60)	(5,517.60)	(5,517.60)	(5,517.60)	(5,517.60)	(5,517.60)	(5,517.60)	(38,623.20)
LESS: SINKING FUND	9,000.00	9,000.00	9,000.00	9,000.00	9,000.00	9,000.00	9,000.00	63,000.00
TELECOM STATION INCOME	0.00	0.00	0.00	0.00	0.00	0.00	0.00	0.00
LESS: PROPERTY TAX OF TELECOM	0.00	0.00	0.00	0.00	0.00	0.00	0.00	0.00
REBATE	0.00	0.00	0.00	0.00	0.00	0.00	0.00	0.00
	113,834.40	113,834.40	113,834.40	113,834.40	113,834.40	113,834.40	113,834.40	796,840.80
<b>EXPENSES:</b>								
減: 支出								
APPORTIONMENT OF GARDENS EXPENSES	61,581.17	69,787.12	75,803.75	48,252.40	52,636.43	78,255.15	65,638.06	451,954.08
AUDITORS REMUNERATION	0.00	0.00	0.00	0.00	0.00	0.00	0.00	0.00
CLEANING EXPENSES	7,634.00	7,634.00	7,634.00	7,634.00	7,634.00	7,634.00	7,634.00	53,438.00
CONSULTING FEE	0.00	0.00	0.00	0.00	0.00	0.00	0.00	0.00
ELECTRICITY	13,405.00	10,744.00	9,509.00	9,818.00	11,050.00	15,100.00	9,548.00	79,174.00
FESTIVAL DECORATION EXPENSES	0.00	0.00	370.00	0.00	0.00	0.00	0.00	370.00
FURNITURE, FIXTURES & EQUIPMENT	0.00	0.00	0.00	0.00	0.00	0.00	0.00	0.00
GOVERNMENT RATES	810.00	0.00	0.00	810.00	0.00	0.00	0.00	2,430.00
MAINTENANCE, REPAIR & INSTALLATION								
PIPE & ELECT. MAINT. (HANG CHEONG)	33,864.34	28,421.00	12,983.39	1,100.00	0.00	1,020.07	1,577.79	78,966.59
SECURITY SYSTEM / SMATV. SYM	769.14	1,538.28	687.00	82.14	769.14	2,143.14	851.28	6,840.12
FIRE FIGHTING SYSTEM	0.00	5,320.00	0.00	0.00	0.00	500.00	0.00	5,820.00
LIFTS	0.00	7,400.00	8,800.00	0.00	4,400.00	4,400.00	13,200.00	38,200.00
MANAGERS REMUNERATION 4%	4,091.89	4,116.62	3,401.74	2,208.97	2,588.53	3,223.53	3,014.44	22,645.72
MAINTENANCE FUND 11%	11,252.70	11,320.71	9,354.77	6,074.66	7,118.45	8,864.70	8,289.72	62,275.71
SECURITY GUARD SERVICE CHARGES	44,679.20	35,624.00	35,624.00	35,624.00	35,624.00	35,624.00	35,624.00	258,423.20
PRINTING AND STATIONERY	0.00	0.00	0.00	0.00	0.00	0.00	0.00	0.00
LEGAL FEE	0.00	0.00	0.00	0.00	0.00	0.00	0.00	0.00
SUNDRY EXPENSES	985.60	1,878.24	880.00	0.00	880.00	1,410.99	1,760.00	7,794.83
TRAVELLING	0.00	0.00	0.00	0.00	0.00	0.00	0.00	0.00
TELEPHONE	150.00	156.00	156.00	156.00	156.00	156.00	156.00	1,086.00
WATER FEE	0.00	0.00	0.00	0.00	0.00	0.00	0.00	0.00
TOTAL EXPENSES	179,223.04	188,139.97	173,603.65	111,760.17	127,056.55	170,931.58	152,303.29	1,103,018.25
SURPLUS / (DEFICIT) FOR THE PERIOD	(65,388.64)	(74,305.57)	(59,769.25)	2,074.23	(13,222.15)	(57,097.18)	(38,468.89)	(306,177.45)
SURPLUS B/F FROM 1/1/2016	928,476.71	863,088.07	788,782.50	729,013.25	731,087.48	717,865.33	660,768.15	928,476.71
BALANCE C/F	863,088.07	788,782.50	729,013.25	731,087.48	717,865.33	660,768.15	622,299.26	622,299.26

\*報表內的1月至5月數據是由前會計公司提供，有待執業會計師核實後方可作準，最後賬目或會因應會計師意見作出調整。  
如有任何查詢可致電 2491 7234 與本部聯絡。



T.L.60  
**HONG KONG GARDENS - BLOCK 7**  
 STATEMENT OF COMPREHENSIVE INCOME  
 (FORMERLY KNOWN AS INCOME & EXPENDITURE ACCOUNT)

葵景花園第七座  
 收支報告表

	Jan-16 (一月)	Feb-16 (二月)	Mar-16 (三月)	Apr-16 (四月)	May-16 (五月)	Jun-16 (六月)	Jul-16 (七月)	1-7/2016 TOTAL總計
<b>INCOME:</b>								
收入								
MANAGEMENT FEE RECEIVED	160,600.00	160,600.00	160,600.00	160,600.00	160,600.00	160,600.00	160,600.00	1,124,200.00
ADD: LEGAL FEE RECOVERY	0.00	0.00	0.00	0.00	0.00	0.00	0.00	0.00
LESS: SINKING FUND	(8,030.00)	(8,030.00)	(8,030.00)	(8,030.00)	(8,030.00)	(8,030.00)	(8,030.00)	(56,210.00)
REBATE	0.00	0.00	0.00	0.00	0.00	0.00	0.00	0.00
	152,570.00	152,570.00	152,570.00	152,570.00	152,570.00	152,570.00	152,570.00	1,067,990.00
<b>EXPENSES:</b>								
減: 支出								
APPORTIONMENT OF GARDENS EXPENSES	83,134.57	94,212.61	102,335.06	65,140.74	71,059.19	105,644.46	88,611.38	610,138.01
AUDITORS REMUNERATION	0.00	0.00	0.00	0.00	0.00	0.00	0.00	0.00
CLEANING EXPENSES	7,634.00	7,634.00	7,634.00	7,634.00	7,634.00	7,634.00	7,634.00	53,438.00
CONSULTING FEE	0.00	0.00	0.00	0.00	0.00	0.00	0.00	0.00
ELECTRICITY	14,154.00	9,909.00	11,610.00	9,962.00	10,160.00	14,134.00	9,083.00	79,012.00
FESTIVAL DECORATION EXPENSES	0.00	0.00	370.00	0.00	0.00	0.00	0.00	370.00
FURNITURE, FIXTURES & EQUIPMENT	0.00	0.00	0.00	0.00	0.00	0.00	0.00	0.00
MAINTENANCE, REPAIR & INSTALLATION	0.00	0.00	0.00	0.00	0.00	0.00	0.00	0.00
PIPE & ELECT. MAINT. (HANG CHEONG)	7,445.00	6,350.00	9,456.44	0.00	2,615.00	417.83	577.29	26,861.56
SECURITY SYSTEM / SMARTV. SYM	0.00	4,200.00	8,400.00	0.00	4,200.00	12,600.00	4,200.00	33,600.00
FIRE FIGHTING SYSTEM	597.15	2,844.30	6,395.00	82.15	597.15	1,627.14	679.30	12,822.19
LIFTS	0.00	5,740.00	0.00	0.00	0.00	500.00	0.00	6,240.00
MANAGERS REMUNERATION 4%	0.00	5,980.00	13,600.00	0.00	6,800.00	13,600.00	13,600.00	53,580.00
MAINTENANCE FUND 11%	3,012.94	3,190.31	3,753.10	2,168.06	2,734.73	3,503.37	2,923.82	21,286.33
SECURITY GUARD SERVICE CHARGES	8,285.59	8,773.36	10,321.02	5,962.16	7,520.50	9,634.27	8,040.51	58,537.41
PRINTING AND STATIONERY	44,679.20	35,624.00	35,624.00	35,624.00	35,624.00	35,624.00	35,624.00	258,423.20
LEGAL FEE	0.00	0.00	0.00	0.00	0.00	0.00	0.00	0.00
SUNDRY EXPENSES	0.00	0.00	0.00	0.00	0.00	0.00	0.00	0.00
TELEPHONE	739.20	1,398.48	660.00	0.00	660.00	1,369.32	1,620.00	6,447.00
WATER FEE	75.00	78.00	78.00	78.00	78.00	78.00	78.00	543.00
TOTAL EXPENSES	169,756.65	185,934.06	210,236.62	127,472.41	149,682.57	206,366.39	172,671.30	1,222,120.00
SURPLUS / (DEFICIT) FOR THE PERIOD	(17,186.65)	(33,364.06)	(57,666.62)	25,097.59	2,887.43	(53,796.39)	(20,101.30)	(154,130.00)
SURPLUS B/F FROM 1/1/2016	301,579.75	284,393.10	251,029.04	193,362.42	218,460.01	221,347.44	167,551.05	301,579.75
BALANCE C/F	284,393.10	251,029.04	193,362.42	218,460.01	221,347.44	167,551.05	147,449.75	147,449.75

\*報表內的1月至5月數據是由前會計公司提供，有待執業會計師核實後方可作準，最後賬目或會因應會計師意見作出調整。  
 如有任何查詢可致電 2491 7234 與本部聯絡。





T.L.60  
**HONG KONG GARDENS - BLOCK 8**  
 STATEMENT OF COMPREHENSIVE INCOME  
 (FORMERLY KNOWN AS INCOME & EXPENDITURE ACCOUNT)

聚景花園第八座  
 收支報告表

1-7/2016  
 TOTAL總計

	Jan-16 (一月)	Feb-16 (二月)	Mar-16 (三月)	Apr-16 (四月)	May-16 (五月)	Jun-16 (六月)	Jul-16 (七月)	1-7/2016 TOTAL總計
<b>INCOME:</b>								
收入								
MANAGEMENT FEE RECEIVED	160,600.00	160,600.00	160,600.00	160,600.00	160,600.00	160,600.00	160,600.00	1,124,200.00
ADD: LEGAL FEE RECOVERY	0.00	0.00	0.00	0.00	0.00	0.00	0.00	0.00
ADD: INTEREST RECEIVED	0.00	0.00	0.00	0.00	0.00	0.00	0.00	0.00
LESS: SINKING FUND	(8,030.00)	(8,030.00)	(8,030.00)	(8,030.00)	(8,030.00)	(8,030.00)	(8,030.00)	(56,210.00)
REBATE	0.00	0.00	0.00	0.00	0.00	0.00	0.00	0.00
	152,570.00	152,570.00	152,570.00	152,570.00	152,570.00	152,570.00	152,570.00	1,067,990.00
<b>EXPENSES:</b>								
減: 支出								
APPORTIONMENT OF GARDENS EXPENSES	83,134.57	94,212.61	102,335.06	65,140.74	71,059.19	105,644.46	88,611.38	610,138.01
AUDITORS REMUNERATION	0.00	0.00	0.00	0.00	0.00	0.00	0.00	0.00
CLEANING EXPENSES	7,634.00	7,634.00	7,634.00	7,634.00	7,634.00	7,634.00	7,634.00	53,438.00
CONSULTING FEE	0.00	0.00	0.00	0.00	0.00	0.00	0.00	0.00
ELECTRICITY	14,584.00	10,485.00	9,588.00	9,670.00	11,478.00	14,928.00	9,486.00	80,219.00
FESTIVAL DECORATION EXPENSES	0.00	378.00	370.00	0.00	0.00	0.00	0.00	748.00
FURNITURE, FIXTURES & EQUIPMENT	0.00	0.00	0.00	0.00	0.00	0.00	0.00	0.00
MAINTENANCE, REPAIR & INSTALLATION	6,600.00	7,800.00	156.44	0.00	2,415.00	2,697.83	515.29	20,184.56
DRAINAGE, ELECTRICALS & PUMPS	0.00	4,200.00	8,400.00	0.00	4,200.00	12,600.00	4,200.00	33,600.00
PIPE & ELECT. MAINT. (HANG CHEONG)	597.15	1,194.30	515.00	82.15	597.15	1,627.14	679.30	5,292.19
SECURITY SYSTEM / SMARTV. SYM	0.00	5,020.00	0.00	0.00	0.00	500.00	0.00	5,520.00
FIRE FIGHTING SYSTEM	0.00	5,980.00	13,600.00	0.00	6,800.00	13,600.00	13,600.00	53,580.00
LIFTS	0.00	0.00	0.00	0.00	0.00	0.00	0.00	0.00
MANAGERS REMUNERATION 4%	2,996.34	3,196.79	3,066.21	2,128.58	2,785.69	3,626.33	2,938.82	20,738.76
MAINTENANCE FUND 11%	8,239.94	8,791.18	8,432.09	5,853.59	7,660.64	9,972.41	8,081.76	57,031.61
SECURITY GUARD SERVICE CHARGES	44,679.20	35,624.00	35,624.00	35,624.00	35,624.00	35,624.00	35,624.00	258,423.20
PRINTING AND STATIONERY	0.00	0.00	0.00	0.00	0.00	0.00	0.00	0.00
LEGAL FEE	0.00	0.00	0.00	0.00	0.00	0.00	0.00	0.00
SUNDRY EXPENSES	739.20	1,526.48	689.90	0.00	816.00	1,369.32	1,654.00	6,794.90
TRAVELLING	0.00	0.00	0.00	0.00	0.00	0.00	0.00	0.00
TELEPHONE	75.00	78.00	78.00	78.00	78.00	78.00	78.00	543.00
WATER FEE	0.00	0.00	0.00	126.30	0.00	0.00	0.00	126.30
TOTAL EXPENSES	169,279.40	186,120.36	190,488.70	126,337.36	151,147.67	209,901.49	173,102.55	1,206,377.53
SURPLUS / (DEFICIT) FOR THE PERIOD	(16,709.40)	(33,550.36)	(37,918.70)	26,237.64	1,422.33	(57,331.49)	(20,532.55)	(138,387.53)
SURPLUS B/F FROM 1/1/2016	303,555.84	286,846.44	253,296.08	215,377.38	241,610.02	243,032.35	185,700.86	303,555.84
BALANCE C/F	286,846.44	253,296.08	215,377.38	241,610.02	243,032.35	185,700.86	165,168.31	165,168.31

\*報表內的1月至5月數據是由前會計公司提供，有待執業會計師核實後方可作準，最後賬目或會因應會計師意見作出調整。  
 如有任何查詢可致電 2491 7234 與本部聯絡。

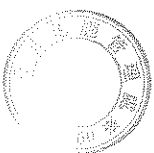


T.L.60  
**HONG KONG GARDENS - BLOCK 9**  
 STATEMENT OF COMPREHENSIVE INCOME  
 (FORMERLY KNOWN AS INCOME & EXPENDITURE ACCOUNT)

葵景花園第九座  
 收支報告表

	Jan-16 (一月)	Feb-16 (二月)	Mar-16 (三月)	Apr-16 (四月)	May-16 (五月)	Jun-16 (六月)	Jul-16 (七月)	TOTAL總計
<b>INCOME:</b>								1-7/2016
收入								
MANAGEMENT FEE RECEIVED	160,600.00	160,600.00	160,600.00	160,600.00	160,600.00	160,600.00	160,600.00	1,124,200.00
ADD: LEGAL FEE RECOVERY	0.00	0.00	0.00	1,034.20	0.00	0.00	0.00	1,034.20
LESS: SINKING FUND	(8,030.00)	(8,030.00)	(8,030.00)	(8,030.00)	(8,030.00)	(8,030.00)	(8,030.00)	(56,210.00)
REBATE	0.00	0.00	0.00	0.00	0.00	0.00	0.00	0.00
	152,570.00	152,570.00	152,570.00	153,604.20	152,570.00	152,570.00	152,570.00	1,069,024.20
<b>EXPENSES:</b>								
減: 支出								
APPORTIONMENT OF GARDENS EXPENSES	83,134.57	94,212.61	102,335.06	65,140.74	71,059.19	105,644.46	88,611.38	610,138.01
AUDITORS REMUNERATION	0.00	0.00	0.00	0.00	0.00	0.00	0.00	0.00
CLEANING EXPENSES	7,634.00	7,634.00	7,634.00	7,634.00	7,634.00	7,634.00	7,634.00	53,438.00
CONSULTING FEE	0.00	0.00	0.00	0.00	0.00	0.00	0.00	0.00
GARDENING EXPENSES								0.00
ELECTRICITY	13,685.00	10,644.00	9,749.00	9,658.00	11,356.00	15,698.00	9,779.00	80,569.00
FESTIVAL DECORATION EXPENSES	0.00	0.00	370.00	0.00	0.00	0.00	0.00	370.00
FURNITURE, FIXTURES & EQUIPMENT	0.00	0.00	0.00	0.00	0.00	0.00	0.00	0.00
MAINTENANCE, REPAIR & INSTALLATION	0.00	0.00	9,156.44	0.00	15.00	199.83	8,781.29	18,152.56
DRAINAGE, ELECTRICALS & PUMPS	0.00	4,200.00	8,400.00	0.00	4,200.00	12,600.00	4,200.00	33,600.00
PIPE & ELECT. MAINT. (HANG CHEONG)	597.15	1,194.30	515.00	82.15	597.15	1,627.14	679.30	5,292.19
SECURITY SYSTEM / SMART. SYM	0.00	5,530.00	0.00	0.00	0.00	500.00	0.00	6,030.00
FIRE FIGHTING SYSTEM	0.00	5,980.00	13,600.00	0.00	6,800.00	13,600.00	13,600.00	53,580.00
LIFTS	0.00	0.00	0.00	0.00	0.00	0.00	0.00	0.00
MANAGERS REMUNERATION 4%	2,696.38	2,955.11	3,431.46	2,136.52	2,678.57	3,557.21	3,271.42	20,726.67
MAINTENANCE FUND 11%	7,415.05	8,126.54	9,436.51	5,875.44	7,366.06	9,782.33	8,996.41	56,998.34
SECURITY GUARD SERVICE CHARGES	44,679.20	35,624.00	35,624.00	35,624.00	35,624.00	35,624.00	35,624.00	258,423.20
PRINTING AND STATIONERY	0.00	0.00	0.00	0.00	0.00	0.00	0.00	0.00
SUNDRY EXPENSES	739.20	2,993.38	660.00	0.00	660.00	1,369.32	1,410.00	7,831.90
TELEPHONE	75.00	78.00	78.00	78.00	78.00	78.00	78.00	543.00
WATER FEE	0.00	0.00	0.00	336.90	0.00	0.00	0.00	336.90
TOTAL EXPENSES	160,655.55	179,171.94	200,989.47	126,565.75	148,067.97	207,914.29	182,664.80	1,206,029.77
SURPLUS / (DEFICIT) FOR THE PERIOD	(8,085.55)	(26,601.94)	(48,419.47)	27,038.45	4,502.03	(55,344.29)	(30,094.80)	(137,005.57)
SURPLUS B/F FROM 1/1/2016	103,096.38	95,010.83	68,408.89	19,989.42	47,027.87	51,529.90	(3,814.39)	103,096.38
BALANCE C/F	95,010.83	68,408.89	19,989.42	47,027.87	51,529.90	(3,814.39)	(33,909.19)	(33,909.19)

\*報表內的1月至5月數據是由前會計公司提供，有待執業會計師核實後方可作準，最後賬目或會因應會計師意見作出調整。  
 如有任何查詢可致電 2491 7234 與本部聯絡。

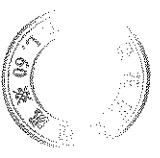


T.L.60  
**HONG KONG GARDENS - BLOCK 10**  
 STATEMENT OF COMPREHENSIVE INCOME  
 (FORMERLY KNOWN AS INCOME & EXPENDITURE ACCOUNT)

葵景花園第十座  
 收支報告表

	Jan-16 (一月)	Feb-16 (二月)	Mar-16 (三月)	Apr-16 (四月)	May-16 (五月)	Jun-16 (六月)	Jul-16 (七月)	1-7/2016 TOTAL 總計
<b>INCOME:</b>								
MANAGEMENT FEE RECEIVED	168,696.00	168,696.00	168,696.00	168,696.00	168,696.00	168,696.00	168,696.00	1,180,872.00
ADD: BAD DEBT (M.F.) WRITTEN BACK	0.00	0.00	0.00	0.00	0.00	0.00	0.00	0.00
ADD: LEGAL FEE RECOVERY	0.00	0.00	0.00	0.00	0.00	0.00	0.00	0.00
ADD: INTEREST RECEIVED	0.00	0.00	0.00	0.00	0.00	0.00	0.00	0.00
LESS: IMPAIRMENT LOSSES FOR M.F.	(8,434.80)	(8,434.80)	(8,434.80)	(8,434.80)	(8,434.80)	(8,434.80)	(8,434.80)	(59,043.60)
LESS: SINKING FUND	0.00	0.00	0.00	0.00	0.00	0.00	0.00	0.00
REBATE	160,261.20	160,261.20	160,261.20	160,261.20	160,261.20	160,261.20	160,261.20	1,121,828.40
<b>EXPENSES:</b>								
APPORTIONMENT OF GARDENS EXPENSES	83,134.57	94,212.61	102,335.06	65,140.74	71,059.19	105,644.46	88,611.38	610,138.01
AUDITORS REMUNERATION	0.00	0.00	0.00	0.00	0.00	0.00	0.00	0.00
CLEANING EXPENSES	7,634.00	7,634.00	7,634.00	7,634.00	9,074.00	7,634.00	7,634.00	54,878.00
CONSULTING FEE	0.00	0.00	0.00	0.00	0.00	0.00	0.00	0.00
GARDENING EXPENSES	14,571.00	10,337.00	10,042.00	9,743.00	11,735.00	14,684.00	9,437.00	80,549.00
ELECTRICITY	0.00	0.00	370.00	0.00	0.00	0.00	0.00	370.00
FESTIVAL DECORATION EXPENSES	0.00	0.00	0.00	0.00	0.00	0.00	0.00	0.00
FURNITURE, FIXTURES & EQUIPMENT	0.00	0.00	0.00	0.00	0.00	0.00	0.00	0.00
LEGAL FEE	0.00	0.00	0.00	0.00	0.00	0.00	0.00	0.00
MAINTENANCE, REPAIR & INSTALLATION	0.00	14,335.00	20,516.44	395.00	15.00	933.83	73.29	36,268.56
DRAINAGE, ELECTRICALS & PUMPS	0.00	4,200.00	8,400.00	0.00	4,200.00	12,600.00	4,200.00	33,600.00
PIPE & ELECT. MAINT. (HANG CHEONG)	597.15	3,694.30	1,415.00	82.15	597.15	1,627.14	679.30	8,692.19
SECURITY SYSTEM / SMATV. SYM	0.00	35,500.00	0.00	0.00	4,800.00	500.00	0.00	40,800.00
FIRE FIGHTING SYSTEM	0.00	5,980.00	13,600.00	0.00	6,800.00	13,600.00	13,600.00	53,580.00
LIFTS	0.00	2,731.82	4,751.50	2,216.38	2,943.33	3,546.01	2,905.82	23,028.44
MANAGERS REMUNERATION 4%	0.00	5,980.00	13,600.00	0.00	6,800.00	13,600.00	13,600.00	53,580.00
MAINTENANCE FUND 11%	7,512.51	4,751.50	3,933.58	6,095.04	8,094.15	9,751.53	7,991.01	63,328.21
SECURITY GUARD SERVICE CHARGES	44,679.20	35,624.00	35,624.00	35,624.00	35,624.00	35,624.00	35,624.00	258,423.20
PRINTING AND STATIONERY	0.00	0.00	0.00	0.00	0.00	0.00	0.00	0.00
SUNDRY EXPENSES	739.20	1,405.28	660.00	0.00	660.00	1,369.32	1,320.00	6,133.80
TRAVELLING	0.00	0.00	0.00	0.00	0.00	0.00	0.00	0.00
TELEPHONE	75.00	78.00	78.00	78.00	78.00	78.00	78.00	543.00
WATER FEE	0.00	0.00	0.00	1,853.30	0.00	0.00	0.00	1,853.30
TOTAL EXPENSES	161,674.45	230,818.32	215,425.42	128,861.61	155,679.82	207,592.29	172,153.80	1,272,205.71
SURPLUS / (DEFICIT) FOR THE PERIOD	(1,413.25)	(70,557.12)	(55,164.22)	31,399.59	4,581.38	(47,331.09)	(11,892.60)	(150,377.31)
SURPLUS B/F FROM 1/1/2016	375,614.72	374,201.47	303,644.35	248,480.13	279,879.72	284,461.10	237,130.01	375,614.72
BALANCE C/F	374,201.47	303,644.35	248,480.13	279,879.72	284,461.10	237,130.01	225,237.41	225,237.41

\*報表內的1月至5月數據是由前會計公司提供，有待執業會計師核實後方可作準，最後賬目或會因應會計師意見作出調整。  
 如有任何查詢可致電 2491 7234 與本部聯絡。



T.L.60  
**HONG KONG GARDENS - BLOCK 11**  
 STATEMENT OF COMPREHENSIVE INCOME  
 (FORMERLY KNOWN AS INCOME & EXPENDITURE ACCOUNT)

葵景花園第十一座  
 收支報告表

	Jan-16 (一月)	Feb-16 (二月)	Mar-16 (三月)	Apr-16 (四月)	May-16 (五月)	Jun-16 (六月)	Jul-16 (七月)	1-7/2016 TOTAL 總計
<b>INCOME:</b>								
MANAGEMENT FEE RECEIVED	184,712.00	184,712.00	184,712.00	184,712.00	184,712.00	184,712.00	184,712.00	1,292,984.00
LESS: SINKING FUND	(9,235.60)	(9,235.60)	(9,235.60)	(9,235.60)	(9,235.60)	(9,235.60)	(9,235.60)	(64,649.20)
REBATE	0.00	0.00	0.00	0.00	0.00	0.00	0.00	0.00
	175,476.40	175,476.40	175,476.40	175,476.40	175,476.40	175,476.40	175,476.40	1,228,334.80
<b>EXPENSES:</b>								
減: 支出								
APPORTIONMENT OF GARDENS EXPENSES	83,134.57	94,212.61	102,335.06	65,140.74	71,059.19	105,644.46	88,611.38	610,138.01
AUDITORS REMUNERATION	0.00	0.00	0.00	0.00	0.00	0.00	0.00	0.00
CLEANING EXPENSES	7,634.00	7,634.00	7,634.00	7,634.00	9,074.00	7,634.00	7,634.00	54,878.00
CONSULTING FEE	0.00	0.00	0.00	0.00	0.00	0.00	0.00	0.00
ELECTRICITY	13,970.00	10,190.00	9,714.00	9,486.00	10,990.00	14,219.00	9,108.00	77,677.00
FESTIVAL DECORATION EXPENSES	0.00	0.00	370.00	0.00	0.00	0.00	0.00	370.00
FURNITURE, FIXTURES & EQUIPMENT	0.00	0.00	0.00	0.00	0.00	0.00	0.00	0.00
GARDENING EXPENSES	0.00	0.00	0.00	0.00	0.00	0.00	0.00	0.00
MAINTENANCE, REPAIR & INSTALLATION								
DRAINAGE, ELECTRICALS & PUMPS	0.00	18,075.00	6,756.44	0.00	15.00	903.83	7,831.29	33,581.56
PIPE & ELECT. MAINT. (HANG CHEONG)	0.00	4,200.00	8,400.00	0.00	4,200.00	12,600.00	4,200.00	33,600.00
SECURITY SYSTEM / SMATV. SYM	597.15	1,194.30	3,015.00	82.15	597.15	1,627.14	679.30	7,792.19
FIRE FIGHTING SYSTEM	0.00	3,250.00	0.00	0.00	0.00	500.00	0.00	3,750.00
LIFTS	0.00	5,980.00	13,600.00	0.00	6,800.00	13,600.00	13,600.00	53,580.00
MANAGERS REMUNERATION 4%	2,707.78	3,504.54	3,434.06	2,130.76	2,753.49	3,526.21	3,202.98	21,259.82
MAINTENANCE FUND 11%	7,446.40	9,637.49	9,443.66	5,859.60	7,572.09	9,697.08	8,808.20	58,464.52
SECURITY GUARD SERVICE CHARGES	44,679.20	35,624.00	35,624.00	35,624.00	35,624.00	35,624.00	35,624.00	258,423.20
PRINTING AND STATIONERY	0.00	0.00	0.00	0.00	0.00	0.00	0.00	0.00
LEGAL FEE	0.00	0.00	0.00	0.00	0.00	0.00	0.00	0.00
SUNDRY EXPENSES	739.20	1,388.28	660.00	0.00	1,459.00	1,369.32	1,320.00	6,935.80
TELEPHONE	75.00	78.00	78.00	78.00	78.00	78.00	78.00	543.00
WATER FEE	0.00	0.00	0.00	364.90	0.00	0.00	0.00	364.90
TOTAL EXPENSES	160,983.30	194,968.22	201,064.22	126,400.15	150,221.92	207,023.04	180,697.15	1,221,358.00
SURPLUS / (DEFICIT) FOR THE PERIOD	14,493.10	(19,491.82)	(25,887.82)	49,076.25	25,254.48	(31,546.64)	(5,220.75)	6,976.80
SURPLUS B/F FROM 1/1/2016	126,097.38	140,590.48	121,098.66	95,510.84	144,587.09	169,841.57	138,294.93	126,097.38
BALANCE C/F	140,590.48	121,098.66	95,510.84	144,587.09	169,841.57	138,294.93	133,074.18	133,074.18

\*報表內的1月至5月數據是由前會計公司提供，有待執業會計師核實後方可作準，最後賬目或會因應會計師意見作出調整。  
 如有任何查詢可致電 2491 7234 與本部聯絡。



T.L.60  
**HONG KONG GARDENS - BLOCK 12**  
 STATEMENT OF COMPREHENSIVE INCOME  
 (FORMERLY KNOWN AS INCOME & EXPENDITURE ACCOUNT)

葵蔴花園 第十二座  
 收支報告表

1-7/2016

TOTAL 總計

	Jan-16 (一月)	Feb-16 (二月)	Mar-16 (三月)	Apr-16 (四月)	May-16 (五月)	Jun-16 (六月)	Jul-16 (七月)	
<b>INCOME:</b>								
收入								
MANAGEMENT FEE RECEIVED	168,696.00	168,696.00	168,696.00	168,696.00	168,696.00	168,696.00	168,696.00	1,180,872.00
ADD: LEGAL FEE RECOVERY	0.00	0.00	0.00	0.00	0.00	0.00	0.00	0.00
ADD: INTEREST RECEIVED	0.00	0.00	0.00	0.00	0.00	0.00	0.00	0.00
LESS: PROVISION FOR BAD DEBT - M.F.	0.00	0.00	0.00	0.00	0.00	0.00	0.00	0.00
LESS: SINKING FUND	(8,434.80)	(8,434.80)	(8,434.80)	(8,434.80)	(8,434.80)	(8,434.80)	(8,434.80)	(59,043.60)
REBATE	0.00	0.00	0.00	0.00	0.00	0.00	0.00	0.00
	160,261.20	160,261.20	160,261.20	160,261.20	160,261.20	160,261.20	160,261.20	1,121,828.40
<b>EXPENSES:</b>								
減: 支出								
APPORTIONMENT OF GARDENS EXPENSES	83,134.57	94,212.61	102,335.06	65,140.74	71,059.19	105,644.46	88,611.38	610,138.01
AUDITORS REMUNERATION	0.00	0.00	0.00	0.00	0.00	0.00	0.00	0.00
CLEANING EXPENSES	7,634.00	7,634.00	7,634.00	7,634.00	9,074.00	7,634.00	7,634.00	54,878.00
CONSULTING FEE	0.00	0.00	0.00	0.00	0.00	0.00	0.00	0.00
GARDENING EXPENSES	0.00	0.00	0.00	0.00	0.00	0.00	0.00	0.00
ELECTRICITY	13,438.00	9,715.00	10,425.00	9,413.00	12,445.00	15,233.00	9,657.00	80,326.00
FESTIVAL DECORATION EXPENSES	0.00	508.00	370.00	0.00	0.00	0.00	0.00	878.00
FURNITURE, FIXTURES & EQUIPMENT	0.00	0.00	0.00	0.00	0.00	0.00	0.00	0.00
MAINTENANCE, REPAIR & INSTALLATION	0.00	0.00	0.00	0.00	0.00	0.00	0.00	0.00
DRAINAGE, ELECTRICALS & PUMPS	875.00	7,275.00	1,006.44	200.00	875.00	453.83	7,851.29	18,536.56
PIPE & ELECT. MAINT. (HANG CHEONG)	0.00	4,200.00	8,400.00	0.00	4,200.00	12,600.00	4,200.00	33,600.00
SECURITY SYSTEM / SMARTV. SYM	597.15	1,194.30	515.00	82.15	597.15	1,627.14	679.30	5,292.19
FIRE FIGHTING SYSTEM	0.00	2,870.00	0.00	0.00	0.00	500.00	0.00	3,370.00
LIFTS	0.00	5,980.00	13,600.00	0.00	6,800.00	13,600.00	13,600.00	53,580.00
MANAGER'S REMUNERATION 4%	2,721.50	3,058.60	3,132.50	2,136.97	2,814.13	3,548.77	3,225.74	20,638.21
MAINTENANCE FUND 11%	7,484.13	8,411.14	8,614.37	5,876.67	7,738.85	9,759.12	8,870.79	56,755.07
SECURITY GUARD SERVICE CHARGES	44,679.20	35,624.00	35,624.00	35,624.00	35,624.00	35,624.00	35,624.00	258,423.20
PRINTING AND STATIONERY	0.00	0.00	0.00	0.00	0.00	0.00	0.00	0.00
LEGAL FEE	0.00	0.00	0.00	0.00	0.00	0.00	0.00	0.00
SUNDRY EXPENSES	0.00	1,386.58	660.00	0.00	660.00	1,369.32	1,320.00	6,135.10
TRAVELLING	739.20	0.00	0.00	0.00	0.00	0.00	0.00	0.00
TELEPHONE	0.00	0.00	0.00	0.00	0.00	0.00	0.00	0.00
WATER FEE	75.00	78.00	78.00	78.00	78.00	78.00	78.00	543.00
TOTAL EXPENSES	161,377.75	182,147.23	192,394.37	126,578.63	151,965.32	207,671.64	181,351.50	1,203,486.44
SURPLUS / (DEFICIT) FOR THE PERIOD	(1,116.55)	(21,886.03)	(32,133.17)	33,682.57	8,295.88	(47,410.44)	(21,090.30)	(81,658.04)
SURPLUS B/F FROM 1/1/2016	209,213.15	208,096.60	186,210.57	134,077.40	187,759.97	196,055.85	148,645.41	209,213.15
BALANCE C/F	208,096.60	186,210.57	154,077.40	187,759.97	196,055.85	148,645.41	127,555.11	127,555.11

\*報表內的1月至5月數據是由前會計公司提供，有待執業會計師核實後方可作準，最後賬目或會因應會計師意見作出調整。  
 如有任何查詢可致電 2491 7234 與本部聯絡。



**HONG KONG GARDENS - BLOCK 13** 豪景花園 第十三座  
STATEMENT OF COMPREHENSIVE INCOME 收支報告表  
(FORMERLY KNOWN AS INCOME & EXPENDITURE ACCOUNT)

## INCOME:

收入

	Jan-16 (一月)	Feb-16 (二月)	Mar-16 (三月)	Apr-16 (四月)	May-16 (五月)	Jun-16 (六月)	Jul-16 (七月)	1-7/2016 TOTAL 總計
MANAGEMENT FEE RECEIVED	118,848.00	118,848.00	118,848.00	118,848.00	118,848.00	118,848.00	118,848.00	831,936.00
ADD: LEGAL FEE RECOVERY	0.00	0.00	0.00	0.00	0.00	0.00	0.00	0.00
ADD: BAD DEBT (M.F.) WRITTEN BACK								0.00
LESS: IMPAIRMENT LOSSES FOR M.F.								0.00
LESS: SINKING FUND	(5,942.40)	(5,942.40)	(5,942.40)	(5,942.40)	(5,942.40)	(5,942.40)	(5,942.40)	(41,596.80)
	112,905.60	112,905.60	112,905.60	112,905.60	112,905.60	112,905.60	112,905.60	790,339.20

## EXPENSES:

減: 支出

APPORTIONMENT OF GARDENS EXPENSES	35,269.21	39,968.98	43,414.87	27,633.47	30,146.32	44,818.86	37,392.71	258,846.42
AUDITORS REMUNERATION	0.00	0.00	0.00	0.00	0.00	0.00	0.00	0.00
CLEANING EXPENSES	7,634.00	7,634.00	7,634.00	7,634.00	9,074.00	7,634.00	7,634.00	54,878.00
CONSULTING FEE	0.00	0.00	0.00	0.00	0.00	0.00	0.00	0.00
ELECTRICITY	6,677.00	7,394.00	6,737.00	6,391.00	8,237.00	10,267.00	6,712.00	52,415.00
FESTIVAL DECORATION EXPENSES	0.00	0.00	370.00	0.00	0.00	0.00	0.00	370.00
FURNITURE, FIXTURES & EQUIPMENT	0.00	0.00	0.00	0.00	0.00	0.00	0.00	0.00
MAINTENANCE, REPAIR & INSTALLATION								
DRAINAGE, ELECTRICALS & PUMPS	200.00	275.00	23,346.44	200.00	15.00	363.83	51.29	24,451.56
PIPE & ELECT. MAINT. (HANG CHEONG)	0.00	4,200.00	8,400.00	0.00	4,200.00	12,600.00	4,200.00	33,600.00
SECURITY SYSTEM / SMARTV. SYM	363.13	726.26	1,181.00	2,582.13	6,413.13	925.14	445.26	12,636.05
FIRE FIGHTING SYSTEM	0.00	2,140.00	0.00	0.00	0.00	500.00	0.00	2,640.00
LIFTS	0.00	5,980.00	13,600.00	0.00	6,800.00	13,600.00	13,600.00	53,580.00
MANAGER'S REMUNERATION 4%	2,401.26	2,592.25	3,893.22	2,177.59	2,835.88	3,289.75	2,762.58	19,952.53
MAINTENANCE FUND 11%	6,603.47	7,128.70	10,706.35	5,988.36	7,798.67	9,046.81	7,597.10	54,869.46
SECURITY GUARD SERVICE CHARGES	44,679.20	35,624.00	35,624.00	35,624.00	35,624.00	35,624.00	35,624.00	258,423.20
PRINTING AND STATIONERY	0.00	0.00	0.00	0.00	0.00	0.00	0.00	0.00
LEGAL FEE	0.00	0.00	0.00	0.00	0.00	0.00	0.00	0.00
SUNDRY EXPENSES	403.20	755.08	360.00	0.00	455.90	651.80	720.00	3,345.98
TRAVELLING	0.00	0.00	0.00	0.00	0.00	0.00	0.00	0.00
TELEPHONE	75.00	78.00	78.00	78.00	78.00	78.00	78.00	543.00
WATER FEE	0.00	0.00	0.00	1,930.50	0.00	0.00	0.00	1,930.50
TOTAL EXPENSES	104,305.47	114,496.27	155,344.88	90,241.05	111,677.90	139,399.19	117,016.94	832,481.70
SURPLUS / (DEFICIT) FOR THE PERIOD	8,600.13	(1,590.67)	(42,439.28)	22,664.55	1,227.70	(26,493.59)	(4,111.34)	(419,142.50)
SURPLUS B/F FROM 1/1/2016	(419,363.96)	(410,763.83)	(412,354.50)	(454,793.78)	(432,129.23)	(430,901.53)	(457,395.12)	(419,363.96)
BALANCE C/F	(410,763.83)	(412,354.50)	(454,793.78)	(432,129.23)	(430,901.53)	(457,395.12)	(461,506.46)	(461,506.46)

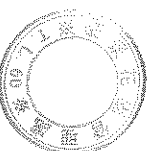
總支出

本期盈餘(赤字)

承上結存

累積盈餘

\*報表內的1月至5月數據是由前會計公司提供，有待執業會計師核實後方可作準，最後賬目或會因應會計師意見作出調整。  
如有任何查詢可致電 2491 7234 與本部聯絡。

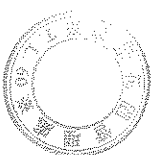


T.L.60  
**HONG KONG GARDENS - BLOCK 14**  
 STATEMENT OF COMPREHENSIVE INCOME  
 (FORMERLY KNOWN AS INCOME & EXPENDITURE ACCOUNT)

豪景花園 第十四座  
 收支報告表

	Jan-16 (一月)	Feb-16 (二月)	Mar-16 (三月)	Apr-16 (四月)	May-16 (五月)	Jun-16 (六月)	Jul-16 (七月)	1-7/2016 TOTAL 總計
<b>INCOME:</b>								
收入								
MANAGEMENT FEE RECEIVED	117,792.00	117,792.00	117,792.00	117,792.00	117,792.00	117,792.00	117,792.00	824,544.00
ADD: BAD DEBT (M.F.) WRITTEN BACK								0.00
LESS: SINKING FUND	(5,889.60)	(5,889.60)	(5,889.60)	(5,889.60)	(5,889.60)	(5,889.60)	(5,889.60)	(41,227.20)
	111,902.40	111,902.40	111,902.40	111,902.40	111,902.40	111,902.40	111,902.40	783,316.80
<b>EXPENSES:</b>								
減: 支出								
APPORTIONMENT OF GARDENS EXPENSES	35,269.21	39,968.98	43,414.87	27,635.47	30,146.32	44,818.86	37,592.71	258,846.42
AUDITORS REMUNERATION	0.00	0.00	0.00	0.00	0.00	0.00	0.00	0.00
CLEANING EXPENSES	7,634.00	7,634.00	7,634.00	7,634.00	7,634.00	7,634.00	7,634.00	53,438.00
COUNSELLING FEE	0.00	0.00	0.00	0.00	0.00	0.00	0.00	0.00
ELECTRICITY	7,890.62	6,750.22	6,262.35	6,380.00	6,176.56	9,593.00	6,393.00	49,445.75
FESTIVAL DECORATION EXPENSES	0.00	378.00	370.00	0.00	0.00	0.00	0.00	748.00
FURNITURE, FIXTURES & EQUIPMENT	0.00	0.00	0.00	0.00	0.00	0.00	0.00	0.00
MAINTENANCE, REPAIR & INSTALLATION								
DRAINAGE, ELECTRICALS & PUMPS	950.00	2,975.00	20,784.45	320.00	15.00	199.81	9,551.29	34,795.55
PIPE & ELECT. MAINT. (HANG CHEONG)	0.00	4,200.00	8,400.00	0.00	4,200.00	12,600.00	4,200.00	33,600.00
SECURITY SYSTEM / SMATV. SYM	363.13	726.26	281.00	82.13	363.13	1,805.14	445.26	4,066.05
FIRE FIGHTING SYSTEM	0.00	1,940.00	0.00	0.00	0.00	500.00	0.00	2,440.00
LIFTS	0.00	5,980.00	13,600.00	0.00	6,800.00	13,600.00	13,600.00	53,580.00
MANAGER'S REMUNERATION 4%	2,479.81	2,681.55	3,735.75	2,039.83	2,450.03	3,291.43	3,129.82	19,808.22
MAINTENANCE FUND 11%	6,819.47	7,374.27	10,273.32	5,609.52	6,737.58	9,051.43	8,607.01	54,472.60
SECURITY GUARD SERVICE CHARGES	44,679.20	35,624.00	35,624.00	35,624.00	35,624.00	35,624.00	35,624.00	258,423.20
PRINTING AND STATIONERY	0.00	0.00	0.00	0.00	0.00	0.00	0.00	0.00
LEGAL FEE	0.00	0.00	0.00	0.00	0.00	0.00	0.00	0.00
SUNDRY EXPENSES	403.20	753.38	360.00	0.00	360.00	651.80	720.00	3,248.38
TELEPHONE	75.00	78.00	78.00	78.00	78.00	78.00	78.00	543.00
WATER FEE	0.00	0.00	0.00	877.50	0.00	0.00	0.00	877.50
TOTAL EXPENSES	106,563.64	117,063.66	150,817.74	86,280.45	100,584.62	139,447.47	127,575.09	828,332.67
SURPLUS / (DEFICIT) FOR THE PERIOD	5,338.76	(5,161.26)	(38,915.34)	25,621.95	11,317.78	(27,545.07)	(15,672.69)	(45,015.87)
SURPLUS B/F FROM 1/1/2016	(333,605.24)	(328,266.48)	(333,427.74)	(372,343.08)	(346,721.13)	(335,403.35)	(362,948.42)	(333,605.24)
BALANCE C/F	(328,266.48)	(333,427.74)	(372,343.08)	(346,721.13)	(335,403.35)	(362,948.42)	(378,621.11)	(378,621.11)

\*報表內的1月至5月數據是由前會計公司提供，有待執業會計師核實後方可作準，最後賬目或會因應會計師意見作出調整。  
 如有任何查詢可致電 2491 7234 與本部聯絡。



T.L.60  
**HONG KONG GARDENS - BLOCK 15**  
 STATEMENT OF COMPREHENSIVE INCOME  
 (FORMERLY KNOWN AS INCOME & EXPENDITURE ACCOUNT)

葵景花園第十五座

收支報告表

1-7/2016

TOTAL總計

	Jan-16 (一月)	Feb-16 (二月)	Mar-16 (三月)	Apr-16 (四月)	May-16 (五月)	Jun-16 (六月)	Jul-16 (七月)	
<b>INCOME:</b>								
收入								
MANAGEMENT FEE RECEIVED	90,568.00	90,568.00	90,568.00	90,568.00	90,568.00	90,568.00	90,568.00	633,976.00
LESS: SINKING FUND	(4,528.40)	(4,528.40)	(4,528.40)	(4,528.40)	(4,528.40)	(4,528.40)	(4,528.40)	(31,698.80)
	86,039.60	86,039.60	86,039.60	86,039.60	86,039.60	86,039.60	86,039.60	602,277.20
<b>EXPENSES:</b>								
減: 支出								
APPORTIONMENT OF GARDENS EXPENSES	34,429.47	39,017.34	42,381.19	26,977.48	29,428.55	43,751.74	36,697.64	252,683.41
AUDITORS REMUNERATION	0.00	0.00	0.00	0.00	0.00	0.00	0.00	0.00
CLEANING EXPENSES	7,634.00	7,634.00	7,634.00	7,634.00	7,634.00	7,634.00	7,634.00	53,438.00
COUNSELLING FEE	0.00	0.00	0.00	0.00	0.00	0.00	0.00	0.00
ELECTRICITY	4,997.00	4,030.00	4,731.00	4,024.00	4,792.00	4,583.00	3,572.00	30,729.00
FESTIVAL DECORATION EXPENSES	0.00	1,890.00	2,220.00	0.00	0.00	0.00	0.00	4,110.00
FURNITURE, FIXTURES & EQUIPMENT	0.00	0.00	0.00	0.00	0.00	0.00	0.00	0.00
MAINTENANCE, REPAIR & INSTALLATION	0.00	450.00	337.39	0.00	0.00	501.00	51.29	1,339.68
DRAINAGE, ELECTRICALS & PUMPS	0.00	4,550.00	9,100.00	0.00	4,550.00	13,650.00	4,550.00	36,400.00
PIPE & ELECT. MAINT. (HANG CHEONG)	270.12	540.24	10,188.00	82.12	270.12	646.14	352.24	12,348.98
SECURITY SYSTEM / SMATV. SYM	0.00	2,460.00	0.00	0.00	0.00	500.00	0.00	2,960.00
FIRE FIGHTING SYSTEM	0.00	0.00	0.00	0.00	0.00	0.00	0.00	0.00
MANAGERS REMUNERATION 4%	1,420.38	1,633.41	2,132.10	1,182.08	1,411.92	1,867.18	1,378.06	11,025.13
MAINTENANCE FUND 11%	3,906.05	4,491.87	5,863.26	3,250.73	3,882.79	5,134.74	3,789.67	30,319.11
SECURITY GUARD SERVICE CHARGES	22,339.60	17,812.00	17,812.00	17,812.00	17,812.00	17,812.00	17,812.00	129,211.60
PRINTING AND STATIONERY	0.00	0.00	0.00	0.00	0.00	0.00	0.00	0.00
LEGAL FEE	0.00	0.00	0.00	0.00	0.00	0.00	0.00	0.00
SUNDRY EXPENSES	268.80	797.52	1,280.00	0.00	240.00	524.85	480.00	3,591.27
WATER FEE	0.00	671.30	0.00	0.00	0.00	828.50	0.00	1,499.80
TOTAL EXPENSES	75,265.42	85,977.78	103,678.94	60,962.41	70,021.38	97,433.15	76,316.90	569,655.98
SURPLUS / (DEFICIT) FOR THE PERIOD	10,774.18	61.82	(17,639.34)	25,077.19	16,018.22	(11,393.55)	9,722.70	32,621.22
SURPLUS B/F FROM 1/1/2016	92,405.20	103,179.38	103,241.20	85,601.86	110,679.05	126,697.27	115,303.72	92,405.20
BALANCE C/F	103,179.38	103,241.20	85,601.86	110,679.05	126,697.27	115,303.72	125,026.42	125,026.42

\*報表內的1月至5月數據是由前會計公司提供，有待執業會計師核實後方可作準，最後賬目或會因應會計師意見作出調整。  
 如有任何查詢可致電 2491 7234 與本部聯絡。



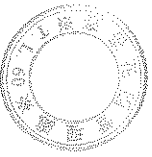


T.L.60  
**HONG KONG GARDENS - BLOCK 16**  
 STATEMENT OF COMPREHENSIVE INCOME  
 (FORMERLY KNOWN AS INCOME & EXPENDITURE ACCOUNT)

翠寧花園 第十六座  
 收支報告表

	Jan-16 (一月)	Feb-16 (二月)	Mar-16 (三月)	Apr-16 (四月)	May-16 (五月)	Jun-16 (六月)	Jul-16 (七月)	1-7/2016 TOTAL 總計
<b>INCOME:</b>								
收入								
MANAGEMENT FEE RECEIVED	151,554.00	151,554.00	151,554.00	151,554.00	151,554.00	151,554.00	151,554.00	1,060,878.00
ADD: LEGAL FEE RECOVERY	0.00	0.00	0.00	0.00	0.00	0.00	0.00	0.00
ADD: INTEREST RECEIVED	0.00	0.00	0.00	0.00	0.00	0.00	0.00	0.00
ADD: BAD DEBT (M.F.) WRITTEN BACK								
LESS: SINKING FUND	(7,577.70)	(7,577.70)	(7,577.70)	(7,577.70)	(7,577.70)	(7,577.70)	(7,577.70)	(53,043.90)
	143,976.30	143,976.30	143,976.30	143,976.30	143,976.30	143,976.30	143,976.30	1,007,834.10
<b>EXPENSES:</b>								
減: 支出								
APPORTIONMENT OF GARDENS EXPENSES	68,998.90	78,193.29	84,934.65	54,064.62	58,976.73	87,681.34	73,544.46	506,393.99
AUDITORS REMUNERATION	0.00	0.00	0.00	0.00	0.00	0.00	0.00	0.00
CLEANING EXPENSES	7,634.00	7,634.00	7,634.00	7,634.00	9,074.00	7,634.00	7,634.00	54,878.00
COUNSELLING FEE	0.00	0.00	0.00	0.00	0.00	0.00	0.00	0.00
ELECTRICITY	7,185.00	7,933.00	7,295.00	6,883.00	8,494.00	11,448.00	7,335.00	56,573.00
FESTIVAL DECORATION EXPENSES	0.00	0.00	370.00	0.00	0.00	0.00	0.00	370.00
FURNITURE, FIXTURES & EQUIPMENT	0.00	0.00	0.00	0.00	0.00	0.00	0.00	0.00
LEGAL FEE	0.00	0.00	0.00	0.00	0.00	0.00	0.00	0.00
MAINTENANCE, REPAIR & INSTALLATION								
DRAINAGE, ELECTRICALS & PUMPS	1,190.00	13,844.85	21,302.90	17,360.00	633.67	5,886.17	1,765.29	61,982.88
PIPE & ELECT. MAINT. (HANG CHEONG)	0.00	4,200.00	8,400.00	0.00	4,200.00	12,600.00	4,200.00	33,600.00
SECURITY SYSTEM / SMATV. SYM	535.15	3,336.97	10,669.67	82.15	1,868.48	1,441.14	617.30	18,550.86
FIRE FIGHTING SYSTEM	0.00	4,640.00	0.00	0.00	0.00	500.00	0.00	5,140.00
LIFTS								
MANAGER'S REMUNERATION 4%	4,900.00	4,900.00	11,800.00	2,726.95	6,480.00	5,900.00	17,700.00	51,680.00
MAINTENANCE FUND 11%	2,673.92	3,336.41	4,150.14	2,726.95	2,681.29	3,290.49	3,044.54	21,903.74
SECURITY GUARD SERVICE CHARGES	7,353.27	9,175.14	11,412.89	7,499.10	7,373.54	9,048.84	8,372.49	60,255.27
PRINTING AND STATIONERY	44,679.20	35,624.00	35,624.00	35,624.00	35,624.00	35,624.00	35,624.00	258,423.20
SUNDRY EXPENSES	0.00	0.00	0.00	0.00	0.00	0.00	0.00	0.00
TRAVELLING	649.60	1,219.54	580.00	0.00	580.00	1,150.86	1,160.00	5,340.00
TELEPHONE	0.00	0.00	0.00	0.00	0.00	0.00	0.00	0.00
WATER FEE	75.00	78.00	78.00	78.00	78.00	78.00	78.00	543.00
TOTAL EXPENSES	145,874.04	174,115.20	204,251.25	132,464.32	136,063.71	182,282.84	161,075.08	1,136,126.44
SURPLUS / (DEFICIT) FOR THE PERIOD	(1,897.74)	(30,138.90)	(60,274.95)	11,511.98	7,912.59	(38,306.54)	(17,098.78)	(128,292.34)
SURPLUS B/F FROM 1/1/2016	291,715.97	289,818.23	259,679.33	199,404.38	210,916.36	218,828.95	180,522.41	291,715.97
BALANCE C/F	289,818.23	259,679.33	199,404.38	210,916.36	218,828.95	180,522.41	163,423.63	163,423.63

\*報表內的1月至5月數據是由前會計公司提供，有待執業會計師核實後方可作準，最後賬目或會因應會計師意見作出調整。  
 如有任何查詢可致電 2491 7234 與本部聯絡。



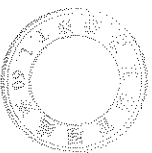
HONG KONG GARDENS - BLOCK 17  
STATEMENT OF COMPREHENSIVE INCOME  
(FORMERLY KNOWN AS INCOME & EXPENDITURE ACCOUNT)

豪景花園第十七座  
收支報告表

1-7/2016  
TOTAL總計

	Jan-16 (一月)	Feb-16 (二月)	Mar-16 (三月)	Apr-16 (四月)	May-16 (五月)	Jun-16 (六月)	Jul-16 (七月)	
INCOME:								
收入								
MANAGEMENT FEE RECEIVED	159,442.00	159,442.00	159,442.00	159,442.00	159,442.00	159,442.00	159,442.00	1,116,094.00
ADD: INTEREST RECEIVED	0.00	0.00	0.00	0.00	0.00	0.00	0.00	0.00
ADD: LEGAL FEE RECOVERED	0.00	0.00	0.00	0.00	519.68	0.00	0.00	519.68
ADD: BAD DEBT (M.F.) WRITTEN BACK	0.00	0.00	0.00	0.00	0.00	0.00	0.00	0.00
LESS: IMPAIRMENT LOSSES FOR M.F.								
LESS: SINKING FUND	(7,972.10)	(7,972.10)	(7,972.10)	(7,972.10)	(7,972.10)	(7,972.10)	(7,972.10)	(55,804.70)
	151,469.90	151,469.90	151,469.90	151,469.90	151,989.58	151,469.90	151,469.90	1,060,808.98
EXPENSES:								
減: 支出								
APPORTIONMENT OF GARDENS EXPENSES	68,998.90	78,193.29	84,934.65	54,064.62	58,976.73	87,681.34	73,544.46	506,393.99
AUDITORS REMUNERATION	0.00	0.00	0.00	0.00	0.00	0.00	0.00	0.00
CLEANING EXPENSES	7,634.00	7,634.00	7,634.00	7,634.00	7,634.00	7,634.00	7,634.00	53,438.00
COUNSELLING FEE	0.00	0.00	0.00	0.00	0.00	0.00	0.00	0.00
ELECTRICITY	6,629.00	9,415.00	6,642.00	7,274.00	9,521.00	15,077.00	8,960.00	63,518.00
FESTIVAL DECORATION EXPENSES	0.00	508.00	370.00	0.00	0.00	0.00	0.00	878.00
FURNITURE, FIXTURES & EQUIPMENT	0.00	0.00	0.00	0.00	0.00	0.00	0.00	0.00
MAINTENANCE, REPAIR & INSTALLATION								
DRAINAGE, ELECTRICALS & PUMPS	260.00	49,699.60	27,652.90	8,395.00	233.67	1,027.17	62,200.28	149,488.62
PIPE & ELECT. MAINT. (HANG CHEONG)	0.00	4,200.00	8,400.00	0.00	4,200.00	12,600.00	4,200.00	33,600.00
SECURITY SYSTEM / SMATV. SYM	535.15	1,536.97	869.67	82.15	1,868.48	1,441.14	617.30	6,950.86
FIRE FIGHTING SYSTEM	0.00	9,440.00	0.00	0.00	0.00	500.00	0.00	9,940.00
LIFTS	4,900.00	4,900.00	11,800.00	0.00	6,480.00	5,900.00	17,700.00	51,680.00
MANAGER'S REMUNERATION 4%	2,614.48	4,970.34	3,986.02	2,376.12	2,649.57	3,241.29	5,529.34	25,367.16
MAINTENANCE FUND 11%	7,189.81	13,668.44	10,961.56	6,534.34	7,286.31	8,913.54	15,205.69	69,799.69
SECURITY GUARD SERVICE CHARGES	44,679.20	35,624.00	35,624.00	35,624.00	35,624.00	35,624.00	35,624.00	258,423.20
PRINTING AND STATIONERY	0.00	0.00	0.00	0.00	0.00	0.00	0.00	0.00
LEGAL FEE	0.00	0.00	0.00	0.00	0.00	0.00	0.00	0.00
SUNDRY EXPENSES	649.60	1,222.94	580.00	0.00	580.00	1,150.86	1,220.00	5,403.40
TELEPHONE	75.00	78.00	78.00	78.00	78.00	78.00	78.00	543.00
WATER FEE	0.00	0.00	0.00	315.90	0.00	0.00	0.00	315.90
TOTAL EXPENSES	144,165.14	221,090.58	199,532.80	122,378.13	135,151.76	180,868.34	232,513.07	1,235,699.82
SURPLUS / (DEFICIT) FOR THE PERIOD	7,304.76	(69,620.68)	(48,062.90)	29,091.77	16,837.82	(29,398.44)	(81,043.17)	(174,890.84)
SURPLUS B/F FROM 1/1/2016	400,560.93	407,865.69	338,245.01	290,182.11	319,273.88	336,111.70	306,713.26	400,560.93
BALANCE C/F	407,865.69	338,245.01	290,182.11	319,273.88	336,111.70	306,713.26	225,670.09	225,670.09

\*報表內的1月至5月數據是由前會計公司提供，有待執業會計師核實後方可作準，最後賬目或會因應會計師意見作出調整。  
如有任何查詢可致電 2491 7234 與本部聯絡。



T.L.60  
**HONG KONG GARDENS - BLOCK 18**  
 STATEMENT OF COMPREHENSIVE INCOME  
 (FORMERLY KNOWN AS INCOME & EXPENDITURE ACCOUNT)

豪景花園第十八座

收支報告表

1-7/2016

TOTAL總計

	Jan-16 (一月)	Feb-16 (二月)	Mar-16 (三月)	Apr-16 (四月)	May-16 (五月)	Jun-16 (六月)	Jul-16 (七月)	
<b>INCOME:</b>								
MANAGEMENT FEE RECEIVED	166,692.00	166,692.00	166,692.00	166,692.00	166,692.00	166,692.00	166,692.00	1,166,844.00
LESS: SINKING FUND	(8,334.60)	(8,334.60)	(8,334.60)	(8,334.60)	(8,334.60)	(8,334.60)	(8,334.60)	(58,342.20)
	158,357.40	158,357.40	158,357.40	158,357.40	158,357.40	158,357.40	158,357.40	1,108,501.80
<b>EXPENSES:</b>								
APPORTIONMENT OF GARDENS EXPENSES	68,998.90	78,193.29	84,934.65	54,064.62	58,976.73	87,681.34	73,544.46	506,393.99
AUDITORS REMUNERATION	0.00	0.00	0.00	0.00	0.00	0.00	0.00	0.00
CLEANING EXPENSES	7,634.00	7,634.00	7,634.00	7,634.00	9,074.00	7,634.00	7,634.00	54,878.00
COUNSELLING FEE	0.00	0.00	0.00	0.00	0.00	0.00	0.00	0.00
ELECTRICITY	6,801.00	8,742.00	8,872.00	7,666.00	8,052.00	12,294.00	7,801.00	60,228.00
FESTIVAL DECORATION EXPENSES	0.00	508.00	370.00	0.00	0.00	0.00	0.00	878.00
FURNITURE, FIXTURES & EQUIPMENT	0.00	0.00	0.00	0.00	0.00	0.00	0.00	0.00
MAINTENANCE, REPAIR & INSTALLATION								
DRAINAGE, ELECTRICALS & PUMPS	10,814.00	18,005.70	46,902.91	11,600.00	253.66	806.07	24,430.28	112,812.62
PIPE & ELECT. MAINT. (HANG CHEONG)	0.00	4,200.00	8,400.00	0.00	4,200.00	12,600.00	4,200.00	33,600.00
SECURITY SYSTEM / SMATV. SYM	535.15	1,536.97	869.67	82.15	1,868.48	1,441.14	617.30	6,950.86
FIRE FIGHTING SYSTEM	0.00	8,070.00	0.00	0.00	0.00	500.00	0.00	8,570.00
LIFTS	4,900.00	4,900.00	11,800.00	0.00	6,480.00	5,900.00	17,700.00	51,680.00
MANAGERS REMUNERATION 4%	3,043.52	3,621.14	4,845.22	2,509.89	2,648.41	3,121.12	3,969.78	23,759.08
MAINTENANCE FUND 11%	8,369.67	9,958.13	13,324.36	6,902.21	7,283.12	8,583.09	10,916.90	65,337.48
PRINTING AND STATIONERY	0.00	0.00	0.00	0.00	0.00	0.00	0.00	0.00
SECURITY GUARD SERVICE CHARGES	44,679.20	35,624.00	35,624.00	35,624.00	35,624.00	35,624.00	35,624.00	258,422.20
LEGAL FEE	0.00	0.00	0.00	0.00	0.00	0.00	0.00	0.00
SUNDRY EXPENSES	649.60	1,229.74	580.00	0.00	580.00	1,150.86	1,160.00	5,350.20
TELEPHONE	75.00	78.00	78.00	78.00	78.00	78.00	78.00	543.00
WATER FEE	0.00	0.00	0.00	63.20	0.00	0.00	0.00	63.20
TOTAL EXPENSES	156,500.04	182,300.97	224,234.81	126,224.07	135,118.40	177,413.62	187,675.72	1,189,467.63
SURPLUS / (DEFICIT) FOR THE PERIOD	1,857.36	(23,943.57)	(65,877.41)	32,133.33	23,239.00	(19,056.22)	(29,318.32)	(80,965.83)
SURPLUS B/F FROM 1/1/2016	535,597.09	537,454.45	513,510.88	447,633.47	479,766.80	503,005.80	483,949.58	535,597.09
BALANCE C/F	537,454.45	513,510.88	447,633.47	479,766.80	503,005.80	483,949.58	454,631.26	454,631.26

\*報表內的1月至5月數據是由前會計公司提供，有待執業會計師核實後方可作準，最後賬目或會因應會計師意見作出調整。  
 如有任何查詢可致電 2491 7234 與本部聯絡。



HONG KONG GARDENS - BLOCK 19  
STATEMENT OF COMPREHENSIVE INCOME  
(FORMERLY KNOWN AS INCOME & EXPENDITURE ACCOUNT)

豪景花園第十九座  
收支報告表

1-7/2016  
TOTAL總計

	Jan-16 (一月)	Feb-16 (二月)	Mar-16 (三月)	Apr-16 (四月)	May-16 (五月)	Jun-16 (六月)	Jul-16 (七月)	
<b>INCOME:</b>								
MANAGEMENT FEE RECEIVED	139,374.00	139,374.00	139,374.00	139,374.00	139,374.00	139,374.00	139,374.00	975,618.00
ADD: LEGAL FEE RECOVERED	0.00	0.00	0.00	0.00	0.00	0.00	0.00	0.00
LESS: PROVISION FOR BAD DEBT - M.F.								
LESS: SINKING FUND	(6,968.70)	(6,968.70)	(6,968.70)	(6,968.70)	(6,968.70)	(6,968.70)	(6,968.70)	(48,780.90)
	132,405.30	132,405.30	132,405.30	132,405.30	132,405.30	132,405.30	132,405.30	926,837.10
<b>EXPENSES:</b>								
APPORTIONMENT OF GARDENS EXPENSES	68,998.90	78,193.29	84,934.65	54,064.62	58,976.73	87,681.34	73,544.46	506,393.99
AUDITORS REMUNERATION	0.00	0.00	0.00	0.00	0.00	0.00	0.00	0.00
CLEANING EXPENSES	7,634.00	7,634.00	7,634.00	7,634.00	9,074.00	7,634.00	7,634.00	54,878.00
COUNSULTING FEE	0.00	0.00	0.00	0.00	0.00	0.00	0.00	0.00
ELECTRICITY	9,910.00	8,899.10	10,568.68	9,571.00	9,700.08	14,782.00	9,282.00	72,712.86
FESTIVAL DECORATION EXPENSES	0.00	0.00	370.00	0.00	0.00	0.00	0.00	370.00
FURNITURE, FIXTURES & EQUIPMENT	0.00	0.00	0.00	0.00	0.00	0.00	0.00	0.00
INSURANCE	0.00	0.00	4,044.20	0.00	0.00	0.00	0.00	4,044.20
GARDENING EXPENSES	0.00	0.00	0.00	0.00	0.00	0.00	0.00	0.00
MAINTENANCE, REPAIR & INSTALLATION	260.00	13,937.08	511.24	180.00	9,639.50	600.17	51.28	25,179.27
DRAINAGE, ELECTRICALS & PUMPS	0.00	4,200.00	8,400.00	0.00	4,200.00	12,600.00	4,200.00	33,600.00
PIPE & ELBOW MAINT. (HANG CHEONG)	0.00	1,536.97	869.67	82.15	1,868.48	1,441.14	617.30	17,750.86
SECURITY SYSTEM / SMATV. SYM	11,335.15	7,040.00	0.00	0.00	0.00	500.00	0.00	7,540.00
FIRE FIGHTING SYSTEM	0.00	0.00	0.00	0.00	0.00	0.00	0.00	0.00
WALKIE-TALKIE	0.00	0.00	0.00	0.00	0.00	0.00	0.00	0.00
LIFTS	6,300.00	6,300.00	15,000.00	0.00	8,080.00	7,500.00	22,500.00	65,680.00
MANAGER'S REMUNERATION 4%	3,492.29	3,846.23	3,841.86	2,726.19	3,719.41	3,520.90	3,490.41	24,637.29
MAINTENANCE FUND 11%	9,603.81	10,577.13	10,565.12	7,497.01	10,228.38	9,682.47	9,598.61	67,752.53
SECURITY GUARD SERVICE CHARGES	22,339.60	17,812.00	17,812.00	17,812.00	17,812.00	17,812.00	17,812.00	129,211.60
LEGAL FEE	0.00	0.00	0.00	0.00	0.00	0.00	0.00	0.00
PRINTING AND STATIONERY	0.00	0.00	0.00	0.00	0.00	0.00	0.00	0.00
SALARIES	27,432.35	26,175.00	28,687.35	29,484.00	30,375.45	22,785.00	22,351.00	187,290.15
M.F. CONTRIBUTION	1,371.62	1,308.75	1,434.38	1,474.20	1,518.78	1,139.26	1,117.55	9,364.54
SUNDRY EXPENSES	649.60	1,234.84	637.00	0.00	639.00	1,150.86	1,217.00	5,528.30
UNIFORM	0.00	0.00	0.00	0.00	0.00	0.00	0.00	400.00
TELEPHONE	75.00	78.00	78.00	78.00	78.00	78.00	78.00	543.00
WATER FEE	0.00	0.00	0.00	1,839.30	0.00	0.00	0.00	1,839.30
TOTAL EXPENSES	169,402.32	188,772.39	195,388.15	132,442.47	165,909.81	188,907.14	173,893.61	1,214,715.89
SURPLUS / (DEFICIT) FOR THE PERIOD	(36,997.02)	(56,367.09)	(62,982.85)	(37.17)	(33,504.51)	(56,501.84)	(41,488.31)	(287,878.79)
SURPLUS B/F	1,336,068.59	1,299,071.57	1,242,704.48	1,179,721.63	1,179,684.46	1,146,179.95	1,089,678.11	1,336,068.59
BALANCE C/F	1,299,071.57	1,242,704.48	1,179,721.63	1,179,684.46	1,146,179.95	1,089,678.11	1,048,189.80	1,048,189.80

\*報表內的一月至5月數據是由前會計公司提供，有待物業會計師核實後方可作準，最後賬目或會因應會計師意見作出調整。  
如有任何查詢可致電 2491 7234 與本部聯絡。



T.L.60

HONG KONG GARDENS - BLOCK 20  
STATEMENT OF COMPREHENSIVE INCOME  
(FORMERLY KNOWN AS INCOME & EXPENDITURE ACCOUNT)

葵景花園第二十座  
收支報告表

	Jan-16 (一月)	Feb-16 (二月)	Mar-16 (三月)	Apr-16 (四月)	May-16 (五月)	Jun-16 (六月)	Jul-16 (七月)	1-7/2016 TOTAL總計
INCOME:								
MANAGEMENT FEE RECEIVED	139,374.00	139,374.00	139,374.00	139,374.00	139,374.00	139,374.00	139,374.00	975,618.00
ADD: BAD DEBT (M.F.) WRITTEN BACK								0.00
LESS: SINKING FUND	(6,968.70)	(6,968.70)	(6,968.70)	(6,968.70)	(6,968.70)	(6,968.70)	(6,968.70)	(48,780.90)
	132,405.30	132,405.30	132,405.30	132,405.30	132,405.30	132,405.30	132,405.30	926,837.10
EXPENSES:								
APPORTIONMENT OF GARDENS EXPENSES	68,998.90	78,193.29	84,934.65	54,064.62	58,976.73	87,681.34	73,544.46	506,393.99
AUDITORS REMUNERATION	0.00	0.00	0.00	0.00	0.00	0.00	0.00	0.00
CLEANING EXPENSES	7,634.00	7,634.00	7,634.00	7,634.00	7,634.00	7,634.00	7,634.00	53,438.00
CONSULTING FEE	0.00	0.00	0.00	0.00	0.00	0.00	0.00	0.00
ELECTRICITY	10,932.00	16,122.00	10,519.00	11,013.00	13,863.00	18,549.00	11,263.00	92,261.00
FESTIVAL DECORATION EXPENSES	0.00	508.00	370.00	0.00	0.00	0.00	0.00	878.00
FURNITURE, FIXTURES & EQUIPMENT	0.00	0.00	0.00	0.00	0.00	0.00	0.00	0.00
INSURANCE	0.00	0.00	4,044.20	0.00	0.00	0.00	0.00	4,044.20
GARDENING EXPENSES	0.00	0.00	0.00	0.00	0.00	0.00	0.00	0.00
MAINTENANCE, REPAIR & INSTALLATION	560.00	9,305.14	511.24	16,000.00	24,429.50	336.17	898.28	52,040.33
DRAINAGE, ELECTRICALS & PUMPS	0.00	4,200.00	8,400.00	0.00	4,200.00	12,600.00	4,200.00	33,600.00
PIPE & ELECT. MAINT. (HANG CHEONG)	535.15	1,536.96	869.66	1,882.15	1,868.49	1,441.14	617.30	8,750.85
SECURITY SYSTEM/ SMATV. SYM	0.00	5,060.00	0.00	0.00	0.00	500.00	0.00	5,560.00
FIRE FIGHTING SYSTEM	0.00	0.00	0.00	0.00	0.00	0.00	0.00	0.00
WALKIE-TALKIE	0.00	0.00	0.00	0.00	0.00	0.00	0.00	0.00
LIFTS	6,300.00	6,300.00	15,000.00	0.00	8,080.00	7,500.00	22,500.00	65,680.00
MANAGER'S REMUNERATION 4%	3,089.75	3,891.46	3,839.87	3,444.58	4,425.45	3,661.02	3,621.13	25,973.26
MAINTENANCE FUND 11%	8,486.81	10,701.52	10,559.65	9,472.59	12,169.98	10,067.80	9,958.09	71,426.44
SECURITY GUARD SERVICE CHARGES	21,754.00	17,812.00	17,812.00	17,812.00	17,812.00	17,812.00	17,812.00	128,626.00
PRINTING AND STATIONERY	0.00	0.00	0.00	0.00	0.00	0.00	0.00	0.00
SALARIES	27,432.35	26,175.00	28,687.35	29,484.00	30,375.45	22,785.00	22,351.00	187,290.15
MPF CONTRIBUTION	1,371.62	1,308.75	1,454.38	1,474.20	1,518.78	1,139.25	1,117.55	9,364.53
LEGAL FEE	0.00	0.00	0.00	0.00	0.00	0.00	0.00	0.00
SUNDRY EXPENSES	649.60	1,246.74	637.00	0.00	777.00	1,150.86	1,217.00	5,678.20
UNIFORM	0.00	0.00	0.00	0.00	0.00	0.00	0.00	840.00
TELEPHONE	75.00	78.00	78.00	78.00	78.00	78.00	78.00	543.00
WATER FEE	0.00	0.00	0.00	737.10	0.00	0.00	0.00	737.10
TOTAL EXPENSES	157,829.18	190,072.86	195,331.00	153,096.24	186,208.38	192,935.58	177,651.81	1,233,125.05
SURPLUS / (DEFICIT) FOR THE PERIOD	(25,423.88)	(57,667.56)	(62,925.70)	(20,690.94)	(53,803.08)	(60,530.28)	(45,246.51)	(326,287.95)
SURPLUS B/F	1,088,753.16	1,063,329.28	1,005,661.72	942,736.02	922,045.08	868,242.00	807,711.72	1,088,753.16
BALANCE C/F	1,063,329.28	1,005,661.72	942,736.02	922,045.08	868,242.00	807,711.72	762,465.21	762,465.21

\*報表內的1月至5月數據是由前會計公司提供，有待執業會計師核實後方可作準，最後賬目或會因應會計師意見作出調整。  
如有任何查詢可致電 2491 7234 與本都聯絡。



HONG KONG GARDENS - BLOCK 21  
STATEMENT OF COMPREHENSIVE INCOME  
(FORMERLY KNOWN AS INCOME & EXPENDITURE ACCOUNT)

葵景花園二十一座  
收支報告表

## INCOME:

收入

	Jan-16 (一月)	Feb-16 (二月)	Mar-16 (三月)	Apr-16 (四月)	May-16 (五月)	Jun-16 (六月)	Jul-16 (七月)	1-7/2016 TOTAL總計
MANAGEMENT FEE RECEIVED	186,122.00	186,122.00	186,122.00	186,122.00	186,122.00	186,122.00	186,122.00	1,302,834.00
ADD: SUNDRY INCOME	0.00	0.00	3,445.00	0.00	0.00	0.00	0.00	3,445.00
LESS: SINKING FUND	(9,306.10)	(9,306.10)	(9,306.10)	(9,306.10)	(9,306.10)	(9,306.10)	(9,306.10)	(65,142.70)
	176,815.90	176,815.90	180,260.90	176,815.90	176,815.90	176,815.90	176,815.90	1,241,156.30

## EXPENSES:

減: 支出

	Jan-16 (一月)	Feb-16 (二月)	Mar-16 (三月)	Apr-16 (四月)	May-16 (五月)	Jun-16 (六月)	Jul-16 (七月)	1-7/2016 TOTAL總計
APPORTIONMENT OF GARDENS EXPENSES	68,998.90	78,193.29	84,934.65	54,064.62	58,976.73	87,681.34	73,544.46	506,393.99
AUDITORS REMUNERATION	0.00	0.00	0.00	0.00	0.00	0.00	0.00	0.00
CLEANING EXPENSES	7,634.00	7,634.00	7,634.00	7,634.00	7,634.00	7,634.00	7,634.00	53,438.00
COUNSULTING FEE	0.00	0.00	0.00	0.00	0.00	0.00	0.00	0.00
FURNITURE, FIXTURES & EQUIPMENT	0.00	0.00	0.00	0.00	0.00	0.00	0.00	0.00
GARDENING EXPENSES	0.00	0.00	0.00	0.00	0.00	0.00	0.00	0.00
ELECTRICITY	10,316.00	11,515.76	10,155.19	10,073.00	11,126.10	15,751.00	9,833.00	78,770.05
FESTIVAL DECORATION EXPENSES	0.00	508.00	370.00	0.00	0.00	0.00	0.00	878.00
INSURANCE	0.00	0.00	0.00	0.00	0.00	0.00	0.00	0.00
MAINTENANCE, REPAIR & INSTALLATION	14,110.00	11,067.63	16,446.24	19,200.00	25,764.50	508.17	51.28	87,147.82
DRAINAGE, ELECTRICALS & PUMPS	0.00	4,200.00	8,400.00	0.00	4,200.00	12,600.00	4,200.00	33,600.00
PIPE & ELECT. MAINT. (HANG CHEONG)	3,535.15	1,536.96	869.66	1,832.15	1,868.49	1,441.14	617.30	11,700.85
SECURITY SYSTEM / SMATV. SYM	0.00	12,300.00	0.00	0.00	0.00	500.00	0.00	12,800.00
FIRE FIGHTING SYSTEM	0.00	0.00	0.00	0.00	0.00	0.00	0.00	0.00
WALKIE-TALKIE	0.00	0.00	0.00	0.00	0.00	0.00	0.00	0.00
LIFTS	6,300.00	6,300.00	15,000.00	0.00	8,080.00	7,500.00	22,500.00	65,680.00
MANAGER'S REMUNERATION 4%	3,491.96	3,687.16	3,806.28	3,013.87	3,798.20	3,311.49	3,267.90	24,376.86
MAINTENANCE FUND 11%	9,602.88	10,139.70	10,467.28	8,288.15	10,445.06	9,106.59	8,986.73	67,036.39
SECURITY GUARD SERVICE CHARGES	44,679.20	35,624.00	35,624.00	35,624.00	35,624.00	35,624.00	35,624.00	258,423.20
PRINTING AND STATIONERY	0.00	0.00	0.00	0.00	0.00	0.00	0.00	0.00
SALARIES	0.00	0.00	0.00	0.00	0.00	0.00	0.00	0.00
MPF CONTRIBUTION	0.00	0.00	0.00	0.00	0.00	0.00	0.00	0.00
SUNDRY EXPENSES	649.60	1,414.74	580.00	0.00	580.00	1,150.86	1,160.00	5,535.20
TRAVELLING	0.00	0.00	0.00	0.00	0.00	0.00	0.00	0.00
TELEPHONE	75.00	78.00	78.00	78.00	78.00	78.00	78.00	543.00
WATER FEE	0.00	0.00	0.00	905.70	0.00	0.00	0.00	905.70
TOTAL EXPENSES	169,392.69	184,199.24	194,365.30	140,713.49	168,175.08	182,886.59	167,496.67	1,207,229.06
SURPLUS / (DEFICIT) FOR THE PERIOD	7,423.21	(7,383.34)	(14,104.40)	36,102.41	8,640.82	(6,070.69)	9,319.23	33,927.24
SURPLUS B/F	489,552.19	496,975.40	489,592.06	475,487.66	511,590.07	520,230.89	514,160.20	489,552.19
BALANCE C/F	496,975.40	489,592.06	475,487.66	511,590.07	520,230.89	514,160.20	523,479.43	523,479.43

\*報表內的1月至5月數據是由前會計公司提供，有待執業會計師核實後方可作準；最後賬目或會因應會計師意見作出調整。  
如有任何查詢可致電 2491 7234 與本部聯絡。



T.L.60  
**HONG KONG GARDENS - BLOCK 22**  
 STATEMENT OF COMPREHENSIVE INCOME  
 (FORMERLY KNOWN AS INCOME & EXPENDITURE ACCOUNT)

葵景花園二十二座

收支報告表

1-7/2016  
 TOTAL總計

	Jan-16 (一月)	Feb-16 (二月)	Mar-16 (三月)	Apr-16 (四月)	May-16 (五月)	Jun-16 (六月)	Jul-16 (七月)	
<b>INCOME:</b>								
MANAGEMENT FEE RECEIVED	112,068.00	112,068.00	112,068.00	112,068.00	112,068.00	112,068.00	112,068.00	784,476.00
LESS: SINKING FUND	(5,603.40)	(5,603.40)	(5,603.40)	(5,603.40)	(5,603.40)	(5,603.40)	(5,603.40)	(39,223.80)
	106,464.60	106,464.60	106,464.60	106,464.60	106,464.60	106,464.60	106,464.60	745,252.20
<b>EXPENSES:</b>								
APPORTIONMENT OF GARDENS EXPENSES	55,423.05	62,808.40	68,223.37	43,427.16	47,372.79	70,429.64	59,074.25	406,758.66
AUDITORS REMUNERATION	0.00	0.00	0.00	0.00	0.00	0.00	0.00	0.00
CLEANING EXPENSES	7,634.00	7,634.00	7,634.00	7,634.00	9,074.00	7,634.00	7,634.00	54,878.00
CONSULTING FEE	0.00	0.00	0.00	0.00	0.00	0.00	0.00	0.00
ELECTRICITY	6,471.00	8,008.00	7,386.00	6,834.00	8,160.00	10,768.00	6,643.00	54,270.00
FURNITURE, FIXTURES & EQUIPMENT	0.00	378.00	370.00	0.00	0.00	0.00	0.00	748.00
MAINTENANCE, REPAIR & INSTALLATION	0.00	0.00	0.00	0.00	0.00	0.00	0.00	0.00
DRAINAGE, ELECTRICALS & PUMPS	420.00	0.00	933.00	0.00	76.60	805.01	16,991.28	19,225.89
PIPE & ELECT. MAINT. (HANG CHEONG)	0.00	4,200.00	8,400.00	0.00	4,200.00	12,600.00	4,200.00	33,600.00
SECURITY SYSTEM / SMATV. SYM	254.14	508.28	172.00	82.14	254.14	598.14	336.28	2,205.12
FIRE FIGHTING SYSTEM	0.00	1,370.00	0.00	0.00	0.00	500.00	0.00	1,870.00
LIFTS	4,900.00	4,900.00	11,800.00	0.00	5,900.00	5,900.00	18,280.00	51,680.00
MANAGERS REMUNERATION 4%	2,587.19	2,544.70	2,931.04	2,010.09	2,543.47	3,019.22	3,609.06	19,244.77
MAINTENANCE FUND 11%	7,114.77	6,997.92	8,060.36	5,527.74	6,994.54	8,302.86	9,924.92	52,923.11
SECURITY GUARD SERVICE CHARGES	44,679.20	35,624.00	35,624.00	35,624.00	35,624.00	35,624.00	35,624.00	258,423.20
PRINTING AND STATIONERY	0.00	0.00	0.00	0.00	0.00	0.00	0.00	0.00
SUNDRY EXPENSES	246.40	467.86	879.00	0.00	220.00	678.54	440.00	2,931.80
TELEPHONE	75.00	78.00	78.00	78.00	78.00	78.00	78.00	543.00
WATER FEE	0.00	449.30	0.00	0.00	0.00	294.90	0.00	744.20
TOTAL EXPENSES	129,804.75	135,968.46	152,490.77	101,217.13	120,497.54	157,232.31	162,834.79	960,045.75
SURPLUS / (DEFICIT) FOR THE PERIOD	(23,340.15)	(29,503.86)	(46,026.17)	5,247.47	(14,032.94)	(50,767.71)	(56,370.19)	(214,793.55)
SURPLUS B/F FROM 1/1/2016	636,232.48	612,892.33	583,388.47	537,862.30	542,609.77	528,576.83	477,809.12	636,232.48
BALANCE C/F	612,892.33	583,388.47	537,862.30	542,609.77	528,576.83	477,809.12	421,438.93	421,438.93

\*報表內的1月至5月數據是由前會計公司提供，有待執業會計師核實後方可作準；最後賬目或會因應會計師意見作出調整。  
 如有任何查詢可致電 2491 7234 與本部聯絡。



T.L.60  
**HONG KONG GARDENS - BLOCK 23**  
 STATEMENT OF COMPREHENSIVE INCOME  
 (FORMERLY KNOWN AS INCOME & EXPENDITURE ACCOUNT)

聚景花園二十三座  
 收支報告表

1-7/2016  
 TOTAL總計

	Jan-16 (一月)	Feb-16 (二月)	Mar-16 (三月)	Apr-16 (四月)	May-16 (五月)	Jun-16 (六月)	Jul-16 (七月)	
<b>INCOME:</b>								
MANAGEMENT FEE RECEIVED	111,804.00	111,804.00	111,804.00	111,804.00	111,804.00	111,804.00	111,804.00	782,628.00
LESS: SINKING FUND	(5,590.20)	(5,590.20)	(5,590.20)	(5,590.20)	(5,590.20)	(5,590.20)	(5,590.20)	(39,131.40)
	106,213.80	106,213.80	106,213.80	106,213.80	106,213.80	106,213.80	106,213.80	743,496.60
<b>EXPENSES:</b>								
APPORTIONMENT OF GARDENS EXPENSES	52,903.82	59,953.48	65,122.31	41,453.20	45,219.48	67,228.29	56,389.06	388,269.64
AUDITORS REMUNERATION	0.00	0.00	0.00	0.00	0.00	0.00	0.00	0.00
CLEANING EXPENSES	7,634.00	7,634.00	7,634.00	7,634.00	7,634.00	7,634.00	7,634.00	53,438.00
COUNSELLING FEE	0.00	0.00	0.00	0.00	0.00	0.00	0.00	0.00
ELECTRICITY	7,885.00	7,443.00	7,381.00	6,785.00	7,715.00	10,800.00	6,594.00	54,603.00
FESTIVAL DECORATION EXPENSES	0.00	0.00	0.00	0.00	0.00	0.00	0.00	0.00
FURNITURE, FIXTURES & EQUIPMENT	0.00	0.00	0.00	0.00	0.00	0.00	0.00	0.00
MAINTENANCE, REPAIR & INSTALLATION	0.00	200.00	6,753.00	0.00	76.60	161.01	51.28	7,241.89
DRAINAGE, ELECTRICALS & PUMPS	0.00	4,200.00	8,400.00	0.00	4,200.00	12,600.00	4,200.00	33,600.00
PIPE & ELECT. MAINT. (HANG CHEONG)	246.14	492.28	164.00	82.14	246.14	574.14	328.28	2,133.12
SECURITY SYSTEM / SMATV. SYM	0.00	3,730.00	0.00	0.00	0.00	500.00	0.00	4,230.00
FIRE FIGHTING SYSTEM	0.00	0.00	0.00	0.00	0.00	0.00	0.00	0.00
LIFTS	4,900.00	4,900.00	11,800.00	0.00	5,900.00	5,900.00	18,280.00	51,680.00
MANAGERS REMUNERATION 4%	2,626.18	2,728.08	3,162.92	2,008.13	2,473.39	2,992.27	2,928.38	18,919.35
MAINTENANCE FUND 11%	7,222.00	7,502.22	8,698.03	5,522.35	6,801.82	8,228.74	8,053.05	52,028.21
SECURITY GUARD SERVICE CHARGES	44,679.20	35,624.00	35,624.00	35,624.00	35,624.00	35,624.00	35,624.00	238,423.20
PRINTING AND STATIONERY	0.00	0.00	0.00	0.00	0.00	0.00	0.00	0.00
SUNDRY EXPENSES	235.20	3,241.88	869.00	0.00	361.00	647.70	420.00	5,774.78
TELEPHONE	75.00	78.00	78.00	78.00	78.00	78.00	78.00	543.00
WATER FEE	0.00	280.80	0.00	0.00	0.00	287.90	0.00	568.70
TOTAL EXPENSES	128,406.54	138,385.74	156,056.26	99,186.82	116,329.43	153,256.05	140,580.03	932,500.89
SURPLUS / (DEFICIT) FOR THE PERIOD	(22,192.74)	(32,171.94)	(49,842.46)	7,026.98	(10,115.63)	(47,042.25)	(34,366.23)	(188,704.29)
SURPLUS B/F FROM 1/1/2016	500,760.93	478,568.19	446,396.25	396,553.79	403,580.77	393,465.14	346,422.89	500,760.93
BALANCE C/F	478,568.19	446,396.25	396,553.79	403,580.77	393,465.14	346,422.89	312,056.64	312,056.64

\*報表內的1月至5月數據是由前會計公司提供，有待執業會計師核實後方可作準，最後賬目或會因應會計師意見作出調整。  
 如有任何查詢可致電 2491 7234 與本部聯絡。





T.L.60  
**HONG KONG GARDENS - BLOCK 24**  
 STATEMENT OF COMPREHENSIVE INCOME  
 (FORMERLY KNOWN AS INCOME & EXPENDITURE ACCOUNT)

榮景花園二十四座

收支報告表

(FORMERLY KNOWN AS INCOME & EXPENDITURE ACCOUNT)

1-7/2016

TOTAL總計

	Jan-16 (一月)	Feb-16 (二月)	Mar-16 (三月)	Apr-16 (四月)	May-16 (五月)	Jun-16 (六月)	Jul-16 (七月)	
<b>INCOME:</b>								
收入								
MANAGEMENT FEE RECEIVED	134,720.00	134,720.00	134,720.00	134,720.00	134,720.00	134,720.00	134,720.00	943,040.00
ADD: LEGAL FEE RECOVERY	0.00	0.00	0.00	0.00	0.00	0.00	0.00	0.00
ADD: INTEREST RECEIVED	0.00	0.00	0.00	0.00	0.00	0.00	0.00	0.00
LESS: SINKING FUND	(6,736.00)	(6,736.00)	(6,736.00)	(6,736.00)	(6,736.00)	(6,736.00)	(6,736.00)	(47,152.00)
	127,984.00	127,984.00	127,984.00	127,984.00	127,984.00	127,984.00	127,984.00	895,888.00
<b>EXPENSES:</b>								
減: 支出								
APPORTIONMENT OF GARDENS EXPENSES	50,384.59	57,098.55	62,021.25	39,479.24	43,066.17	64,026.94	53,703.87	369,780.61
AUDITORS REMUNERATION	0.00	0.00	0.00	0.00	0.00	0.00	0.00	0.00
CLEANING EXPENSES	7,634.00	7,634.00	7,634.00	7,634.00	9,074.00	7,634.00	7,634.00	54,878.00
COUNSULTING FEE	0.00	0.00	0.00	0.00	0.00	0.00	0.00	0.00
ELECTRICITY	7,085.00	6,784.00	6,846.00	6,211.00	7,214.00	9,090.00	5,752.00	48,982.00
FESTIVAL DECORATION EXPENSES	0.00	378.00	370.00	0.00	0.00	0.00	0.00	748.00
FURNITURE, FIXTURES & EQUIPMENT	0.00	0.00	0.00	0.00	0.00	0.00	0.00	0.00
MAINTENANCE, REPAIR & INSTALLATION	0.00	0.00	8,553.00	200.00	76.60	462.01	1,174.28	10,465.89
DRAINAGE, ELECTRICALS & PUMPS	0.00	4,200.00	8,400.00	0.00	4,200.00	12,600.00	4,200.00	33,600.00
PIPE & ELECT. MAINT. (HANG CHEONG)	238.14	476.28	156.00	82.14	238.14	550.14	320.28	2,061.12
SECURITY SYSTEM / SMATV. SYM	0.00	4,500.00	0.00	0.00	0.00	500.00	0.00	5,050.00
FIRE FIGHTING SYSTEM	4,900.00	4,900.00	0.00	0.00	5,900.00	5,900.00	18,280.00	51,680.00
LIFTS	0.00	0.00	11,800.00	0.00	5,900.00	2,932.59	2,942.46	18,768.80
MANAGER'S REMUNERATION 4%	2,593.41	2,616.54	3,186.44	1,993.17	2,504.19	2,932.59	2,942.46	18,768.80
MAINTENANCE FUND 11%	7,131.89	7,195.47	8,762.71	5,481.21	6,886.52	8,064.63	8,091.77	51,614.20
SECURITY GUARD SERVICE CHARGES	44,679.20	35,624.00	35,624.00	35,624.00	35,624.00	35,624.00	35,624.00	238,423.20
PRINTING AND STATIONERY	0.00	0.00	0.00	0.00	0.00	0.00	0.00	0.00
SUNDRY EXPENSES	224.00	431.20	200.00	0.00	200.00	616.86	499.00	2,171.06
LEGAL FEE	0.00	0.00	0.00	0.00	0.00	0.00	0.00	0.00
TELEPHONE	75.00	78.00	78.00	78.00	78.00	78.00	78.00	543.00
WATER FEE	0.00	357.90	0.00	0.00	0.00	259.80	0.00	617.70
TOTAL EXPENSES	124,945.23	132,523.94	153,631.40	96,782.76	115,061.62	148,338.97	138,299.66	909,383.58
SURPLUS / (DEFICIT) FOR THE PERIOD	3,038.77	(4,339.94)	(25,647.40)	31,201.24	12,922.38	(20,354.97)	(10,315.66)	(13,495.58)
SURPLUS B/F FROM 1/1/2016	301,652.59	304,691.36	300,351.42	274,704.02	305,905.26	318,827.64	298,472.67	301,652.59
BALANCE C/F	304,691.36	300,351.42	274,704.02	305,905.26	318,827.64	298,472.67	288,157.01	288,157.01

\*報表內的1月至5月數據是由前會計公司提供，有待執業會計師核實後方可作準，最後賬目或會因應會計師意見作出調整。  
 如有任何查詢可致電 2491 7234 與本部聯絡。



T.L.60  
**HONG KONG GARDENS - BLOCK 25**  
 STATEMENT OF COMPREHENSIVE INCOME  
 (FORMERLY KNOWN AS INCOME & EXPENDITURE ACCOUNT)

葵景花園二十五座

收支報告表

(FORMERLY KNOWN AS INCOME & EXPENDITURE ACCOUNT)

	Jan-16 (一月)	Feb-16 (二月)	Mar-16 (三月)	Apr-16 (四月)	May-16 (五月)	Jun-16 (六月)	Jul-16 (七月)	1-7/2016 TOTAL總計
<b>INCOME:</b>								
收入								
MANAGEMENT FEE RECEIVED	111,012.00	111,012.00	111,012.00	111,012.00	111,012.00	111,012.00	111,012.00	777,084.00
ADD: LEGAL FEE RECOVERY	0.00	0.00	0.00	0.00	0.00	0.00	0.00	0.00
ADD: INTEREST RECEIVED	0.00	0.00	0.00	0.00	0.00	0.00	0.00	0.00
LESS: IMPAIRMENT LOSSES FOR M.F.								
LESS: SINKING FUND	(5,550.60)	(5,550.60)	(5,550.60)	(5,550.60)	(5,550.60)	(5,550.60)	(5,550.60)	(38,854.20)
	105,461.40	105,461.40	105,461.40	105,461.40	105,461.40	105,461.40	105,461.40	738,229.80
<b>EXPENSES:</b>								
減: 支出								
APPORTIONMENT OF GARDENS EXPENSES	55,423.05	62,808.40	68,223.37	43,427.16	47,372.79	70,429.64	59,074.25	406,758.66
AUDITORS REMUNERATION	0.00	0.00	0.00	0.00	0.00	0.00	0.00	0.00
CLEANING EXPENSES	7,634.00	7,634.00	7,634.00	7,634.00	9,074.00	7,634.00	7,634.00	54,878.00
CONSULTING FEE	0.00	0.00	0.00	0.00	0.00	0.00	0.00	0.00
ELECTRICITY	6,531.00	7,555.00	6,747.00	6,443.00	8,509.00	11,228.00	6,765.00	53,778.00
FESTIVAL DECORATION EXPENSES	0.00	378.00	370.00	0.00	0.00	0.00	0.00	748.00
FURNITURE, FIXTURES & EQUIPMENT	0.00	0.00	0.00	0.00	0.00	0.00	0.00	0.00
LEGAL FEE	0.00	0.00	0.00	0.00	0.00	0.00	0.00	0.00
MAINTENANCE, REPAIR & INSTALLATION								
DRAINAGE, ELECTRICALS & PUMPS	0.00	8,068.00	253.00	0.00	76.60	3,413.26	104.28	11,915.14
PIPE & ELECT. MAINT. (HANG CHEONG)	0.00	4,200.00	8,400.00	0.00	4,200.00	12,600.00	4,200.00	33,600.00
SECURITY SYSTEM / SMATV. SYM	254.14	508.28	172.00	82.14	254.14	598.14	336.28	2,205.12
FIRE FIGHTING SYSTEM	0.00	6,570.00	0.00	0.00	0.00	500.00	1,500.00	8,670.00
LIFTS	4,900.00	4,900.00	11,800.00	0.00	5,900.00	5,900.00	18,280.00	51,680.00
MANAGER'S REMUNERATION 4%	2,572.79	3,059.05	2,856.52	1,994.45	2,557.43	3,136.06	2,998.46	19,174.76
MAINTENANCE FUND 11%	7,075.17	8,412.39	7,855.43	5,484.73	7,032.93	8,624.17	8,245.77	52,730.59
SECURITY GUARD SERVICE CHARGES	44,679.20	35,624.00	35,624.00	35,624.00	35,624.00	35,624.00	35,624.00	258,423.20
PRINTING AND STATIONERY	0.00	0.00	0.00	0.00	0.00	0.00	0.00	0.00
SUNDRY EXPENSES	246.40	467.86	335.00	0.00	220.00	678.54	440.00	2,387.80
TELEPHONE	75.00	78.00	78.00	78.00	78.00	78.00	78.00	543.00
WATER FEE	0.00	393.10	0.00	0.00	0.00	147.60	0.00	540.70
TOTAL EXPENSES	129,390.75	150,756.08	150,348.32	100,767.48	120,898.89	160,591.41	145,280.04	958,032.97
SURPLUS / (DEFICIT) FOR THE PERIOD	(23,929.35)	(45,294.68)	(44,886.92)	4,693.92	(15,437.49)	(55,130.01)	(39,818.64)	(219,803.17)
SURPLUS B/F FROM 1/1/2016	1,010,781.55	986,852.20	941,557.52	896,670.60	901,364.52	885,927.03	830,977.02	1,010,781.55
BALANCE C/F	986,852.20	941,557.52	896,670.60	901,364.52	885,927.03	830,977.02	790,978.38	790,978.38

\*報表內的1月至5月數據是由前會計公司提供，有待對業會計師核實後方可作準，最後賬目或會因應會計師意見作出調整。  
 如有任何查詢可致電 2491 7234 與本部聯絡。



T.L.60  
**HONG KONG GARDENS - BLOCK 26**  
 STATEMENT OF COMPREHENSIVE INCOME  
 (FORMERLY KNOWN AS INCOME & EXPENDITURE ACCOUNT)

翠景花園二十六座  
 收支報告表

1-7/2016

	Jan-16 (一月)	Feb-16 (二月)	Mar-16 (三月)	Apr-16 (四月)	May-16 (五月)	Jun-16 (六月)	Jul-16 (七月)	TOTAL 總計
<b>INCOME:</b>								
MANAGEMENT FEE RECEIVED	111,804.00	111,804.00	111,804.00	111,804.00	111,804.00	111,804.00	111,804.00	782,628.00
LESS: SINKING FUND	(5,590.20)	(5,590.20)	(5,590.20)	(5,590.20)	(5,590.20)	(5,590.20)	(5,590.20)	(39,131.40)
	106,213.80	106,213.80	106,213.80	106,213.80	106,213.80	106,213.80	106,213.80	743,496.60
<b>EXPENSES:</b>								
APPORTIONMENT OF GARDENS EXPENSES	52,903.82	59,953.48	65,122.31	41,453.20	45,219.48	67,228.29	56,389.06	388,269.64
AUDITORS REMUNERATION	0.00	0.00	0.00	0.00	0.00	0.00	0.00	0.00
CLEANING EXPENSES	7,634.00	7,634.00	7,634.00	7,634.00	7,634.00	7,634.00	7,634.00	53,438.00
COUNSELLING FEE	0.00	0.00	0.00	0.00	0.00	0.00	0.00	0.00
ELECTRICITY	7,282.00	7,334.00	8,190.00	6,896.00	8,422.00	10,154.00	6,461.00	54,739.00
FESTIVAL DECORATION EXPENSES	0.00	0.00	370.00	0.00	0.00	0.00	0.00	370.00
FURNITURE, FIXTURES & EQUIPMENT	0.00	0.00	0.00	0.00	0.00	0.00	0.00	0.00
LEGAL FEE	0.00	0.00	0.00	0.00	0.00	0.00	0.00	0.00
MAINTENANCE, REPAIR & INSTALLATION	0.00	0.00	253.00	0.00	76.60	469.26	1,199.28	1,998.14
DRAINAGE, ELECTRICALS & PUMPS	0.00	4,200.00	8,400.00	0.00	4,200.00	12,600.00	4,200.00	33,600.00
PIPE & ELECT. MAINT. (HANG CHEONG)	246.14	492.28	164.00	82.14	246.14	574.14	328.28	2,133.12
SECURITY SYSTEM / SMATV. SYM	0.00	4,550.00	0.00	0.00	0.00	500.00	0.00	5,050.00
FIRE FIGHTING SYSTEM	0.00	4,900.00	0.00	0.00	0.00	5,900.00	0.00	11,800.00
LIFTS	4,900.00	4,900.00	11,800.00	0.00	5,900.00	5,900.00	18,280.00	51,680.00
MANAGER'S REMUNERATION 4%	2,602.06	2,615.21	2,995.28	2,012.57	2,495.63	2,972.30	2,986.26	18,619.31
MAINTENANCE FUND 11%	7,155.67	7,191.84	8,072.02	5,534.56	6,862.98	8,173.81	8,212.22	51,203.10
SECURITY GUARD SERVICE CHARGES	44,679.20	35,624.00	35,624.00	35,624.00	35,624.00	35,624.00	35,624.00	258,423.20
PRINTING AND STATIONERY	0.00	0.00	0.00	0.00	0.00	0.00	0.00	0.00
SUNDRY EXPENSES	235.20	448.68	869.00	0.00	210.00	647.70	852.00	3,262.58
TELEPHONE	75.00	78.00	78.00	78.00	78.00	78.00	78.00	543.00
WATER FEE	0.00	119.40	0.00	0.00	0.00	126.30	0.00	245.70
TOTAL EXPENSES	127,713.09	133,140.89	149,511.61	99,314.47	116,968.83	152,681.80	142,244.10	923,574.79
SURPLUS / (DEFICIT) FOR THE PERIOD	(21,499.29)	(28,927.09)	(43,297.81)	6,899.33	(10,755.03)	(46,468.00)	(36,030.30)	(180,078.19)
SURPLUS B/F FROM 1/1/2016	330,774.83	309,275.54	280,348.45	237,050.64	243,949.97	233,194.94	186,726.94	330,774.83
BALANCE C/F	309,275.54	280,348.45	237,050.64	243,949.97	223,194.94	186,726.94	150,696.64	150,696.64

\*報表內的1月至5月數據是由前會計公司提供，有待執業會計師核實後方可作準，最後賬目或會因應會計師意見作出調整。  
 如有任何查詢可致電 2491 7234 與本部聯絡。



T.L.60  
**HONG KONG GARDENS - BLOCK 27**  
 STATEMENT OF COMPREHENSIVE INCOME  
 (FORMERLY KNOWN AS INCOME & EXPENDITURE ACCOUNT)

葵景花園二十七座  
 收支報告表

INCOME:

收入

MANAGEMENT FEE RECEIVED  
 ADD: BAD DEBT (M.F.) WRITTEN BACK  
 LESS: SINKING FUND

管理費收入  
 收回管理費壞賬  
 減: 儲備基金

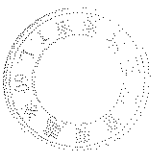
EXPENSES:

減: 支出

APPORTIONMENT OF GARDENS EXPENSES  
 AUDITORS REMUNERATION  
 CLEANING EXPENSES  
 CONSULTING FEE  
 ELECTRICITY  
 FESTIVAL DECORATION EXPENSES  
 FURNITURE, FIXTURES & EQUIPMENT  
 MAINTENANCE, REPAIR & INSTALLATION  
 DRAINAGE, ELECTRICALS & PUMPS  
 PIPE & ELECT. MAINT. (HANG CHEONG)  
 SECURITY SYSTEM / SMATV, SYM  
 FIRE FIGHTING SYSTEM  
 LIFTS  
 MANAGER'S REMUNERATION 4%  
 MAINTENANCE FUND 11%  
 SECURITY GUARD SERVICE CHARGES  
 PRINTING AND STATIONERY  
 SALARIES  
 MPF CONTRIBUTION  
 SUNDRY EXPENSES  
 TRAVELLING  
 TELEPHONE  
 WATER FEE  
 TOTAL EXPENSES  
 SURPLUS / (DEFICIT) FOR THE PERIOD  
 SURPLUS B/F  
 BALANCE C/F

	Jan-16 (一月)	Feb-16 (二月)	Mar-16 (三月)	Apr-16 (四月)	May-16 (五月)	Jun-16 (六月)	Jul-16 (七月)	1-7/2016 TOTAL 總計
公共費用之分攤	52,903.82	59,933.48	65,122.51	41,453.20	45,219.48	67,228.29	56,389.06	388,269.64
核數費	0.00	0.00	0.00	0.00	0.00	0.00	0.00	0.00
清潔費	7,634.00	7,634.00	7,634.00	7,634.00	7,634.00	7,634.00	7,634.00	53,438.00
諮詢費	0.00	0.00	0.00	0.00	0.00	0.00	0.00	0.00
電費	13,187.00	16,123.00	10,342.00	11,623.00	15,816.00	18,454.00	11,594.00	97,143.00
節日裝飾	0.00	0.00	370.00	0.00	0.00	0.00	0.00	370.00
屋苑設施	0.00	0.00	0.00	0.00	0.00	0.00	0.00	0.00
保養維修	6,131.00	12,123.00	2,413.40	0.00	2,125.00	5,801.75	4,071.78	32,667.93
水電保養維修	0.00	4,200.00	8,400.00	0.00	4,200.00	12,600.00	4,200.00	33,600.00
水電保養(恒昌)	0.00	458.28	147.00	82.14	229.14	523.14	311.28	1,980.12
保安系統/衛星電視	229.14	16,990.00	0.00	0.00	0.00	500.00	0.00	17,490.00
消防保養	0.00	5,400.00	18,000.00	0.00	9,000.00	18,000.00	18,000.00	68,400.00
升降機	0.00	3,968.36	3,332.58	2,205.57	3,000.49	4,004.82	3,281.16	22,660.30
管理酬金 4%	2,867.32	10,912.99	9,164.58	6,065.31	8,251.34	11,013.24	9,023.20	62,315.78
維修基金 11%	7,885.12	35,624.00	35,624.00	35,624.00	35,624.00	35,624.00	35,624.00	257,837.60
保安費	44,093.60	0.00	0.00	0.00	0.00	0.00	0.00	0.00
印刷及廣告費	0.00	0.00	0.00	0.00	0.00	0.00	0.00	0.00
薪金	0.00	0.00	0.00	0.00	0.00	0.00	0.00	0.00
強積金	0.00	0.00	0.00	0.00	0.00	0.00	0.00	0.00
雜項支出	235.20	443.58	210.00	0.00	210.00	647.70	420.00	2,166.48
交通費	0.00	0.00	0.00	0.00	0.00	0.00	0.00	0.00
電話費	173.00	174.00	174.00	174.00	174.00	173.00	174.00	1,216.00
水費	0.00	35.10	0.00	0.00	0.00	162.80	0.00	197.90
總支出	135,339.20	174,043.79	160,933.87	104,863.22	131,483.45	182,366.74	150,722.48	1,039,732.75
本期盈餘(赤字)	23,103.70	(15,600.89)	(2,490.97)	53,579.68	26,959.45	(23,923.84)	7,720.42	69,347.55
承上結存	73,387.17	96,490.87	80,889.98	78,399.01	131,978.69	158,938.14	135,014.30	73,387.17
累積盈餘	96,490.87	80,889.98	78,399.01	131,978.69	158,938.14	135,014.30	142,734.72	142,734.72

\*報表內的1月至5月數據是由前會計公司提供, 有待執業會計師核實後方可作準, 最後賬目或會因應會計師意見作出調整。  
 如有任何查詢可致電 2491 7234 與本部聯絡。



T.L.60  
**HONG KONG GARDENS - BLOCK 28**  
 STATEMENT OF COMPREHENSIVE INCOME  
 (FORMERLY KNOWN AS INCOME & EXPENDITURE ACCOUNT)

聚景花園二十八座  
 收支報告表

	Jan-16 (一月)	Feb-16 (二月)	Mar-16 (三月)	Apr-16 (四月)	May-16 (五月)	Jun-16 (六月)	Jul-16 (七月)	1-7/2016 TOTAL總計
<b>INCOME:</b>								
MANAGEMENT FEE RECEIVED	158,840.00	158,840.00	158,840.00	158,840.00	158,840.00	158,840.00	158,840.00	1,111,880.00
LESS: SINKING FUND	(7,942.00)	(7,942.00)	(7,942.00)	(7,942.00)	(7,942.00)	(7,942.00)	(7,942.00)	(55,594.00)
	150,898.00	150,898.00	150,898.00	150,898.00	150,898.00	150,898.00	150,898.00	1,056,286.00
<b>EXPENSES:</b>								
APPORTIONMENT OF GARDENS EXPENSES	50,384.60	57,098.53	62,021.27	39,479.20	43,066.17	64,026.93	53,703.90	369,780.60
AUDITORS REMUNERATION	0.00	0.00	0.00	0.00	0.00	0.00	0.00	0.00
CLEANING EXPENSES	7,634.00	7,634.00	7,634.00	7,634.00	7,634.00	7,634.00	7,634.00	53,438.00
CONSULTING FEE	0.00	0.00	0.00	0.00	0.00	0.00	0.00	0.00
ELECTRICITY	10,093.00	12,493.00	13,277.00	7,127.00	14,104.00	12,619.00	11,075.00	80,788.00
FESTIVAL DECORATION EXPENSES	0.00	378.00	370.00	0.00	0.00	0.00	0.00	748.00
FURNITURE, FIXTURES & EQUIPMENT	0.00	0.00	0.00	0.00	0.00	0.00	0.00	0.00
MAINTENANCE, REPAIR & INSTALLATION								
DRAINAGE, ELECTRICALS & PUMPS	0.00	7,775.00	2,833.40	0.00	2,125.00	5,801.75	3,632.78	22,167.93
PIPE & ELECT. MAINT. (HANG CHEONG)	0.00	4,200.00	8,400.00	0.00	4,200.00	12,600.00	4,200.00	33,600.00
SECURITY SYSTEM / SMATV. SYM	222.14	5,944.28	140.00	82.14	222.14	502.22	304.28	7,417.20
FIRE FIGHTING SYSTEM	0.00	0.00	0.00	0.00	0.00	500.00	0.00	500.00
LIFTS	0.00	5,406.00	18,000.00	0.00	9,000.00	18,000.00	18,000.00	68,400.00
MANAGER'S REMUNERATION 4%	2,497.59	3,210.92	3,466.10	2,025.65	2,931.33	3,768.73	3,241.76	21,142.08
MAINTENANCE FUND 11%	6,868.37	8,830.04	9,531.76	5,570.53	8,061.15	10,364.02	8,914.85	58,140.72
SECURITY GUARD SERVICE CHARGES	44,093.60	35,624.00	35,624.00	35,624.00	35,624.00	35,624.00	35,624.00	257,837.60
PRINTING AND STATIONERY	0.00	0.00	0.00	0.00	0.00	0.00	0.00	0.00
SALARIES	0.00	0.00	0.00	0.00	0.00	0.00	0.00	0.00
MPF CONTRIBUTION	0.00	0.00	0.00	0.00	0.00	0.00	0.00	0.00
SUNDRY EXPENSES	224.00	426.10	200.00	0.00	200.00	616.85	400.00	2,066.95
TRAVELLING	0.00	0.00	0.00	0.00	0.00	0.00	0.00	0.00
TELEPHONE	173.00	174.00	174.00	174.00	174.00	173.00	174.00	1,216.00
WATER FEE	0.00	224.70	0.00	0.00	0.00	147.50	0.00	372.20
TOTAL EXPENSES	122,190.30	149,412.57	161,671.53	97,716.52	127,341.79	172,378.00	146,904.57	977,615.28
SURPLUS / (DEFICIT) FOR THE PERIOD	28,707.70	1,485.43	(10,773.53)	53,181.48	23,556.21	(21,480.00)	3,993.43	78,670.72
SURPLUS B/F	(153,511.71)	(124,804.01)	(123,318.58)	(134,092.11)	(80,910.63)	(57,354.42)	(78,834.42)	(153,511.71)
BALANCE C/F	(124,804.01)	(123,318.58)	(134,092.11)	(80,910.63)	(57,354.42)	(78,834.42)	(74,840.99)	(74,840.99)

\*報表內的1月至5月數據是由前會計公司提供，有待執業會計師核實後方可作準，最後賬目或會因應會計師意見作出調整。  
 如有任何查詢可致電 2491 7234 與本部聯絡。



T.L.60  
**HONG KONG GARDENS - CARPARK A**  
 STATEMENT OF COMPREHENSIVE INCOME  
 (FORMERLY KNOWN AS INCOME & EXPENDITURE ACCOUNT)

葵蔴花園車場A  
 收支賬目表

	Jan-16 (一月)	Feb-16 (二月)	Mar-16 (三月)	Apr-16 (四月)	May-16 (五月)	Jun-16 (六月)	Jul-16 (七月)	1-7/2016 TOTAL 總計
<b>INCOME:</b>								
收入								
MANAGEMENT FEE RECEIVED	135,470.00	135,470.00	135,470.00	135,470.00	135,470.00	135,470.00	135,470.00	948,290.00
ADD: LEGAL FEE RECOVERY	0.00	0.00	552.10	267.15	0.00	0.00	0.00	819.25
ADD: INTEREST RECEIVED	0.00	0.00	0.00	0.00	0.00	0.00	0.00	0.00
ADD: SUNDRY INCOME	1,950.00	1,200.00	3,300.00	1,350.00	2,550.00	2,850.00	2,700.00	15,900.00
ADD: BAD DEBT (M.F.) WRITTEN BACK								0.00
LESS: SINKING FUND	(6,773.50)	(6,773.50)	(6,773.50)	(6,773.50)	(6,773.50)	(6,773.50)	(6,773.50)	(47,414.50)
	130,646.50	129,896.50	132,548.60	130,313.65	131,246.50	131,546.50	131,396.50	917,594.75
<b>EXPENSES:</b>								
減: 支出								
APPORTIONMENT OF GARDENS EXPENSES	24,947.37	28,271.71	30,709.13	19,547.71	21,323.74	31,702.23	26,590.87	183,092.76
AUDITORS REMUNERATION	0.00	0.00	0.00	0.00	0.00	0.00	0.00	0.00
CARPARK EQUIPMENT	0.00	0.00	0.00	0.00	0.00	0.00	0.00	0.00
CLEANING EXPENSES	12,440.00	12,440.00	12,440.00	12,440.00	12,440.00	12,440.00	12,440.00	87,080.00
CONSULTING FEE	0.00	0.00	0.00	0.00	0.00	0.00	0.00	0.00
ELECTRICITY	37,546.00	27,005.00	27,620.00	26,377.00	32,083.00	38,098.00	24,915.00	213,644.00
LEGAL FEE	0.00	0.00	0.00	0.00	0.00	0.00	0.00	0.00
MAINTENANCE, REPAIR & INSTALLATION								
DRAINAGE, ELECTRICALS & PUMPS	4,268.31	1,398.27	3,495.28	0.00	1,230.77	2,782.97	3,428.04	16,603.64
PIPE & ELECT. MAINT. (HANG CHEONG)	0.00	4,742.50	9,485.00	0.00	4,742.50	14,227.50	4,742.50	37,940.00
SECURITY SYSTEM	220.00	440.00	220.00	0.00	220.00	660.00	220.00	1,980.00
FIRE FIGHTING SYSTEM	0.00	19,880.00	0.00	0.00	2,055.00	1,000.00	0.00	22,935.00
LIFTS	0.00	3,400.00	4,000.00	0.00	2,000.00	2,000.00	6,000.00	17,400.00
MANAGER'S REMUNERATION 4%	3,152.01	3,783.51	3,131.91	2,388.35	3,026.52	3,837.05	2,907.09	22,226.44
MAINTENANCE FUND 11%	8,668.03	10,404.66	8,612.74	6,567.96	8,322.93	10,551.90	7,994.50	61,122.72
SECURITY GUARD SERVICE CHARGES	23,509.00	20,075.00	20,075.00	20,075.00	20,075.00	20,075.00	20,075.00	143,959.00
SUNDRY EXPENSES	817.00	725.78	145.60	816.75	0.00	0.00	40.00	1,728.38
TELEPHONE	0.00	816.75	816.75	816.75	816.75	817.00	816.75	4,900.75
WATER FEE	0.00	3,664.50	0.00	0.00	0.00	3,825.90	0.00	7,490.40
TOTAL EXPENSES	115,567.72	137,047.68	120,751.41	88,212.77	108,336.21	142,017.55	110,169.75	822,103.09
SURPLUS / (DEFICIT) FOR THE PERIOD	15,078.78	(7,151.18)	11,797.19	42,100.88	22,910.29	(10,471.05)	21,226.75	95,491.66
SURPLUS B/F	4,215,310.96	4,220,389.74	4,223,238.56	4,235,035.75	4,277,136.63	4,300,046.92	4,289,575.87	4,215,310.96
BALANCE C/F	4,230,389.74	4,223,238.56	4,235,035.75	4,277,136.63	4,300,046.92	4,289,575.87	4,310,802.62	4,310,802.62

\*報表內的1月至5月數據是由前會計公司提供，有待執業會計師核實後方可作準，最後賬目或會因應會計師意見作出調整。  
 如有任何查詢可致電 2491 7234 與本部聯絡。



T.L.60  
**HONG KONG GARDENS - CARPARK B** 豪景花園車場 B  
 STATEMENT OF COMPREHENSIVE INCOME 收支報告表  
 (FORMERLY KNOWN AS INCOME & EXPENDITURE ACCOUNT)

	Jan-16 (一月)	Feb-16 (二月)	Mar-16 (三月)	Apr-16 (四月)	May-16 (五月)	Jun-16 (六月)	Jul-16 (七月)	1-7/2016 TOTAL總計
<b>INCOME:</b>								
收入								
MANAGEMENT FEE RECEIVED	108,300.00	108,300.00	108,300.00	108,300.00	108,300.00	108,300.00	108,300.00	758,100.00
ADD: LEGAL FEE RECOVERED	0.00	0.00	0.00	0.00	0.00	0.00	0.00	0.00
ADD: INTEREST RECEIVED	0.00	0.00	0.00	0.00	0.00	0.00	0.00	0.00
ADD: SUNDRY INCOME	1,800.00	750.00	150.00	900.00	1,650.00	1,350.00	1,650.00	8,250.00
LESS: SINKING FUND	(5,415.00)	(5,415.00)	(5,415.00)	(5,415.00)	(5,415.00)	(5,415.00)	(5,415.00)	(37,905.00)
	104,685.00	103,635.00	103,035.00	103,785.00	104,535.00	104,235.00	104,535.00	728,445.00
<b>EXPENSES:</b>								
減: 支出								
APPORTIONMENT OF GARDENS EXPENSES	19,943.90	22,601.51	24,550.08	15,627.20	17,047.03	25,344.00	21,257.78	146,371.50
AUDITORS REMUNERATION	0.00	0.00	0.00	0.00	0.00	0.00	0.00	0.00
CARPARK EQUIPMENT	0.00	0.00	0.00	0.00	0.00	0.00	0.00	0.00
CLEANING EXPENSES	12,440.00	12,440.00	12,440.00	12,440.00	12,440.00	12,440.00	12,440.00	87,080.00
CONSULTING FEE	0.00	0.00	0.00	0.00	0.00	0.00	0.00	0.00
ELECTRICITY	10,668.00	30,536.00	22,484.00	21,838.00	26,685.00	44,251.00	25,684.00	182,146.00
MAINTENANCE, REPAIR & INSTALLATION								
DRAINAGE, ELECTRICALS & PUMPS	3,902.31	3,360.77	6,386.52	0.00	1,230.77	6,472.97	6,546.04	27,899.38
PIPE & ELECT. MAINT. (HANG CHEONG)	0.00	4,742.50	9,485.00	0.00	4,742.50	14,227.50	4,742.50	37,940.00
SECURITY SYSTEM	220.00	440.00	220.00	0.00	220.00	660.00	220.00	1,980.00
FIRE FIGHTING SYSTEM	0.00	196,610.00	0.00	0.00	0.00	1,000.00	0.00	197,610.00
MANAGERS REMUNERATION 4%	2,062.25	10,773.89	2,876.29	2,244.13	2,648.40	3,997.74	2,820.97	27,423.67
MAINTENANCE FUND 11%	5,671.19	29,628.21	7,909.80	6,171.36	7,283.10	10,993.78	7,757.67	75,415.11
SECURITY GUARD SERVICE CHARGES	23,509.00	20,075.00	20,075.00	20,075.00	20,075.00	20,075.00	20,075.00	143,959.00
SUNDRY EXPENSES	0.00	326.32	816.75	0.00	0.00	0.00	0.00	1,143.07
TELEPHONE	817.00	816.75	0.00	816.75	816.75	817.00	816.75	4,901.00
WATER FEE	0.00	0.00	0.00	933.50	0.00	0.00	0.00	933.50
TOTAL EXPENSES	79,233.65	332,550.95	107,243.44	80,145.94	93,188.55	140,278.99	102,360.71	934,802.23
SURPLUS / (DEFICIT) FOR THE PERIOD	25,451.35	(228,715.95)	(4,208.44)	23,639.06	11,346.45	(36,043.99)	2,174.29	(206,357.23)
SURPLUS B/F	3,578,303.25	3,603,754.60	3,375,038.65	3,370,830.21	3,394,469.27	3,405,815.72	3,369,771.73	3,578,303.25
BALANCE C/F	3,603,754.60	3,375,038.65	3,370,830.21	3,394,469.27	3,405,815.72	3,369,771.73	3,371,946.02	3,371,946.02

\*報表內的1月至5月數據是由前會計公司提供，有待執業會計師核實後方可作準，最後賬目或會因應會計師意見作出調整。  
 如有任何查詢可致電 2491 7234 與本部聯絡。



T.L.60  
**HONG KONG GARDENS - CARPARK C** 葵景花園車場 C  
 STATEMENT OF COMPREHENSIVE INCOME 收支報告表  
 (FORMERLY KNOWN AS INCOME & EXPENDITURE ACCOUNT)

	Jan-16 (一月)	Feb-16 (二月)	Mar-16 (三月)	Apr-16 (四月)	May-16 (五月)	Jun-16 (六月)	Jul-16 (七月)	1-7/2016 TOTAL 總計
<b>INCOME:</b>								
收入								
MANAGEMENT FEE RECEIVED	129,549.00	129,549.00	129,549.00	129,549.00	129,549.00	129,549.00	129,549.00	906,843.00
ADD: LEGAL FEE RECOVERED	0.00	0.00	0.00	0.00	287.10	0.00	0.00	287.10
ADD: INTEREST RECEIVED	0.00	0.00	0.00	0.00	0.00	0.00	0.00	0.00
ADD: SUNDRY INCOME	3,000.00	600.00	1,650.00	1,050.00	1,350.00	1,950.00	1,500.00	11,100.00
LESS: SINKING FUND	(6,477.45)	(6,477.45)	(6,477.45)	(6,477.45)	(6,477.45)	(6,477.45)	(6,477.45)	(45,342.15)
	126,071.55	123,671.55	124,721.55	124,121.55	124,708.65	125,021.55	124,571.55	872,887.95
<b>EXPENSES:</b>								
減: 支出								
APPORTIONMENT OF GARDENS EXPENSES	22,778.03	25,813.30	28,038.77	17,847.90	19,469.50	28,945.51	24,278.62	167,171.63
AUDITORS REMUNERATION	0.00	0.00	0.00	0.00	0.00	0.00	0.00	0.00
CARPARK EQUIPMENT	0.00	0.00	0.00	0.00	0.00	0.00	0.00	0.00
CLEANING EXPENSES	12,440.00	12,440.00	12,440.00	12,440.00	12,440.00	12,440.00	12,440.00	87,080.00
COUNSELLING FEE	0.00	0.00	0.00	0.00	0.00	0.00	0.00	0.00
ELECTRICITY	30,512.00	32,282.00	30,573.00	30,210.00	34,150.00	33,571.00	30,939.00	222,237.00
MAINTENANCE, REPAIR & INSTALLATION								
DRAINAGE, ELECTRICALS & PUMPS	3,902.31	1,398.27	1,886.52	0.00	1,230.77	2,968.97	3,313.04	14,699.88
PIPE & ELECT. MAINT. (HANG CHEONG)	0.00	4,742.50	9,485.00	0.00	4,742.50	14,227.50	4,742.50	37,940.00
SECURITY SYSTEM	220.00	440.00	220.00	0.00	220.00	660.00	220.00	1,980.00
FIRE FIGHTING SYSTEM	0.00	228,820.00	0.00	0.00	0.00	1,000.00	0.00	229,820.00
MANAGERS REMUNERATION 4%	2,856.01	12,057.23	3,019.85	2,652.02	2,947.00	3,430.38	2,903.45	29,865.94
MAINTENANCE FUND 11%	7,854.03	33,157.39	8,304.59	7,293.06	8,104.25	9,433.54	7,984.49	82,131.35
SECURITY GUARD SERVICE CHARGES	23,509.00	20,075.00	20,075.00	20,075.00	20,075.00	20,075.00	20,075.00	143,959.00
LEGAL FEE	0.00	0.00	0.00	0.00	0.00	0.00	0.00	0.00
SUNDRY EXPENSES	0.00	416.30	0.00	0.00	0.00	0.00	40.00	456.30
TELEPHONE	817.00	816.75	816.75	816.75	816.75	817.00	816.75	5,717.75
WATER FEE	0.00	0.00	0.00	2,758.80	0.00	0.00	0.00	2,758.80
TOTAL EXPENSES	104,888.38	372,458.74	114,859.48	94,093.53	104,195.77	127,568.90	107,752.85	1,025,817.65
SURPLUS / (DEFICIT) FOR THE PERIOD	21,183.17	(248,787.19)	9,862.07	30,028.02	20,512.88	(2,547.35)	16,818.70	(152,929.70)
SURPLUS B/F	487,100.54	508,283.71	259,496.52	269,358.59	299,386.61	319,899.49	317,352.14	487,100.54
BALANCE C/F	508,283.71	259,496.52	269,358.59	299,386.61	319,899.49	317,352.14	334,170.84	334,170.84

\*報表內的1月至5月數據是由前會計公司提供，有待執業會計師核實後方可作準，最後賬目或會因應會計師意見作出調整。  
 如有任何查詢可致電 2491 7234 與本部聯絡。





T.L.60  
**HONG KONG GARDENS - CARPARK D** 豪景花園車場 D  
 STATEMENT OF COMPREHENSIVE INCOME 收支報告表  
 (FORMERLY KNOWN AS INCOME & EXPENDITURE ACCOUNT)

	Jan-16 (一月)	Feb-16 (二月)	Mar-16 (三月)	Apr-16 (四月)	May-16 (五月)	Jun-16 (六月)	Jul-16 (七月)	1-7/2016 TOTAL 總計
<b>INCOME:</b>								
收入								
MANAGEMENT FEE RECEIVED	136,192.00	136,192.00	136,192.00	136,192.00	136,192.00	136,192.00	136,192.00	953,344.00
ADD: LEGAL FEE RECOVERY	0.00	0.00	0.00	0.00	0.00	0.00	0.00	0.00
ADD: INTEREST RECEIVED	0.00	0.00	0.00	0.00	0.00	0.00	0.00	0.00
ADD: SUNDRY INCOME	1,950.00	1,050.00	1,350.00	900.00	2,100.00	1,500.00	1,800.00	10,650.00
LESS: PROVISION FOR BAD DEBT - M.F.								
LESS: SINKING FUND	(6,809.60)	(6,809.60)	(6,809.60)	(6,809.60)	(6,809.60)	(6,809.60)	(6,809.60)	(47,667.20)
LESS: SURPLUS REFUND TO OWNERS								0.00
<b>EXPENSES:</b>								
減: 支出								
APPORTIONMENT OF GARDENS EXPENSES	31,350.41	35,527.99	38,591.00	24,564.86	26,796.73	39,838.99	33,415.74	230,085.72
AUDITORS REMUNERATION	0.00	0.00	0.00	0.00	0.00	0.00	0.00	0.00
CARPARK EQUIPMENT	550.00	0.00	0.00	0.00	0.00	0.00	0.00	550.00
CLEANING EXPENSES	12,440.00	12,440.00	12,440.00	12,440.00	12,440.00	12,440.00	12,440.00	87,080.00
CONSULTING FEE	0.00	0.00	0.00	0.00	0.00	0.00	0.00	0.00
ELECTRICITY	24,664.00	19,308.00	22,164.00	19,152.00	24,445.00	25,444.00	17,035.00	152,212.00
LEGAL FEE	0.00	0.00	0.00	0.00	0.00	0.00	0.00	0.00
MAINTENANCE, REPAIR & INSTALLATION								
DRAINAGE, ELECTRICALS & PUMPS	8,273.62	4,701.54	7,106.04	0.00	2,461.54	5,529.49	6,539.58	34,611.81
PIPE & ELECT. MAINT. (HANG CHEONG)	0.00	4,742.50	9,485.00	0.00	4,742.50	14,227.50	4,742.50	37,940.00
SECURITY SYSTEM	220.00	440.00	220.00	0.00	220.00	660.00	220.00	1,980.00
FIRE FIGHTING SYSTEM	0.00	17,560.00	0.00	0.00	0.00	1,000.00	0.00	18,560.00
MANAGERS REMUNERATION 4%	2,818.94	3,221.84	2,892.27	2,186.01	2,609.63	3,207.72	2,476.40	19,412.81
MAINTENANCE FUND 11%	7,752.10	8,860.07	7,953.75	6,011.52	7,116.49	8,821.23	6,810.10	53,385.26
SECURITY GUARD SERVICE CHARGES	23,509.00	20,075.00	20,075.00	20,075.00	20,075.00	20,075.00	20,075.00	143,939.00
SUNDRY EXPENSES	0.00	462.30	0.00	0.00	40.00	0.00	41.20	543.50
TELEPHONE	817.00	816.75	816.75	816.75	816.75	817.00	816.75	5,717.75
WATER FEE	0.00	0.00	0.00	2,166.40	0.00	0.00	0.00	2,166.40
TOTAL EXPENSES	112,395.07	128,155.99	121,743.81	87,412.54	101,823.64	132,060.93	104,612.27	788,204.25
SURPLUS / (DEFICIT) FOR THE PERIOD	18,937.33	2,276.41	8,988.59	42,869.86	29,658.76	(1,178.53)	26,570.13	128,122.55
SURPLUS B/F	343,046.00	361,983.33	364,259.74	373,248.33	416,118.19	445,776.95	444,598.42	343,046.00
BALANCE C/F	361,983.33	364,259.74	373,248.33	416,118.19	445,776.95	444,598.42	471,168.55	471,168.55

\*報表內的1月至5月數據是由前會計公司提供，有待執業會計師核實後方可作準，最後賬目或會因應會計師意見作出調整。  
 如有任何查詢可致電 2491 7234 與本部聯絡。



T.L.60  
**H. K. GARDEN - COMMERCIAL COMPLEX** 葵景花園 - 商場  
 STATEMENT OF COMPREHENSIVE INCOME 收支報告表  
 (FORMERLY KNOWN AS INCOME & EXPENDITURE ACCOUNT)

	Jan-16 (一月)	Feb-16 (二月)	Mar-16 (三月)	Apr-16 (四月)	May-16 (五月)	Jun-16 (六月)	Jul-16 (七月)	1-7/2016 TOTAL總計
<b>INCOME:</b>								
MANAGEMENT FEE RECEIVED	164,450.00	164,450.00	164,450.00	164,450.00	164,450.00	164,450.00	164,450.00	1,151,150.00
SUNDRY INCOME	3,607.78	2,707.54	552.42	6,274.40	4,180.66	3,751.00	4,153.38	25,227.18
TELECOM STATION INCOME	88,300.00	88,300.00	88,300.00	88,300.00	88,300.00	88,300.00	88,300.00	618,100.00
LESS: PROPERTY TAX OF TELECOM	0.00	0.00	0.00	0.00	0.00	0.00	0.00	0.00
LESS: SINKING FUND	(8,222.50)	(8,222.50)	(8,222.50)	(8,222.50)	(8,222.50)	(8,222.50)	(8,222.50)	(57,557.50)
	248,135.28	247,235.04	245,079.92	250,801.90	248,708.16	248,278.50	248,680.88	1,736,919.68
<b>EXPENSES:</b>								
APPORTIONMENT OF GARDEN EXPENSE	2,099.36	2,379.11	2,584.22	1,644.97	1,794.42	2,667.79	2,237.66	15,407.53
AUDITORS REMUNERATION	0.00	0.00	0.00	0.00	0.00	0.00	0.00	0.00
AIR CONDITION SYSTEM	0.00	4,200.00	10,800.00	0.00	5,400.00	16,200.00	5,400.00	42,000.00
GOVERNMENT RENT/RATES	0.00	0.00	0.00	7,974.00	0.00	0.00	7,974.00	15,948.00
CLEANING EXPENSES	37,303.00	37,303.00	37,303.00	37,303.00	37,303.00	37,787.00	38,755.00	263,057.00
COUNSULTING FEE	0.00	0.00	0.00	0.00	0.00	0.00	0.00	0.00
ELECTRICITY	29,737.48	36,826.12	29,437.44	30,218.84	42,378.80	44,105.68	38,416.88	251,121.24
FESTIVAL DECORATION EXPENSES	0.00	1,280.00	0.00	3,220.00	0.00	0.00	0.00	4,500.00
FURNITURE, FIXTURES & EQUIPMENT	0.00	0.00	0.00	0.00	0.00	0.00	0.00	0.00
GENERATOR	0.00	10,350.00	1,600.00	12,350.00	800.00	2,400.00	800.00	28,300.00
MAINTENANCE, REPAIRS & INSTALLATION	9,800.00	34,100.00	126,185.00	0.00	108.00	24,449.50	800.00	195,442.50
DRAINAGE, ELECTRICALS & PUMPS	0.00	4,200.00	9,485.00	0.00	4,200.00	12,600.00	4,200.00	34,685.00
PIPE & ELECT. MAINT. (HANG CHEONG)	800.00	850.00	850.00	7,500.00	0.00	3,400.00	850.00	14,250.00
SECURITY SYSTEM	58,350.00	1,920.00	0.00	0.00	2,055.00	0.00	0.00	62,325.00
FIRE FIGHTING SYSTEM	0.00	25,080.00	18,350.00	6,350.00	5,150.00	48,202.00	15,492.00	118,624.00
LIFTS	0.00	0.00	0.00	0.00	0.00	0.00	0.00	0.00
MANAGER'S REMUNERATION 4%	7,389.94	8,619.44	11,146.26	5,821.99	5,628.43	10,114.45	6,370.47	55,090.98
MAINTENANCE FUND 11%	20,322.33	23,703.47	30,652.21	16,010.48	15,478.19	27,814.74	17,518.80	151,500.22
SECURITY GUARD SERVICE CHARGES	47,018.00	40,150.00	40,150.00	40,150.00	40,150.00	40,150.00	40,150.00	287,918.00
SUNDRY EXPENSES	1,740.00	968.00	4,496.00	484.00	3,166.00	3,330.00	6,234.90	20,418.90
TRAVELLING	0.00	0.00	0.00	0.00	0.00	0.00	0.00	0.00
TELEPHONE	0.00	0.00	0.00	0.00	0.00	188.00	189.00	377.00
WAGES / SALARIES	0.00	0.00	0.00	0.00	0.00	0.00	0.00	0.00
MANDATOR & PROVIDENT FUND	0.00	0.00	0.00	0.00	0.00	0.00	0.00	0.00
WATER FEE	0.00	18,259.00	0.00	0.00	0.00	20,049.10	0.00	38,308.10
TOTAL EXPENSES	214,560.11	250,188.14	323,039.13	169,027.28	163,611.84	293,458.26	183,388.71	1,599,273.47
SURPLUS / (DEFICIT) FOR THE PERIOD	33,575.17	(2,953.10)	(77,959.21)	81,774.62	85,096.32	(45,179.76)	63,292.17	137,646.21
SURPLUS B/F	81,963.91	115,539.08	112,585.98	34,626.77	116,401.39	201,497.71	156,317.95	81,963.91
BALANCE C/F	115,539.08	112,585.98	34,626.77	116,401.39	201,497.71	156,317.95	219,610.12	219,610.12

\*報表內的1月至6月數據是由前會計公司提供，有待執業會計師核實後方可作準，最後賬目或會因應會計師意見作出調整。  
 如有任何查詢可致電 2491 7234 與本部聯絡。



T1.60  
HONG KONG GARDENS  
COMMON AREA (ESTATE), BLK(Q1 - 28) & C/P(A, B, C & D)  
STATEMENT OF COMPREHENSIVE INCOME  
(FORMERLY KNOWN AS INCOME & EXPENDITURE ACCOUNT)

豪華花園  
全港, 第1-28座, 卅A-D  
收支報告表

1-7/2016

	Jan-16 (一月)	Feb-16 (二月)	Mar-16 (三月)	Apr-16 (四月)	May-16 (五月)	Jun-16 (六月)	Jul-16 (七月)	TOTAL 總計
INCOME:								
MANAGEMENT FEE RECEIVED	4,375,923.00	4,375,923.00	4,375,923.00	4,375,923.00	4,375,923.00	4,375,923.00	4,375,923.00	30,631,461.00
LESS: SINKING FUND	(218,796.15)	(218,796.15)	(218,796.15)	(218,796.15)	(218,796.15)	(218,796.15)	(218,796.15)	(1,531,573.05)
TELECOM STATION INCOME	9,000.00	9,000.00	9,000.00	9,000.00	9,000.00	9,000.00	9,000.00	63,000.00
LESS: PROPERTY TAX OF TELECOM	0.00	0.00	0.00	0.00	0.00	0.00	0.00	0.00
INSURANCE COMPENSATION	0.00	0.00	0.00	0.00	0.00	0.00	0.00	0.00
BANK INTEREST RECEIVED	53,496.42	308.20	67,446.34	38,388.92	261.14	264.09	311.90	160,477.01
INTEREST RECEIVED	0.00	0.00	0.00	0.00	0.00	169.50	0.00	169.50
LEGAL FEE RECOVERED	0.00	0.00	552.10	1,735.55	806.78	0.00	0.00	3,094.43
BAD DEBT (A/F, WRITTEN BACK)	0.00	0.00	0.00	0.00	0.00	0.00	0.00	0.00
DEBTS REMOVAL CHARGE RECD.	4,880.00	960.00	640.00	640.00	960.00	0.00	0.00	8,080.00
TENNIS & SQUASH COURT INCOME	25,061.70	15,129.80	17,783.90	24,760.80	15,528.00	20,826.30	29,555.00	148,645.50
SUNDRY INCOME	8,700.00	3,600.00	9,895.00	4,200.00	7,650.00	7,650.00	7,650.00	40,345.00
SWIMMING POOL INCOME	0.00	0.00	0.00	0.00	24,852.00	49,300.00	62,248.00	136,380.00
REBATE	0.00	0.00	0.00	0.00	0.00	0.00	0.00	0.00
AUDITORS REMUNERATION	0.00	0.00	0.00	0.00	0.00	0.00	0.00	0.00
BANK CHARGES	130.00	50.00	120.00	100.00	230.00	180.00	60.00	870.00
CARPARK EQUIPMENT	550.00	0.00	0.00	0.00	0.00	0.00	0.00	550.00
COMMITTEES EXPENSES	0.00	0.00	70,006.50	0.00	0.00	0.00	0.00	70,006.50
GOVERNMENT RENT/WAIVES	810.00	0.00	0.00	810.00	0.00	0.00	810.00	2,430.00
CLEANING EXPENSES	524,697.00	524,697.00	524,697.00	524,697.00	539,097.00	524,697.00	524,697.00	3,687,729.00
CONSULTING FEE	0.00	0.00	0.00	0.00	0.00	0.00	0.00	0.00
DEBTS REMOVAL CHG.	0.00	0.00	0.00	0.00	0.00	0.00	0.00	0.00
ELECTRICITY	372,787.44	395,581.88	364,691.91	337,868.81	429,047.46	528,579.06	358,125.12	2,786,681.68
FESTIVAL DECORATION EXPENSES	618.00	7,454.00	14,650.00	0.00	0.00	0.00	0.00	22,722.00
FURNITURE, FIXTURES & EQUIPMENT	0.00	0.00	0.00	0.00	0.00	0.00	0.00	0.00
DEPRECIATION	0.00	0.00	3,285.00	0.00	0.00	0.00	0.00	3,285.00
GARDENING EXPENSES	0.00	0.00	419,231.81	4,900.16	1,450.00	797.80	7,330.00	12,862.80
INSURANCE	0.00	2,000.00	1,000.00	950.00	1,000.00	2,000.00	2,000.00	424,131.97
LEGAL FEE	0.00	0.00	0.00	0.00	0.00	0.00	0.00	8,950.00
MAINTENANCE, REPAIR & INSTALLATION	229,645.00	389,866.00	420,477.00	80,760.00	137,443.50	75,675.20	231,604.50	1,565,471.20
PIPE & ELBCT. MAINT. (HANG CHEONG)	0.00	170,800.00	341,600.00	0.00	170,800.00	512,400.00	170,800.00	1,366,400.00
SECURITY SYSTEM/SMART SYM	27,995.00	45,140.00	44,375.00	8,330.00	28,245.00	38,865.00	16,495.00	209,465.00
FIRE FIGHTING SYSTEM	0.00	651,880.00	0.00	0.00	15,655.00	20,500.00	1,500.00	689,535.00
GENERATOR	0.00	0.00	0.00	0.00	0.00	0.00	0.00	0.00
LIGHTS	58,100.00	164,540.00	341,000.00	(14,700.00)	173,980.00	242,900.00	442,000.00	1,407,820.00
SWIMMING POOL EXPENSES	8,952.00	0.00	0.00	0.00	8,952.00	147,265.00	115,598.00	280,768.00
WALKIE-TALKIE	0.00	0.00	0.00	0.00	0.00	0.00	0.00	0.00
WATER TREATMENT PLANT - HYDROTECH	0.00	0.00	0.00	0.00	0.00	0.00	0.00	0.00
MANAGERS REMUNERATION 4%	164,185.55	206,613.87	199,112.85	129,462.63	152,494.78	199,761.24	179,674.40	1,231,305.32
MAINTENANCE FUND 11%	245,169.64	342,618.62	205,544.86	194,510.39	246,136.43	290,902.65	273,854.29	1,888,516.88
PEST CONTROL	0.00	21,440.00	10,720.00	0.00	10,720.00	42,880.00	10,720.00	96,480.00
PRINTING AND STATIONERY	2,168.00	29,188.40	4,944.00	0.00	15,935.79	7,023.20	17,039.50	77,039.50
PROFESSIONAL FEE	25,000.00	25,000.00	31,000.00	25,500.00	25,500.00	6,000.00	73,425.84	211,425.84
RENTAL EXPENSES	45,654.00	38,924.00	38,924.00	44,033.00	0.00	77,848.00	41,904.00	285,297.00
SECURITY GUARD SERVICE CHARGES	2,328,104.00	1,758,439.60	1,758,439.60	1,758,439.60	1,758,439.60	1,758,439.60	1,758,439.60	12,878,741.60
SUNDRY EXPENSES	16,665.00	43,105.20	27,485.95	832.00	26,531.10	33,494.10	60,110.14	208,223.49
TELEPHONE	11,028.63	11,596.00	12,095.25	11,766.00	14,839.00	12,352.00	12,354.00	86,030.88
TRAVELLING	0.00	0.00	0.00	0.00	0.00	0.00	0.00	0.00
UNIFORM	0.00	13,020.40	0.00	0.00	0.00	444.00	7,549.00	21,013.40
WAGERS/SALARIES	431,910.40	427,337.80	525,507.27	415,134.80	435,573.00	478,978.93	601,952.20	3,316,893.60
WATER FEE	21,814.38	21,640.70	23,570.06	19,849.50	18,929.60	18,625.76	161,037.14	904,505.30
WATER FEE PROVIDENT FUND	0.00	423,147.10	0.00	17,273.20	0.00	464,085.00	0.00	33,902,453.10
TOTAL EXPENSES	4,513,994.04	5,714,579.77	5,472,278.06	5,625,557.09	4,210,999.17	5,484,694.54	4,945,370.43	(4,229,373.71)
	(255,729.07)	(1,528,454.92)	(1,209,838.87)	675,315.03	5,165.60	(1,240,357.80)	(679,478.68)	29,669,079.39

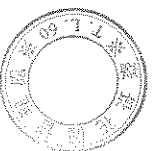
\*報表內的1月至5月數據是由前會計公司提供，有待執業會計師核實後方可作准，最後賬目或會因應會計師意見作出調整。  
如有任何查詢可致電 2491 7234 與本處聯絡。



T.L.60  
HONG KONG GARDENS - ESTATE  
SUPPLEMENTARY NOTES  
豪華花園-全苑  
備註

<u>Jul-2016</u>			
1.	Drainage, Electricals & Pumps	水電保養維修	
		B泳池樓梯加裝扶手 其他	\$19,800.00 \$24,399.30
2.	Professional Fee	專業服務費	
		10-12/2014 會計服務費；速遞費及新試費 16/6-15/7/16 會計服務費 7/2016 兼職會計費用	\$29,925.84 \$25,500.00 \$18,000.00
3.	Sundry Expenses	什項支出	
		保安公司牌照年費 其他	\$14,650.00 \$15,449.14
4.	Wages / Salaries	薪金	
		7/2016 薪金 1-3/2016 法國幹事薪金	\$425,622.20 \$131,628.00
<u>Jun-2016</u>			
1.	Pipe & Elect Maint. (Hang Cheong)	水電保養 (恒昌)	
		4-6/2016 水電保養月費 @\$33,880	\$101,640.00
2.	Swimming Pool Expenses	泳池費	
		3-4/2016 泳池保養月費 @\$8,952 5/2016 泳池保養及救生員月費 (5月19日開池) 6/2016 泳池保養及救生員月費 10/9/16-9/9/17 泳池牌照費 其他	\$17,904.00 \$36,658.00 \$72,764.00 \$10,140.00 \$9,800.00
3.	Rental Expenses	管理處租金	
		5-6/2016 管理處租金 @\$38,924	\$77,848.00
4.	Pest Control	殺蟲滅鼠	
		3-6/2016 滅蟲服務月費 @\$10,720	\$42,880.00
5.	Professional Fee	專業服務費	
		6/2016 兼職會計費用	\$6,000.00

\* 以上資料，除每月之保養月費外，只列出以每單計一萬元或以上之項目。



T.L.60  
HONG KONG GARDENS - BLOCK 1  
SUPPLEMENTARY NOTES

豪景花園第一座  
備註

<u>Jul-2016</u>			
1. Lifts	升降機	4-5/2016 & 7/2016 升降機保養月費 @\$4,400	\$13,200.00
<u>Jun-2016</u>			
1. Pipe & Elect. Maint. (Hang Cheong)	水電保養 (恒昌)	4-6/2016 水電保養月費 @\$4,200	\$12,600.00
2. Security System / SMATV system	保安系統/衛星電視	4-6/2016 公眾天線、衛星電視及保安系統保養服務月費 @\$562 其他	\$1,686.00 \$82.14
			\$1,768.14

\* 以上資料，除每月之保養月費外，只列出以每單計一萬元或以上之項目。



T.L.60  
HONG KONG GARDENS - BLOCK 2  
SUPPLEMENTARY NOTES

豪景花園第二座  
備註

<u>Jul-2016</u>			
1.	Lifts	升降機	4-5/2016 & 7/2016 升降機保養月費 @\$4,400
			\$13,200.00
<u>Jun-2016</u>			
1.	Pipe & Electr. Maint. (Hang Cheong)	水電保養 (恒昌)	4-6/2016 水電保養月費 @\$4,200
			\$12,600.00
2.	Security System / SMATV system	保安系統/衛星電視	4-6/2016 公眾天線、衛星電視及保安系統保養服務月費 @\$562
			\$1,686.00
		其他	\$82.14
			\$1,768.14

\* 以上資料，除每月之保養月費外，只列出以每單計一萬元或以上之項目。

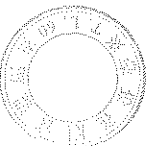


T.L.60  
HONG KONG GARDENS - BLOCK 3  
SUPPLEMENTARY NOTES

豪景花園第三座  
備註

<u>Jul-2016</u>		
1. Lifts	升降機	\$13,200.00
		4-5/2016 & 7/2016 升降機保養月費 @\$4,400
<u>Jun-2016</u>		
1. Pipe & Elect. Maint. (Hang Cheong)	水電保養 (恒昌)	\$12,600.00
		4-6/2016 水電保養月費 @\$4,200
2. Security System / SMATV system	保安系統/衛星電視	\$1,266.00
		4-6/2016 公眾天線、衛星電視及保安系統保養服務月費 @\$422
		其他
		\$82.14
		\$1,348.14

\* 以上資料，除每月之保養月費外，只列出以每單位一萬元或以上之項目。



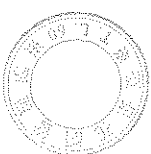
T.L.60  
HONG KONG GARDENS - BLOCK 4  
SUPPLEMENTARY NOTES

業景花園第四座  
備註

Jul-2016  
1. Lifts 升降機 4-5/2016 & 7/2016 升降機保養月費 @\$4,400 \$13,200.00

Jun-2016  
1. Pipe & Elect. Maint. (Fang Cheong) 水電保養 (恒昌) 4-6/2016 水電保養月費 @\$4,200 \$12,600.00  
2. Security System / SMATV system 保安系統/衛星電視 4-6/2016 公眾天線、衛星電視及保安系統保養服務月費 @\$422  
其他 \$1,266.00  
\$82.14 \$1,348.14

\* 以上資料，除每月之保養月費外，只列出以每單計一萬元或以上之項目。





T.L.60  
HONG KONG GARDENS - BLOCK 5  
SUPPLEMENTARY NOTES

豪景花園第五座  
備註

Jul-2016

1. Lifts	升降機	4-5/2016 & 7/2016 升降機保養月費 @\$4,400	\$13,200.00
2. Expenditure by Sinking Fund	動用儲備基金	更換地底渠管工程	\$164,930.00

Jun-2016

1. Pipe & Elect. Maint. (Hang Cheong)	水電保養 (恒昌)	4-6/2016 水電保養月費 @\$4,200	\$12,600.00
2. Security System / SMATV system	保安系統/衛星電視	4-6/2016 公眾天線、衛星電視及保安系統保養服務月費 @\$687 其他	\$2,061.00 \$82.14
			\$2,143.14

\* 以上資料，除每月之保養月費外，只列出以每單計一萬元或以上之項目。



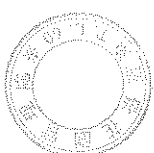
T.L.60  
HONG KONG GARDENS - BLOCK 6  
SUPPLEMENTARY NOTES

豪景花園第六座  
備註

Jul-2016  
1. Lifts 升降機 4-5/2016 & 7/2016 升降機保養月費 @ \$4,400 \$13,200.00

Jun-2016  
1. Pipe & Elect. Maint. (Hang Cheong) 水電保養 (恒昌) 4-6/2016 水電保養月費 @ \$4,200 \$12,600.00  
2. Security System / SMATV system 保安系統/衛星電視 4-6/2016 公眾天線、衛星電視及保安系統保養服務月費 @ \$687  
其他 \$2,051.00  
\$82.14 \$2,143.14

\* 以上資料，除每月之保養月費外，只列出以總單計一萬元或以上之項目。

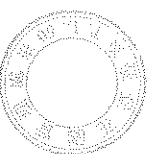


T.L.60  
HONG KONG GARDENS - BLOCK 7  
SUPPLEMENTARY NOTES

聚景花園第七座  
備註

<u>Jul-2016</u>				
1.	Lifts	升降機	5/2016 & 7/2016 升降機保養月費 @\$6,800	\$13,600.00
2.	Expenditure by Sinking Fund	動用儲備基金	更換地底渠管工程	\$180,720.00
<u>Jun-2016</u>				
1.	Pipe & Elect. Maint. (Hang Cheong)	水電保養 (恒昌)	4-6/2016 水電保養月費 @\$4,200	\$12,600.00
2.	Security System / SMATV system	保安系統/衛星電視	4-6/2016 公眾天線、衛星電視及保安系統保養服務月費 @\$515 其他	\$1,545.00 \$82.14
				\$1,627.14

\* 以上資料，除每月之保養月費外，只列出以每單計一萬元或以上之項目。

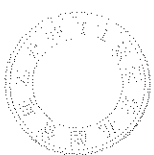


T.L.60  
HONG KONG GARDENS - BLOCK 8  
SUPPLEMENTARY NOTES

蔡景花園第八座  
備註

<u>Jul-2016</u>			
1. Lifts	升降機	5/2016 & 7/2016 升降機保養月費 @\$5,800	\$13,600.00
2. Expenditure by Sinking Fund	動用儲備基金	更換地底渠管工程	\$115,900.00
<u>Jun-2016</u>			
1. Pipe & Elect. Maint. (Hang Cheong)	水電保養 (恒昌)	4-6/2016 水電保養月費 @\$4,200	\$12,600.00
2. Security System / SMATV system	保安系統/衛星電視	4-6/2016 公眾天線、衛星電視及保安系統保養服務月費 @\$515 其他	\$1,545.00 \$82.14
			\$1,627.14

\* 以上資料，除每月之保養月費外，只列出以每單計一萬元或以上之項目。



T1.60  
HONG KONG GARDENS - BLOCK 9  
SUPPLEMENTARY NOTES

萊景花園第九座  
備註

<u>Jul-2016</u>				
1. Lifts	升降機	5/2016 & 7/2016 升降機保養月費 @ \$5,800		\$13,600.00
<u>Jun-2016</u>				
1. Pipe & Elect. Maint. (Hang Cheong)	水電保養 (恒昌)	4-6/2016 水電保養月費 @ \$4,200		\$12,600.00
2. Security System / SMATV system	保安系統/衛星電視	4-6/2016 公眾天線、衛星電視及保安系統保養服務月費 @ \$515	\$1,545.00	\$1,627.14
		其他	\$82.14	
3. Lift	升降機	5-6/2016 升降機保養月費 @ \$5,800		\$13,600.00

\* 以上資料，除每月之保養月費外，只列出以每單計一萬元或以上之項目。

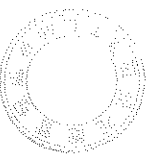


T1.60  
HONG KONG GARDENS - BLOCK 10  
SUPPLEMENTARY NOTES

豪景花園第十座  
備註

<u>Jul-2016</u>						
1. Lifts	升降機	5/2016 & 7/2016 升降機保養月費 @ \$6,800				\$13,600.00
2. Expenditure by Sinking Fund	動用儲備基金	更換地底渠管工程				\$136,600.00
<u>Jun-2016</u>						
1. Pipe & Elect. Maint. (Hang Cheong)	水電保養 (恒昌)	4/6/2016 水電保養月費 @ \$4,200				\$12,600.00
2. Security System / SMATV system	保安系統/衛星電視	4-6/2016 公眾天線、衛星電視及保安系統保養服務月費 @ \$15 其他				\$1,545.00
						\$82.14
3. Lift	升降機	5-6/2016 升降機保養月費 @ \$6,800				\$13,600.00

\* 以上資料，除每月之保養月費外，只列出以每單計一萬元或以上之項目。



T.L.60  
HONG KONG GARDENS - BLOCK 11  
SUPPLEMENTARY NOTES  
豪景花園第十一座  
備註

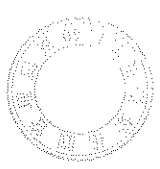
Jul-2016  
1. Lifts  
升降機  
5/2016 & 7/2016 升降機保養月費 @ \$6,800  
\$13,600.00

Jun-2016  
1. Pipe & Elect. Maint. (Hang Cheong)  
水電保養 (恒昌)  
4-6/2016 水電保養月費 @ \$4,200  
\$12,600.00

2. Security System / S/MATV system  
保安系統/衛星電視  
4-6/2016 公眾天線、衛星電視及保安系統保養服務月費 @ \$515  
其他  
\$1,545.00  
\$82.14  
\$1,627.14

3. Lift  
升降機  
5-6/2016 升降機保養月費 @ \$6,800  
\$13,600.00

\* 以上資料，除每月之保養月費外，只列出以每單計一萬元或以上之項目。



T.L.60  
HONG KONG GARDENS - BLOCK 12  
SUPPLEMENTARY NOTES  
豪景花園 第十二座  
備註

<u>Jul-2016</u>			
1. Lifts	升降機	5/2016 & 7/2016 升降機保養月費 @ \$5,800	\$13,600.00
<u>Jun-2016</u>			
1. Pipe & Elect. Maint. (Hang Cheong)	水電保養 (恒昌)	4-6/2016 水電保養月費 @ \$4,200	\$12,600.00
2. Security System / SMATV system	保安系統/衛星電視	4-6/2016 公眾天線、衛星電視及保安系統保養服務月費 @ \$515 其他	\$1,545.00 \$82.14
3. Lift	升降機	5-6/2016 升降機保養月費 @ \$6,800	\$13,600.00

\* 以上資料，除每月之保養月費外，只列出以每單計一萬元或以上之項目。





T.L.60  
HONG KONG GARDENS - BLOCK 13  
SUPPLEMENTARY NOTES  
豪景花園 第十三座  
備註

<u>Jul-2016</u>				
1. Lifts	升降機	5/2016 & 7/2016 升降機保養月費 @ \$6,800		\$13,600.00
<u>Jun-2016</u>				
1. Pipe & Elect. Maint. (Hang Cheong)	水電保養 (恒昌)	4-6/2016 水電保養月費 @ \$4,200		\$12,600.00
2. Security System / SMATV system	保安系統/衛星電視	4-6/2016 公眾天線、衛星電視及保安系統保養服務月費 @ \$281 其他	\$843.00 \$82.14	\$925.14
3. Lift	升降機	5-6/2016 升降機保養月費 @ \$6,800		\$13,600.00

\* 以上資料，除每月之保養月費外，只列出以每單計一萬元或以上之項目。



T1.60  
HONG KONG GARDENS - BLOCK 14  
SUPPLEMENTARY NOTES  
豪景花園 第十四座  
備註

<u>Jul-2016</u>				
1. Lifts	升降機	5/2016 & 7/2016 升降機保養月費 @ \$6,800		\$13,600.00
<u>Jun-2016</u>				
1. Pipe & Elect. Maint. (Hang Cheong)	水電保養 (恒昌)	4-6/2016 水電保養月費 @ \$4,200		\$12,600.00
2. Security System / SMATV system	保安系統/衛星電視	4-6/2016 公眾天線、衛星電視及保安系統保養服務月費 @ \$281 其他	\$843.00 \$962.14	\$1,805.14
3. Lift	升降機	5-6/2016 升降機保養月費 @ \$6,800		\$13,600.00

\* 以上資料，除每月之保養月費外，只列出以每單計一萬元或以上之項目。



T.L.60  
HONG KONG GARDENS - BLOCK 15  
SUPPLEMENTARY NOTES

藝景花園 第十五座  
備註

<u>Jun-2016</u>				
1.	Pipe & Elect. Maint. (Hang Cheong)	水電保養 (恒昌)	4-6/2016 水電保養月費 @\$4,550	\$13,650.00
2.	Security System / SMATV system	保安系統/衛星電視	4-6/2016 公眾天線、衛星電視及保安系統保養服務月費 @\$188 其他	\$564.00
			<u>\$82.14</u>	\$646.14

\* 以上資料，除每月之保養月費外，只列出以每單計一萬元或以上之項目。



T.L.60  
HONG KONG GARDENS - BLOCK 16  
SUPPLEMENTARY NOTES

豪景花園 第十六座  
備註

<u>Jul-2016</u>	升降機	4-5/2016 & 7/2016 升降機保養月費 @ \$5,900		\$17,700.00
<u>Jun-2016</u>				
1. Pipe & Elect. Maint. (Hang Cheong)	水電保養 (恒昌)	4-6/2016 水電保養月費 @ \$4,200		\$12,600.00
2. Security System / SMATV system	保安系統/衛星電視	4-6/2016 公眾天線、衛星電視及保安系統保養服務月費 @ \$453 其他	\$1,359.00 \$82.14	\$1,441.14

\* 以上資料，除每月之保養月費外，只列出以每單計一萬元或以上之項目。



T.L.60  
HONG KONG GARDENS - BLOCK 17  
SUPPLEMENTARY NOTES

豪景花園 第十七座  
備註

<u>Jul-2016</u>					
1.	Drainage, Water Pipes, Pumps Elec.	水電保養維修	拆除天台防盜鐵架	\$57,000.00	
			其他	\$5,200.28	
					\$62,200.28
2.	Lifts	升降機	4-5/2016 & 7/2016 升降機保養月費 @ \$5,900		\$17,700.00
<u>Jun-2016</u>					
1.	Pipe & Elect. Maint. (Hang Cheong)	水電保養 (恒昌)	4-6/2016 水電保養月費 @ \$4,200		\$12,600.00
2.	Security System / SMATV system	保安系統/衛星電視	4-6/2016 公眾天線、衛星電視及保安系統保養服務月費 @ \$453	\$1,359.00	
			其他	\$82.14	
					\$1,441.14

\* 以上資料，除每月之保養月費外，只列出以每單計一萬元或以上之項目。



T.L.60  
HONG KONG GARDENS - BLOCK 18  
SUPPLEMENTARY NOTES

豪景花園 第十八座  
備註

<u>Jul-2016</u>			
1.	Drainage, Water Pipes, Pumps Elec.	水電保養維修 其他	外牆維修 其他
		\$13,320.00 \$11,110.28	\$24,430.28
2.	Lifts	升降機	
			4-5/2016 & 7/2016 升降機保養月費 @ \$5,900
			\$17,700.00
<u>Jun-2016</u>			
1.	Pipe & Elect. Maint. (Hang Cheong)	水電保養 (恒昌)	
			4-6/2016 水電保養月費 @ \$4,200
		\$1,359.00	\$12,600.00
2.	Security System / SMATV system	保安系統/衛星電視	
			4-6/2016 公眾天線、衛星電視及保安系統保養服務月費 @ \$453 其他
		\$82.14	\$1,441.14

\* 以上資料，除每月之保養月費外，只列出以每單計一萬元或以上之項目。

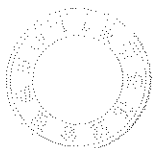


T.L.60  
HONG KONG GARDENS - BLOCK 19  
SUPPLEMENTARY NOTES  
豪景花園 第十九座  
備註

Jul-2016  
1. Lifts  
升降機  
4-5/2016 & 7/2016 升降機保養月費 @\$7,500  
\$22,500.00

Jun-2016  
1. Pipe & Elect. Maint (Hang Cheong)  
水電保養 (恒昌)  
4-6/2016 水電保養月費 @\$4,200  
\$12,600.00  
2. Security System / SM/ATV system  
保安系統/衛星電視  
4-6/2016 公眾天線、衛星電視及保安系統保養服務月費 @\$453  
其他  
\$1,359.00  
\$82.14  
\$1,441.14

\* 以上資料，除每月之保養月費外，只列出以每單計一萬元或以上之項目。



T.L.60  
HONG KONG GARDENS - BLOCK 20  
SUPPLEMENTARY NOTES

豪景花園第二十座  
備註

Jul-2016  
1. Lifts 升降機 4-5/2016 & 7/2016 升降機保養月費 @\$7,500 \$22,500.00

Jun-2016  
1. Pipe & Elect. Maint. (Hang Cheong) 水電保養 (恒昌) 4-6/2016 水電保養月費 @\$4,200 \$12,600.00  
2. Security System / SMATV system 保安系統/衛星電視 4-6/2016 公眾天線、衛星電視及保安系統保養服務月費 @\$453  
其他 \$1,359.00  
\$82.14 \$1,441.14

\* 以上資料，除每月之保養月費外，只列出以每單計一萬元或以上之項目。





HONG KONG GARDENS - BLOCK 21  
SUPPLEMENTARY NOTES

聚豐花園 第二十一座  
備註

Jul-2016  
1. Lifts 升降機 4-5/2016 & 7/2016 升降機保養月費 @\$7,500 \$22,500.00

Jun-2016  
1. Pipe & Elect. Maint. (Hang Cheong) 水電保養 (恒昌) 4-6/2016 水電保養月費 @\$4,200 \$12,600.00

2. Security System / S/M/ATV system 保安系統/衛星電視 4-6/2016 公眾天線、衛星電視及保安系統保養服務月費 @\$453  
其他  
\$1,359.00  
\$82.14 \$1,441.14

\* 以上資料，除每月之保養月費外，只列出以每單計一萬元或以上之項目。



<u>Jul-2016</u>				
1.	Drainage, Electricals & Pumps	水電保養維修	外牆維修 其他	\$11,440.00 \$5,551.28
2.	Lifts	升降機	4-5/2016 & 7/2016 升降機保養月費 @ \$5,900 升降機安全證書	\$17,700.00 \$580.00
				\$18,280.00
<u>Jun-2016</u>				
1.	Pipe & Elect. Maint. (Hang Cheong)	水電保養 (恒昌)	4-6/2016 水電保養月費 @ \$4,200	\$12,600.00
2.	Security System / SMATV system	保安系統/衛星電視	4-6/2016 公眾天線、衛星電視及保安系統保養服務月費 @ \$172 其他	\$516.00 \$82.14
				\$598.14

\* 以上資料，除每月之保養月費外，只列出以每單計一萬元或以上之項目。



T.L.60  
HONG KONG GARDENS - BLOCK 23  
SUPPLEMENTARY NOTES  
豪景花園 第二十三座  
備註

Jul-2016			
1. Lifts	升降機	4-5/2016 & 7/2016 升降機保養月費 @85,900 升降機安全證書	\$17,700.00 \$580.00
			\$18,280.00
Jun-2016			
1. Pipe & Elect. Maint. (Hang Cheong)	水電保養 (恒昌)	4-6/2016 水電保養月費 @54,200	\$12,600.00
2. Security System / SMATV system	保安系統/衛星電視	4-6/2016 公眾天線、衛星電視及保安系統保養服務月費 @164 其他	\$492.00 \$82.14
			\$574.14

\* 以上資料，除每月之保養月費外，只列出以每單計一萬元或以上之項目。



T.L.60  
HONG KONG GARDENS - BLOCK 24  
SUPPLEMENTARY NOTES  
豪景花園 第二十四座  
備註

<u>Jul-2016</u>			
1. Lifts	升降機	4-5/2016 & 7/2016 升降機保養月費 @ \$5,900 升降機安全證書	\$17,700.00 \$580.00
			\$18,280.00
<u>Jun-2016</u>			
1. Pipe & Elect. Maint. (Hang Cheong)	水電保養 (恒昌)	4-6/2016 水電保養月費 @ \$4,200	\$12,600.00
2. Security System / SMATV system	保安系統/衛星電視	4-6/2016 公眾天線、衛星電視及保安系統保養服務月費 @ \$156 其他	\$468.00 \$82.14
			\$550.14

\* 以上資料，除每月之保養月費外，只列出以每單計一萬元或以上之項目。



T.L.60  
HONG KONG GARDENS - BLOCK 25  
SUPPLEMENTARY NOTES

豪景花園 第二十五座  
備註

Jul-2016			
1. Lifts	升降機	4-5/2016 & 7/2016 升降機保養月費 @\$5,900 升降機安全證書	\$17,700.00 \$580.00
			\$18,280.00
Jun-2016			
1. Pipe & Elect. Maint. (Hang Cheong)	水電保養 (恒昌)	4-6/2016 水電保養月費 @\$4,200	\$12,600.00
2. Security System / SMATV system	保安系統/衛星電視	4-6/2016 公眾天線、衛星電視及保安系統保養服務月費 @\$172 其他	\$516.00 \$82.14
			\$598.14

\* 以上資料，除每月之保養月費外，只列出以每單計一萬元或以上之項目。



T.L.60  
HONG KONG GARDENS - BLOCK 26  
SUPPLEMENTARY NOTES  
豪景花園 第二十六座  
備註

<b>Jul-2016</b>					
1. Lifts	升降機	4-5/2016 & 7/2016 升降機保養月費 @ \$5,900 升降機安全證書	\$17,700.00 \$580.00	\$18,280.00	
<b>Jun-2016</b>					
1. Pipe & Elect. Maint. (Hang Cheong)	水電保養 (恒昌)	4-6/2016 水電保養月費 @ \$4,200		\$12,600.00	
2. Security System / SMATV system	保安系統/衛星電視	4-6/2016 公眾天線、衛星電視及保安系統保養服務月費 @ \$164 其他	\$492.00 \$82.14	\$574.14	

\* 以上資料，除每月之保養月費外，只列出以每單計一萬元或以上之項目。



T.L.60  
HONG KONG GARDENS - BLOCK 27  
SUPPLEMENTARY NOTES  
聚景花園 第二十七座  
備註

<u>Jul-2016</u>				
1. Lifts	升降機	5/2016 & 7/2016 升降機保養月費 @89,000		\$18,000.00
<u>Jun-2016</u>				
1. Drainage, Electricals & Pumps	水電保養維修	5-6/2016 八達通系統保養月費 @52,125 其他	\$4,250.00 \$1,551.75	\$5,801.75
2. Pipe & Elect. Maint. (Hang Cheong)	水電保養 (恒昌)	4-6/2016 水電保養月費 @54,200		\$12,600.00
3. Security System / SMATV system	保安系統 衛星電視	4-6/2016 公眾天線、衛星電視及保安系統保養服務月費 @147 其他	\$441.00 \$82.14	\$523.14

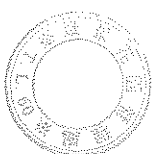
\* 以上資料，除每月之保養月費外，只列出以每單計一萬元或以上之項目。



T1.60  
HONG KONG GARDENS - BLOCK 28  
SUPPLEMENTARY NOTES  
豪景花園 第二十八座  
備註

<u>Jul-2016</u>				
1. Lifts	升降機	5/2016 & 7/2016 升降機保養月費 @ \$9,000		\$18,000.00
<u>Jun-2016</u>				
1. Drainage, Electricals & Pumps	水電保養維修	5-6/2016 八達通系統保養月費 @ \$2,125 其他	\$4,250.00 \$1,551.75	\$5,801.75
2. Pipe & Elect. Maint. (Hang Cheong)	水電保養 (恒昌)	4-6/2016 水電保養月費 @ \$4,200		\$12,600.00
3. Security System / SMATV system	保安系統/衛星電視	4-6/2016 公眾天線、衛星電視及保安系統保養服務月費 @ \$140 其他	\$420.00 \$82.22	\$502.22

\* 以上資料，除每月之保養月費外，只列出以每單計一萬元或以上之項目。





T.L.60  
HONG KONG GARDENS - CARPARK A  
SUPPLEMENTARY NOTES  
豪景花園車場 A  
備註

<u>Jul-2016</u>		<u>Jun-2016</u>	
1. Lifts	升降機	4-5/2016 & 7/2016 升降機保養月費 @\$2,000	\$6,000.00
<u>Jun-2016</u>			
1. Drainage, Electricals & Pumps	水電保養維修	5-6/2016 / 八達通系統保養月費 @\$1,230.77 其他	\$2,461.54
2. Pipe & Elect. Maint. (Hang Cheong)	水電保養 (恒昌)	4-6/2016 水電保養月費 @\$4,742.50	\$321.43
3. Security System / SMATV system	保安系統/衛星電視	4-6/2016 公眾天線、衛星電視及保安系統保養服務月費 @\$220	\$14,227.50
			\$660.00

\* 以上資料，除每月之保養月費外，只列出以每單計一萬元或以上之項目。



T.L.60  
HONG KONG GARDENS - CARPARK B 豪景花園車場 B  
SUPPLEMENTARY NOTES 備註

<u>Jun-2016</u>			
1.	Drainage, Electricals & Pumps	水電保養維修	
		5-6/2016 八達通系統保養月費 @\$1,230.77	\$2,461.54
		其他	\$4,011.43
2.	Pipe & Elect. Maint. (Hang Cheong)	水電保養 (恒昌)	\$6,472.97
		4-6/2016 水電保養月費 @\$4,742.50	\$14,227.50
3.	Security System / SMATV system	保安系統/衛星電視	\$660.00
		4-6/2016 公眾天線、衛星電視及保安系統保養服務月費 @\$220	

\* 以上資料，除每月之保養月費外，只列出以每單計一萬元或以上之項目。



T.L.60  
HONG KONG GARDENS - CARPARK C 豪景花園車場 C  
SUPPLEMENTARY NOTES 備註

<u>Jun-2016</u>			
1. Drainage, Electricals & Pumps	水電保養維修	5-6/2016 八達通系統保養月費 @\$1,230.77 其他	\$2,461.54 \$507.43
2. Pipe & Elect. Maint. (Hang Cheong)	水電保養 (恒豐)	4-6/2016 水電保養月費 @\$4,742.50	\$14,227.50
3. Security System / SMATV system	保安系統/衛星電視	4-6/2016 公眾天線、衛星電視及保安系統保養服務月費 @\$220	\$660.00

\* 以上資料，除每月之保養月費外，只列出以每單計一萬元或以上之項目。



T.L.60  
HONG KONG GARDENS - CARPARK D  
SUPPLEMENTARY NOTES  
豪景花園車場 D  
備註

<u>Jun-2016</u>			
1.	Drainage, Electricals & Pumps	水電保養維修 其他	\$4,923.08 \$606.41
2.	Pipe & Elect. Maint. (Hang Cheong)	水電保養 (恒昌)	\$14,227.50
3.	Security System / SMATV system	保安系統/衛星電視	\$660.00
		5-6/2016 八達通系統保養月費 @\$2,461.54	
		4-6/2016 水電保養月費 @\$4,742.50	
		4-6/2016 公眾天線、衛星電視及保安系統保養服務月費 @\$220	

\* 以上資料，除每月之保養月費外，只列出以每單計一萬元或以上之項目。



T.L.60  
H. K. GARDEN - COMMERCIAL COMPLE. 豪景花園 - 商場  
SUPPLEMENTARY NOTES 備註

<u>Jun-2016</u>			
1. Drainage, Electricals & Pumps	水電保養維修	商場大/小方扶手梯加裝安全膠檔板 其他	\$21,800.00 \$2,649.50
2. Pipe & Elect. Maint. (Hang Cheong)	水電保養 (恒昌)	4-6/2016 水電保養月費 @\$4,200	\$12,600.00
3. Security System / SMLATV system	保安系統/衛星電視	3-6/2016 保安系統保養服務月費 @\$850	\$3,400.00

\* 以上資料，除每月之保養月費外，只列出以每單計一萬元或以上之項目。

