


HONG KONG GARDEN
MANAGED BY T. L. 60 MGT LTD
BALANCE SHEET
(UN-AUDITED)

豪景花園
資產負債表
(未經審核)

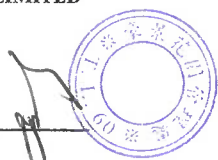
		30/06/2021 (調整後)	31/12/2020 (調整後)	31/12/2020 (已公佈數字)
NON-CURRENT ASSETS	非流動資產			
FIXED ASSETS	固定資產	\$0.00	\$0.00	\$13,392.00
UTILITY DEPOSITS	公共按金	\$2,105,025.56	\$2,117,417.56	\$1,976,724.00
		<u>\$2,105,025.56</u>	<u>\$2,117,417.56</u>	<u>\$1,990,116.00</u>
CURRENT ASSETS	流動資產			
MANAGEMENT FEE RECEIVABLES	應收管理費	\$2,404,068.00	\$1,670,599.00	\$1,899,543.80
ACCOUNTS RECEIVABLES	應收款項	\$1,452,252.84	\$2,486,643.42	\$2,561,140.34
AMOUNT DUE FROM BUILDING MANAGER	管理公司往來賬	\$1,126,425.23	\$308,500.04	\$0.00
CURRENT A/C WITH I.O. (FIXED DEPOSIT)	法團往來賬 (定期存款)	\$49,923,634.71	\$49,923,634.71	\$47,002,379.65
PROVISIONAL TAX	電訊物業稅	\$142,920.00	\$142,920.00	\$55,526.00
CONSUMABLE INVENTORIES	存貨結餘	\$104,987.00	\$106,270.50	\$130,595.70
PREPAYMENT	預付款項	\$128,528.00	\$13,250.00	\$77,512.00
CASH BALANCE	現金結餘	\$190,374.00	\$197,890.00	\$197,890.00
BANK BALANCE	銀行結餘	\$19,798,806.82	\$19,624,473.34	\$19,609,463.34
		<u>\$75,271,996.60</u>	<u>\$74,474,181.01</u>	<u>\$71,534,050.83</u>
CURRENT LIABILITIES	流動負債			
ACCOUNT PAYABLE & ACCRUED EXPENSES	應付款項	\$6,207,047.48	\$9,753,216.63	\$10,056,894.73
MANAGEMENT FEE RECEIVED IN ADVANCE	預付管理費	\$612,285.00	\$313,330.20	\$313,330.20
TEMPORARY RECEIPT	暫收款項	\$88,446.10	\$121,691.10	\$207,637.00
REBATE FROM SHELL IN ADVANCE	石油氣回贈預收款項	\$2,612,500.00	\$2,612,500.00	\$0.00
DEBRIS & TELECOM SECURITY DEPOSIT	泥按及電訊台按金	\$1,370,900.00	\$1,222,250.00	\$1,263,855.00
AMOUNT DUE TO BUILDING MANAGER	管理公司往來賬	\$0.00	\$0.00	\$559,339.12
		<u>\$10,891,178.58</u>	<u>\$14,022,987.93</u>	<u>\$12,401,056.05</u>
NET CURRENT ASSETS	流動資產淨值	<u>\$64,380,818.02</u>	<u>\$60,451,193.08</u>	<u>\$59,132,994.78</u>
NET ASSETS	資產淨值	<u>\$66,485,843.58</u>	<u>\$62,568,610.64</u>	<u>\$61,123,110.78</u>
REPRESENTED BY :	資金分列			
MGT FEE DEP. & PUBLIC UTILITY DEP.	管理費及公共水電按金	\$12,522,091.00	\$12,377,527.00	\$11,827,665.00
SINKING FUND - DOM	住宅儲備基金	\$20,979,374.60	\$19,668,929.60	\$20,186,628.13
SINKING FUND - COM	商場儲備基金	\$209,200.50	\$155,918.70	\$155,918.70
SINKING FUND - C.P.	車場儲備基金	\$5,365,240.29	\$5,207,355.39	\$5,232,802.26
		<u>\$26,553,815.39</u>	<u>\$25,032,203.69</u>	<u>\$25,575,349.09</u>
MAINTENANCE FUND - DOM	住宅維修基金	\$14,834,786.69	\$13,490,869.05	\$12,967,417.55
MAINTENANCE FUND - COM	商場維修基金	\$388,954.43	\$263,873.93	\$329,114.47
MAINTENANCE FUND - C.P.	車場維修基金	\$3,832,485.98	\$3,647,721.82	\$3,630,198.40
		<u>\$19,056,227.10</u>	<u>\$17,402,464.80</u>	<u>\$16,926,730.42</u>
RETAINED SURPLUS / (LOSS) - DOM	住宅累積盈餘 / (虧損)	(\$5,203,069.17)	(\$5,165,248.86)	(\$5,257,871.32)
RETAINED SURPLUS / (LOSS) - COM	商場累積盈餘 / (虧損)	\$841,181.49	\$650,562.15	\$263,712.07
RETAINED SURPLUS / (LOSS) - C.P.	車場累積盈餘 / (虧損)	\$12,715,597.77	\$12,271,101.86	\$11,787,525.52
		<u>\$8,353,710.09</u>	<u>\$7,756,415.15</u>	<u>\$6,793,366.27</u>
OWNERS' EQUITY		<u>\$66,485,843.58</u>	<u>\$62,568,610.64</u>	<u>\$61,123,110.78</u>

備註：2021年6月份資產負債表已就2012年9月至2016年5月會計師事務所入賬誤差作出調整及包括2012年至2014年之核數調整

For and on behalf of
T.L. 60 MANAGEMENT LIMITED


John Lau / Ming Chan

Date : 13. 08. 2021



依據核數及年終調整為準
Subject to audit and year end adjustment

HONG KONG GARDEN 豪景花園
 OWNERS' EQUITY AS AT 30/06/2021 (AFTER ADJUSTMENT ON YR.2012-2020 P&L)
 30/06/2021 業主權益 [2012-2020年盈餘/(虧損)調整後]

	I.E. A/C	SINKING FUND	MAINT. FUND	TOTAL	MF/PU DEPOSIT	
	累積盈餘 / (虧損)	儲備基金	維修基金	總計	管理費及 公共水電按金	
BLOCK 1	第一座	(\$1,399,011.46)	\$590,773.83	\$962,858.24	\$154,620.61	\$412,159.00
BLOCK 2	第二座	(\$1,391,778.83)	\$580,673.85	\$955,982.63	\$144,877.65	\$419,041.00
BLOCK 3	第三座	(\$785,906.56)	\$571,410.11	\$773,026.65	\$558,530.20	\$302,571.00
BLOCK 4	第四座	(\$1,231,744.96)	\$582,879.74	\$758,558.28	\$109,693.06	\$368,277.00
BLOCK 5	第五座	(\$594,229.36)	\$524,225.37	\$891,410.98	\$821,406.99	\$435,741.00
BLOCK 6	第六座	(\$1,352,759.72)	\$555,659.37	\$895,708.28	\$98,607.93	\$432,622.00
BLOCK 7	第七座	(\$108,951.93)	\$522,256.81	\$102,382.16	\$515,687.04	\$392,248.00
BLOCK 8	第八座	(\$345,836.91)	\$392,776.81	\$84,579.13	\$131,519.03	\$413,621.00
BLOCK 9	第九座	(\$323,495.71)	\$784,326.81	(\$253,782.92)	\$207,048.18	\$444,012.00
BLOCK 10	第十座	\$38,559.98	\$810,299.98	\$201,494.68	\$1,050,354.64	\$425,699.00
BLOCK 11	第十一座	\$191,085.58	\$984,112.18	\$506,076.66	\$1,681,274.42	\$421,632.00
BLOCK 12	第十二座	\$91,614.55	\$938,899.98	\$424,817.79	\$1,455,332.32	\$458,346.00
BLOCK 13	第十三座	(\$289,021.50)	\$694,209.66	\$529,772.74	\$934,960.90	\$304,517.00
BLOCK 14	第十四座	(\$113,066.53)	\$699,380.06	\$517,787.04	\$1,104,100.57	\$277,912.00
BLOCK 15	第十五座	\$704,991.97	\$500,964.78	\$476,237.01	\$1,682,193.76	\$201,206.00
BLOCK 16	第十六座	\$223,062.56	\$871,778.62	\$605,066.24	\$1,699,907.42	\$554,507.00
BLOCK 17	第十七座	\$20,130.30	\$896,211.12	\$655,230.99	\$1,571,572.41	\$446,250.00
BLOCK 18	第十八座	\$622,296.53	\$916,656.12	\$590,375.85	\$2,129,328.50	\$458,385.00
BLOCK 19	第十九座	(\$16,303.83)	\$1,246,643.28	\$407,724.53	\$1,638,063.98	\$451,201.00
BLOCK 20	第二十座	(\$386,445.64)	\$1,157,410.96	\$509,742.59	\$1,280,707.91	\$464,049.00
BLOCK 21	第二十一座	\$1,465,581.47	\$1,065,089.72	\$578,929.08	\$3,109,600.27	\$483,699.00
BLOCK 22	第二十二座	(\$592,041.85)	\$696,460.15	\$582,375.17	\$686,793.47	\$357,661.00
BLOCK 23	第二十三座	(\$855,812.64)	\$672,008.45	\$580,676.23	\$396,872.04	\$298,430.00
BLOCK 24	第二十四座	\$344,460.10	\$743,511.14	\$595,653.16	\$1,683,624.40	\$327,546.00
BLOCK 25	第二十五座	(\$224,617.78)	\$694,506.55	\$203,100.90	\$672,989.67	\$319,022.00
BLOCK 26	第二十六座	(\$1,058,470.42)	\$672,008.43	\$706,757.80	\$320,295.81	\$313,157.00
BLOCK 27	第二十七座	\$1,279,662.39	\$867,825.13	\$490,060.45	\$2,637,547.97	\$455,061.00
BLOCK 28	第二十八座	\$884,981.03	\$746,415.59	\$502,184.35	\$2,133,580.97	\$369,937.00
		(\$5,203,069.17)	\$20,979,374.60	\$14,834,786.69	\$30,611,092.12	\$11,008,509.00
CPA	車場A	\$5,045,689.39	\$1,266,965.60	\$1,165,563.15	\$7,478,218.14	\$451,708.00
CPB	車場B	\$3,593,351.06	\$1,491,922.00	\$982,462.21	\$6,067,735.27	\$348,384.00
CPC	車場C	\$1,959,098.99	\$1,346,209.93	\$980,184.24	\$4,285,493.16	\$334,647.00
CPD	車場D	\$2,117,458.33	\$1,260,142.76	\$704,276.38	\$4,081,877.47	\$378,843.00
		\$12,715,597.77	\$5,365,240.29	\$3,832,485.98	\$21,913,324.04	\$1,513,582.00
COM	商場部份	\$841,181.49	\$209,200.50	\$388,954.43	\$1,439,336.42	\$0.00
		<u>\$8,353,710.09</u>	<u>\$26,553,815.39</u>	<u>\$19,056,227.10</u>	<u>\$53,963,752.58</u>	<u>\$12,522,091.00</u>



T.L.60

HONG KONG GARDENS - ESTATE 豪景花園-全苑
STATEMENT OF COMPREHENSIVE INCOME 收支報告表
(FORMERLY KNOWN AS INCOME & EXPENDITURE ACCOUNT)

		Jan-21 (一月)	Feb-21 (二月)	Mar-21 (三月)	Apr-21 (四月)	May-21 (五月)	Jun-21 (六月)	1-6/2021 TOTAL總計
INCOME:	收入							
TENNIS & SQUASH COURT INCOME	網球、壁球場收入	\$0.00	\$1,860.00	\$15,895.00	\$16,000.00	\$18,530.00	\$14,960.00	\$67,245.00
SWIMMING POOL INCOME	泳池收入	(\$30.00)	\$0.00	\$0.00	\$0.00	\$27,146.00	\$44,723.00	\$71,839.00
DEBRIS REMOVAL CHARGE RECOVERED	泥頭費收入	\$0.00	\$0.00	\$0.00	\$0.00	\$0.00	\$0.00	\$0.00
INSURANCE AND OTHER COMPENSATION	保險及其他賠償	\$3,000.00	\$43,790.00	\$0.00	\$0.00	\$0.00	\$0.00	\$46,790.00
LEGAL FEE RECOVERED	訴訟費收入	\$0.00	\$0.00	\$0.00	\$0.00	\$0.00	\$0.00	\$0.00
BANK INTEREST INCOME	銀行利息收入	\$0.00	\$357.05	\$830.50	\$499.63	\$566.61	\$602.10	\$2,855.89
SUNDRY INCOME	什項收入	\$12,515.54	\$19,170.40	\$22,199.95	\$17,282.90	\$21,307.40	\$18,784.90	\$111,261.09
		\$15,485.54	\$65,177.45	\$38,925.45	\$33,782.53	\$67,550.01	\$79,070.00	\$299,990.98
EXPENSES:	支出							
AUDITORS REMUNERATION	核數費	\$0.00	\$0.00	\$0.00	\$0.00	\$0.00	\$0.00	\$0.00
BANK CHARGES	銀行費用	\$4,199.10	\$4,078.40	\$4,750.80	\$4,629.50	\$4,810.20	\$5,064.40	\$27,532.40
COMMITTEE'S EXPENSES	業主會開支費用	\$0.00	\$0.00	\$0.00	\$0.00	\$0.00	\$21,521.00	\$21,521.00
CLEANING EXPENSES	清潔費	\$354,381.00	\$350,349.00	\$354,381.00	\$353,373.00	\$355,042.96	\$353,373.00	\$2,120,899.96
DEBRIS REMOVAL CHARGES	清泥頭費	\$0.00	\$0.00	\$0.00	\$0.00	\$0.00	\$0.00	\$0.00
ELECTRICITY	電費	\$20,407.97	\$22,155.64	\$23,080.51	\$24,112.19	\$26,166.72	\$32,859.89	\$148,782.92
FESTIVAL DECORATION EXPENSES	節日裝飾	\$0.00	\$120.00	\$3,000.00	\$0.00	\$0.00	\$0.00	\$3,120.00
FURITURE, FIXTURE ANS EQUIPMENT	辦公設備	\$0.00	\$0.00	\$0.00	\$0.00	\$0.00	\$0.00	\$0.00
DEPRECIATION	折舊	\$0.00	\$0.00	\$0.00	\$0.00	\$0.00	\$0.00	\$0.00
GARDENING EXPENSES	園藝種植	\$8,499.00	\$13,088.00	\$14,458.60	\$27,592.00	\$19,494.00	\$13,959.00	\$97,090.60
INSURANCE	保險費	\$0.00	\$0.00	\$0.00	\$0.00	\$192.47	\$0.00	\$192.47
LEGAL FEE	訴訟費	\$1,106.00	\$1,104.00	\$1,104.00	\$1,104.00	\$1,104.00	\$1,104.00	\$6,626.00
MAINTENANCE, REPAIR & INSTALLATION	保養維修							
CONCRETE AND SCAFFOLDING	外牆維修及搭棚	\$0.00	\$0.00	\$0.00	\$0.00	\$0.00	\$0.00	\$0.00
DRAINAGE, ELECTRICALS & PUMPS	水電保養維修	\$36,860.22	\$50,239.00	\$29,815.90	\$39,242.89	\$15,384.00	\$32,943.69	\$204,485.70
SWIMMING POOL EXPENSES	泳池費	\$7,500.00	\$0.00	\$0.00	\$0.00	\$48,790.00	\$72,978.00	\$129,268.00
SECURITY SYSTEM	保安系統	\$9,120.00	\$0.00	\$0.00	\$24,625.00	\$52,150.00	\$959.00	\$86,854.00
FIRE FIGHTING SYSTEM	消防保養	\$0.00	\$0.00	\$0.00	\$0.00	\$0.00	\$95,180.00	\$95,180.00
MANAGER'S REMUNERATION 4%	管理酬金 4%	\$77,381.08	\$92,337.62	\$76,909.99	\$79,015.00	\$82,085.32	\$98,641.02	\$506,370.03
RENTAL EXPENSES	管理處租金	\$41,904.00	\$41,904.00	\$41,904.00	\$41,904.00	\$41,904.00	\$41,904.00	\$251,424.00
PEST CONTROL	殺蟲滅鼠	\$12,290.00	\$12,290.00	\$12,570.00	\$12,290.00	\$17,390.00	\$13,130.00	\$79,960.00
PRINTING AND STATIONERY	印刷及廣告費	\$3,500.46	\$8,533.79	\$4,677.44	\$4,485.45	\$8,628.78	\$5,319.73	\$35,145.65
PROFESSIONAL FEE	專業服務費	\$0.00	\$0.00	\$0.00	\$0.00	\$0.00	\$0.00	\$0.00
SECURITY GUARD SERVICE CHARGES	保安費	\$782,560.00	\$827,560.00	\$781,784.80	\$782,560.00	\$782,560.00	\$782,560.00	\$4,739,584.80
SUNDRY EXPENSES	什項支出	\$13,998.50	\$11,827.70	\$10,849.55	\$15,751.25	\$39,620.33	\$25,987.66	\$118,034.99
TELEPHONE	電話費	\$3,765.00	\$3,765.00	\$3,765.00	\$3,764.00	\$3,763.00	\$3,765.00	\$22,587.00
TRAVELLING	交通費	\$0.00	\$0.00	\$0.00	\$0.00	\$0.00	\$0.00	\$0.00
UNIFORM	制服費	\$84.00	\$244.00	\$0.00	\$4,744.60	\$0.00	\$0.00	\$5,072.60
WAGES / SALARIES	薪金	\$624,501.86	\$626,020.05	\$628,219.93	\$627,172.04	\$628,072.07	\$637,978.58	\$3,771,964.53
STAFF COST ALLOCATION	人力成本調配	(\$20,100.00)	(\$20,100.00)	(\$20,100.00)	(\$20,100.00)	(\$20,100.00)	(\$20,100.00)	(\$120,600.00)
MPF CONTRIBUTION	強積金	\$29,949.96	\$28,556.51	\$28,488.31	\$27,827.08	\$27,160.59	\$27,218.78	\$169,201.23
WATER FEE	水費	\$0.00	\$326,705.50	\$0.00	\$298.10	\$0.00	\$318,319.70	\$645,323.30
TOTAL EXPENSES	總支出	\$2,011,908.15	\$2,400,778.21	\$1,999,659.83	\$2,054,390.10	\$2,134,218.44	\$2,564,666.45	\$13,165,621.18
NET GARDENS EXPENSES	淨支出	(\$1,996,422.61)	(\$2,335,600.76)	(\$1,960,734.38)	(\$2,020,607.57)	(\$2,066,668.43)	(\$2,485,596.45)	(\$12,865,630.20)



T.L.60

HONG KONG GARDENS - BLOCK 1 豪景花園第一座
STATEMENT OF COMPREHENSIVE INCOME 收支報告表
(FORMERLY KNOWN AS INCOME & EXPENDITURE ACCOUNT)

		Jan-21 (一月)	Feb-21 (二月)	Mar-21 (三月)	Apr-21 (四月)	May-21 (五月)	Jun-21 (六月)	1-6/2021 TOTAL總計
INCOME:	收入							
MANAGEMENT FEE RECEIVED	管理費收入	\$140,400.00	\$140,400.00	\$140,400.00	\$140,400.00	\$140,400.00	\$140,400.00	\$842,400.00
LESS: SINKING FUND	減: 儲備基金	(\$7,020.00)	(\$7,020.00)	(\$7,020.00)	(\$7,020.00)	(\$7,020.00)	(\$7,020.00)	(\$42,120.00)
LESS: PROVISION FOR BAD DEBT - M.F.	管理費壞賬撥備	\$0.00	\$0.00	\$0.00	\$0.00	\$0.00	\$0.00	\$0.00
ADD: BAD DEBT (M.F.) WRITTEN BACK	收回管理費壞賬	\$0.00	\$0.00	\$0.00	\$0.00	\$0.00	\$0.00	\$0.00
INSURANCE AND OTHER COMPENSATION	保險及其他賠償	\$0.00	\$0.00	\$0.00	\$0.00	\$0.00	\$0.00	\$0.00
LEGAL FEE RECOVERED	訴訟費收入	\$0.00	\$0.00	\$0.00	\$0.00	\$0.00	\$0.00	\$0.00
INTEREST INCOME	利息收入	\$0.00	\$0.00	\$0.00	\$0.00	\$0.00	\$0.00	\$0.00
SUNDRY INCOME	什項收入	\$0.00	\$22,596.00	\$0.00	\$0.00	\$0.00	\$0.00	\$22,596.00
		\$133,380.00	\$155,976.00	\$133,380.00	\$133,380.00	\$133,380.00	\$133,380.00	\$822,876.00
EXPENSES:	減: 支出							
APPORTIONMENT OF GARDENS EXPENSES	公共費用之分攤	\$53,865.23	\$63,016.56	\$52,902.33	\$54,517.76	\$55,760.53	\$67,063.57	\$347,125.98
AUDITORS REMUNERATION	核數費	\$0.00	\$0.00	\$0.00	\$0.00	\$0.00	\$0.00	\$0.00
CONSULTING FEE	諮詢費	\$0.00	\$0.00	\$0.00	\$0.00	\$0.00	\$0.00	\$0.00
CLEANING EXPENSES	清潔費	\$9,370.00	\$9,370.00	\$9,370.00	\$9,370.00	\$10,203.00	\$9,370.00	\$57,053.00
DEBRIS REMOVAL CHARGES	清泥頭費	\$0.00	\$0.00	\$0.00	\$0.00	\$0.00	\$0.00	\$0.00
ELECTRICITY	電費	\$6,313.00	\$6,655.00	\$5,948.00	\$6,374.00	\$7,559.00	\$7,818.00	\$40,667.00
FESTIVAL DECORATION EXPENSES	節日裝飾	\$20.00	\$0.00	\$475.00	\$0.00	\$0.00	\$0.00	\$495.00
FURNITURE, FIXTURES & EQUIPMENT	屋苑設備	\$0.00	\$0.00	\$0.00	\$0.00	\$0.00	\$0.00	\$0.00
LEGAL FEE	訴訟費	\$0.00	\$0.00	\$0.00	\$0.00	\$0.00	\$0.00	\$0.00
MAINTENANCE, REPAIR & INSTALLATION	保養維修							
CONCRETE AND SCAFFOLDING	外牆維修及搭棚	\$0.00	\$0.00	\$0.00	\$0.00	\$0.00	\$0.00	\$0.00
DRAINAGE, ELECTRICALS & PUMPS	水電保養維修	\$57.83	\$1,380.00	\$72.00	\$730.00	\$606.00	\$300.00	\$3,145.83
SECURITY SYSTEM / SMATV. SYM	保安系統/衛星電視	\$1,780.00	\$280.00	\$280.00	\$280.00	\$280.00	\$280.00	\$3,180.00
FIRE FIGHTING SYSTEM	消防保養	\$0.00	\$0.00	\$0.00	\$0.00	\$2,200.00	\$700.00	\$2,900.00
LIFTS	升降機	\$5,700.00	\$5,700.00	\$5,700.00	\$5,700.00	\$12,900.00	\$6,280.00	\$41,980.00
MANAGER'S REMUNERATION 4%	管理酬金 4%	\$2,678.97	\$2,683.37	\$2,621.77	\$2,646.53	\$3,101.74	\$2,737.89	\$16,470.27
MAINTENANCE FUND 11%	維修基金 11%	\$7,367.17	\$7,379.26	\$7,209.86	\$7,277.95	\$8,529.80	\$7,529.19	\$45,293.23
SECURITY GUARD SERVICE CHARGES	保安費	\$42,778.00	\$42,778.00	\$42,778.00	\$42,778.00	\$42,778.00	\$42,778.00	\$256,668.00
PRINTING AND STATIONERY	印刷及廣告費	\$28.80	\$0.00	\$0.00	\$0.00	\$0.00	\$0.00	\$28.80
SUNDRY EXPENSES	什項支出	\$768.60	\$763.20	\$763.20	\$773.20	\$859.60	\$763.20	\$4,691.00
TELEPHONE	電話費	\$158.00	\$158.00	\$158.00	\$158.00	\$158.00	\$158.00	\$948.00
WATER FEE	水費	\$0.00	\$0.00	\$0.00	\$0.00	\$0.00	\$0.00	\$0.00
TOTAL EXPENSES	總支出	\$130,885.60	\$140,163.39	\$128,278.16	\$130,605.44	\$144,935.67	\$145,777.85	\$820,646.11
SURPLUS / (DEFICIT) FOR THE PERIOD	本期盈餘/(赤字)	\$2,494.40	\$15,812.61	\$5,101.84	\$2,774.56	(\$11,555.67)	(\$12,397.85)	\$2,229.89
SURPLUS / (DEFICIT) B/F	承上結存	(\$1,321,080.54)	(\$1,318,586.14)	(\$1,302,773.53)	(\$1,297,671.69)	(\$1,294,897.13)	(\$1,306,452.80)	(\$1,321,080.54)
ADJ ON SURPLUS / (DEFICIT) for Yr.2012-20	2012-20年盈餘/(赤字) 調整	\$0.00	\$0.00	\$0.00	\$0.00	\$0.00	(\$80,160.81)	(\$80,160.81)
ACCUM.SURPLUS / (DEFICIT) C/F	累積盈餘/(赤字)	(\$1,318,586.14)	(\$1,302,773.53)	(\$1,297,671.69)	(\$1,294,897.13)	(\$1,306,452.80)	(\$1,399,011.46)	(\$1,399,011.46)

備註: 2021年6月份財務收支報告已就2012年9月至2016年5月會計師事務所入賬誤差作出調整及包括2012年至2014年之核數調整



T.L.60
HONG KONG GARDENS - BLOCK 2 豪景花園第二座
STATEMENT OF COMPREHENSIVE INCOME 收支報告表
(FORMERLY KNOWN AS INCOME & EXPENDITURE ACCOUNT)

		Jan-21 (一月)	Feb-21 (二月)	Mar-21 (三月)	Apr-21 (四月)	May-21 (五月)	Jun-21 (六月)	1-6/2021 TOTAL總計
INCOME:	收入							
MANAGEMENT FEE RECEIVED	管理費收入	\$140,400.00	\$140,400.00	\$140,400.00	\$140,400.00	\$140,400.00	\$140,400.00	\$842,400.00
LESS: SINKING FUND	減：儲備基金	(\$7,020.00)	(\$7,020.00)	(\$7,020.00)	(\$7,020.00)	(\$7,020.00)	(\$7,020.00)	(\$42,120.00)
LESS: PROVISION FOR BAD DEBT - M.F.	管理費壞賬撥備	\$0.00	\$0.00	\$0.00	\$0.00	\$0.00	\$0.00	\$0.00
ADD: BAD DEBT (M.F.)WRITTEN BACK	收回管理費壞賬	\$0.00	\$0.00	\$0.00	\$0.00	\$0.00	\$0.00	\$0.00
INSURANCE AND OTHER COMPENSATION	保險及其他賠償	\$0.00	\$0.00	\$0.00	\$0.00	\$0.00	\$0.00	\$0.00
LEGAL FEE RECOVERED	訴訟費收入	\$0.00	\$0.00	\$0.00	\$0.00	\$0.00	\$0.00	\$0.00
INTEREST INCOME	利息收入	\$0.00	\$0.00	\$0.00	\$0.00	\$0.00	\$0.00	\$0.00
SUNDRY INCOME	什項收入	\$0.00	\$22,596.00	\$0.00	\$0.00	\$0.00	\$0.00	\$22,596.00
		<u>\$133,380.00</u>	<u>\$155,976.00</u>	<u>\$133,380.00</u>	<u>\$133,380.00</u>	<u>\$133,380.00</u>	<u>\$133,380.00</u>	<u>\$822,876.00</u>
EXPENSES:	減：支出							
APPORTIONMENT OF GARDENS EXPENSES	公共費用之分攤	\$53,865.23	\$63,016.56	\$52,902.33	\$54,517.76	\$55,760.53	\$67,063.57	\$347,125.98
AUDITORS REMUNERATION	核數費	\$0.00	\$0.00	\$0.00	\$0.00	\$0.00	\$0.00	\$0.00
CONSULTING FEE	諮詢費	\$0.00	\$0.00	\$0.00	\$0.00	\$0.00	\$0.00	\$0.00
CLEANING EXPENSES	清潔費	\$9,370.00	\$9,370.00	\$9,370.00	\$9,370.00	\$10,203.00	\$9,370.00	\$57,053.00
DEBRIS REMOVAL CHARGES	清泥頭費	\$0.00	\$0.00	\$0.00	\$0.00	\$0.00	\$0.00	\$0.00
ELECTRICITY	電費	\$6,196.00	\$6,240.00	\$5,917.00	\$6,629.00	\$7,277.00	\$8,007.00	\$40,266.00
FESTIVAL DECORATION EXPENSES	節日裝飾	\$0.00	\$0.00	\$475.00	\$0.00	\$0.00	\$0.00	\$475.00
FURNITURE, FIXTURES & EQUIPMENT	屋苑設備	\$0.00	\$0.00	\$0.00	\$0.00	\$0.00	\$0.00	\$0.00
LEGAL FEE	訴訟費	\$0.00	\$0.00	\$0.00	\$0.00	\$0.00	\$0.00	\$0.00
MAINTENANCE, REPAIR & INSTALLATION	保養維修							
CONCRETE AND SCAFFOLDING	外牆維修及搭棚	\$0.00	\$0.00	\$0.00	\$0.00	\$0.00	\$0.00	\$0.00
DRAINAGE, ELECTRICALS & PUMPS	水電保養維修	\$81.83	\$1,380.00	\$933.00	\$710.00	\$1,104.00	\$876.00	\$5,084.83
SECURITY SYSTEM / SMATV. SYM	保安系統/衛星電視	\$2,080.00	\$280.00	\$280.00	\$280.00	\$280.00	\$280.00	\$3,480.00
FIRE FIGHTING SYSTEM	消防保養	\$0.00	\$0.00	\$0.00	\$0.00	\$0.00	\$700.00	\$700.00
LIFTS	升降機	\$5,700.00	\$5,700.00	\$5,700.00	\$5,700.00	\$12,900.00	\$6,280.00	\$41,980.00
MANAGER'S REMUNERATION 4%	管理酬金 4%	\$2,686.45	\$2,666.77	\$2,654.97	\$2,655.53	\$3,019.04	\$2,768.49	\$16,451.25
MAINTENANCE FUND 11%	維修基金 11%	\$7,387.74	\$7,333.61	\$7,301.16	\$7,302.70	\$8,302.37	\$7,613.34	\$45,240.92
SECURITY GUARD SERVICE CHARGES	保安費	\$42,778.00	\$42,778.00	\$42,778.00	\$42,778.00	\$42,778.00	\$42,778.00	\$256,668.00
PRINTING AND STATIONERY	印刷及廣告費	\$28.80	\$0.00	\$0.00	\$0.00	\$0.00	\$0.00	\$28.80
SUNDRY EXPENSES	什項支出	\$768.60	\$763.20	\$763.20	\$763.20	\$776.10	\$763.20	\$4,597.50
TELEPHONE	電話費	\$158.00	\$158.00	\$158.00	\$158.00	\$158.00	\$158.00	\$948.00
TRAVELLING	交通費	\$0.00	\$0.00	\$0.00	\$0.00	\$0.00	\$0.00	\$0.00
WATER FEE	水費	\$0.00	\$0.00	\$0.00	\$0.00	\$0.00	\$0.00	\$0.00
TOTAL EXPENSES	總支出	<u>\$131,100.65</u>	<u>\$139,686.14</u>	<u>\$129,232.66</u>	<u>\$130,864.19</u>	<u>\$142,558.04</u>	<u>\$146,657.60</u>	<u>\$820,099.28</u>
SURPLUS / (DEFICIT) FOR THE PERIOD	本期盈餘/(赤字)	\$2,279.35	\$16,289.86	\$4,147.34	\$2,515.81	(\$9,178.04)	(\$13,277.60)	\$2,776.72
SURPLUS / (DEFICIT) B/F	承上結存	(\$1,314,350.28)	(\$1,312,070.93)	(\$1,295,781.07)	(\$1,291,633.73)	(\$1,289,117.92)	(\$1,298,295.96)	(\$1,314,350.28)
ADJ ON SURPLUS / (DEFICIT) for Yr.2012-20	2012-20年盈餘/(赤字)調整	\$0.00	\$0.00	\$0.00	\$0.00	\$0.00	(\$80,205.27)	(\$80,205.27)
ACCUM.SURPLUS / (DEFICIT) C/F	累積盈餘/(赤字)	<u>(\$1,312,070.93)</u>	<u>(\$1,295,781.07)</u>	<u>(\$1,291,633.73)</u>	<u>(\$1,289,117.92)</u>	<u>(\$1,298,295.96)</u>	<u>(\$1,391,778.83)</u>	<u>(\$1,391,778.83)</u>

備註：2021年6月份財務收支報告已就2012年9月至2016年5月會計師事務所人賬誤差作出調整及包括2012年至2014年之核數調整



T.L.60
HONG KONG GARDENS - BLOCK 3 豪景花園第三座
STATEMENT OF COMPREHENSIVE INCOME 收支報告表
(FORMERLY KNOWN AS INCOME & EXPENDITURE ACCOUNT)

		Jan-21 (一月)	Feb-21 (二月)	Mar-21 (三月)	Apr-21 (四月)	May-21 (五月)	Jun-21 (六月)	1-6/2021 TOTAL總計
INCOME:	收入							
MANAGEMENT FEE RECEIVED	管理費收入	\$134,460.00	\$134,460.00	\$134,460.00	\$134,460.00	\$134,460.00	\$134,460.00	\$806,760.00
LESS: SINKING FUND	減：儲備基金	(\$6,723.00)	(\$6,723.00)	(\$6,723.00)	(\$6,723.00)	(\$6,723.00)	(\$6,723.00)	(\$40,338.00)
LESS: PROVISION FOR BAD DEBT - M.F.	管理費壞賬撥備	\$0.00	\$0.00	\$0.00	\$0.00	\$0.00	\$0.00	\$0.00
ADD: BAD DEBT (M.F.) WRITTEN BACK	收回管理費壞賬	\$0.00	\$0.00	\$0.00	\$0.00	\$0.00	\$0.00	\$0.00
INSURANCE AND OTHER COMPENSATION	保險及其他賠償	\$0.00	\$0.00	\$0.00	\$0.00	\$0.00	\$0.00	\$0.00
LEGAL FEE RECOVERED	訴訟費收入	\$0.00	\$0.00	\$0.00	\$0.00	\$0.00	\$0.00	\$0.00
INTEREST INCOME	利息收入	\$0.00	\$0.00	\$0.00	\$0.00	\$0.00	\$0.00	\$0.00
SUNDRY INCOME	什項收入	\$0.00	\$22,031.00	\$0.00	\$0.00	\$0.00	\$0.00	\$22,031.00
		\$127,737.00	\$149,768.00	\$127,737.00	\$127,737.00	\$127,737.00	\$127,737.00	\$788,453.00
EXPENSES:	減：支出							
APPORTIONMENT OF GARDENS EXPENSES	公共費用之分攤	\$52,518.60	\$61,441.14	\$51,579.77	\$53,154.82	\$54,366.51	\$65,386.98	\$338,447.82
AUDITORS REMUNERATION	核數費	\$0.00	\$0.00	\$0.00	\$0.00	\$0.00	\$0.00	\$0.00
CONSULTING FEE	諮詢費	\$0.00	\$0.00	\$0.00	\$0.00	\$0.00	\$0.00	\$0.00
CLEANING EXPENSES	清潔費	\$9,370.00	\$9,370.00	\$9,370.00	\$10,199.82	\$9,370.00	\$9,370.00	\$57,049.82
DEBRIS REMOVAL CHARGES	清泥頭費	\$0.00	\$0.00	\$0.00	\$0.00	\$0.00	\$0.00	\$0.00
ELECTRICITY	電費	\$6,073.00	\$5,922.00	\$6,450.00	\$5,823.00	\$6,824.00	\$6,783.00	\$37,875.00
FESTIVAL DECORATION EXPENSES	節日裝飾	\$0.00	\$0.00	\$475.00	\$0.00	\$0.00	\$0.00	\$475.00
FURNITURE, FIXTURES & EQUIPMENT	屋苑設備	\$0.00	\$0.00	\$0.00	\$0.00	\$0.00	\$0.00	\$0.00
LEGAL FEE	訴訟費	\$0.00	\$0.00	\$0.00	\$0.00	\$0.00	\$0.00	\$0.00
MAINTENANCE, REPAIR & INSTALLATION	保養維修							
CONCRETE AND SCAFFOLDING	外牆維修及搭棚	\$0.00	\$0.00	\$0.00	\$0.00	\$3,800.00	\$0.00	\$3,800.00
DRAINAGE, ELECTRICALS & PUMPS	水電保養維修	\$89.83	\$1,380.00	\$130.50	\$690.00	\$1,156.00	\$300.00	\$3,746.33
SECURITY SYSTEM / SMATV. SYM	保安系統/衛星電視	\$280.00	\$280.00	\$280.00	\$3,480.00	\$280.00	\$280.00	\$4,880.00
FIRE FIGHTING SYSTEM	消防保養	\$0.00	\$0.00	\$0.00	\$0.00	\$0.00	\$700.00	\$700.00
LIFTS	升降機	\$5,700.00	\$5,700.00	\$5,700.00	\$5,700.00	\$12,900.00	\$6,280.00	\$41,980.00
MANAGER'S REMUNERATION 4%	管理酬金 4%	\$2,601.93	\$2,646.42	\$2,641.93	\$2,776.05	\$3,116.88	\$2,688.86	\$16,472.07
MAINTENANCE FUND 11%	維修基金 11%	\$7,155.31	\$7,277.64	\$7,265.32	\$7,634.13	\$8,571.41	\$7,394.35	\$45,298.16
SECURITY GUARD SERVICE CHARGES	保安費	\$42,778.00	\$42,778.00	\$42,778.00	\$42,778.00	\$42,778.00	\$42,778.00	\$256,668.00
PRINTING AND STATIONERY	印刷及廣告費	\$21.60	\$0.00	\$0.00	\$0.00	\$0.00	\$0.00	\$21.60
SUNDRY EXPENSES	什項支出	\$577.80	\$572.40	\$706.85	\$572.40	\$655.90	\$572.40	\$3,657.75
TELEPHONE	電話費	\$158.00	\$158.00	\$158.00	\$158.00	\$158.00	\$158.00	\$948.00
WATER FEE	水費	\$0.00	\$0.00	\$0.00	\$0.00	\$0.00	\$0.00	\$0.00
TOTAL EXPENSES	總支出	\$127,324.07	\$137,525.60	\$127,535.37	\$132,966.22	\$143,976.70	\$142,691.59	\$812,019.55
SURPLUS / (DEFICIT) FOR THE PERIOD	本期盈餘/(赤字)	\$412.93	\$12,242.40	\$201.63	(\$5,229.22)	(\$16,239.70)	(\$14,954.59)	(\$23,566.55)
SURPLUS / (DEFICIT) B/F	承上結存	(\$722,126.15)	(\$721,713.22)	(\$709,470.82)	(\$709,269.19)	(\$714,498.41)	(\$730,738.11)	(\$722,126.15)
ADJ ON SURPLUS / (DEFICIT) for Yr.2012-20	2012-20年盈餘/(赤字) 調整	\$0.00	\$0.00	\$0.00	\$0.00	\$0.00	(\$40,213.86)	(\$40,213.86)
ACCUM.SURPLUS / (DEFICIT) C/F	累積盈餘/(赤字)	(\$721,713.22)	(\$709,470.82)	(\$709,269.19)	(\$714,498.41)	(\$730,738.11)	(\$785,906.56)	(\$785,906.56)

備註：2021年6月份財務收支報告已就2012年9月至2016年5月會計師事務所入賬誤差作出調整及包括2012年至2014年之核數調整



T.L.60
HONG KONG GARDENS - BLOCK 4 豪景花園第四座
STATEMENT OF COMPREHENSIVE INCOME 收支報告表
(FORMERLY KNOWN AS INCOME & EXPENDITURE ACCOUNT)

		Jan-21 (一月)	Feb-21 (二月)	Mar-21 (三月)	Apr-21 (四月)	May-21 (五月)	Jun-21 (六月)	1-6/2021 TOTAL總計
INCOME:	收入							
MANAGEMENT FEE RECEIVED	管理費收入	\$137,988.00	\$137,988.00	\$137,988.00	\$137,988.00	\$137,988.00	\$137,988.00	\$827,928.00
LESS: SINKING FUND	減：儲備基金	(\$6,899.40)	(\$6,899.40)	(\$6,899.40)	(\$6,899.40)	(\$6,899.40)	(\$6,899.40)	(\$41,396.40)
INSURANCE AND OTHER COMPENSATION	保險及其他賠償	\$0.00	\$0.00	\$0.00	\$0.00	\$0.00	\$0.00	\$0.00
LEGAL FEE RECOVERED	訴訟費收入	\$0.00	\$0.00	\$0.00	\$0.00	\$0.00	\$0.00	\$0.00
INTEREST INCOME	利息收入	\$0.00	\$0.00	\$0.00	\$0.00	\$0.00	\$0.00	\$0.00
SUNDRY INCOME	什項收入	\$0.00	\$22,031.00	\$0.00	\$0.00	\$0.00	\$0.00	\$22,031.00
		<u>\$131,088.60</u>	<u>\$153,119.60</u>	<u>\$131,088.60</u>	<u>\$131,088.60</u>	<u>\$131,088.60</u>	<u>\$131,088.60</u>	<u>\$808,562.60</u>
EXPENSES:	減：支出							
APPORTIONMENT OF GARDENS EXPENSES	公共費用之分攤	\$52,518.60	\$61,441.14	\$51,579.77	\$53,154.82	\$54,366.51	\$65,386.98	\$338,447.82
AUDITORS REMUNERATION	核數費	\$0.00	\$0.00	\$0.00	\$0.00	\$0.00	\$0.00	\$0.00
CONSULTING FEE	諮詢費	\$0.00	\$0.00	\$0.00	\$0.00	\$0.00	\$0.00	\$0.00
CLEANING EXPENSES	清潔費	\$9,370.00	\$9,370.00	\$9,370.00	\$9,370.00	\$10,203.00	\$9,370.00	\$57,053.00
DEBRIS REMOVAL CHARGES	清泥頭費	\$0.00	\$0.00	\$0.00	\$0.00	\$0.00	\$0.00	\$0.00
ELECTRICITY	電費	\$4,774.00	\$5,851.00	\$5,061.00	\$5,576.00	\$5,126.00	\$6,394.00	\$32,782.00
FESTIVAL DECORATION EXPENSES	節日裝飾	\$0.00	\$0.00	\$475.00	\$0.00	\$0.00	\$0.00	\$475.00
FURNITURE, FIXTURES & EQUIPMENT	屋苑設備	\$0.00	\$0.00	\$0.00	\$0.00	\$0.00	\$0.00	\$0.00
LEGAL FEE	訴訟費	\$0.00	\$0.00	\$0.00	\$0.00	\$0.00	\$0.00	\$0.00
MAINTENANCE, REPAIR & INSTALLATION	保養維修							
CONCRETE AND SCAFFOLDING	外牆維修及搭棚	\$0.00	\$0.00	\$0.00	\$6,601.00	\$0.00	\$0.00	\$6,601.00
DRAINAGE, ELECTRICALS & PUMPS	水電保養維修	\$57.83	\$1,470.00	\$52.00	\$690.00	\$606.00	\$320.00	\$3,195.83
SECURITY SYSTEM / SMATV. SYM	保安系統/衛星電視	\$280.00	\$280.00	\$280.00	\$280.00	\$280.00	\$280.00	\$1,680.00
FIRE FIGHTING SYSTEM	消防保養	\$0.00	\$0.00	\$0.00	\$0.00	\$0.00	\$700.00	\$700.00
LIFTS	升降機	\$5,700.00	\$5,700.00	\$5,700.00	\$5,700.00	\$12,900.00	\$6,280.00	\$41,980.00
MANAGER'S REMUNERATION 4%	管理酬金 4%	\$2,548.71	\$2,647.18	\$2,583.23	\$2,869.02	\$2,904.94	\$2,674.10	\$16,227.18
MAINTENANCE FUND 11%	維修基金 11%	\$7,008.90	\$7,279.73	\$7,103.89	\$7,889.79	\$7,988.57	\$7,353.76	\$44,624.64
SECURITY GUARD SERVICE CHARGES	保安費	\$42,778.00	\$42,778.00	\$42,778.00	\$42,778.00	\$42,778.00	\$42,778.00	\$256,668.00
PRINTING AND STATIONERY	印刷及廣告費	\$21.60	\$0.00	\$0.00	\$0.00	\$0.00	\$0.00	\$21.60
SUNDRY EXPENSES	什項支出	\$577.80	\$572.40	\$706.85	\$572.40	\$572.40	\$572.40	\$3,574.25
TELEPHONE	電話費	\$158.00	\$158.00	\$158.00	\$158.00	\$158.00	\$158.00	\$948.00
WATER FEE	水費	\$0.00	\$0.00	\$0.00	\$0.00	\$0.00	\$0.00	\$0.00
TOTAL EXPENSES	總支出	<u>\$125,793.44</u>	<u>\$137,547.45</u>	<u>\$125,847.74</u>	<u>\$135,639.03</u>	<u>\$137,883.42</u>	<u>\$142,267.24</u>	<u>\$804,978.32</u>
SURPLUS / (DEFICIT) FOR THE PERIOD	本期盈餘/(赤字)	\$5,295.16	\$15,572.15	\$5,240.86	(\$4,550.43)	(\$6,794.82)	(\$11,178.64)	\$3,584.28
SURPLUS / (DEFICIT) B/F	承上結存	(\$1,156,971.56)	(\$1,151,676.40)	(\$1,136,104.25)	(\$1,130,863.39)	(\$1,135,413.82)	(\$1,142,208.64)	(\$1,156,971.56)
ADJ ON SURPLUS / (DEFICIT) for Yr.2012-20	2012-20年盈餘/(赤字) 調整	\$0.00	\$0.00	\$0.00	\$0.00	\$0.00	(\$78,357.68)	(\$78,357.68)
ACCUM.SURPLUS / (DEFICIT) C/F	累積盈餘/(赤字)	<u>(\$1,151,676.40)</u>	<u>(\$1,136,104.25)</u>	<u>(\$1,130,863.39)</u>	<u>(\$1,135,413.82)</u>	<u>(\$1,142,208.64)</u>	<u>(\$1,231,744.96)</u>	<u>(\$1,231,744.96)</u>

備註：2021年6月份財務收支報告已就2012年9月至2016年5月會計師事務所人賬誤差作出調整及包括2012年至2014年之核數調整



T.L.60
HONG KONG GARDENS - BLOCK 5 豪景花園第五座
STATEMENT OF COMPREHENSIVE INCOME 收支報告表
(FORMERLY KNOWN AS INCOME & EXPENDITURE ACCOUNT)

		Jan-21 (一月)	Feb-21 (二月)	Mar-21 (三月)	Apr-21 (四月)	May-21 (五月)	Jun-21 (六月)	1-6/2021 TOTAL 總計
INCOME:	收入							
MANAGEMENT FEE RECEIVED	管理費收入	\$160,160.00	\$160,160.00	\$160,160.00	\$160,160.00	\$160,160.00	\$160,160.00	\$960,960.00
LESS: SINKING FUND	減：儲備基金	(\$8,008.00)	(\$8,008.00)	(\$8,008.00)	(\$8,008.00)	(\$8,008.00)	(\$8,008.00)	(\$48,048.00)
LESS: PROVISION FOR BAD DEBT - M.F.	管理費壞賬撥備	\$0.00	\$0.00	\$0.00	\$0.00	\$0.00	\$0.00	\$0.00
ADD: BAD DEBT (M.F.) WRITTEN BACK	收回管理費壞賬	\$0.00	\$0.00	\$0.00	\$0.00	\$0.00	\$0.00	\$0.00
INSURANCE AND OTHER COMPENSATION	保險及其他賠償	\$0.00	\$0.00	\$0.00	\$0.00	\$0.00	\$0.00	\$0.00
LEGAL FEE RECOVERED	訴訟費收入	\$0.00	\$0.00	\$0.00	\$0.00	\$0.00	\$0.00	\$0.00
INTEREST INCOME	利息收入	\$0.00	\$0.00	\$0.00	\$0.00	\$0.00	\$0.00	\$0.00
SUNDRY INCOME	什項收入	\$0.00	\$27,617.00	\$0.00	\$0.00	\$0.00	\$0.00	\$27,617.00
		\$152,152.00	\$179,769.00	\$152,152.00	\$152,152.00	\$152,152.00	\$152,152.00	\$940,529.00
EXPENSES:	減：支出							
APPORTIONMENT OF GARDENS EXPENSES	公共費用之分攤	\$65,835.28	\$77,020.24	\$64,658.41	\$66,632.82	\$68,151.75	\$81,966.59	\$424,265.09
AUDITORS REMUNERATION	核數費	\$0.00	\$0.00	\$0.00	\$0.00	\$0.00	\$0.00	\$0.00
CONSULTING FEE	諮詢費	\$0.00	\$0.00	\$0.00	\$0.00	\$0.00	\$0.00	\$0.00
CLEANING EXPENSES	清潔費	\$9,370.00	\$9,370.00	\$9,370.00	\$9,370.00	\$9,370.00	\$9,370.00	\$56,220.00
DEBRIS REMOVAL CHARGES	清泥頭費	\$0.00	\$0.00	\$0.00	\$0.00	\$0.00	\$0.00	\$0.00
ELECTRICITY	電費	\$7,900.96	\$8,588.15	\$7,390.01	\$8,511.90	\$8,522.81	\$10,549.29	\$51,463.12
FESTIVAL DECORATION EXPENSES	節日裝飾	\$0.00	\$0.00	\$475.00	\$0.00	\$0.00	\$0.00	\$475.00
FURNITURE, FIXTURES & EQUIPMENT	屋苑設備	\$0.00	\$0.00	\$0.00	\$0.00	\$0.00	\$0.00	\$0.00
LEGAL FEE	訴訟費	\$0.00	\$0.00	\$0.00	\$0.00	\$0.00	\$0.00	\$0.00
MAINTENANCE, REPAIR & INSTALLATION	保養維修							
CONCRETE AND SCAFFOLDING	外牆維修及搭棚	\$0.00	\$2,300.00	\$7,201.00	\$0.00	\$0.00	\$25,243.00	\$34,744.00
DRAINAGE, ELECTRICALS & PUMPS	水電保養維修	\$57.83	\$1,840.00	\$26.00	\$1,598.00	\$1,900.00	\$352.00	\$5,773.83
SECURITY SYSTEM / SMATV. SYM	保安系統/衛星電視	\$1,780.00	\$280.00	\$280.00	\$280.00	\$280.00	\$280.00	\$3,180.00
FIRE FIGHTING SYSTEM	消防保養	\$0.00	\$0.00	\$0.00	\$0.00	\$2,200.00	\$23,960.00	\$26,160.00
LIFTS	升降機	\$5,700.00	\$5,700.00	\$5,700.00	\$5,700.00	\$12,900.00	\$6,280.00	\$41,980.00
MANAGER'S REMUNERATION 4%	管理酬金 4%	\$2,748.73	\$2,877.88	\$2,972.43	\$2,773.15	\$3,165.00	\$4,796.12	\$19,333.31
MAINTENANCE FUND 11%	維修基金 11%	\$7,559.00	\$7,914.16	\$8,174.19	\$7,626.16	\$8,703.76	\$13,189.34	\$53,166.61
SECURITY GUARD SERVICE CHARGES	保安費	\$42,778.00	\$42,778.00	\$42,778.00	\$42,778.00	\$42,778.00	\$42,778.00	\$256,668.00
PRINTING AND STATIONERY	印刷及廣告費	\$35.20	\$0.00	\$0.00	\$0.00	\$0.00	\$0.00	\$35.20
SUNDRY EXPENSES	什項支出	\$938.20	\$932.80	\$932.80	\$932.80	\$1,016.30	\$932.80	\$5,685.70
TELEPHONE	電話費	\$158.00	\$158.00	\$158.00	\$158.00	\$158.00	\$158.00	\$948.00
WATER FEE	水費	\$0.00	\$0.00	\$0.00	\$0.00	\$0.00	\$0.00	\$0.00
TOTAL EXPENSES	總支出	\$144,861.20	\$159,759.23	\$150,115.84	\$146,360.83	\$159,145.62	\$219,855.14	\$980,097.86
SURPLUS / (DEFICIT) FOR THE PERIOD	本期盈餘/(赤字)	\$7,290.80	\$20,009.77	\$2,036.16	\$5,791.17	(\$6,993.62)	(\$67,703.14)	(\$39,568.86)
SURPLUS / (DEFICIT) B/F	承上結存	(\$533,556.28)	(\$526,265.48)	(\$506,255.71)	(\$504,219.55)	(\$498,428.38)	(\$505,422.00)	(\$533,556.28)
ADJ ON SURPLUS / (DEFICIT) for Yr.2012-20	2012-20年盈餘/(赤字) 調整	\$0.00	\$0.00	\$0.00	\$0.00	\$0.00	(\$21,104.22)	(\$21,104.22)
ACCUM.SURPLUS / (DEFICIT) C/F	累積盈餘/(赤字)	(\$526,265.48)	(\$506,255.71)	(\$504,219.55)	(\$498,428.38)	(\$505,422.00)	(\$594,229.36)	(\$594,229.36)

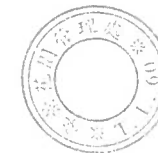
備註：2021年6月份財務收支報告已就2012年9月至2016年5月會計師事務所入賬誤差作出調整及包括2012年至2014年之核數調整



T.L.60
HONG KONG GARDENS - BLOCK 6 豪景花園第六座
STATEMENT OF COMPREHENSIVE INCOME 收支報告表
(FORMERLY KNOWN AS INCOME & EXPENDITURE ACCOUNT)

		Jan-21 (一月)	Feb-21 (二月)	Mar-21 (三月)	Apr-21 (四月)	May-21 (五月)	Jun-21 (六月)	1-6/2021 TOTAL總計
INCOME:	收入							
MANAGEMENT FEE RECEIVED	管理費收入	\$138,688.00	\$138,688.00	\$138,688.00	\$138,688.00	\$138,688.00	\$138,688.00	\$832,128.00
LESS: SINKING FUND	減：儲備基金	(\$6,934.40)	(\$6,934.40)	(\$6,934.40)	(\$6,934.40)	(\$6,934.40)	(\$6,934.40)	(\$41,606.40)
LESS: PROVISION FOR BAD DEBT - M.F.	管理費壞賬撥備	\$0.00	\$0.00	\$0.00	\$0.00	\$0.00	\$0.00	\$0.00
ADD: BAD DEBT (M.F.)WRITTEN BACK	收回管理費壞賬	\$0.00	\$0.00	\$0.00	\$0.00	\$0.00	\$0.00	\$0.00
TELECOM STATION INCOME	電訊台收入	\$15,000.00	\$15,000.00	\$15,000.00	\$15,000.00	\$15,000.00	\$15,000.00	\$90,000.00
LESS: PROPERTY TAX OF TELECOM	減：電訊物業稅	\$0.00	\$0.00	\$0.00	\$0.00	\$0.00	\$0.00	\$0.00
INSURANCE AND OTHER COMPENSATION	保險及其他賠償	\$0.00	\$0.00	\$0.00	\$0.00	\$0.00	\$0.00	\$0.00
LEGAL FEE RECOVERED	訴訟費收入	\$0.00	\$0.00	\$0.00	\$0.00	\$0.00	\$0.00	\$0.00
INTEREST INCOME	利息收入	\$0.00	\$0.00	\$0.00	\$0.00	\$0.00	\$0.00	\$0.00
SUNDRY INCOME	什項收入	\$0.00	\$27,617.00	\$0.00	\$0.00	\$0.00	\$0.00	\$27,617.00
		\$146,753.60	\$174,370.60	\$146,753.60	\$146,753.60	\$146,753.60	\$146,753.60	\$908,138.60
EXPENSES:	減：支出							
APPORTIONMENT OF GARDENS EXPENSES	公共費用之分攤	\$65,835.28	\$77,020.24	\$64,658.41	\$66,632.82	\$68,151.75	\$81,966.59	\$424,265.09
AUDITORS REMUNERATION	核數費	\$0.00	\$0.00	\$0.00	\$0.00	\$0.00	\$0.00	\$0.00
CONSULTING FEE	諮詢費	\$0.00	\$0.00	\$0.00	\$0.00	\$0.00	\$0.00	\$0.00
CLEANING EXPENSES	清潔費	\$9,370.00	\$9,370.00	\$9,370.00	\$10,199.82	\$9,370.00	\$9,370.00	\$57,049.82
DEBRIS REMOVAL CHARGES	清泥頭費	\$0.00	\$0.00	\$0.00	\$0.00	\$0.00	\$0.00	\$0.00
ELECTRICITY	電費	\$7,757.00	\$8,326.00	\$7,195.00	\$8,251.00	\$8,158.00	\$9,631.00	\$49,318.00
FESTIVAL DECORATION EXPENSES	節日裝飾	\$0.00	\$0.00	\$475.00	\$0.00	\$0.00	\$0.00	\$475.00
FURNITURE, FIXTURES & EQUIPMENT	屋苑設備	\$0.00	\$0.00	\$0.00	\$0.00	\$0.00	\$0.00	\$0.00
GOVERNMENT RATES	差餉	\$900.00	\$0.00	\$0.00	\$900.00	\$0.00	\$0.00	\$1,800.00
LEGAL FEE	訴訟費	\$0.00	\$0.00	\$0.00	\$0.00	\$0.00	\$0.00	\$0.00
MAINTENANCE, REPAIR & INSTALLATION	保養維修							
CONCRETE AND SCAFFOLDING	外牆維修及搭棚	\$0.00	\$0.00	\$0.00	\$7,201.00	\$6,400.00	\$6,400.00	\$20,001.00
DRAINAGE, ELECTRICALS & PUMPS	水電保養維修	\$447.83	\$1,892.00	\$150.00	\$1,010.00	\$1,702.00	\$19,362.00	\$24,563.83
SECURITY SYSTEM / SMATV. SYM	保安系統/衛星電視	\$2,080.00	\$280.00	\$280.00	\$280.00	\$280.00	\$280.00	\$3,480.00
FIRE FIGHTING SYSTEM	消防保養	\$0.00	\$0.00	\$0.00	\$0.00	\$0.00	\$29,210.00	\$29,210.00
LIFTS	升降機	\$5,700.00	\$5,700.00	\$5,700.00	\$5,700.00	\$12,900.00	\$6,280.00	\$41,980.00
MANAGER'S REMUNERATION 4%	管理酬金 4%	\$2,806.57	\$2,777.47	\$2,681.55	\$3,496.42	\$3,307.15	\$4,976.07	\$20,045.23
MAINTENANCE FUND 11%	維修基金 11%	\$7,718.07	\$7,638.05	\$7,374.27	\$9,615.17	\$9,094.67	\$13,684.20	\$55,124.43
SECURITY GUARD SERVICE CHARGES	保安費	\$42,778.00	\$42,778.00	\$42,778.00	\$42,778.00	\$42,778.00	\$42,778.00	\$256,668.00
PRINTING AND STATIONERY	印刷及廣告費	\$35.20	\$0.00	\$0.00	\$0.00	\$0.00	\$0.00	\$35.20
SUNDRY EXPENSES	什項支出	\$938.20	\$932.80	\$932.80	\$10,932.80	\$932.80	\$932.80	\$15,602.20
TRAVELLING	交通費	\$0.00	\$0.00	\$0.00	\$0.00	\$0.00	\$0.00	\$0.00
TELEPHONE	電話費	\$158.00	\$158.00	\$158.00	\$158.00	\$158.00	\$158.00	\$948.00
WATER FEE	水費	\$0.00	\$0.00	\$0.00	\$0.00	\$0.00	\$0.00	\$0.00
TOTAL EXPENSES	總支出	\$146,524.15	\$156,872.56	\$141,753.03	\$167,155.03	\$163,232.37	\$225,028.66	\$1,000,565.80
SURPLUS / (DEFICIT) FOR THE PERIOD	本期盈餘/(赤字)	\$229.45	\$17,498.04	\$5,000.57	(\$20,401.43)	(\$16,478.77)	(\$78,275.06)	(\$92,427.20)
SURPLUS / (DEFICIT) B/F	承上結存	(\$1,111,005.50)	(\$1,110,776.05)	(\$1,093,278.01)	(\$1,088,277.44)	(\$1,108,678.87)	(\$1,125,157.64)	(\$1,111,005.50)
ADJ ON SURPLUS / (DEFICIT) for Yr.2012-20	2012-20年盈餘/(赤字) 調整	\$0.00	\$0.00	\$0.00	\$0.00	\$0.00	(\$149,327.02)	(\$149,327.02)
ACCUM.SURPLUS / (DEFICIT) C/F	累積盈餘/(赤字)	(\$1,110,776.05)	(\$1,093,278.01)	(\$1,088,277.44)	(\$1,108,678.87)	(\$1,125,157.64)	(\$1,352,759.72)	(\$1,352,759.72)

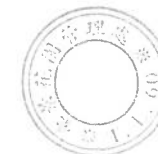
備註：2021年6月份財務收支報告已就2012年9月至2016年5月會計師事務所入賬誤差作出調整及包括2012年至2014年之核數調整



T.L.60
HONG KONG GARDENS - BLOCK 7 豪景花園第七座
STATEMENT OF COMPREHENSIVE INCOME 收支報告表
(FORMERLY KNOWN AS INCOME & EXPENDITURE ACCOUNT)

		Jan-21 (一月)	Feb-21 (二月)	Mar-21 (三月)	Apr-21 (四月)	May-21 (五月)	Jun-21 (六月)	1-6/2021 TOTAL總計
INCOME:	收入							
MANAGEMENT FEE RECEIVED	管理費收入	\$189,200.00	\$189,200.00	\$189,200.00	\$189,200.00	\$189,200.00	\$189,200.00	\$1,135,200.00
LESS: SINKING FUND	減：儲備基金	(\$9,460.00)	(\$9,460.00)	(\$9,460.00)	(\$9,460.00)	(\$9,460.00)	(\$9,460.00)	(\$56,760.00)
INSURANCE AND OTHER COMPENSATION	保險及其他賠償	\$0.00	\$0.00	\$0.00	\$0.00	\$0.00	\$0.00	\$0.00
LEGAL FEE RECOVERED	訴訟費收入	\$0.00	\$0.00	\$0.00	\$0.00	\$0.00	\$0.00	\$0.00
INTEREST INCOME	利息收入	\$0.00	\$0.00	\$0.00	\$0.00	\$0.00	\$0.00	\$0.00
SUNDRY INCOME	什項收入	\$0.00	\$37,283.00	\$0.00	\$400.00	\$0.00	\$100.00	\$37,783.00
		\$179,740.00	\$217,023.00	\$179,740.00	\$180,140.00	\$179,740.00	\$179,840.00	\$1,116,223.00
EXPENSES:	減：支出							
APPORTIONMENT OF GARDENS EXPENSES	公共費用之分攤	\$88,877.63	\$103,977.32	\$87,288.85	\$89,954.31	\$92,004.87	\$110,654.89	\$572,757.87
AUDITORS REMUNERATION	核數費	\$0.00	\$0.00	\$0.00	\$0.00	\$0.00	\$0.00	\$0.00
CONSULTING FEE	諮詢費	\$0.00	\$0.00	\$0.00	\$0.00	\$0.00	\$0.00	\$0.00
CLEANING EXPENSES	清潔費	\$9,370.00	\$9,370.00	\$9,370.00	\$9,370.00	\$10,203.00	\$9,370.00	\$57,053.00
DEBRIS REMOVAL CHARGES	清泥頭費	\$0.00	\$0.00	\$0.00	\$0.00	\$0.00	\$0.00	\$0.00
ELECTRICITY	電費	\$8,430.00	\$8,986.00	\$7,130.00	\$8,816.00	\$8,705.00	\$10,337.00	\$52,404.00
FESTIVAL DECORATION EXPENSES	節日裝飾	\$0.00	\$0.00	\$475.00	\$0.00	\$0.00	\$0.00	\$475.00
FURNITURE, FIXTURES & EQUIPMENT	屋苑設備	\$0.00	\$0.00	\$0.00	\$0.00	\$0.00	\$0.00	\$0.00
LEGAL FEE	訴訟費	\$0.00	\$0.00	\$0.00	\$0.00	\$0.00	\$0.00	\$0.00
MAINTENANCE, REPAIR & INSTALLATION	保養維修							
CONCRETE AND SCAFFOLDING	外牆維修及搭棚	\$0.00	\$0.00	\$0.00	\$0.00	\$6,100.00	\$0.00	\$6,100.00
DRAINAGE, ELECTRICALS & PUMPS	水電保養維修	\$685.83	\$1,840.00	\$2,410.00	\$920.00	\$915.50	\$2,696.00	\$9,467.33
SECURITY SYSTEM / SMATV. SYM	保安系統/衛星電視	\$2,080.00	\$280.00	\$280.00	\$2,160.00	\$280.00	\$280.00	\$5,360.00
FIRE FIGHTING SYSTEM	消防保養	\$0.00	\$0.00	\$0.00	\$0.00	\$0.00	\$700.00	\$700.00
LIFTS	升降機	\$8,200.00	\$8,200.00	\$8,780.00	\$8,200.00	\$8,200.00	\$8,200.00	\$49,780.00
MANAGER'S REMUNERATION 4%	管理酬金 4%	\$2,897.73	\$2,892.46	\$2,883.22	\$2,931.32	\$3,121.56	\$3,008.74	\$17,735.03
MAINTENANCE FUND 11%	維修基金 11%	\$7,968.76	\$7,954.28	\$7,928.87	\$8,061.12	\$8,584.30	\$8,274.05	\$48,771.38
SECURITY GUARD SERVICE CHARGES	保安費	\$42,778.00	\$42,778.00	\$42,778.00	\$42,778.00	\$42,778.00	\$42,778.00	\$256,668.00
PRINTING AND STATIONERY	印刷及廣告費	\$26.40	\$0.00	\$0.00	\$0.00	\$0.00	\$0.00	\$26.40
SUNDRY EXPENSES	什項支出	\$715.00	\$699.60	\$699.60	\$727.10	\$699.60	\$699.60	\$4,240.50
TELEPHONE	電話費	\$158.00	\$158.00	\$158.00	\$158.00	\$158.00	\$158.00	\$948.00
WATER FEE	水費	\$0.00	\$0.00	\$0.00	\$153.80	\$0.00	\$0.00	\$153.80
TOTAL EXPENSES	總支出	\$172,187.35	\$187,135.66	\$170,181.54	\$174,229.65	\$181,749.83	\$197,156.28	\$1,082,640.31
SURPLUS / (DEFICIT) FOR THE PERIOD	本期盈餘/(赤字)	\$7,552.65	\$29,887.34	\$9,558.46	\$5,910.35	(\$2,009.83)	(\$17,316.28)	\$33,582.69
SURPLUS / (DEFICIT) B/F	承上結存	\$847.56	\$8,400.21	\$38,287.55	\$47,846.01	\$53,756.36	\$51,746.53	\$847.56
ADJ ON SURPLUS / (DEFICIT) for Yr.2012-20	2012-20年盈餘/(赤字) 調整	\$0.00	\$0.00	\$0.00	\$0.00	\$0.00	(\$143,382.18)	(\$143,382.18)
ACCUM.SURPLUS / (DEFICIT) C/F	累積盈餘/(赤字)	\$8,400.21	\$38,287.55	\$47,846.01	\$53,756.36	\$51,746.53	(\$108,951.93)	(\$108,951.93)

備註：2021年6月份財務收支報告已就2012年9月至2016年5月會計師事務所人賬誤差作出調整及包括2012年至2014年之核數調整



T.L.60
HONG KONG GARDENS - BLOCK 8 豪景花園第八座
STATEMENT OF COMPREHENSIVE INCOME 收支報告表
(FORMERLY KNOWN AS INCOME & EXPENDITURE ACCOUNT)

		Jan-21 (一月)	Feb-21 (二月)	Mar-21 (三月)	Apr-21 (四月)	May-21 (五月)	Jun-21 (六月)	1-6/2021 TOTAL總計
INCOME:	收入							
MANAGEMENT FEE RECEIVED	管理費收入	\$189,200.00	\$189,200.00	\$189,200.00	\$189,200.00	\$189,200.00	\$189,200.00	\$1,135,200.00
LESS: SINKING FUND	減：儲備基金	(\$9,460.00)	(\$9,460.00)	(\$9,460.00)	(\$9,460.00)	(\$9,460.00)	(\$9,460.00)	(\$56,760.00)
INSURANCE AND OTHER COMPENSATION	保險及其他賠償	\$0.00	\$0.00	\$0.00	\$0.00	\$0.00	\$0.00	\$0.00
LEGAL FEE RECOVERED	訴訟費收入	\$0.00	\$0.00	\$0.00	\$0.00	\$0.00	\$0.00	\$0.00
INTEREST INCOME	利息收入	\$0.00	\$0.00	\$0.00	\$0.00	\$0.00	\$0.00	\$0.00
SUNDRY INCOME	什項收入	\$0.00	\$37,283.00	\$0.00	\$0.00	\$0.00	\$0.00	\$37,283.00
		<u>\$179,740.00</u>	<u>\$217,023.00</u>	<u>\$179,740.00</u>	<u>\$179,740.00</u>	<u>\$179,740.00</u>	<u>\$179,740.00</u>	<u>\$1,115,723.00</u>
EXPENSES:	減：支出							
APPORTIONMENT OF GARDENS EXPENSES	公共費用之分攤	\$88,877.63	\$103,977.32	\$87,288.85	\$89,954.31	\$92,004.87	\$110,654.89	\$572,757.87
AUDITORS REMUNERATION	核數費	\$0.00	\$0.00	\$0.00	\$0.00	\$0.00	\$0.00	\$0.00
CONSULTING FEE	諮詢費	\$0.00	\$0.00	\$0.00	\$0.00	\$0.00	\$0.00	\$0.00
CLEANING EXPENSES	清潔費	\$9,370.00	\$9,370.00	\$9,370.00	\$9,370.00	\$10,203.00	\$9,370.00	\$57,053.00
DEBRIS REMOVAL CHARGES	清泥頭費	\$0.00	\$0.00	\$0.00	\$0.00	\$0.00	\$0.00	\$0.00
ELECTRICITY	電費	\$8,379.00	\$9,804.00	\$7,680.00	\$8,883.00	\$8,688.00	\$9,986.00	\$53,420.00
FESTIVAL DECORATION EXPENSES	節日裝飾	\$0.00	\$0.00	\$475.00	\$0.00	\$0.00	\$0.00	\$475.00
FURNITURE, FIXTURES & EQUIPMENT	屋苑設備	\$0.00	\$0.00	\$0.00	\$0.00	\$0.00	\$0.00	\$0.00
LEGAL FEE	訴訟費	\$0.00	\$0.00	\$0.00	\$0.00	\$0.00	\$0.00	\$0.00
MAINTENANCE, REPAIR & INSTALLATION	保養維修							
CONCRETE AND SCAFFOLDING	外牆維修及搭棚	\$0.00	\$0.00	\$6,400.00	\$0.00	\$7,482.00	\$0.00	\$13,882.00
DRAINAGE, ELECTRICALS & PUMPS	水電保養維修	\$489.83	\$2,238.90	\$60.00	\$950.00	\$837.50	\$452.00	\$5,028.23
SECURITY SYSTEM / SMATV. SYM	保安系統/衛星電視	\$1,780.00	\$280.00	\$280.00	\$280.00	\$280.00	\$280.00	\$3,180.00
FIRE FIGHTING SYSTEM	消防保養	\$0.00	\$0.00	\$0.00	\$0.00	\$0.00	\$700.00	\$700.00
LIFTS	升降機	\$8,200.00	\$8,200.00	\$8,780.00	\$8,200.00	\$8,200.00	\$8,200.00	\$49,780.00
MANAGER'S REMUNERATION 4%	管理酬金 4%	\$2,875.45	\$2,941.14	\$3,067.22	\$2,854.70	\$3,173.04	\$2,904.94	\$17,816.49
MAINTENANCE FUND 11%	維修基金 11%	\$7,907.49	\$8,088.14	\$8,434.87	\$7,850.41	\$8,725.87	\$7,988.60	\$48,995.38
SECURITY GUARD SERVICE CHARGES	保安費	\$42,778.00	\$42,778.00	\$42,778.00	\$42,778.00	\$42,778.00	\$42,778.00	\$256,668.00
PRINTING AND STATIONERY	印刷及廣告費	\$26.40	\$0.00	\$0.00	\$0.00	\$0.00	\$0.00	\$26.40
SUNDRY EXPENSES	什項支出	\$705.00	\$699.60	\$699.60	\$699.60	\$699.60	\$699.60	\$4,203.00
TRAVELLING	交通費	\$0.00	\$0.00	\$0.00	\$0.00	\$0.00	\$0.00	\$0.00
TELEPHONE	電話費	\$158.00	\$158.00	\$158.00	\$158.00	\$158.00	\$158.00	\$948.00
WATER FEE	水費	\$0.00	\$0.00	\$0.00	\$48.80	\$0.00	\$0.00	\$48.80
TOTAL EXPENSES	總支出	<u>\$171,546.80</u>	<u>\$188,535.10</u>	<u>\$175,471.54</u>	<u>\$172,026.82</u>	<u>\$183,229.88</u>	<u>\$194,172.03</u>	<u>\$1,084,982.17</u>
SURPLUS / (DEFICIT) FOR THE PERIOD	本期盈餘/(赤字)	\$8,193.20	\$28,487.90	\$4,268.46	\$7,713.18	(\$3,489.88)	(\$14,432.03)	\$30,740.83
SURPLUS / (DEFICIT) B/F	承上結存	(\$243,605.35)	(\$235,412.15)	(\$206,924.25)	(\$202,655.79)	(\$194,942.61)	(\$198,432.49)	(\$243,605.35)
ADJ ON SURPLUS / (DEFICIT) for Yr.2012-20	2012-20年盈餘/(赤字) 調整	\$0.00	\$0.00	\$0.00	\$0.00	\$0.00	(\$132,972.39)	(\$132,972.39)
ACCUM.SURPLUS / (DEFICIT) C/F	累積盈餘/(赤字)	<u>(\$235,412.15)</u>	<u>(\$206,924.25)</u>	<u>(\$202,655.79)</u>	<u>(\$194,942.61)</u>	<u>(\$198,432.49)</u>	<u>(\$345,836.91)</u>	<u>(\$345,836.91)</u>

備註：2021年6月份財務收支報告已就2012年9月至2016年5月會計師事務所人賬誤差作出調整及包括2012年至2014年之核數調整



T.L.60
HONG KONG GARDENS - BLOCK 9 豪景花園第九座
STATEMENT OF COMPREHENSIVE INCOME 收支報告表
(FORMERLY KNOWN AS INCOME & EXPENDITURE ACCOUNT)

		Jan-21 (一月)	Feb-21 (二月)	Mar-21 (三月)	Apr-21 (四月)	May-21 (五月)	Jun-21 (六月)	1-6/2021 TOTAL總計
INCOME:	收入							
MANAGEMENT FEE RECEIVED	管理費收入	\$189,200.00	\$189,200.00	\$189,200.00	\$189,200.00	\$189,200.00	\$189,200.00	\$1,135,200.00
LESS: SINKING FUND	減：儲備基金	(\$9,460.00)	(\$9,460.00)	(\$9,460.00)	(\$9,460.00)	(\$9,460.00)	(\$9,460.00)	(\$56,760.00)
INSURANCE AND OTHER COMPENSATION	保險及其他賠償	\$0.00	\$0.00	\$0.00	\$0.00	\$0.00	\$0.00	\$0.00
LEGAL FEE RECOVERED	訴訟費收入	\$0.00	\$0.00	\$0.00	\$0.00	\$0.00	\$0.00	\$0.00
INTEREST INCOME	利息收入	\$0.00	\$0.00	\$0.00	\$0.00	\$0.00	\$0.00	\$0.00
SUNDRY INCOME	什項收入	\$0.00	\$37,283.00	\$0.00	\$0.00	\$0.00	\$0.00	\$37,283.00
		<u>\$179,740.00</u>	<u>\$217,023.00</u>	<u>\$179,740.00</u>	<u>\$179,740.00</u>	<u>\$179,740.00</u>	<u>\$179,740.00</u>	<u>\$1,115,723.00</u>
EXPENSES:	減：支出							
APPORTIONMENT OF GARDENS EXPENSES	公共費用之分攤	\$88,877.63	\$103,977.32	\$87,288.85	\$89,954.31	\$92,004.87	\$110,654.89	\$572,757.87
AUDITORS REMUNERATION	核數費	\$0.00	\$0.00	\$0.00	\$0.00	\$0.00	\$0.00	\$0.00
CONSULTING FEE	諮詢費	\$0.00	\$0.00	\$0.00	\$0.00	\$0.00	\$0.00	\$0.00
CLEANING EXPENSES	清潔費	\$9,370.00	\$9,370.00	\$9,370.00	\$9,370.00	\$10,203.00	\$9,370.00	\$57,053.00
DEBRIS REMOVAL CHARGES	清泥頭費	\$0.00	\$0.00	\$0.00	\$0.00	\$0.00	\$0.00	\$0.00
ELECTRICITY	電費	\$8,291.00	\$9,298.00	\$7,429.00	\$9,360.00	\$9,241.00	\$10,675.00	\$54,294.00
FESTIVAL DECORATION EXPENSES	節日裝飾	\$0.00	\$0.00	\$475.00	\$0.00	\$0.00	\$0.00	\$475.00
FURNITURE, FIXTURES & EQUIPMENT	屋苑設備	\$0.00	\$0.00	\$0.00	\$0.00	\$0.00	\$0.00	\$0.00
MAINTENANCE, REPAIR & INSTALLATION	保養維修							
CONCRETE AND SCAFFOLDING	外牆維修及搭棚	\$0.00	\$0.00	\$0.00	\$0.00	\$0.00	\$0.00	\$0.00
DRAINAGE, ELECTRICALS & PUMPS	水電保養維修	\$57.83	\$1,840.00	\$19,116.00	\$2,468.00	\$837.50	\$823.00	\$25,142.33
SECURITY SYSTEM / SMATV. SYM	保安系統/衛星電視	\$1,780.00	\$280.00	\$3,080.00	\$5,079.00	\$280.00	\$280.00	\$10,779.00
FIRE FIGHTING SYSTEM	消防保養	\$0.00	\$0.00	\$0.00	\$0.00	\$7,300.00	\$700.00	\$8,000.00
LIFTS	升降機	\$8,200.00	\$8,200.00	\$8,780.00	\$8,200.00	\$8,200.00	\$8,200.00	\$49,780.00
MANAGER'S REMUNERATION 4%	管理酬金 4%	\$2,854.65	\$2,904.94	\$3,675.42	\$3,128.10	\$3,187.88	\$2,947.34	\$18,698.33
MAINTENANCE FUND 11%	維修基金 11%	\$7,850.29	\$7,988.60	\$10,107.42	\$8,602.29	\$8,766.68	\$8,105.20	\$51,420.48
SECURITY GUARD SERVICE CHARGES	保安費	\$42,778.00	\$42,778.00	\$42,778.00	\$42,778.00	\$42,778.00	\$42,778.00	\$256,668.00
PRINTING AND STATIONERY	印刷及廣告費	\$26.40	\$0.00	\$0.00	\$0.00	\$0.00	\$0.00	\$26.40
SUNDRY EXPENSES	什項支出	\$705.00	\$699.60	\$699.60	\$699.60	\$699.60	\$699.60	\$4,203.00
TELEPHONE	電話費	\$158.00	\$158.00	\$158.00	\$158.00	\$158.00	\$158.00	\$948.00
WATER FEE	水費	\$0.00	\$0.00	\$0.00	\$90.00	\$0.00	\$0.00	\$90.00
TOTAL EXPENSES	總支出	<u>\$170,948.80</u>	<u>\$187,494.46</u>	<u>\$192,957.29</u>	<u>\$179,887.30</u>	<u>\$183,656.53</u>	<u>\$195,391.03</u>	<u>\$1,110,335.41</u>
SURPLUS / (DEFICIT) FOR THE PERIOD	本期盈餘/(赤字)	\$8,791.20	\$29,528.54	(\$13,217.29)	(\$147.30)	(\$3,916.53)	(\$15,651.03)	\$5,387.59
SURPLUS / (DEFICIT) B/F	承上結存	(\$196,082.38)	(\$187,291.18)	(\$157,762.64)	(\$170,979.93)	(\$171,127.23)	(\$175,043.76)	(\$196,082.38)
ADJ ON SURPLUS / (DEFICIT) for Yr.2012-20	2012-20年盈餘/(赤字) 調整	\$0.00	\$0.00	\$0.00	\$0.00	\$0.00	(\$132,800.92)	(\$132,800.92)
ACCUM.SURPLUS / (DEFICIT) C/F	累積盈餘/(赤字)	<u>(\$187,291.18)</u>	<u>(\$157,762.64)</u>	<u>(\$170,979.93)</u>	<u>(\$171,127.23)</u>	<u>(\$175,043.76)</u>	<u>(\$323,495.71)</u>	<u>(\$323,495.71)</u>

備註：2021年6月份財務收支報告已就2012年9月至2016年5月會計師事務所入賬誤差作出調整及包括2012年至2014年之核數調整



T.L.60
HONG KONG GARDENS - BLOCK 10 豪景花園第十座
STATEMENT OF COMPREHENSIVE INCOME 收支報告表
(FORMERLY KNOWN AS INCOME & EXPENDITURE ACCOUNT)

		Jan-21 (一月)	Feb-21 (二月)	Mar-21 (三月)	Apr-21 (四月)	May-21 (五月)	Jun-21 (六月)	1-6/2021 TOTAL總計
INCOME:	收入							
MANAGEMENT FEE RECEIVED	管理費收入	\$189,200.00	\$189,200.00	\$189,200.00	\$189,200.00	\$189,200.00	\$189,200.00	\$1,135,200.00
LESS: SINKING FUND	減：儲備基金	(\$9,460.00)	(\$9,460.00)	(\$9,460.00)	(\$9,460.00)	(\$9,460.00)	(\$9,460.00)	(\$56,760.00)
LESS: PROVISION FOR BAD DEBT - M.F.	管理費壞賬撥備	\$0.00	\$0.00	\$0.00	\$0.00	\$0.00	\$0.00	\$0.00
ADD: BAD DEBT (M.F.)WRITTEN BACK	收回管理費壞賬	\$0.00	\$0.00	\$0.00	\$0.00	\$0.00	\$0.00	\$0.00
INSURANCE AND OTHER COMPENSATION	保險及其他賠償	\$0.00	\$0.00	\$0.00	\$0.00	\$0.00	\$0.00	\$0.00
LEGAL FEE RECOVERED	訴訟費收入	\$0.00	\$0.00	\$0.00	\$0.00	\$0.00	\$0.00	\$0.00
INTEREST INCOME	利息收入	\$0.00	\$0.00	\$0.00	\$0.00	\$0.00	\$0.00	\$0.00
SUNDRY INCOME	什項收入	\$0.00	\$37,283.00	\$0.00	\$0.00	\$0.00	\$0.00	\$37,283.00
		\$179,740.00	\$217,023.00	\$179,740.00	\$179,740.00	\$179,740.00	\$179,740.00	\$1,115,723.00
EXPENSES:	減：支出							
APPORTIONMENT OF GARDENS EXPENSES	公共費用之分攤	\$88,877.63	\$103,977.32	\$87,288.85	\$89,954.31	\$92,004.87	\$110,654.89	\$572,757.87
AUDITORS REMUNERATION	核數費	\$0.00	\$0.00	\$0.00	\$0.00	\$0.00	\$0.00	\$0.00
CONSULTING FEE	諮詢費	\$0.00	\$0.00	\$0.00	\$0.00	\$0.00	\$0.00	\$0.00
CLEANING EXPENSES	清潔費	\$9,370.00	\$9,370.00	\$9,370.00	\$10,199.82	\$9,370.00	\$9,370.00	\$57,049.82
DEBRIS REMOVAL CHARGES	清泥頭費	\$0.00	\$0.00	\$0.00	\$0.00	\$0.00	\$0.00	\$0.00
ELECTRICITY	電費	\$8,505.00	\$9,691.00	\$7,813.00	\$9,221.00	\$8,898.00	\$10,438.00	\$54,566.00
FESTIVAL DECORATION EXPENSES	節日裝飾	\$0.00	\$0.00	\$475.00	\$0.00	\$0.00	\$0.00	\$475.00
FURNITURE, FIXTURES & EQUIPMENT	屋苑設備	\$0.00	\$0.00	\$0.00	\$0.00	\$0.00	\$0.00	\$0.00
LEGAL FEE	訴訟費	\$0.00	\$0.00	\$0.00	\$0.00	\$0.00	\$0.00	\$0.00
MAINTENANCE, REPAIR & INSTALLATION	保養維修							
CONCRETE AND SCAFFOLDING	外牆維修及搭棚	\$0.00	\$0.00	\$0.00	\$0.00	\$3,580.00	\$2,100.00	\$5,680.00
DRAINAGE, ELECTRICALS & PUMPS	水電保養維修	\$93.83	\$1,840.00	\$390.00	\$8,426.00	\$889.50	\$446.00	\$12,085.33
SECURITY SYSTEM / SMATV. SYM	保安系統/衛星電視	\$2,080.00	\$280.00	\$280.00	\$280.00	\$280.00	\$280.00	\$3,480.00
FIRE FIGHTING SYSTEM	消防保養	\$0.00	\$0.00	\$0.00	\$0.00	\$0.00	\$700.00	\$700.00
LIFTS	升降機	\$8,200.00	\$8,200.00	\$8,780.00	\$8,200.00	\$8,200.00	\$8,200.00	\$49,780.00
MANAGER'S REMUNERATION 4%	管理酬金 4%	\$2,881.77	\$2,920.66	\$2,829.74	\$3,209.60	\$2,994.12	\$3,007.18	\$17,843.07
MAINTENANCE FUND 11%	維修基金 11%	\$7,924.87	\$8,031.83	\$7,781.80	\$8,826.39	\$8,233.84	\$8,269.76	\$49,068.49
SECURITY GUARD SERVICE CHARGES	保安費	\$42,778.00	\$42,778.00	\$42,778.00	\$42,778.00	\$42,778.00	\$42,778.00	\$256,668.00
PRINTING AND STATIONERY	印刷及廣告費	\$26.40	\$0.00	\$0.00	\$0.00	\$0.00	\$0.00	\$26.40
SUNDRY EXPENSES	什項支出	\$833.00	\$699.60	\$699.60	\$699.60	\$699.60	\$709.60	\$4,341.00
TRAVELLING	交通費	\$0.00	\$0.00	\$0.00	\$0.00	\$0.00	\$0.00	\$0.00
TELEPHONE	電話費	\$158.00	\$158.00	\$158.00	\$158.00	\$158.00	\$158.00	\$948.00
WATER FEE	水費	\$0.00	\$0.00	\$0.00	\$277.50	\$0.00	\$0.00	\$277.50
TOTAL EXPENSES	總支出	\$171,728.50	\$187,946.41	\$168,643.99	\$182,230.22	\$178,085.93	\$197,111.43	\$1,085,746.48
SURPLUS / (DEFICIT) FOR THE PERIOD	本期盈餘/(赤字)	\$8,011.50	\$29,076.59	\$11,096.01	(\$2,490.22)	\$1,654.07	(\$17,371.43)	\$29,976.52
SURPLUS / (DEFICIT) B/F	承上結存	\$141,552.33	\$149,563.83	\$178,640.42	\$189,736.43	\$187,246.21	\$188,900.28	\$141,552.33
ADJ ON SURPLUS / (DEFICIT) for Yr.2012-20	2012-20年盈餘/(赤字) 調整	\$0.00	\$0.00	\$0.00	\$0.00	\$0.00	(\$132,968.87)	(\$132,968.87)
ACCUM.SURPLUS / (DEFICIT) C/F	累積盈餘/(赤字)	\$149,563.83	\$178,640.42	\$189,736.43	\$187,246.21	\$188,900.28	\$38,559.98	\$38,559.98

備註：2021年6月份財務收支報告已就2012年9月至2016年5月會計師事務所人賬誤差作出調整及包括2012年至2014年之核數調整



HONG KONG GARDENS - BLOCK 11 豪景花園第十一座
STATEMENT OF COMPREHENSIVE INCOME 收支報告表
(FORMERLY KNOWN AS INCOME & EXPENDITURE ACCOUNT)

		Jan-21 (一月)	Feb-21 (二月)	Mar-21 (三月)	Apr-21 (四月)	May-21 (五月)	Jun-21 (六月)	1-6/2021 TOTAL 總計
INCOME:	收入							
MANAGEMENT FEE RECEIVED	管理費收入	\$192,192.00	\$192,192.00	\$192,192.00	\$192,192.00	\$192,192.00	\$192,192.00	\$1,153,152.00
LESS: SINKING FUND	減: 儲備基金	(\$9,609.60)	(\$9,609.60)	(\$9,609.60)	(\$9,609.60)	(\$9,609.60)	(\$9,609.60)	(\$57,657.60)
INSURANCE AND OTHER COMPENSATION	保險及其他賠償	\$0.00	\$0.00	\$0.00	\$0.00	\$0.00	\$0.00	\$0.00
LEGAL FEE RECOVERED	訴訟費收入	\$0.00	\$0.00	\$0.00	\$0.00	\$0.00	\$0.00	\$0.00
INTEREST INCOME	利息收入	\$0.00	\$0.00	\$0.00	\$0.00	\$0.00	\$0.00	\$0.00
SUNDRY INCOME	什項收入	\$0.00	\$37,283.00	\$0.00	\$0.00	\$0.00	\$0.00	\$37,283.00
		<u>\$182,582.40</u>	<u>\$219,865.40</u>	<u>\$182,582.40</u>	<u>\$182,582.40</u>	<u>\$182,582.40</u>	<u>\$182,582.40</u>	<u>\$1,132,777.40</u>
EXPENSES:	減: 支出							
APPORTIONMENT OF GARDENS EXPENSES	公共費用之分攤	\$88,877.63	\$103,977.32	\$87,288.85	\$89,954.31	\$92,004.87	\$110,654.89	\$572,757.87
AUDITORS REMUNERATION	核數費	\$0.00	\$0.00	\$0.00	\$0.00	\$0.00	\$0.00	\$0.00
CONSULTING FEE	諮詢費	\$0.00	\$0.00	\$0.00	\$0.00	\$0.00	\$0.00	\$0.00
CLEANING EXPENSES	清潔費	\$9,370.00	\$9,370.00	\$9,370.00	\$10,199.82	\$9,370.00	\$9,370.00	\$57,049.82
DEBRIS REMOVAL CHARGES	清泥頭費	\$0.00	\$0.00	\$0.00	\$0.00	\$0.00	\$0.00	\$0.00
ELECTRICITY	電費	\$8,392.00	\$9,617.00	\$7,863.00	\$9,685.00	\$9,148.00	\$10,834.00	\$55,539.00
FESTIVAL DECORATION EXPENSES	節日裝飾	\$0.00	\$0.00	\$475.00	\$0.00	\$0.00	\$0.00	\$475.00
FURNITURE, FIXTURES & EQUIPMENT	屋苑設備	\$0.00	\$0.00	\$0.00	\$0.00	\$0.00	\$0.00	\$0.00
GARDENING EXPENSES	園藝種植	\$0.00	\$0.00	\$0.00	\$0.00	\$0.00	\$0.00	\$0.00
LEGAL FEE	訴訟費	\$0.00	\$0.00	\$0.00	\$0.00	\$0.00	\$0.00	\$0.00
MAINTENANCE, REPAIR & INSTALLATION	保養維修							
CONCRETE AND SCAFFOLDING	外牆維修及搭棚	\$0.00	\$0.00	\$0.00	\$0.00	\$0.00	\$0.00	\$0.00
DRAINAGE, ELECTRICALS & PUMPS	水電保養維修	\$67.83	\$1,840.00	\$130.00	\$1,858.00	\$651.00	\$568.00	\$5,114.83
SECURITY SYSTEM / SMATV. SYM	保安系統/衛星電視	\$1,780.00	\$1,520.00	\$280.00	\$280.00	\$280.00	\$280.00	\$4,420.00
FIRE FIGHTING SYSTEM	消防保養	\$0.00	\$0.00	\$0.00	\$0.00	\$0.00	\$700.00	\$700.00
LIFTS	升降機	\$8,200.00	\$8,200.00	\$8,780.00	\$8,200.00	\$8,200.00	\$8,200.00	\$49,780.00
MANAGER'S REMUNERATION 4%	管理酬金 4%	\$2,859.09	\$2,967.30	\$2,821.34	\$2,960.49	\$2,826.40	\$2,943.50	\$17,378.12
MAINTENANCE FUND 11%	維修基金 11%	\$7,862.50	\$8,160.09	\$7,758.70	\$8,141.34	\$7,772.61	\$8,094.64	\$47,789.88
SECURITY GUARD SERVICE CHARGES	保安費	\$42,778.00	\$42,778.00	\$42,778.00	\$42,778.00	\$42,070.00	\$42,778.00	\$255,960.00
PRINTING AND STATIONERY	印刷及廣告費	\$26.40	\$0.00	\$0.00	\$0.00	\$0.00	\$0.00	\$26.40
SUNDRY EXPENSES	什項支出	\$705.00	\$699.60	\$699.60	\$699.60	\$783.09	\$699.60	\$4,286.49
TELEPHONE	電話費	\$158.00	\$158.00	\$158.00	\$158.00	\$158.00	\$158.00	\$948.00
WATER FEE	水費	\$0.00	\$0.00	\$0.00	\$153.80	\$0.00	\$0.00	\$153.80
TOTAL EXPENSES	總支出	<u>\$171,076.45</u>	<u>\$189,287.31</u>	<u>\$168,402.49</u>	<u>\$175,068.36</u>	<u>\$173,263.97</u>	<u>\$195,280.63</u>	<u>\$1,072,379.21</u>
SURPLUS / (DEFICIT) FOR THE PERIOD	本期盈餘/(赤字)	\$11,505.95	\$30,578.09	\$14,179.91	\$7,514.04	\$9,318.43	(\$12,698.23)	\$60,398.19
SURPLUS / (DEFICIT) B/F	承上結存	\$269,423.01	\$280,928.96	\$311,507.05	\$325,686.96	\$333,201.00	\$342,519.43	\$269,423.01
ADJ ON SURPLUS / (DEFICIT) for Yr.2012-20	2012-20年盈餘/(赤字) 調整	\$0.00	\$0.00	\$0.00	\$0.00	\$0.00	(\$138,735.62)	(\$138,735.62)
ACCUM.SURPLUS / (DEFICIT) C/F	累積盈餘/(赤字)	<u>\$280,928.96</u>	<u>\$311,507.05</u>	<u>\$325,686.96</u>	<u>\$333,201.00</u>	<u>\$342,519.43</u>	<u>\$191,085.58</u>	<u>\$191,085.58</u>

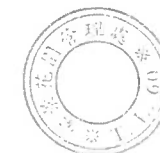
備註: 2021年6月份財務收支報告已就2012年9月至2016年5月會計師事務所人賬誤差作出調整及包括2012年至2014年之核數調整



T.L.60
HONG KONG GARDENS - BLOCK 12 豪景花園 第十二座
STATEMENT OF COMPREHENSIVE INCOME 收支報告表
(FORMERLY KNOWN AS INCOME & EXPENDITURE ACCOUNT)

		Jan-21 (一月)	Feb-21 (二月)	Mar-21 (三月)	Apr-21 (四月)	May-21 (五月)	Jun-21 (六月)	1-6/2021 TOTAL總計
INCOME:	收入							
MANAGEMENT FEE RECEIVED	管理費收入	\$189,200.00	\$189,200.00	\$189,200.00	\$189,200.00	\$189,200.00	\$189,200.00	\$1,135,200.00
LESS: SINKING FUND	減：儲備基金	(\$9,460.00)	(\$9,460.00)	(\$9,460.00)	(\$9,460.00)	(\$9,460.00)	(\$9,460.00)	(\$56,760.00)
LESS: PROVISION FOR BAD DEBT - M.F.	管理費壞賬撥備	\$0.00	\$0.00	\$0.00	\$0.00	\$0.00	\$0.00	\$0.00
INSURANCE AND OTHER COMPENSATION	保險及其他賠償	\$0.00	\$0.00	\$0.00	\$0.00	\$0.00	\$0.00	\$0.00
LEGAL FEE RECOVERED	訴訟費收入	\$0.00	\$0.00	\$0.00	\$0.00	\$0.00	\$0.00	\$0.00
INTEREST INCOME	利息收入	\$0.00	\$0.00	\$0.00	\$0.00	\$0.00	\$0.00	\$0.00
SUNDRY INCOME	什項收入	\$0.00	\$37,283.00	\$0.00	\$0.00	\$0.00	\$0.00	\$37,283.00
		<u>\$179,740.00</u>	<u>\$217,023.00</u>	<u>\$179,740.00</u>	<u>\$179,740.00</u>	<u>\$179,740.00</u>	<u>\$179,740.00</u>	<u>\$1,115,723.00</u>
EXPENSES:	減：支出							
APPORTIONMENT OF GARDENS EXPENSES	公共費用之分攤	\$88,877.63	\$103,977.32	\$87,288.85	\$89,954.31	\$92,004.87	\$110,654.89	\$572,757.87
AUDITORS REMUNERATION	核數費	\$0.00	\$0.00	\$0.00	\$0.00	\$0.00	\$0.00	\$0.00
CONSULTING FEE	諮詢費	\$0.00	\$0.00	\$0.00	\$0.00	\$0.00	\$0.00	\$0.00
CLEANING EXPENSES	清潔費	\$9,370.00	\$9,370.00	\$9,370.00	\$9,370.00	\$10,203.00	\$9,370.00	\$57,053.00
DEBRIS REMOVAL CHARGES	清泥頭費	\$0.00	\$0.00	\$0.00	\$0.00	\$0.00	\$0.00	\$0.00
GARDENING EXPENSES	園藝種植	\$0.00	\$0.00	\$0.00	\$0.00	\$0.00	\$0.00	\$0.00
ELECTRICITY	電費	\$8,686.57	\$9,865.69	\$7,750.40	\$9,397.22	\$8,228.24	\$10,055.48	\$53,983.60
FESTIVAL DECORATION EXPENSES	節日裝飾	\$0.00	\$0.00	\$475.00	\$0.00	\$0.00	\$0.00	\$475.00
FURNITURE, FIXTURES & EQUIPMENT	屋苑設備	\$0.00	\$0.00	\$0.00	\$0.00	\$0.00	\$0.00	\$0.00
LEGAL FEE	訴訟費	\$0.00	\$0.00	\$0.00	\$0.00	\$0.00	\$0.00	\$0.00
MAINTENANCE, REPAIR & INSTALLATION	保養維修							
CONCRETE AND SCAFFOLDING	外牆維修及搭棚	\$0.00	\$0.00	\$8,800.00	\$3,800.00	\$22,806.00	\$14,100.00	\$49,506.00
DRAINAGE, ELECTRICALS & PUMPS	水電保養維修	\$309.83	\$1,840.00	\$254.50	\$1,082.50	\$625.00	\$437.00	\$4,548.83
SECURITY SYSTEM / SMATV. SYM	保安系統/衛星電視	\$880.00	\$280.00	\$280.00	\$280.00	\$280.00	\$280.00	\$2,280.00
FIRE FIGHTING SYSTEM	消防保養	\$0.00	\$0.00	\$0.00	\$0.00	\$0.00	\$5,900.00	\$5,900.00
LIFTS	升降機	\$8,200.00	\$8,200.00	\$8,780.00	\$8,200.00	\$8,200.00	\$8,200.00	\$49,780.00
MANAGER'S REMUNERATION 4%	管理酬金 4%	\$2,853.55	\$2,927.61	\$3,173.78	\$3,042.87	\$3,759.11	\$3,679.08	\$19,436.00
MAINTENANCE FUND 11%	維修基金 11%	\$7,847.27	\$8,050.93	\$8,727.90	\$8,367.89	\$10,337.56	\$10,117.48	\$53,449.03
SECURITY GUARD SERVICE CHARGES	保安費	\$42,778.00	\$42,778.00	\$42,778.00	\$42,778.00	\$42,778.00	\$42,778.00	\$256,668.00
PRINTING AND STATIONERY	印刷及廣告費	\$26.40	\$0.00	\$0.00	\$0.00	\$0.00	\$0.00	\$26.40
SUNDRY EXPENSES	什項支出	\$930.00	\$699.60	\$699.60	\$699.60	\$699.60	\$699.60	\$4,428.00
TRAVELLING	交通費	\$0.00	\$0.00	\$0.00	\$0.00	\$0.00	\$0.00	\$0.00
TELEPHONE	電話費	\$158.00	\$157.00	\$157.00	\$157.00	\$158.00	\$157.00	\$944.00
WATER FEE	水費	\$0.00	\$0.00	\$0.00	\$307.40	\$0.00	\$0.00	\$307.40
TOTAL EXPENSES	總支出	<u>\$170,917.25</u>	<u>\$188,146.15</u>	<u>\$178,535.03</u>	<u>\$177,436.79</u>	<u>\$200,079.38</u>	<u>\$216,428.53</u>	<u>\$1,131,543.13</u>
SURPLUS / (DEFICIT) FOR THE PERIOD	本期盈餘/(赤字)	\$8,822.75	\$28,876.85	\$1,204.97	\$2,303.21	(\$20,339.38)	(\$36,688.53)	(\$15,820.13)
SURPLUS / (DEFICIT) B/F	承上結存	\$217,290.35	\$226,113.10	\$254,989.95	\$256,194.92	\$258,498.13	\$238,158.75	\$217,290.35
ADJ ON SURPLUS / (DEFICIT) for Yr.2012-20	2012-20年盈餘/(赤字) 調整	\$0.00	\$0.00	\$0.00	\$0.00	\$0.00	(\$109,855.67)	(\$109,855.67)
ACCUM.SURPLUS / (DEFICIT) C/F	累積盈餘/(赤字)	<u>\$226,113.10</u>	<u>\$254,989.95</u>	<u>\$256,194.92</u>	<u>\$258,498.13</u>	<u>\$238,158.75</u>	<u>\$91,614.55</u>	<u>\$91,614.55</u>

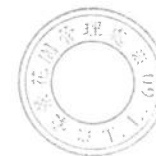
備註：2021年6月份財務收支報告已就2012年9月至2016年5月會計師事務所人賬誤差作出調整及包括2012年至2014年之核數調整



T.L.60
HONG KONG GARDENS - BLOCK 13 豪景花園 第十三座
STATEMENT OF COMPREHENSIVE INCOME 收支報告表
(FORMERLY KNOWN AS INCOME & EXPENDITURE ACCOUNT)

		Jan-21 (一月)	Feb-21 (二月)	Mar-21 (三月)	Apr-21 (四月)	May-21 (五月)	Jun-21 (六月)	1-6/2021 TOTAL總計
INCOME:	收入							
MANAGEMENT FEE RECEIVED	管理費收入	\$132,240.00	\$132,240.00	\$132,240.00	\$132,240.00	\$132,240.00	\$132,240.00	\$793,440.00
LESS: SINKING FUND	減: 儲備基金	(\$6,612.00)	(\$6,612.00)	(\$6,612.00)	(\$6,612.00)	(\$6,612.00)	(\$6,612.00)	(\$39,672.00)
LESS: PROVISION FOR BAD DEBT - M.F.	管理費壞賬撥備	\$0.00	\$0.00	\$0.00	\$0.00	\$0.00	\$0.00	\$0.00
ADD: BAD DEBT (M.F.) WRITTEN BACK	收回管理費壞賬	\$0.00	\$0.00	\$0.00	\$0.00	\$0.00	\$0.00	\$0.00
INSURANCE AND OTHER COMPENSATION	保險及其他賠償	\$0.00	\$0.00	\$0.00	\$0.00	\$0.00	\$0.00	\$0.00
LEGAL FEE RECOVERED	訴訟費收入	\$0.00	\$0.00	\$0.00	\$0.00	\$0.00	\$0.00	\$0.00
INTEREST INCOME	利息收入	\$0.00	\$0.00	\$0.00	\$0.00	\$0.00	\$0.00	\$0.00
SUNDRY INCOME	什項收入	\$0.00	\$15,817.00	\$0.00	\$0.00	\$0.00	\$0.00	\$15,817.00
		\$125,628.00	\$141,445.00	\$125,628.00	\$125,628.00	\$125,628.00	\$125,628.00	\$769,585.00
EXPENSES:	減: 支出							
APPORTIONMENT OF GARDENS EXPENSES	公共費用之分攤	\$37,705.66	\$44,111.59	\$37,031.63	\$38,162.43	\$39,032.37	\$46,944.50	\$242,988.18
AUDITORS REMUNERATION	核數費	\$0.00	\$0.00	\$0.00	\$0.00	\$0.00	\$0.00	\$0.00
CONSULTING FEE	諮詢費	\$0.00	\$0.00	\$0.00	\$0.00	\$0.00	\$0.00	\$0.00
CLEANING EXPENSES	清潔費	\$9,370.00	\$9,370.00	\$9,370.00	\$10,272.60	\$10,203.00	\$9,370.00	\$57,955.60
DEBRIS REMOVAL CHARGES	清泥頭費	\$0.00	\$0.00	\$0.00	\$0.00	\$0.00	\$0.00	\$0.00
ELECTRICITY	電費	\$4,756.00	\$5,797.00	\$4,632.00	\$5,397.00	\$5,267.00	\$6,299.00	\$32,148.00
FESTIVAL DECORATION EXPENSES	節日裝飾	\$8.00	\$0.00	\$475.00	\$0.00	\$0.00	\$0.00	\$483.00
FURNITURE, FIXTURES & EQUIPMENT	屋苑設備	\$0.00	\$0.00	\$0.00	\$0.00	\$0.00	\$0.00	\$0.00
LEGAL FEE	訴訟費	\$0.00	\$0.00	\$0.00	\$0.00	\$0.00	\$0.00	\$0.00
MAINTENANCE, REPAIR & INSTALLATION	保養維修							
CONCRETE AND SCAFFOLDING	外牆維修及搭棚	\$0.00	\$0.00	\$0.00	\$0.00	\$0.00	\$0.00	\$0.00
DRAINAGE, ELECTRICALS & PUMPS	水電保養維修	\$378.83	\$1,840.00	\$46.00	\$972.00	\$825.00	\$426.00	\$4,487.83
SECURITY SYSTEM / SMATV. SYM	保安系統/衛星電視	\$1,780.00	\$280.00	\$280.00	\$280.00	\$280.00	\$280.00	\$3,180.00
FIRE FIGHTING SYSTEM	消防保養	\$0.00	\$0.00	\$0.00	\$0.00	\$0.00	\$700.00	\$700.00
LIFTS	升降機	\$8,200.00	\$8,200.00	\$8,780.00	\$8,200.00	\$8,200.00	\$8,200.00	\$49,780.00
MANAGER'S REMUNERATION 4%	管理酬金 4%	\$2,713.21	\$2,752.18	\$2,676.02	\$2,741.54	\$2,723.70	\$2,743.70	\$16,350.35
MAINTENANCE FUND 11%	維修基金 11%	\$7,461.33	\$7,568.51	\$7,359.07	\$7,539.25	\$7,490.19	\$7,545.19	\$44,963.54
SECURITY GUARD SERVICE CHARGES	保安費	\$42,778.00	\$42,778.00	\$42,778.00	\$42,778.00	\$42,778.00	\$42,778.00	\$256,668.00
PRINTING AND STATIONERY	印刷及廣告費	\$14.40	\$0.00	\$0.00	\$0.00	\$0.00	\$0.00	\$14.40
SUNDRY EXPENSES	什項支出	\$387.00	\$381.60	\$381.60	\$381.60	\$381.60	\$381.60	\$2,295.00
TRAVELLING	交通費	\$0.00	\$0.00	\$0.00	\$0.00	\$0.00	\$0.00	\$0.00
TELEPHONE	電話費	\$158.00	\$158.00	\$158.00	\$158.00	\$158.00	\$158.00	\$948.00
WATER FEE	水費	\$0.00	\$0.00	\$0.00	\$99.40	\$0.00	\$0.00	\$99.40
TOTAL EXPENSES	總支出	\$115,710.43	\$123,236.88	\$113,967.32	\$116,981.82	\$117,338.86	\$125,825.99	\$713,061.30
SURPLUS / (DEFICIT) FOR THE PERIOD	本期盈餘/(赤字)	\$9,917.57	\$18,208.12	\$11,660.68	\$8,646.18	\$8,289.14	(\$197.99)	\$56,523.70
SURPLUS / (DEFICIT) B/F	承上結存	(\$419,460.25)	(\$409,542.68)	(\$391,334.56)	(\$379,673.88)	(\$371,027.70)	(\$362,738.56)	(\$419,460.25)
ADJ ON SURPLUS / (DEFICIT) for Yr.2012-20	2012-20年盈餘/(赤字) 調整	\$0.00	\$0.00	\$0.00	\$0.00	\$0.00	\$73,915.05	\$73,915.05
ACCUM.SURPLUS / (DEFICIT) C/F	累積盈餘/(赤字)	(\$409,542.68)	(\$391,334.56)	(\$379,673.88)	(\$371,027.70)	(\$362,738.56)	(\$289,021.50)	(\$289,021.50)

備註: 2021年6月份財務收支報告已就2012年9月至2016年5月會計師事務所入賬誤差作出調整及包括2012年至2014年之核數調整



T.L.60
HONG KONG GARDENS - BLOCK 14 豪景花園 第十四座
STATEMENT OF COMPREHENSIVE INCOME 收支報告表
(FORMERLY KNOWN AS INCOME & EXPENDITURE ACCOUNT)

		Jan-21 (一月)	Feb-21 (二月)	Mar-21 (三月)	Apr-21 (四月)	May-21 (五月)	Jun-21 (六月)	1-6/2021 TOTAL總計
INCOME:	收入							
MANAGEMENT FEE RECEIVED	管理費收入	\$132,240.00	\$132,240.00	\$132,240.00	\$132,240.00	\$132,240.00	\$132,240.00	\$793,440.00
LESS: SINKING FUND	減: 儲備基金	(\$6,612.00)	(\$6,612.00)	(\$6,612.00)	(\$6,612.00)	(\$6,612.00)	(\$6,612.00)	(\$39,672.00)
LESS: PROVISION FOR BAD DEBT - M.F.	管理費壞賬撥備	\$0.00	\$0.00	\$0.00	\$0.00	\$0.00	\$0.00	\$0.00
ADD: BAD DEBT (M.F.) WRITTEN BACK	收回管理費壞賬	\$0.00	\$0.00	\$0.00	\$0.00	\$0.00	\$0.00	\$0.00
INSURANCE AND OTHER COMPENSATION	保險及其他賠償	\$0.00	\$0.00	\$0.00	\$0.00	\$0.00	\$0.00	\$0.00
LEGAL FEE RECOVERED	訴訟費收入	\$0.00	\$0.00	\$0.00	\$0.00	\$0.00	\$0.00	\$0.00
INTEREST INCOME	利息收入	\$0.00	\$0.00	\$0.00	\$0.00	\$0.00	\$0.00	\$0.00
SUNDRY INCOME	什項收入	\$0.00	\$15,817.00	\$0.00	\$0.00	\$0.00	\$0.00	\$15,817.00
		<u>\$125,628.00</u>	<u>\$141,445.00</u>	<u>\$125,628.00</u>	<u>\$125,628.00</u>	<u>\$125,628.00</u>	<u>\$125,628.00</u>	<u>\$769,585.00</u>
EXPENSES:	減: 支出							
APPORTIONMENT OF GARDENS EXPENSES	公共費用之分攤	\$37,705.66	\$44,111.59	\$37,031.63	\$38,162.43	\$39,032.37	\$46,944.50	\$242,988.18
AUDITORS REMUNERATION	核數費	\$0.00	\$0.00	\$0.00	\$0.00	\$0.00	\$0.00	\$0.00
CONSULTING FEE	諮詢費	\$0.00	\$0.00	\$0.00	\$0.00	\$0.00	\$0.00	\$0.00
CLEANING EXPENSES	清潔費	\$9,370.00	\$9,370.00	\$9,370.00	\$9,370.00	\$10,203.00	\$9,370.00	\$57,053.00
DEBRIS REMOVAL CHARGES	淤泥頭費	\$0.00	\$0.00	\$0.00	\$0.00	\$0.00	\$0.00	\$0.00
ELECTRICITY	電費	\$4,531.75	\$5,927.53	\$4,354.64	\$5,570.45	\$5,209.48	\$6,684.10	\$32,277.95
FESTIVAL DECORATION EXPENSES	節日裝飾	\$0.00	\$0.00	\$475.00	\$0.00	\$0.00	\$0.00	\$475.00
FURNITURE, FIXTURES & EQUIPMENT	屋苑設備	\$0.00	\$0.00	\$0.00	\$0.00	\$0.00	\$0.00	\$0.00
LEGAL FEE	訴訟費	\$0.00	\$0.00	\$0.00	\$0.00	\$0.00	\$0.00	\$0.00
MAINTENANCE, REPAIR & INSTALLATION	保養維修							
CONCRETE AND SCAFFOLDING	外牆維修及搭棚	\$0.00	\$0.00	\$4,802.00	\$3,800.00	\$13,080.00	\$3,800.00	\$25,482.00
DRAINAGE, ELECTRICALS & PUMPS	水電保養維修	\$289.83	\$1,866.00	\$1,380.00	\$946.00	\$845.00	\$426.00	\$5,752.83
SECURITY SYSTEM / SMATV. SYM	保安系統/衛星電視	\$2,080.00	\$280.00	\$280.00	\$1,760.00	\$280.00	\$280.00	\$4,960.00
FIRE FIGHTING SYSTEM	消防保養	\$0.00	\$0.00	\$0.00	\$0.00	\$0.00	\$700.00	\$700.00
LIFTS	升降機	\$8,200.00	\$8,200.00	\$8,780.00	\$8,200.00	\$8,200.00	\$8,200.00	\$49,780.00
MANAGER'S REMUNERATION 4%	管理酬金 4%	\$2,712.36	\$2,758.45	\$2,910.37	\$2,926.81	\$3,245.40	\$2,914.70	\$17,468.09
MAINTENANCE FUND 11%	維修基金 11%	\$7,458.99	\$7,585.72	\$8,003.52	\$8,048.73	\$8,924.86	\$8,015.44	\$48,037.26
SECURITY GUARD SERVICE CHARGES	保安費	\$42,778.00	\$42,778.00	\$42,778.00	\$42,778.00	\$42,778.00	\$42,778.00	\$256,668.00
PRINTING AND STATIONERY	印刷及廣告費	\$14.40	\$0.00	\$0.00	\$0.00	\$0.00	\$0.00	\$14.40
SUNDRY EXPENSES	什項支出	\$387.00	\$381.60	\$381.60	\$381.60	\$381.60	\$471.50	\$2,384.90
TELEPHONE	電話費	\$158.00	\$158.00	\$158.00	\$158.00	\$158.00	\$158.00	\$948.00
WATER FEE	水費	\$0.00	\$0.00	\$0.00	\$206.20	\$0.00	\$0.00	\$206.20
TOTAL EXPENSES	總支出	<u>\$115,685.99</u>	<u>\$123,416.89</u>	<u>\$120,704.76</u>	<u>\$122,308.22</u>	<u>\$132,337.71</u>	<u>\$130,742.24</u>	<u>\$745,195.81</u>
SURPLUS / (DEFICIT) FOR THE PERIOD	本期盈餘/(赤字)	\$9,942.01	\$18,028.11	\$4,923.24	\$3,319.78	(\$6,709.71)	(\$5,114.24)	\$24,389.19
SURPLUS / (DEFICIT) B/F	承上結存	(\$189,144.44)	(\$179,202.43)	(\$161,174.32)	(\$156,251.08)	(\$152,931.30)	(\$159,641.01)	(\$189,144.44)
ADJ ON SURPLUS / (DEFICIT) for Yr.2012-20	2012-20年盈餘/(赤字) 調整	\$0.00	\$0.00	\$0.00	\$0.00	\$0.00	\$51,688.72	\$51,688.72
ACCUM.SURPLUS / (DEFICIT) C/F	累積盈餘/(赤字)	<u>(\$179,202.43)</u>	<u>(\$161,174.32)</u>	<u>(\$156,251.08)</u>	<u>(\$152,931.30)</u>	<u>(\$159,641.01)</u>	<u>(\$113,066.53)</u>	<u>(\$113,066.53)</u>

備註: 2021年6月份財務收支報告已就2012年9月至2016年5月會計師事務所人賬誤差作出調整及包括2012年至2014年之核數調整



T.L.60
HONG KONG GARDENS - BLOCK 15 豪景花園 第十五座
STATEMENT OF COMPREHENSIVE INCOME 收支報告表
(FORMERLY KNOWN AS INCOME & EXPENDITURE ACCOUNT)

		Jan-21 (一月)	Feb-21 (二月)	Mar-21 (三月)	Apr-21 (四月)	May-21 (五月)	Jun-21 (六月)	1-6/2021 TOTAL總計
INCOME:	收入							
MANAGEMENT FEE RECEIVED	管理費收入	\$102,720.00	\$102,720.00	\$102,720.00	\$102,720.00	\$102,720.00	\$102,720.00	\$616,320.00
LESS: SINKING FUND	減:儲備基金	(\$5,136.00)	(\$5,136.00)	(\$5,136.00)	(\$5,136.00)	(\$5,136.00)	(\$5,136.00)	(\$30,816.00)
INSURANCE AND OTHER COMPENSATION	保險及其他賠償	\$0.00	\$0.00	\$0.00	\$0.00	\$0.00	\$0.00	\$0.00
LEGAL FEE RECOVERED	訴訟費收入	\$0.00	\$0.00	\$0.00	\$0.00	\$0.00	\$0.00	\$0.00
INTEREST INCOME	利息收入	\$0.00	\$0.00	\$0.00	\$0.00	\$0.00	\$0.00	\$0.00
SUNDRY INCOME	什項收入	\$0.00	\$15,440.00	\$0.00	\$0.00	\$0.00	\$0.00	\$15,440.00
		\$97,584.00	\$113,024.00	\$97,584.00	\$97,584.00	\$97,584.00	\$97,584.00	\$600,944.00
EXPENSES:	減:支出							
APPORTIONMENT OF GARDENS EXPENSES	公共費用之分攤	\$36,807.91	\$43,061.31	\$36,149.93	\$37,253.81	\$38,103.03	\$45,826.77	\$237,202.76
AUDITORS REMUNERATION	核數費	\$0.00	\$0.00	\$0.00	\$0.00	\$0.00	\$0.00	\$0.00
CONSULTING FEE	諮詢費	\$0.00	\$0.00	\$0.00	\$0.00	\$0.00	\$0.00	\$0.00
CLEANING EXPENSES	清潔費	\$9,370.00	\$9,370.00	\$9,370.00	\$9,370.00	\$9,370.00	\$9,370.00	\$56,220.00
DEBRIS REMOVAL CHARGES	清泥頭費	\$0.00	\$0.00	\$0.00	\$0.00	\$0.00	\$0.00	\$0.00
ELECTRICITY	電費	\$2,797.00	\$3,470.00	\$2,605.00	\$3,232.00	\$2,993.00	\$3,969.00	\$19,066.00
FESTIVAL DECORATION EXPENSES	節日裝飾	\$48.00	\$0.00	\$2,850.00	\$0.00	\$0.00	\$0.00	\$2,898.00
FURNITURE, FIXTURES & EQUIPMENT	屋苑設備	\$0.00	\$0.00	\$0.00	\$0.00	\$0.00	\$0.00	\$0.00
LEGAL FEE	訴訟費	\$0.00	\$0.00	\$0.00	\$0.00	\$0.00	\$0.00	\$0.00
MAINTENANCE, REPAIR & INSTALLATION	保養維修							
CONCRETE AND SCAFFOLDING	外牆維修及搭棚	\$0.00	\$0.00	\$0.00	\$0.00	\$0.00	\$0.00	\$0.00
DRAINAGE, ELECTRICALS & PUMPS	水電保養維修	\$0.00	\$4,670.00	\$376.00	\$1,004.00	\$252.00	\$500.00	\$6,802.00
SECURITY SYSTEM / SMATV. SYM	保安系統/衛星電視	\$2,080.00	\$280.00	\$280.00	\$280.00	\$8,080.00	\$280.00	\$11,280.00
FIRE FIGHTING SYSTEM	消防保養	\$0.00	\$0.00	\$0.00	\$0.00	\$0.00	\$700.00	\$700.00
MANAGER'S REMUNERATION 4%	管理酬金 4%	\$1,455.58	\$1,597.90	\$1,473.02	\$1,437.54	\$1,681.58	\$1,480.17	\$9,125.79
MAINTENANCE FUND 11%	維修基金 11%	\$4,002.83	\$4,394.23	\$4,050.79	\$3,953.22	\$4,624.33	\$4,070.47	\$25,095.87
SECURITY GUARD SERVICE CHARGES	保安費	\$21,389.00	\$21,389.00	\$20,681.00	\$21,389.00	\$20,681.00	\$21,389.00	\$126,918.00
PRINTING AND STATIONERY	印刷及廣告費	\$9.60	\$0.00	\$0.00	\$0.00	\$0.00	\$0.00	\$9.60
SUNDRY EXPENSES	什項支出	\$286.80	\$254.40	\$254.40	\$254.40	\$254.40	\$254.40	\$1,558.80
TELEPHONE	電話費	\$409.00	\$409.00	\$409.00	\$409.00	\$409.00	\$409.00	\$2,454.00
WATER FEE	水費	\$0.00	\$105.10	\$0.00	\$0.00	\$0.00	\$132.90	\$238.00
TOTAL EXPENSES	總支出	\$78,655.72	\$89,000.94	\$78,499.14	\$78,582.97	\$86,448.34	\$88,381.71	\$499,568.82
SURPLUS / (DEFICIT) FOR THE PERIOD	本期盈餘/(赤字)	\$18,928.28	\$24,023.06	\$19,084.86	\$19,001.03	\$11,135.66	\$9,202.29	\$101,375.18
SURPLUS / (DEFICIT) B/F	承上結存	\$548,513.58	\$567,441.86	\$591,464.92	\$610,549.78	\$629,550.81	\$640,686.47	\$548,513.58
ADJ ON SURPLUS / (DEFICIT) for Yr.2012-20	2012-20年盈餘/(赤字) 調整	\$0.00	\$0.00	\$0.00	\$0.00	\$0.00	\$55,103.21	\$55,103.21
ACCUM.SURPLUS / (DEFICIT) C/F	累積盈餘/(赤字)	\$567,441.86	\$591,464.92	\$610,549.78	\$629,550.81	\$640,686.47	\$704,991.97	\$704,991.97

備註：2021年6月份財務收支報告已就2012年9月至2016年5月會計師事務所人賬誤差作出調整及包括2012年至2014年之核數調整



T.L.60
HONG KONG GARDENS - BLOCK 16 豪景花園 第十六座
STATEMENT OF COMPREHENSIVE INCOME 收支報告表
(FORMERLY KNOWN AS INCOME & EXPENDITURE ACCOUNT)

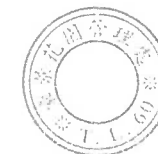
		Jan-21 (一月)	Feb-21 (二月)	Mar-21 (三月)	Apr-21 (四月)	May-21 (五月)	Jun-21 (六月)	1-6/2021 TOTAL總計
INCOME:	收入							
MANAGEMENT FEE RECEIVED	管理費收入	\$169,650.00	\$169,650.00	\$169,650.00	\$169,650.00	\$169,650.00	\$169,650.00	\$1,017,900.00
LESS: SINKING FUND	減: 儲備基金	(\$8,482.50)	(\$8,482.50)	(\$8,482.50)	(\$8,482.50)	(\$8,482.50)	(\$8,482.50)	(\$50,895.00)
INSURANCE AND OTHER COMPENSATION	保險及其他賠償	\$0.00	\$0.00	\$0.00	\$0.00	\$0.00	\$0.00	\$0.00
LEGAL FEE RECOVERED	訴訟費收入	\$0.00	\$0.00	\$0.00	\$0.00	\$0.00	\$0.00	\$0.00
INTEREST INCOME	利息收入	\$0.00	\$0.00	\$0.00	\$0.00	\$0.00	\$0.00	\$0.00
SUNDRY INCOME	什項收入	\$0.00	\$30,944.00	\$0.00	\$0.00	\$0.00	\$0.00	\$30,944.00
		<u>\$161,167.50</u>	<u>\$192,111.50</u>	<u>\$161,167.50</u>	<u>\$161,167.50</u>	<u>\$161,167.50</u>	<u>\$161,167.50</u>	<u>\$997,949.00</u>
EXPENSES:	減: 支出							
APPORTIONMENT OF GARDENS EXPENSES	公共費用之分攤	\$73,765.44	\$86,297.67	\$72,446.81	\$74,659.05	\$76,360.94	\$91,839.84	\$475,369.75
AUDITORS REMUNERATION	核數費	\$0.00	\$0.00	\$0.00	\$0.00	\$0.00	\$0.00	\$0.00
CONSULTING FEE	諮詢費	\$0.00	\$0.00	\$0.00	\$0.00	\$0.00	\$0.00	\$0.00
CLEANING EXPENSES	清潔費	\$9,370.00	\$9,370.00	\$9,370.00	\$9,370.00	\$10,203.00	\$9,370.00	\$57,053.00
DEBRIS REMOVAL CHARGES	清泥頭費	\$0.00	\$0.00	\$0.00	\$0.00	\$0.00	\$0.00	\$0.00
ELECTRICITY	電費	\$6,054.00	\$7,765.00	\$6,189.00	\$7,670.00	\$7,444.00	\$9,549.00	\$44,671.00
FESTIVAL DECORATION EXPENSES	節日裝飾	\$58.00	\$0.00	\$475.00	\$0.00	\$0.00	\$0.00	\$533.00
FURNITURE, FIXTURES & EQUIPMENT	屋苑設備	\$0.00	\$0.00	\$0.00	\$0.00	\$0.00	\$0.00	\$0.00
LEGAL FEE	訴訟費	\$0.00	\$0.00	\$0.00	\$0.00	\$0.00	\$0.00	\$0.00
MAINTENANCE, REPAIR & INSTALLATION	保養維修							
CONCRETE AND SCAFFOLDING	外牆維修及搭棚	\$0.00	\$0.00	\$0.00	\$0.00	\$4,202.00	\$0.00	\$4,202.00
DRAINAGE, ELECTRICALS & PUMPS	水電保養維修	\$819.83	\$4,850.00	\$80.00	\$940.00	\$31.00	\$411.00	\$7,131.83
SECURITY SYSTEM / SMATV. SYM	保安系統/衛星電視	\$1,780.00	\$280.00	\$280.00	\$280.00	\$280.00	\$280.00	\$3,180.00
FIRE FIGHTING SYSTEM	消防保養	\$0.00	\$0.00	\$0.00	\$0.00	\$0.00	\$700.00	\$700.00
LIFTS	升降機	\$7,740.00	\$7,740.00	\$7,740.00	\$7,740.00	\$7,740.00	\$7,740.00	\$46,440.00
MANAGER'S REMUNERATION 4%	管理酬金 4%	\$2,776.05	\$2,942.23	\$2,714.99	\$2,785.33	\$2,938.03	\$2,864.03	\$17,020.66
MAINTENANCE FUND 11%	維修基金 11%	\$7,634.14	\$8,091.14	\$7,466.23	\$7,659.65	\$8,079.59	\$7,876.09	\$46,806.84
SECURITY GUARD SERVICE CHARGES	保安費	\$42,778.00	\$42,778.00	\$42,778.00	\$42,778.00	\$42,778.00	\$42,778.00	\$256,668.00
PRINTING AND STATIONERY	印刷及廣告費	\$23.20	\$0.00	\$0.00	\$0.00	\$0.00	\$0.00	\$23.20
SUNDRY EXPENSES	什項支出	\$620.20	\$614.80	\$804.80	\$614.80	\$614.80	\$614.80	\$3,884.20
TRAVELLING	交通費	\$0.00	\$0.00	\$0.00	\$0.00	\$0.00	\$0.00	\$0.00
TELEPHONE	電話費	\$158.00	\$158.00	\$158.00	\$158.00	\$158.00	\$158.00	\$948.00
WATER FEE	水費	\$0.00	\$0.00	\$0.00	\$82.40	\$0.00	\$0.00	\$82.40
TOTAL EXPENSES	總支出	<u>\$153,576.86</u>	<u>\$170,886.84</u>	<u>\$150,502.83</u>	<u>\$154,737.23</u>	<u>\$160,829.36</u>	<u>\$174,180.76</u>	<u>\$964,713.88</u>
SURPLUS / (DEFICIT) FOR THE PERIOD	本期盈餘/(赤字)	\$7,590.64	\$21,224.66	\$10,664.67	\$6,430.27	\$338.14	(\$13,013.26)	\$33,235.12
SURPLUS / (DEFICIT) B/F	承上結存	\$111,396.59	\$118,987.23	\$140,211.89	\$150,876.56	\$157,306.83	\$157,644.97	\$111,396.59
ADJ ON SURPLUS / (DEFICIT) for Yr.2012-20	2012-20年盈餘/(赤字) 調整	\$0.00	\$0.00	\$0.00	\$0.00	\$0.00	\$78,430.85	\$78,430.85
ACCUM.SURPLUS / (DEFICIT) C/F	累積盈餘/(赤字)	<u>\$118,987.23</u>	<u>\$140,211.89</u>	<u>\$150,876.56</u>	<u>\$157,306.83</u>	<u>\$157,644.97</u>	<u>\$223,062.56</u>	<u>\$223,062.56</u>



T.L.60
HONG KONG GARDENS - BLOCK 17 豪景花園 第十七座
STATEMENT OF COMPREHENSIVE INCOME 收支報告表
(FORMERLY KNOWN AS INCOME & EXPENDITURE ACCOUNT)

		Jan-21 (一月)	Feb-21 (二月)	Mar-21 (三月)	Apr-21 (四月)	May-21 (五月)	Jun-21 (六月)	1-6/2021 TOTAL總計
INCOME:	收入							
MANAGEMENT FEE RECEIVED	管理費收入	\$169,070.00	\$169,070.00	\$169,070.00	\$169,070.00	\$169,070.00	\$169,070.00	\$1,014,420.00
LESS: SINKING FUND	減: 儲備基金	(\$8,453.50)	(\$8,453.50)	(\$8,453.50)	(\$8,453.50)	(\$8,453.50)	(\$8,453.50)	(\$50,721.00)
LESS: PROVISION FOR BAD DEBT - M.F.	管理費壞賬撥備	\$0.00	\$0.00	\$0.00	\$0.00	\$0.00	\$0.00	\$0.00
ADD: BAD DEBT (M.F.) WRITTEN BACK	收回管理費壞賬	\$0.00	\$0.00	\$0.00	\$0.00	\$0.00	\$0.00	\$0.00
INSURANCE AND OTHER COMPENSATION	保險及其他賠償	\$0.00	\$0.00	\$0.00	\$0.00	\$0.00	\$0.00	\$0.00
LEGAL FEE RECOVERED	訴訟費收入	\$0.00	\$0.00	\$0.00	\$0.00	\$0.00	\$0.00	\$0.00
INTEREST INCOME	利息收入	\$0.00	\$0.00	\$0.00	\$0.00	\$0.00	\$0.00	\$0.00
SUNDRY INCOME	什項收入	\$0.00	\$30,944.00	\$0.00	\$0.00	\$0.00	\$0.00	\$30,944.00
		\$160,616.50	\$191,560.50	\$160,616.50	\$160,616.50	\$160,616.50	\$160,616.50	\$994,643.00
EXPENSES:	減: 支出							
APPORTIONMENT OF GARDENS EXPENSES	公共費用之分攤	\$73,765.44	\$86,297.67	\$72,446.81	\$74,659.05	\$76,360.94	\$91,839.84	\$475,369.75
AUDITORS REMUNERATION	核數費	\$0.00	\$0.00	\$0.00	\$0.00	\$0.00	\$0.00	\$0.00
CONSULTING FEE	諮詢費	\$0.00	\$0.00	\$0.00	\$0.00	\$0.00	\$0.00	\$0.00
CLEANING EXPENSES	清潔費	\$9,370.00	\$9,370.00	\$9,370.00	\$9,370.00	\$10,203.00	\$9,370.00	\$57,053.00
DEBRIS REMOVAL CHARGES	清泥頭費	\$0.00	\$0.00	\$0.00	\$0.00	\$0.00	\$0.00	\$0.00
ELECTRICITY	電費	\$7,038.00	\$9,014.00	\$7,082.00	\$8,357.00	\$8,333.00	\$10,375.00	\$50,199.00
FESTIVAL DECORATION EXPENSES	節日裝飾	\$0.00	\$0.00	\$475.00	\$0.00	\$0.00	\$0.00	\$475.00
FURNITURE, FIXTURES & EQUIPMENT	屋苑設備	\$0.00	\$0.00	\$0.00	\$0.00	\$0.00	\$0.00	\$0.00
LEGAL FEE	訴訟費	\$0.00	\$0.00	\$0.00	\$0.00	\$0.00	\$0.00	\$0.00
MAINTENANCE, REPAIR & INSTALLATION	保養維修							
CONCRETE AND SCAFFOLDING	外牆維修及搭棚	\$0.00	\$0.00	\$0.00	\$6,300.00	\$0.00	\$4,802.00	\$11,102.00
DRAINAGE, ELECTRICALS & PUMPS	水電保養維修	\$578.34	\$1,850.00	\$260.00	\$1,004.00	\$20.00	\$443.00	\$4,155.34
SECURITY SYSTEM / SMATV. SYM	保安系統/衛星電視	\$1,780.00	\$280.00	\$280.00	\$280.00	\$280.00	\$280.00	\$3,180.00
FIRE FIGHTING SYSTEM	消防保養	\$0.00	\$0.00	\$0.00	\$0.00	\$0.00	\$700.00	\$700.00
LIFTS	升降機	\$7,740.00	\$7,740.00	\$7,740.00	\$7,740.00	\$7,740.00	\$7,740.00	\$46,440.00
MANAGER'S REMUNERATION 4%	管理酬金 4%	\$2,803.43	\$2,872.19	\$2,750.31	\$3,067.07	\$2,805.07	\$3,090.43	\$17,388.50
MAINTENANCE FUND 11%	維修基金 11%	\$7,709.43	\$7,898.53	\$7,563.36	\$8,434.45	\$7,713.95	\$8,498.69	\$47,818.41
SECURITY GUARD SERVICE CHARGES	保安費	\$42,778.00	\$42,778.00	\$42,778.00	\$42,778.00	\$42,778.00	\$42,778.00	\$256,668.00
PRINTING AND STATIONERY	印刷及廣告費	\$23.20	\$0.00	\$0.00	\$0.00	\$0.00	\$0.00	\$23.20
SUNDRY EXPENSES	什項支出	\$620.20	\$614.80	\$614.80	\$614.80	\$614.80	\$614.80	\$3,694.20
TELEPHONE	電話費	\$158.00	\$158.00	\$158.00	\$158.00	\$158.00	\$158.00	\$948.00
WATER FEE	水費	\$0.00	\$0.00	\$0.00	\$75.00	\$0.00	\$0.00	\$75.00
TOTAL EXPENSES	總支出	\$154,364.04	\$168,873.19	\$151,518.28	\$162,837.37	\$157,006.76	\$180,689.76	\$975,289.40
SURPLUS / (DEFICIT) FOR THE PERIOD	本期盈餘/(赤字)	\$6,252.46	\$22,687.31	\$9,098.22	(\$2,220.87)	\$3,609.74	(\$20,073.26)	\$19,353.60
SURPLUS / (DEFICIT) B/F	承上結存	(\$101,745.30)	(\$95,492.84)	(\$72,805.53)	(\$63,707.31)	(\$65,928.18)	(\$62,318.44)	(\$101,745.30)
ADJ ON SURPLUS / (DEFICIT) for Yr.2012-20	2012-20年盈餘/(赤字) 調整	\$0.00	\$0.00	\$0.00	\$0.00	\$0.00	\$102,522.00	\$102,522.00
ACCUM.SURPLUS / (DEFICIT) C/F	累積盈餘/(赤字)	(\$95,492.84)	(\$72,805.53)	(\$63,707.31)	(\$65,928.18)	(\$62,318.44)	\$20,130.30	\$20,130.30

備註: 2021年6月份財務收支報告已就2012年9月至2016年5月會計師事務所入賬誤差作出調整及包括2012年至2014年之核數調整



T.L.60
HONG KONG GARDENS - BLOCK 18 豪景花園 第十八座
STATEMENT OF COMPREHENSIVE INCOME 收支報告表
(FORMERLY KNOWN AS INCOME & EXPENDITURE ACCOUNT)

		Jan-21 (一月)	Feb-21 (二月)	Mar-21 (三月)	Apr-21 (四月)	May-21 (五月)	Jun-21 (六月)	1-6/2021 TOTAL總計
INCOME:	收入							
MANAGEMENT FEE RECEIVED	管理費收入	\$173,420.00	\$173,420.00	\$173,420.00	\$173,420.00	\$173,420.00	\$173,420.00	\$1,040,520.00
LESS: SINKING FUND	減: 儲備基金	(\$8,671.00)	(\$8,671.00)	(\$8,671.00)	(\$8,671.00)	(\$8,671.00)	(\$8,671.00)	(\$52,026.00)
INSURANCE AND OTHER COMPENSATION	保險及其他賠償	\$0.00	\$0.00	\$0.00	\$0.00	\$220.00	\$0.00	\$220.00
LEGAL FEE RECOVERED	訴訟費收入	\$0.00	\$0.00	\$0.00	\$0.00	\$0.00	\$0.00	\$0.00
INTEREST INCOME	利息收入	\$0.00	\$0.00	\$0.00	\$0.00	\$0.00	\$0.00	\$0.00
SUNDRY INCOME	什項收入	\$0.00	\$31,039.60	\$0.00	\$300.00	\$100.00	\$0.00	\$31,439.60
		<u>\$164,749.00</u>	<u>\$195,788.60</u>	<u>\$164,749.00</u>	<u>\$165,049.00</u>	<u>\$165,069.00</u>	<u>\$164,749.00</u>	<u>\$1,020,153.60</u>
EXPENSES:	減: 支出							
APPORTIONMENT OF GARDENS EXPENSES	公共費用之分攤	\$73,765.44	\$86,297.67	\$72,446.81	\$74,659.05	\$76,360.94	\$91,839.84	\$475,369.75
AUDITORS REMUNERATION	核數費	\$0.00	\$0.00	\$0.00	\$0.00	\$0.00	\$0.00	\$0.00
CONSULTING FEE	諮詢費	\$0.00	\$0.00	\$0.00	\$0.00	\$0.00	\$0.00	\$0.00
CLEANING EXPENSES	清潔費	\$9,370.00	\$9,370.00	\$9,370.00	\$9,370.00	\$11,036.00	\$9,370.00	\$57,886.00
DEBRIS REMOVAL CHARGES	清泥頭費	\$0.00	\$0.00	\$0.00	\$0.00	\$0.00	\$0.00	\$0.00
ELECTRICITY	電費	\$7,344.00	\$9,216.00	\$7,286.00	\$8,914.00	\$8,735.00	\$10,962.00	\$52,457.00
FESTIVAL DECORATION EXPENSES	節日裝飾	\$58.00	\$0.00	\$475.00	\$0.00	\$0.00	\$0.00	\$533.00
FURNITURE, FIXTURES & EQUIPMENT	屋苑設備	\$0.00	\$0.00	\$0.00	\$0.00	\$0.00	\$0.00	\$0.00
LEGAL FEE	訴訟費	\$0.00	\$0.00	\$0.00	\$0.00	\$0.00	\$0.00	\$0.00
MAINTENANCE, REPAIR & INSTALLATION	保養維修							
CONCRETE AND SCAFFOLDING	外牆維修及搭棚	\$0.00	\$0.00	\$0.00	\$0.00	\$0.00	\$0.00	\$0.00
DRAINAGE, ELECTRICALS & PUMPS	水電保養維修	\$1,743.11	\$1,884.00	\$3,190.00	\$1,422.00	\$37.00	\$4,433.00	\$12,709.11
SECURITY SYSTEM / SMATV. SYM	保安系統/衛星電視	\$1,780.00	\$280.00	\$280.00	\$280.00	\$280.00	\$280.00	\$3,180.00
FIRE FIGHTING SYSTEM	消防保養	\$0.00	\$0.00	\$0.00	\$0.00	\$0.00	\$700.00	\$700.00
LIFTS	升降機	\$7,740.00	\$7,740.00	\$7,740.00	\$7,740.00	\$7,740.00	\$7,740.00	\$46,440.00
MANAGER'S REMUNERATION 4%	管理酬金 4%	\$2,864.58	\$2,881.63	\$2,875.67	\$2,854.30	\$2,858.49	\$3,081.43	\$17,416.10
MAINTENANCE FUND 11%	維修基金 11%	\$7,877.60	\$7,924.49	\$7,908.10	\$7,849.33	\$7,860.85	\$8,473.94	\$47,894.31
PRINTING AND STATIONERY	印刷及廣告費	\$23.20	\$0.00	\$0.00	\$0.00	\$0.00	\$0.00	\$23.20
SECURITY GUARD SERVICE CHARGES	保安費	\$42,778.00	\$42,778.00	\$42,778.00	\$42,778.00	\$42,778.00	\$42,778.00	\$256,668.00
SUNDRY EXPENSES	什項支出	\$620.20	\$614.80	\$614.80	\$614.80	\$698.29	\$614.80	\$3,777.69
TELEPHONE	電話費	\$158.00	\$158.00	\$158.00	\$158.00	\$158.00	\$158.00	\$948.00
WATER FEE	水費	\$0.00	\$0.00	\$0.00	\$80.70	\$0.00	\$0.00	\$80.70
TOTAL EXPENSES	總支出	<u>\$156,122.13</u>	<u>\$169,144.59</u>	<u>\$155,122.38</u>	<u>\$156,720.18</u>	<u>\$158,542.57</u>	<u>\$180,431.01</u>	<u>\$976,082.86</u>
SURPLUS / (DEFICIT) FOR THE PERIOD	本期盈餘/(赤字)	\$8,626.87	\$26,644.01	\$9,626.62	\$8,328.82	\$6,526.43	(\$15,682.01)	\$44,070.74
SURPLUS / (DEFICIT) B/F	承上結存	\$493,544.82	\$502,171.69	\$528,815.70	\$538,442.32	\$546,771.14	\$553,297.57	\$493,544.82
ADJ ON SURPLUS / (DEFICIT) for Yr.2012-20	2012-20年盈餘/(赤字) 調整	\$0.00	\$0.00	\$0.00	\$0.00	\$0.00	\$84,680.97	\$84,680.97
ACCUM.SURPLUS / (DEFICIT) C/F	累積盈餘/(赤字)	<u>\$502,171.69</u>	<u>\$528,815.70</u>	<u>\$538,442.32</u>	<u>\$546,771.14</u>	<u>\$553,297.57</u>	<u>\$622,296.53</u>	<u>\$622,296.53</u>

備註: 2021年6月份財務收支報告已就2012年9月至2016年5月會計師事務所人賬誤差作出調整及包括2012年至2014年之核數調整



T.L.60
HONG KONG GARDENS - BLOCK 19 豪景花園 第十九座
STATEMENT OF COMPREHENSIVE INCOME 收支報告表
(FORMERLY KNOWN AS INCOME & EXPENDITURE ACCOUNT)

		Jan-21 (一月)	Feb-21 (二月)	Mar-21 (三月)	Apr-21 (四月)	May-21 (五月)	Jun-21 (六月)	1-6/2021 TOTAL總計
INCOME:	收入							
MANAGEMENT FEE RECEIVED	管理費收入	\$158,050.00	\$158,050.00	\$158,050.00	\$158,050.00	\$158,050.00	\$158,050.00	\$948,300.00
LESS: SINKING FUND	減：儲備基金	(\$7,902.50)	(\$7,902.50)	(\$7,902.50)	(\$7,902.50)	(\$7,902.50)	(\$7,902.50)	(\$47,415.00)
LESS: PROVISION FOR BAD DEBT - M.F.	管理費壞賬撥備	\$0.00	\$0.00	\$0.00	\$0.00	\$0.00	\$0.00	\$0.00
INSURANCE AND OTHER COMPENSATION	保險及其他賠償	\$0.00	\$0.00	\$0.00	\$0.00	\$0.00	\$0.00	\$0.00
LEGAL FEE RECOVERED	訴訟費收入	\$0.00	\$0.00	\$0.00	\$0.00	\$0.00	\$0.00	\$0.00
INTEREST INCOME	利息收入	\$0.00	\$0.00	\$0.00	\$0.00	\$0.00	\$0.00	\$0.00
SUNDRY INCOME	什項收入	\$0.00	\$30,944.00	\$0.00	\$0.00	\$0.00	\$0.00	\$30,944.00
		<u>\$150,147.50</u>	<u>\$181,091.50</u>	<u>\$150,147.50</u>	<u>\$150,147.50</u>	<u>\$150,147.50</u>	<u>\$150,147.50</u>	<u>\$931,829.00</u>
EXPENSES:	減：支出							
APPORTIONMENT OF GARDENS EXPENSES	公共費用之分攤	\$73,765.44	\$86,297.67	\$72,446.81	\$74,659.05	\$76,360.94	\$91,839.84	\$475,369.75
AUDITORS REMUNERATION	核數費	\$0.00	\$0.00	\$0.00	\$0.00	\$0.00	\$0.00	\$0.00
CONSULTING FEE	諮詢費	\$0.00	\$0.00	\$0.00	\$0.00	\$0.00	\$0.00	\$0.00
CLEANING EXPENSES	清潔費	\$9,370.00	\$9,370.00	\$9,370.00	\$10,199.82	\$9,370.00	\$9,370.00	\$57,049.82
DEBRIS REMOVAL CHARGES	清泥頭費	\$0.00	\$0.00	\$0.00	\$0.00	\$0.00	\$0.00	\$0.00
ELECTRICITY	電費	\$8,351.00	\$9,901.00	\$8,241.00	\$9,632.00	\$9,007.00	\$11,755.00	\$56,887.00
FESTIVAL DECORATION EXPENSES	節日裝飾	\$0.00	\$0.00	\$475.00	\$0.00	\$0.00	\$0.00	\$475.00
FURNITURE, FIXTURES & EQUIPMENT	屋苑設備	\$0.00	\$0.00	\$0.00	\$0.00	\$0.00	\$0.00	\$0.00
INSURANCE	保險費	\$0.00	\$0.00	\$0.00	\$0.00	\$0.00	\$0.00	\$0.00
GARDENING EXPENSES	園藝種植	\$0.00	\$0.00	\$0.00	\$0.00	\$0.00	\$0.00	\$0.00
LEGAL FEE	訴訟費	\$0.00	\$0.00	\$0.00	\$850.00	\$0.00	\$0.00	\$850.00
MAINTENANCE, REPAIR & INSTALLATION	保養維修							
CONCRETE AND SCAFFOLDING	外牆維修及搭棚	\$0.00	\$0.00	\$0.00	\$0.00	\$0.00	\$3,000.00	\$3,000.00
DRAINAGE, ELECTRICALS & PUMPS	水電保養維修	\$538.85	\$1,840.00	\$80.00	\$9,930.00	\$83.10	\$6,358.00	\$18,829.95
SECURITY SYSTEM / SMATV. SYM	保安系統/衛星電視	\$2,080.00	\$280.00	\$280.00	\$280.00	\$280.00	\$280.00	\$3,480.00
FIRE FIGHTING SYSTEM	消防保養	\$0.00	\$0.00	\$0.00	\$0.00	\$0.00	\$700.00	\$700.00
LIFTS	升降機	\$9,540.00	\$9,540.00	\$9,540.00	\$9,540.00	\$9,540.00	\$9,540.00	\$57,240.00
MANAGER'S REMUNERATION 4%	管理酬金 4%	\$2,938.37	\$2,979.27	\$2,861.47	\$3,369.20	\$2,873.24	\$3,382.15	\$18,403.70
MAINTENANCE FUND 11%	維修基金 11%	\$8,080.52	\$8,193.00	\$7,869.05	\$9,265.31	\$7,901.40	\$9,300.92	\$50,610.20
SECURITY GUARD SERVICE CHARGES	保安費	\$42,778.00	\$42,778.00	\$42,778.00	\$42,778.00	\$42,778.00	\$42,778.00	\$256,668.00
PRINTING AND STATIONERY	印刷及廣告費	\$23.20	\$0.00	\$0.00	\$0.00	\$0.00	\$0.00	\$23.20
SALARIES	薪金	\$0.00	\$0.00	\$0.00	\$0.00	\$0.00	\$0.00	\$0.00
MPF CONTRIBUTION	強積金	\$0.00	\$0.00	\$0.00	\$0.00	\$0.00	\$0.00	\$0.00
SUNDRY EXPENSES	什項支出	\$620.20	\$614.80	\$614.80	\$614.80	\$614.80	\$614.80	\$3,694.20
UNIFORM	制服費	\$0.00	\$0.00	\$0.00	\$0.00	\$0.00	\$0.00	\$0.00
TELEPHONE	電話費	\$158.00	\$158.00	\$158.00	\$158.00	\$158.00	\$158.00	\$948.00
WATER FEE	水費	\$0.00	\$0.00	\$0.00	\$247.50	\$0.00	\$0.00	\$247.50
TOTAL EXPENSES	總支出	<u>\$158,243.58</u>	<u>\$171,951.74</u>	<u>\$154,714.13</u>	<u>\$171,523.68</u>	<u>\$158,966.48</u>	<u>\$189,076.71</u>	<u>\$1,004,476.32</u>
SURPLUS / (DEFICIT) FOR THE PERIOD	本期盈餘/(赤字)	(\$8,096.08)	\$9,139.76	(\$4,566.63)	(\$21,376.18)	(\$8,818.98)	(\$38,929.21)	(\$72,647.32)
SURPLUS / (DEFICIT) B/F	承上結存	(\$61,302.42)	(\$69,398.50)	(\$60,258.74)	(\$64,825.37)	(\$86,201.55)	(\$95,020.53)	(\$61,302.42)
ADJ ON SURPLUS / (DEFICIT) for Yr.2012-20	2012-20年盈餘/(赤字) 調整	\$0.00	\$0.00	\$0.00	\$0.00	\$0.00	\$117,645.91	\$117,645.91
ACCUM.SURPLUS / (DEFICIT) C/F	累積盈餘/(赤字)	<u>(\$69,398.50)</u>	<u>(\$60,258.74)</u>	<u>(\$64,825.37)</u>	<u>(\$86,201.55)</u>	<u>(\$95,020.53)</u>	<u>(\$16,303.83)</u>	<u>(\$16,303.83)</u>

備註：2021年6月份財務收支報告已就2012年9月至2016年5月會計師事務所人賬誤差作出調整及包括2012年至2014年之核數調整



T.L.60
HONG KONG GARDENS - BLOCK 20 豪景花園 第二十座
STATEMENT OF COMPREHENSIVE INCOME 收支報告表
(FORMERLY KNOWN AS INCOME & EXPENDITURE ACCOUNT)

		Jan-21 (一月)	Feb-21 (二月)	Mar-21 (三月)	Apr-21 (四月)	May-21 (五月)	Jun-21 (六月)	1-6/2021 TOTAL總計
INCOME:	收入							
MANAGEMENT FEE RECEIVED	管理費收入	\$158,050.00	\$158,050.00	\$158,050.00	\$158,050.00	\$158,050.00	\$158,050.00	\$948,300.00
LESS: SINKING FUND	減：儲備基金	(\$7,902.50)	(\$7,902.50)	(\$7,902.50)	(\$7,902.50)	(\$7,902.50)	(\$7,902.50)	(\$47,415.00)
LESS: PROVISION FOR BAD DEBT - M.F.	管理費壞賬撥備	\$0.00	\$0.00	\$0.00	\$0.00	\$0.00	\$0.00	\$0.00
ADD: BAD DEBT (M.F.) WRITTEN BACK	收回管理費壞賬	\$0.00	\$0.00	\$0.00	\$0.00	\$0.00	\$0.00	\$0.00
INSURANCE AND OTHER COMPENSATION	保險及其他賠償	\$0.00	\$0.00	\$0.00	\$0.00	\$0.00	\$0.00	\$0.00
LEGAL FEE RECOVERED	訴訟費收入	\$0.00	\$0.00	\$0.00	\$0.00	\$0.00	\$0.00	\$0.00
INTEREST INCOME	利息收入	\$0.00	\$0.00	\$0.00	\$0.00	\$0.00	\$0.00	\$0.00
SUNDRY INCOME	什項收入	\$0.00	\$30,944.00	\$0.00	\$0.00	\$0.00	\$0.00	\$30,944.00
		\$150,147.50	\$181,091.50	\$150,147.50	\$150,147.50	\$150,147.50	\$150,147.50	\$931,829.00
EXPENSES:	減：支出							
APPORTIONMENT OF GARDENS EXPENSES	公共費用之分攤	\$73,765.44	\$86,297.67	\$72,446.81	\$74,659.05	\$76,360.94	\$91,839.84	\$475,369.75
AUDITORS REMUNERATION	核數費	\$0.00	\$0.00	\$0.00	\$0.00	\$0.00	\$0.00	\$0.00
CONSULTING FEE	諮詢費	\$0.00	\$0.00	\$0.00	\$0.00	\$0.00	\$0.00	\$0.00
CLEANING EXPENSES	清潔費	\$9,370.00	\$9,370.00	\$9,370.00	\$10,199.85	\$9,370.00	\$9,370.00	\$57,049.85
DEBRIS REMOVAL CHARGES	清泥頭費	\$0.00	\$0.00	\$0.00	\$0.00	\$0.00	\$0.00	\$0.00
ELECTRICITY	電費	\$8,503.00	\$9,838.00	\$8,431.00	\$9,822.00	\$9,371.00	\$11,822.00	\$57,787.00
FESTIVAL DECORATION EXPENSES	節日裝飾	\$0.00	\$0.00	\$475.00	\$0.00	\$0.00	\$0.00	\$475.00
FURNITURE, FIXTURES & EQUIPMENT	屋苑設備	\$0.00	\$0.00	\$0.00	\$0.00	\$0.00	\$0.00	\$0.00
INSURANCE	保險費	\$0.00	\$0.00	\$0.00	\$0.00	\$0.00	\$0.00	\$0.00
GARDENING EXPENSES	園藝種植	\$0.00	\$0.00	\$0.00	\$0.00	\$0.00	\$0.00	\$0.00
LEGAL FEE	訴訟費	\$0.00	\$0.00	\$0.00	\$0.00	\$0.00	\$0.00	\$0.00
MAINTENANCE, REPAIR & INSTALLATION	保養維修							
CONCRETE AND SCAFFOLDING	外牆維修及搭棚	\$0.00	\$0.00	\$0.00	\$0.00	\$0.00	\$6,740.00	\$6,740.00
DRAINAGE, ELECTRICALS & PUMPS	水電保養維修	\$57.85	\$1,850.00	\$152.00	\$960.00	\$74.10	\$466.00	\$3,559.95
SECURITY SYSTEM / SMATV. SYM	保安系統/衛星電視	\$2,080.00	\$280.00	\$280.00	\$280.00	\$280.00	\$280.00	\$3,480.00
FIRE FIGHTING SYSTEM	消防保養	\$0.00	\$0.00	\$0.00	\$0.00	\$0.00	\$700.00	\$700.00
LIFTS	升降機	\$9,540.00	\$9,540.00	\$9,540.00	\$9,540.00	\$9,540.00	\$9,540.00	\$57,240.00
MANAGER'S REMUNERATION 4%	管理酬金 4%	\$2,925.21	\$2,977.15	\$2,871.95	\$3,000.66	\$2,887.44	\$3,298.75	\$17,961.16
MAINTENANCE FUND 11%	維修基金 11%	\$8,044.33	\$8,187.17	\$7,897.87	\$8,251.81	\$7,940.45	\$9,071.57	\$49,393.20
SECURITY GUARD SERVICE CHARGES	保安費	\$42,778.00	\$42,778.00	\$42,778.00	\$42,778.00	\$42,778.00	\$42,778.00	\$256,668.00
PRINTING AND STATIONERY	印刷及廣告費	\$23.20	\$0.00	\$0.00	\$0.00	\$0.00	\$0.00	\$23.20
SALARIES	薪金	\$0.00	\$0.00	\$0.00	\$0.00	\$0.00	\$0.00	\$0.00
MPF CONTRIBUTION	強積金	\$0.00	\$0.00	\$0.00	\$0.00	\$0.00	\$0.00	\$0.00
SUNDRY EXPENSES	什項支出	\$620.20	\$614.80	\$614.80	\$614.80	\$614.80	\$614.80	\$3,694.20
UNIFORM	制服費	\$0.00	\$0.00	\$0.00	\$0.00	\$0.00	\$0.00	\$0.00
TELEPHONE	電話費	\$158.00	\$158.00	\$158.00	\$158.00	\$158.00	\$158.00	\$948.00
WATER FEE	水費	\$0.00	\$0.00	\$0.00	\$663.80	\$0.00	\$0.00	\$663.80
TOTAL EXPENSES	總支出	\$157,865.23	\$171,890.79	\$155,015.43	\$160,927.97	\$159,374.73	\$186,678.96	\$991,753.11
SURPLUS / (DEFICIT) FOR THE PERIOD	本期盈餘/(赤字)	(\$7,717.73)	\$9,200.71	(\$4,867.93)	(\$10,780.47)	(\$9,227.23)	(\$36,531.46)	(\$59,924.11)
SURPLUS / (DEFICIT) B/F	承上結存	(\$435,542.19)	(\$443,259.92)	(\$434,059.21)	(\$438,927.14)	(\$449,707.61)	(\$458,934.84)	(\$435,542.19)
ADJ ON SURPLUS / (DEFICIT) for Yr.2012-20	2012-20年盈餘/(赤字) 調整	\$0.00	\$0.00	\$0.00	\$0.00	\$0.00	\$109,020.66	\$109,020.66
ACCUM.SURPLUS / (DEFICIT) C/F	累積盈餘/(赤字)	(\$443,259.92)	(\$434,059.21)	(\$438,927.14)	(\$449,707.61)	(\$458,934.84)	(\$386,445.64)	(\$386,445.64)

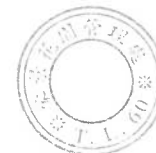
備註：2021年6月份財務收支報告已就2012年9月至2016年5月會計師事務所人賬誤差作出調整及包括2012年至2014年之核數調整



T.L.60
HONG KONG GARDENS - BLOCK 21 豪景花園二十一座
STATEMENT OF COMPREHENSIVE INCOME 收支報告表
(FORMERLY KNOWN AS INCOME & EXPENDITURE ACCOUNT)

		Jan-21 (一月)	Feb-21 (二月)	Mar-21 (三月)	Apr-21 (四月)	May-21 (五月)	Jun-21 (六月)	1-6/2021 TOTAL 總計
INCOME:	收入							
MANAGEMENT FEE RECEIVED	管理費收入	\$193,662.00	\$193,662.00	\$193,662.00	\$193,662.00	\$193,662.00	\$193,662.00	\$1,161,972.00
LESS: SINKING FUND	減：儲備基金	(\$9,683.10)	(\$9,683.10)	(\$9,683.10)	(\$9,683.10)	(\$9,683.10)	(\$9,683.10)	(\$58,098.60)
LESS: PROVISION FOR BAD DEBT - M.F.	管理費壞賬撥備	\$0.00	\$0.00	\$0.00	\$0.00	\$0.00	\$0.00	\$0.00
ADD: BAD DEBT (M.F.) WRITTEN BACK	收回管理費壞賬	\$0.00	\$0.00	\$0.00	\$0.00	\$0.00	\$0.00	\$0.00
INSURANCE AND OTHER COMPENSATION	保險及其他賠償	\$0.00	\$0.00	\$0.00	\$0.00	\$0.00	\$0.00	\$0.00
LEGAL FEE RECOVERED	訴訟費收入	\$0.00	\$0.00	\$0.00	\$0.00	\$0.00	\$0.00	\$0.00
INTEREST INCOME	利息收入	\$0.00	\$0.00	\$0.00	\$0.00	\$0.00	\$0.00	\$0.00
SUNDRY INCOME	什項收入	\$0.00	\$30,944.00	\$0.00	\$0.00	\$0.00	\$0.00	\$30,944.00
		\$183,978.90	\$214,922.90	\$183,978.90	\$183,978.90	\$183,978.90	\$183,978.90	\$1,134,817.40
EXPENSES:	減：支出							
APPORTIONMENT OF GARDENS EXPENSES	公共費用之分攤	\$73,765.44	\$86,297.67	\$72,446.81	\$74,659.05	\$76,360.94	\$91,839.84	\$475,369.75
AUDITORS REMUNERATION	核數費	\$0.00	\$0.00	\$0.00	\$0.00	\$0.00	\$0.00	\$0.00
CONSULTING FEE	諮詢費	\$0.00	\$0.00	\$0.00	\$0.00	\$0.00	\$0.00	\$0.00
CLEANING EXPENSES	清潔費	\$9,370.00	\$9,370.00	\$9,370.00	\$9,370.00	\$10,203.00	\$9,370.00	\$57,053.00
DEBRIS REMOVAL CHARGES	清泥頭費	\$0.00	\$0.00	\$0.00	\$0.00	\$0.00	\$0.00	\$0.00
FURNITURE, FIXTURES & EQUIPMENT	屋苑設備	\$0.00	\$0.00	\$0.00	\$0.00	\$0.00	\$0.00	\$0.00
GARDENING EXPENSES	園藝種植	\$0.00	\$0.00	\$0.00	\$0.00	\$0.00	\$0.00	\$0.00
ELECTRICITY	電費	\$8,058.00	\$9,636.76	\$7,867.69	\$9,173.00	\$8,645.00	\$11,242.00	\$54,622.45
FESTIVAL DECORATION EXPENSES	節日裝飾	\$0.00	\$0.00	\$475.00	\$0.00	\$0.00	\$0.00	\$475.00
INSURANCE	保險費	\$0.00	\$0.00	\$0.00	\$0.00	\$0.00	\$0.00	\$0.00
MAINTENANCE, REPAIR & INSTALLATION	保養維修							
CONCRETE AND SCAFFOLDING	外牆維修及搭棚	\$0.00	\$0.00	\$5,102.00	\$0.00	\$0.00	\$2,600.00	\$7,702.00
DRAINAGE, ELECTRICALS & PUMPS	水電保養維修	\$67.85	\$1,850.00	\$4,240.00	\$14,710.00	\$7,005.11	\$16,033.00	\$43,905.96
SECURITY SYSTEM / SMATV. SYM	保安系統/衛星電視	\$2,080.00	\$280.00	\$280.00	\$280.00	\$280.00	\$280.00	\$3,480.00
FIRE FIGHTING SYSTEM	消防保養	\$0.00	\$0.00	\$0.00	\$0.00	\$0.00	\$700.00	\$700.00
LIFTS	升降機	\$9,540.00	\$9,540.00	\$9,540.00	\$9,540.00	\$9,540.00	\$9,540.00	\$57,240.00
MANAGER'S REMUNERATION 4%	管理酬金 4%	\$2,907.85	\$2,969.14	\$3,217.06	\$3,469.86	\$3,169.00	\$3,732.67	\$19,465.58
MAINTENANCE FUND 11%	維修基金 11%	\$7,996.59	\$8,165.14	\$8,846.91	\$9,542.13	\$8,714.74	\$10,264.85	\$53,530.36
SECURITY GUARD SERVICE CHARGES	保安費	\$42,778.00	\$42,778.00	\$42,778.00	\$42,778.00	\$42,778.00	\$42,778.00	\$256,668.00
PRINTING AND STATIONERY	印刷及廣告費	\$23.20	\$0.00	\$0.00	\$0.00	\$0.00	\$0.00	\$23.20
SALARIES	薪金	\$0.00	\$0.00	\$0.00	\$0.00	\$0.00	\$0.00	\$0.00
MPF CONTRIBUTION	強積金	\$0.00	\$0.00	\$0.00	\$0.00	\$0.00	\$0.00	\$0.00
SUNDRY EXPENSES	什項支出	\$621.20	\$615.80	\$615.80	\$615.80	\$615.80	\$615.80	\$3,700.20
TRAVELLING	交通費	\$0.00	\$0.00	\$0.00	\$0.00	\$0.00	\$0.00	\$0.00
TELEPHONE	電話費	\$158.00	\$158.00	\$158.00	\$158.00	\$158.00	\$158.00	\$948.00
WATER FEE	水費	\$0.00	\$0.00	\$0.00	\$121.80	\$0.00	\$0.00	\$121.80
TOTAL EXPENSES	總支出	\$157,366.13	\$171,660.51	\$164,937.27	\$174,417.64	\$167,469.59	\$199,154.16	\$1,035,005.30
SURPLUS / (DEFICIT) FOR THE PERIOD	本期盈餘/(赤字)	\$26,612.77	\$43,262.39	\$19,041.63	\$9,561.26	\$16,509.31	(\$15,175.26)	\$99,812.10
SURPLUS / (DEFICIT) B/F	承上結存	\$1,265,324.41	\$1,291,937.18	\$1,335,199.57	\$1,354,241.20	\$1,363,802.46	\$1,380,311.77	\$1,265,324.41
ADJ ON SURPLUS / (DEFICIT) for Yr.2012-20	2012-20年盈餘/(赤字) 調整	\$0.00	\$0.00	\$0.00	\$0.00	\$0.00	\$100,444.96	\$100,444.96
ACCUM.SURPLUS / (DEFICIT) C/F	累積盈餘/(赤字)	\$1,291,937.18	\$1,335,199.57	\$1,354,241.20	\$1,363,802.46	\$1,380,311.77	\$1,465,581.47	\$1,465,581.47

備註：2021年6月份財務收支報告已就2012年9月至2016年5月會計師事務所人賬誤差作出調整及包括2012年至2014年之核數調整



T.L.60
HONG KONG GARDENS - BLOCK 22 豪景花園二十二座
STATEMENT OF COMPREHENSIVE INCOME 收支報告表
(FORMERLY KNOWN AS INCOME & EXPENDITURE ACCOUNT)

		Jan-21 (一月)	Feb-21 (二月)	Mar-21 (三月)	Apr-21 (四月)	May-21 (五月)	Jun-21 (六月)	1-6/2021 TOTAL總計
INCOME:	收入							
MANAGEMENT FEE RECEIVED	管理費收入	\$130,460.00	\$130,460.00	\$130,460.00	\$130,460.00	\$130,460.00	\$130,460.00	\$782,760.00
LESS: SINKING FUND	減：儲備基金	(\$6,523.00)	(\$6,523.00)	(\$6,523.00)	(\$6,523.00)	(\$6,523.00)	(\$6,523.00)	(\$39,138.00)
LESS: PROVISION FOR BAD DEBT - M.F.	管理費壞賬撥備	\$0.00	\$0.00	\$0.00	\$0.00	\$0.00	\$0.00	\$0.00
ADD: BAD DEBT (M.F.) WRITTEN BACK	收回管理費壞賬	\$0.00	\$0.00	\$0.00	\$0.00	\$0.00	\$0.00	\$0.00
INSURANCE AND OTHER COMPENSATION	保險及其他賠償	\$0.00	\$0.00	\$0.00	\$0.00	\$0.00	\$0.00	\$0.00
LEGAL FEE RECOVERED	訴訟費收入	\$0.00	\$0.00	\$0.00	\$0.00	\$0.00	\$0.00	\$0.00
INTEREST INCOME	利息收入	\$0.00	\$0.00	\$0.00	\$0.00	\$0.00	\$0.00	\$0.00
SUNDRY INCOME	什項收入	\$0.00	\$24,855.00	\$0.00	\$0.00	\$0.00	\$0.00	\$24,855.00
		\$123,937.00	\$148,792.00	\$123,937.00	\$123,937.00	\$123,937.00	\$123,937.00	\$768,477.00
EXPENSES:	減：支出							
APPORTIONMENT OF GARDENS EXPENSES	公共費用之分攤	\$59,251.76	\$69,318.21	\$58,192.57	\$59,969.54	\$61,336.58	\$73,769.93	\$381,838.59
AUDITORS REMUNERATION	核數費	\$0.00	\$0.00	\$0.00	\$0.00	\$0.00	\$0.00	\$0.00
CONSULTING FEE	諮詢費	\$0.00	\$0.00	\$0.00	\$0.00	\$0.00	\$0.00	\$0.00
CLEANING EXPENSES	清潔費	\$9,370.00	\$9,370.00	\$9,370.00	\$9,370.00	\$9,370.00	\$9,370.00	\$56,220.00
DEBRIS REMOVAL CHARGES	清泥頭費	\$0.00	\$0.00	\$0.00	\$0.00	\$0.00	\$0.00	\$0.00
ELECTRICITY	電費	\$6,070.00	\$7,241.00	\$5,645.00	\$7,147.00	\$7,455.00	\$9,082.00	\$42,640.00
FESTIVAL DECORATION EXPENSES	節日裝飾	\$0.00	\$0.00	\$475.00	\$0.00	\$0.00	\$0.00	\$475.00
FURNITURE, FIXTURES & EQUIPMENT	屋苑設備	\$0.00	\$0.00	\$0.00	\$0.00	\$0.00	\$0.00	\$0.00
LEGAL FEE	訴訟費	\$0.00	\$0.00	\$0.00	\$0.00	\$0.00	\$0.00	\$0.00
MAINTENANCE, REPAIR & INSTALLATION	保養維修							
CONCRETE AND SCAFFOLDING	外牆維修及搭棚	\$0.00	\$0.00	\$0.00	\$7,900.00	\$0.00	\$0.00	\$7,900.00
DRAINAGE, ELECTRICALS & PUMPS	水電保養維修	\$117.85	\$1,840.00	\$70.00	\$1,568.00	\$924.00	\$400.00	\$4,919.85
SECURITY SYSTEM / SMATV. SYM	保安系統/衛星電視	\$2,080.00	\$280.00	\$280.00	\$280.00	\$280.00	\$280.00	\$3,480.00
FIRE FIGHTING SYSTEM	消防保養	\$0.00	\$0.00	\$0.00	\$0.00	\$35,000.00	\$700.00	\$35,700.00
LIFTS	升降機	\$7,740.00	\$7,740.00	\$7,740.00	\$7,740.00	\$7,740.00	\$7,740.00	\$46,440.00
MANAGER'S REMUNERATION 4%	管理酬金 4%	\$2,742.45	\$2,791.24	\$2,669.97	\$3,086.97	\$4,157.53	\$2,834.15	\$18,282.31
MAINTENANCE FUND 11%	維修基金 11%	\$7,541.74	\$7,675.90	\$7,342.41	\$8,489.16	\$11,433.20	\$7,793.91	\$50,276.32
SECURITY GUARD SERVICE CHARGES	保安費	\$42,778.00	\$42,778.00	\$42,778.00	\$42,778.00	\$42,778.00	\$42,778.00	\$256,668.00
PRINTING AND STATIONERY	印刷及廣告費	\$8.80	\$0.00	\$0.00	\$0.00	\$0.00	\$0.00	\$8.80
SUNDRY EXPENSES	什項支出	\$238.60	\$233.20	\$233.20	\$233.20	\$233.20	\$233.20	\$1,404.60
TRAVELLING	交通費	\$0.00	\$0.00	\$0.00	\$0.00	\$0.00	\$0.00	\$0.00
TELEPHONE	電話費	\$158.00	\$158.00	\$158.00	\$158.00	\$158.00	\$158.00	\$948.00
WATER FEE	水費	\$0.00	\$140.70	\$0.00	\$0.00	\$0.00	\$112.50	\$253.20
TOTAL EXPENSES	總支出	\$138,097.20	\$149,566.25	\$134,954.15	\$148,719.87	\$180,865.51	\$155,251.69	\$907,454.67
SURPLUS / (DEFICIT) FOR THE PERIOD	本期盈餘/(赤字)	(\$14,160.20)	(\$774.25)	(\$11,017.15)	(\$24,782.87)	(\$56,928.51)	(\$31,314.69)	(\$138,977.67)
SURPLUS / (DEFICIT) B/F	承上結存	(\$542,536.94)	(\$556,697.14)	(\$557,471.39)	(\$568,488.54)	(\$593,271.41)	(\$650,199.92)	(\$542,536.94)
ADJ ON SURPLUS / (DEFICIT) for Yr.2012-20	2012-20年盈餘/(赤字) 調整	\$0.00	\$0.00	\$0.00	\$0.00	\$0.00	\$89,472.76	\$89,472.76
ACCUM.SURPLUS / (DEFICIT) C/F	累積盈餘/(赤字)	(\$556,697.14)	(\$557,471.39)	(\$568,488.54)	(\$593,271.41)	(\$650,199.92)	(\$592,041.85)	(\$592,041.85)

備註：2021年6月份財務收支報告已就2012年9月至2016年5月會計師事務所人賬誤差作出調整及包括2012年至2014年之核數調整



T.L.60

HONG KONG GARDENS - BLOCK 23 豪景花園二十三座
STATEMENT OF COMPREHENSIVE INCOME 收支報告表
(FORMERLY KNOWN AS INCOME & EXPENDITURE ACCOUNT)

		Jan-21 (一月)	Feb-21 (二月)	Mar-21 (三月)	Apr-21 (四月)	May-21 (五月)	Jun-21 (六月)	1-6/2021 TOTAL總計
INCOME:	收入							
MANAGEMENT FEE RECEIVED	管理費收入	\$124,530.00	\$124,530.00	\$124,530.00	\$124,530.00	\$124,530.00	\$124,530.00	\$747,180.00
LESS: SINKING FUND	減：儲備基金	(\$6,226.50)	(\$6,226.50)	(\$6,226.50)	(\$6,226.50)	(\$6,226.50)	(\$6,226.50)	(\$37,359.00)
LESS: PROVISION FOR BAD DEBT - M.F.	管理費壞賬撥備	\$0.00	\$0.00	\$0.00	\$0.00	\$0.00	\$0.00	\$0.00
ADD: BAD DEBT (M.F.)WRITTEN BACK	收回管理費壞賬	\$0.00	\$0.00	\$0.00	\$0.00	\$0.00	\$0.00	\$0.00
INSURANCE AND OTHER COMPENSATION	保險及其他賠償	\$0.00	\$0.00	\$0.00	\$0.00	\$0.00	\$0.00	\$0.00
LEGAL FEE RECOVERED	訴訟費收入	\$0.00	\$0.00	\$0.00	\$0.00	\$0.00	\$0.00	\$0.00
INTEREST INCOME	利息收入	\$0.00	\$0.00	\$0.00	\$0.00	\$0.00	\$0.00	\$0.00
SUNDRY INCOME	什項收入	\$0.00	\$23,726.00	\$0.00	\$0.00	\$0.00	\$0.00	\$23,726.00
		\$118,303.50	\$142,029.50	\$118,303.50	\$118,303.50	\$118,303.50	\$118,303.50	\$733,547.00
EXPENSES:	減：支出							
APPORTIONMENT OF GARDENS EXPENSES	公共費用之分攤	\$56,558.49	\$66,167.38	\$55,547.45	\$57,243.65	\$58,548.55	\$70,416.75	\$364,482.27
AUDITORS REMUNERATION	核數費	\$0.00	\$0.00	\$0.00	\$0.00	\$0.00	\$0.00	\$0.00
CONSULTING FEE	諮詢費	\$0.00	\$0.00	\$0.00	\$0.00	\$0.00	\$0.00	\$0.00
CLEANING EXPENSES	清潔費	\$9,370.00	\$9,370.00	\$9,370.00	\$9,370.00	\$9,370.00	\$9,370.00	\$56,220.00
DEBRIS REMOVAL CHARGES	清泥頭費	\$0.00	\$0.00	\$0.00	\$0.00	\$0.00	\$0.00	\$0.00
ELECTRICITY	電費	\$5,897.00	\$6,991.00	\$5,247.00	\$6,045.00	\$6,288.00	\$8,354.00	\$38,822.00
FESTIVAL DECORATION EXPENSES	節日裝飾	\$0.00	\$0.00	\$475.00	\$0.00	\$0.00	\$0.00	\$475.00
FURNITURE, FIXTURES & EQUIPMENT	屋苑設備	\$0.00	\$0.00	\$0.00	\$0.00	\$0.00	\$0.00	\$0.00
MAINTENANCE, REPAIR & INSTALLATION	保養維修							
CONCRETE AND SCAFFOLDING	外牆維修及搭棚	\$0.00	\$0.00	\$0.00	\$3,800.00	\$0.00	\$2,600.00	\$6,400.00
DRAINAGE, ELECTRICALS & PUMPS	水電保養維修	\$157.85	\$1,840.00	\$950.00	\$1,082.00	\$3,282.00	\$3,126.00	\$10,437.85
SECURITY SYSTEM / SMATV. SYM	保安系統/衛星電視	\$730.00	\$280.00	\$280.00	\$2,960.00	\$280.00	\$280.00	\$4,810.00
FIRE FIGHTING SYSTEM	消防保養	\$2,200.00	\$0.00	\$0.00	\$0.00	\$0.00	\$30,700.00	\$32,900.00
LIFTS	升降機	\$7,740.00	\$7,740.00	\$7,740.00	\$7,740.00	\$7,740.00	\$7,740.00	\$46,440.00
MANAGER'S REMUNERATION 4%	管理酬金 4%	\$2,770.69	\$2,778.64	\$2,688.82	\$2,966.88	\$2,804.74	\$4,216.14	\$18,225.91
MAINTENANCE FUND 11%	維修基金 11%	\$7,619.40	\$7,641.25	\$7,394.27	\$8,158.93	\$7,713.05	\$11,594.40	\$50,121.30
SECURITY GUARD SERVICE CHARGES	保安費	\$42,778.00	\$42,778.00	\$42,778.00	\$42,778.00	\$42,778.00	\$42,778.00	\$256,668.00
PRINTING AND STATIONERY	印刷及廣告費	\$8.40	\$0.00	\$0.00	\$0.00	\$0.00	\$0.00	\$8.40
SUNDRY EXPENSES	什項支出	\$228.00	\$222.60	\$222.60	\$239.10	\$222.60	\$222.60	\$1,357.50
TELEPHONE	電話費	\$158.00	\$158.00	\$158.00	\$158.00	\$158.00	\$158.00	\$948.00
WATER FEE	水費	\$0.00	\$86.30	\$0.00	\$0.00	\$0.00	\$75.00	\$161.30
TOTAL EXPENSES	總支出	\$136,215.83	\$146,053.17	\$132,851.14	\$142,541.56	\$139,184.94	\$191,630.89	\$888,477.53
SURPLUS / (DEFICIT) FOR THE PERIOD	本期盈餘/(赤字)	(\$17,912.33)	(\$4,023.67)	(\$14,547.64)	(\$24,238.06)	(\$20,881.44)	(\$73,327.39)	(\$154,930.53)
SURPLUS / (DEFICIT) B/F	承上結存	(\$790,902.56)	(\$808,814.89)	(\$812,838.56)	(\$827,386.20)	(\$851,624.26)	(\$872,505.70)	(\$790,902.56)
ADJ ON SURPLUS / (DEFICIT) for Yr.2012-20	2012-20年盈餘/(赤字) 調整	\$0.00	\$0.00	\$0.00	\$0.00	\$0.00	\$90,020.45	\$90,020.45
ACCUM.SURPLUS / (DEFICIT) C/F	累積盈餘/(赤字)	(\$808,814.89)	(\$812,838.56)	(\$827,386.20)	(\$851,624.26)	(\$872,505.70)	(\$855,812.64)	(\$855,812.64)

備註：2021年6月份財務收支報告已就2012年9月至2016年5月會計師事務所人賬誤差作出調整及包括2012年至2014年之核數調整



T.L.60
HONG KONG GARDENS - BLOCK 24 豪景花園二十四座
STATEMENT OF COMPREHENSIVE INCOME 收支報告表
(FORMERLY KNOWN AS INCOME & EXPENDITURE ACCOUNT)

		Jan-21 (一月)	Feb-21 (二月)	Mar-21 (三月)	Apr-21 (四月)	May-21 (五月)	Jun-21 (六月)	1-6/2021 TOTAL總計
INCOME:	收入							
MANAGEMENT FEE RECEIVED	管理費收入	\$140,120.00	\$140,120.00	\$140,120.00	\$140,120.00	\$140,120.00	\$140,120.00	\$840,720.00
LESS: SINKING FUND	減：儲備基金	(\$7,006.00)	(\$7,006.00)	(\$7,006.00)	(\$7,006.00)	(\$7,006.00)	(\$7,006.00)	(\$42,036.00)
LESS: PROVISION FOR BAD DEBT - M.F.	管理費壞賬撥備	\$0.00	\$0.00	\$0.00	\$0.00	\$0.00	\$0.00	\$0.00
ADD: BAD DEBT (M.F.)WRITTEN BACK	收回管理費壞賬	\$0.00	\$0.00	\$0.00	\$0.00	\$0.00	\$0.00	\$0.00
INSURANCE AND OTHER COMPENSATION	保險及其他賠償	\$0.00	\$0.00	\$0.00	\$38,000.00	\$550.00	\$0.00	\$38,550.00
LEGAL FEE RECOVERED	訴訟費收入	\$0.00	\$0.00	\$0.00	\$0.00	\$0.00	\$0.00	\$0.00
INTEREST INCOME	利息收入	\$0.00	\$0.00	\$0.00	\$0.00	\$0.00	\$0.00	\$0.00
SUNDRY INCOME	什項收入	\$0.00	\$22,596.00	\$0.00	\$0.00	\$0.00	\$0.00	\$22,596.00
		\$133,114.00	\$155,710.00	\$133,114.00	\$171,114.00	\$133,664.00	\$133,114.00	\$859,830.00
EXPENSES:	減：支出							
APPORTIONMENT OF GARDENS EXPENSES	公共費用之分攤	\$53,865.23	\$63,016.56	\$52,902.33	\$54,517.76	\$55,760.53	\$67,063.57	\$347,125.98
AUDITORS REMUNERATION	核數費	\$0.00	\$0.00	\$0.00	\$0.00	\$0.00	\$0.00	\$0.00
CONSULTING FEE	諮詢費	\$0.00	\$0.00	\$0.00	\$0.00	\$0.00	\$0.00	\$0.00
CLEANING EXPENSES	清潔費	\$9,370.00	\$9,370.00	\$9,370.00	\$9,370.00	\$9,370.00	\$9,370.00	\$56,220.00
DEBRIS REMOVAL CHARGES	清泥頭費	\$0.00	\$0.00	\$0.00	\$0.00	\$0.00	\$0.00	\$0.00
ELECTRICITY	電費	\$5,860.00	\$6,659.00	\$5,140.00	\$6,177.00	\$6,215.00	\$8,021.00	\$38,072.00
FESTIVAL DECORATION EXPENSES	節日裝飾	\$0.00	\$0.00	\$475.00	\$0.00	\$0.00	\$0.00	\$475.00
FURNITURE, FIXTURES & EQUIPMENT	屋苑設備	\$0.00	\$0.00	\$0.00	\$0.00	\$0.00	\$0.00	\$0.00
LEGAL FEE	訴訟費	\$0.00	\$0.00	\$0.00	\$0.00	\$0.00	\$0.00	\$0.00
MAINTENANCE, REPAIR & INSTALLATION	保養維修							
CONCRETE AND SCAFFOLDING	外牆維修及搭棚	\$0.00	\$0.00	\$0.00	\$0.00	\$0.00	\$0.00	\$0.00
DRAINAGE, ELECTRICALS & PUMPS	水電保養維修	\$1,548.35	\$1,840.00	\$400.00	\$11,820.00	\$1,220.00	\$420.00	\$17,248.35
SECURITY SYSTEM / SMATV. SYM	保安系統/衛星電視	\$2,080.00	\$280.00	\$280.00	\$280.00	\$830.00	\$280.00	\$4,030.00
FIRE FIGHTING SYSTEM	消防保養	\$0.00	\$0.00	\$0.00	\$0.00	\$0.00	\$700.00	\$700.00
LIFTS	升降機	\$7,740.00	\$7,740.00	\$7,740.00	\$45,740.00	\$7,740.00	\$7,740.00	\$84,440.00
MANAGER'S REMUNERATION 4%	管理酬金 4%	\$2,790.39	\$2,767.25	\$2,662.12	\$4,661.48	\$2,741.72	\$2,793.31	\$18,416.27
MAINTENANCE FUND 11%	維修基金 11%	\$7,673.57	\$7,609.94	\$7,320.83	\$12,819.07	\$7,539.73	\$7,681.61	\$50,644.75
SECURITY GUARD SERVICE CHARGES	保安費	\$42,778.00	\$42,778.00	\$42,778.00	\$42,778.00	\$42,778.00	\$42,778.00	\$256,668.00
PRINTING AND STATIONERY	印刷及廣告費	\$8.00	\$0.00	\$0.00	\$0.00	\$0.00	\$0.00	\$8.00
SUNDRY EXPENSES	什項支出	\$217.40	\$212.00	\$212.00	\$214.00	\$212.00	\$212.00	\$1,279.40
TELEPHONE	電話費	\$158.00	\$158.00	\$158.00	\$158.00	\$178.00	\$173.00	\$983.00
WATER FEE	水費	\$0.00	\$144.30	\$0.00	\$0.00	\$0.00	\$138.80	\$283.10
TOTAL EXPENSES	總支出	\$134,088.94	\$142,575.05	\$129,438.28	\$188,535.31	\$134,584.98	\$147,371.29	\$876,593.85
SURPLUS / (DEFICIT) FOR THE PERIOD	本期盈餘/(赤字)	(\$974.94)	\$13,134.95	\$3,675.72	(\$17,421.31)	(\$920.98)	(\$14,257.29)	(\$16,763.85)
SURPLUS / (DEFICIT) B/F	承上結存	\$281,347.27	\$280,372.33	\$293,507.28	\$297,183.00	\$279,761.69	\$278,840.71	\$281,347.27
ADJ ON SURPLUS / (DEFICIT) for Yr.2012-20	2012-20年盈餘/(赤字) 調整	\$0.00	\$0.00	\$0.00	\$0.00	\$0.00	\$79,876.68	\$79,876.68
ACCUM.SURPLUS / (DEFICIT) C/F	累積盈餘/(赤字)	\$280,372.33	\$293,507.28	\$297,183.00	\$279,761.69	\$278,840.71	\$344,460.10	\$344,460.10

備註：2021年6月份財務收支報告已就2012年9月至2016年5月會計師事務所人賬誤差作出調整及包括2012年至2014年之核數調整



T.L.60

HONG KONG GARDENS - BLOCK 25 豪景花園二十五座
STATEMENT OF COMPREHENSIVE INCOME 收支報告表
(FORMERLY KNOWN AS INCOME & EXPENDITURE ACCOUNT)

		Jan-21 (一月)	Feb-21 (二月)	Mar-21 (三月)	Apr-21 (四月)	May-21 (五月)	Jun-21 (六月)	1-6/2021 TOTAL總計
INCOME:	收入							
MANAGEMENT FEE RECEIVED	管理費收入	\$130,460.00	\$130,460.00	\$130,460.00	\$130,460.00	\$130,460.00	\$130,460.00	\$782,760.00
LESS: SINKING FUND	減: 儲備基金	(\$6,523.00)	(\$6,523.00)	(\$6,523.00)	(\$6,523.00)	(\$6,523.00)	(\$6,523.00)	(\$39,138.00)
LESS: PROVISION FOR BAD DEBT - M.F.	管理費壞賬撥備	\$0.00	\$0.00	\$0.00	\$0.00	\$0.00	\$0.00	\$0.00
ADD: BAD DEBT (M.F.) WRITTEN BACK	收回管理費壞賬	\$0.00	\$0.00	\$0.00	\$0.00	\$0.00	\$0.00	\$0.00
INSURANCE AND OTHER COMPENSATION	保險及其他賠償	\$0.00	\$0.00	\$0.00	\$0.00	\$0.00	\$0.00	\$0.00
LEGAL FEE RECOVERED	訴訟費收入	\$0.00	\$0.00	\$0.00	\$0.00	\$0.00	\$0.00	\$0.00
INTEREST INCOME	利息收入	\$0.00	\$0.00	\$0.00	\$0.00	\$0.00	\$0.00	\$0.00
SUNDRY INCOME	什項收入	\$0.00	\$24,855.00	\$0.00	\$0.00	\$0.00	\$0.00	\$24,855.00
		\$123,937.00	\$148,792.00	\$123,937.00	\$123,937.00	\$123,937.00	\$123,937.00	\$768,477.00
EXPENSES:	減: 支出							
APPORTIONMENT OF GARDENS EXPENSES	公共費用之分攤	\$59,251.76	\$69,318.21	\$58,192.57	\$59,969.54	\$61,336.58	\$73,769.93	\$381,838.59
AUDITORS REMUNERATION	核數費	\$0.00	\$0.00	\$0.00	\$0.00	\$0.00	\$0.00	\$0.00
CONSULTING FEE	諮詢費	\$0.00	\$0.00	\$0.00	\$0.00	\$0.00	\$0.00	\$0.00
CLEANING EXPENSES	清潔費	\$9,370.00	\$9,370.00	\$9,370.00	\$9,370.00	\$9,370.00	\$9,370.00	\$56,220.00
DEBRIS REMOVAL CHARGES	清泥頭費	\$0.00	\$0.00	\$0.00	\$0.00	\$0.00	\$0.00	\$0.00
ELECTRICITY	電費	\$5,555.00	\$6,724.00	\$5,071.00	\$5,785.00	\$6,020.00	\$7,760.00	\$36,915.00
FESTIVAL DECORATION EXPENSES	節日裝飾	\$0.00	\$0.00	\$475.00	\$0.00	\$0.00	\$0.00	\$475.00
FURNITURE, FIXTURES & EQUIPMENT	屋苑設備	\$0.00	\$0.00	\$0.00	\$0.00	\$0.00	\$0.00	\$0.00
LEGAL FEE	訴訟費	\$0.00	\$0.00	\$0.00	\$0.00	\$0.00	\$0.00	\$0.00
MAINTENANCE, REPAIR & INSTALLATION	保養維修							
CONCRETE AND SCAFFOLDING	外牆維修及搭棚	\$0.00	\$0.00	\$0.00	\$0.00	\$0.00	\$0.00	\$0.00
DRAINAGE, ELECTRICALS & PUMPS	水電保養維修	\$857.85	\$1,850.00	\$160.50	\$950.00	\$20.00	\$775.33	\$4,613.68
SECURITY SYSTEM / SMATV. SYM	保安系統/衛星電視	\$1,780.00	\$280.00	\$280.00	\$8,730.00	\$280.00	\$280.00	\$11,630.00
FIRE FIGHTING SYSTEM	消防保養	\$0.00	\$0.00	\$0.00	\$0.00	\$0.00	\$700.00	\$700.00
LIFTS	升降機	\$7,740.00	\$7,740.00	\$7,740.00	\$7,740.00	\$7,740.00	\$7,740.00	\$46,440.00
MANAGER'S REMUNERATION 4%	管理酬金 4%	\$2,739.45	\$2,768.02	\$2,650.63	\$3,029.77	\$2,663.97	\$2,794.01	\$16,645.85
MAINTENANCE FUND 11%	維修基金 11%	\$7,533.49	\$7,612.07	\$7,289.23	\$8,331.86	\$7,325.91	\$7,683.51	\$45,776.07
SECURITY GUARD SERVICE CHARGES	保安費	\$42,778.00	\$42,778.00	\$42,778.00	\$42,778.00	\$42,778.00	\$42,778.00	\$256,668.00
PRINTING AND STATIONERY	印刷及廣告費	\$8.80	\$0.00	\$0.00	\$0.00	\$0.00	\$0.00	\$8.80
SUNDRY EXPENSES	什項支出	\$238.60	\$233.20	\$233.20	\$233.20	\$233.20	\$253.20	\$1,424.60
TELEPHONE	電話費	\$158.00	\$158.00	\$158.00	\$158.00	\$158.00	\$158.00	\$948.00
WATER FEE	水費	\$0.00	\$67.40	\$0.00	\$0.00	\$0.00	\$35.60	\$103.00
TOTAL EXPENSES	總支出	\$138,010.95	\$148,898.90	\$134,398.13	\$147,075.37	\$137,925.66	\$154,097.58	\$860,406.59
SURPLUS / (DEFICIT) FOR THE PERIOD	本期盈餘/(赤字)	(\$14,073.95)	(\$106.90)	(\$10,461.13)	(\$23,138.37)	(\$13,988.66)	(\$30,160.58)	(\$91,929.59)
SURPLUS / (DEFICIT) B/F	承上結存	(\$199,069.35)	(\$213,143.30)	(\$213,250.20)	(\$223,711.33)	(\$246,849.70)	(\$260,838.36)	(\$199,069.35)
ADJ ON SURPLUS / (DEFICIT) for Yr.2012-20	2012-20年盈餘/(赤字) 調整	\$0.00	\$0.00	\$0.00	\$0.00	\$0.00	\$66,381.16	\$66,381.16
ACCUM.SURPLUS / (DEFICIT) C/F	累積盈餘/(赤字)	(\$213,143.30)	(\$213,250.20)	(\$223,711.33)	(\$246,849.70)	(\$260,838.36)	(\$224,617.78)	(\$224,617.78)

備註: 2021年6月份財務收支報告已就2012年9月至2016年5月會計師事務所人賬誤差作出調整及包括2012年至2014年之核數調整



T.L.60
HONG KONG GARDENS - BLOCK 26 豪景花園二十六座
STATEMENT OF COMPREHENSIVE INCOME 收支報告表
(FORMERLY KNOWN AS INCOME & EXPENDITURE ACCOUNT)

		Jan-21 (一月)	Feb-21 (二月)	Mar-21 (三月)	Apr-21 (四月)	May-21 (五月)	Jun-21 (六月)	1-6/2021 TOTAL總計
INCOME:	收入							
MANAGEMENT FEE RECEIVED	管理費收入	\$124,530.00	\$124,530.00	\$124,530.00	\$124,530.00	\$124,530.00	\$124,530.00	\$747,180.00
LESS: SINKING FUND	減: 儲備基金	(\$6,226.50)	(\$6,226.50)	(\$6,226.50)	(\$6,226.50)	(\$6,226.50)	(\$6,226.50)	(\$37,359.00)
LESS: PROVISION FOR BAD DEBT - M.F.	管理費壞賬撥備	\$0.00	\$0.00	\$0.00	\$0.00	\$0.00	\$0.00	\$0.00
ADD: BAD DEBT (M.F.) WRITTEN BACK	收回管理費壞賬	\$0.00	\$0.00	\$0.00	\$0.00	\$0.00	\$0.00	\$0.00
INSURANCE AND OTHER COMPENSATION	保險及其他賠償	\$0.00	\$0.00	\$0.00	\$0.00	\$0.00	\$0.00	\$0.00
LEGAL FEE RECOVERED	訴訟費收入	\$0.00	\$0.00	\$0.00	\$0.00	\$0.00	\$0.00	\$0.00
INTEREST INCOME	利息收入	\$0.00	\$0.00	\$0.00	\$0.00	\$0.00	\$0.00	\$0.00
SUNDRY INCOME	什項收入	\$0.00	\$23,726.00	\$0.00	\$0.00	\$0.00	\$0.00	\$23,726.00
		\$118,303.50	\$142,029.50	\$118,303.50	\$118,303.50	\$118,303.50	\$118,303.50	\$733,547.00
EXPENSES:	減: 支出							
APPORTIONMENT OF GARDENS EXPENSES	公共費用之分攤	\$56,558.49	\$66,167.38	\$55,547.45	\$57,243.65	\$58,548.55	\$70,416.75	\$364,482.27
AUDITORS REMUNERATION	核數費	\$0.00	\$0.00	\$0.00	\$0.00	\$0.00	\$0.00	\$0.00
CONSULTING FEE	諮詢費	\$0.00	\$0.00	\$0.00	\$0.00	\$0.00	\$0.00	\$0.00
CLEANING EXPENSES	清潔費	\$9,370.00	\$9,370.00	\$9,370.00	\$9,370.00	\$9,370.00	\$9,370.00	\$56,220.00
DEBRIS REMOVAL CHARGES	清泥頭費	\$0.00	\$0.00	\$0.00	\$0.00	\$0.00	\$0.00	\$0.00
ELECTRICITY	電費	\$7,029.00	\$8,048.00	\$5,707.00	\$6,486.00	\$5,980.00	\$6,958.00	\$40,208.00
FESTIVAL DECORATION EXPENSES	節日裝飾	\$0.00	\$0.00	\$475.00	\$0.00	\$0.00	\$0.00	\$475.00
FURNITURE, FIXTURES & EQUIPMENT	屋苑設備	\$0.00	\$0.00	\$0.00	\$0.00	\$0.00	\$0.00	\$0.00
LEGAL FEE	訴訟費	\$0.00	\$0.00	\$0.00	\$0.00	\$0.00	\$0.00	\$0.00
MAINTENANCE, REPAIR & INSTALLATION	保養維修							
CONCRETE AND SCAFFOLDING	外牆維修及搭棚	\$0.00	\$0.00	\$0.00	\$0.00	\$0.00	\$0.00	\$0.00
DRAINAGE, ELECTRICALS & PUMPS	水電保養維修	\$574.85	\$1,850.00	\$4,708.50	\$1,090.00	\$477.00	\$353.33	\$9,053.68
SECURITY SYSTEM / SMATV. SYM	保安系統/衛星電視	\$1,655.00	\$280.00	\$280.00	\$1,480.00	\$280.00	\$280.00	\$4,255.00
FIRE FIGHTING SYSTEM	消防保養	\$0.00	\$0.00	\$0.00	\$0.00	\$9,000.00	\$700.00	\$9,700.00
LIFTS	升降機	\$7,740.00	\$7,740.00	\$7,740.00	\$7,740.00	\$7,740.00	\$7,740.00	\$46,440.00
MANAGER'S REMUNERATION 4%	管理酬金 4%	\$2,781.65	\$2,820.64	\$2,857.56	\$2,772.98	\$3,040.22	\$2,746.22	\$17,019.27
MAINTENANCE FUND 11%	維修基金 11%	\$7,649.54	\$7,756.76	\$7,858.30	\$7,625.71	\$8,360.62	\$7,552.11	\$46,803.04
SECURITY GUARD SERVICE CHARGES	保安費	\$42,778.00	\$42,778.00	\$42,778.00	\$42,778.00	\$42,778.00	\$42,778.00	\$256,668.00
PRINTING AND STATIONERY	印刷及廣告費	\$8.40	\$0.00	\$0.00	\$0.00	\$0.00	\$0.00	\$8.40
SUNDRY EXPENSES	什項支出	\$228.00	\$222.60	\$222.60	\$222.60	\$222.60	\$222.60	\$1,341.00
TELEPHONE	電話費	\$158.00	\$158.00	\$158.00	\$158.00	\$158.00	\$158.00	\$948.00
WATER FEE	水費	\$0.00	\$69.40	\$0.00	\$0.00	\$0.00	\$95.60	\$165.00
TOTAL EXPENSES	總支出	\$136,530.93	\$147,260.78	\$137,702.41	\$136,966.94	\$145,954.99	\$149,370.61	\$853,786.66
SURPLUS / (DEFICIT) FOR THE PERIOD	本期盈餘/(赤字)	(\$18,227.43)	(\$5,231.28)	(\$19,398.91)	(\$18,663.44)	(\$27,651.49)	(\$31,067.11)	(\$120,239.66)
SURPLUS / (DEFICIT) B/F	承上結存	(\$1,016,964.65)	(\$1,035,192.08)	(\$1,040,423.36)	(\$1,059,822.27)	(\$1,078,485.71)	(\$1,106,137.20)	(\$1,016,964.65)
ADJ ON SURPLUS / (DEFICIT) for Yr.2012-20	2012-20年盈餘/(赤字) 調整	\$0.00	\$0.00	\$0.00	\$0.00	\$0.00	\$78,733.89	\$78,733.89
ACCUM.SURPLUS / (DEFICIT) C/F	累積盈餘/(赤字)	(\$1,035,192.08)	(\$1,040,423.36)	(\$1,059,822.27)	(\$1,078,485.71)	(\$1,106,137.20)	(\$1,058,470.42)	(\$1,058,470.42)

備註: 2021年6月份財務收支報告已就2012年9月至2016年5月會計師事務所入賬誤差作出調整及包括2012年至2014年之核數調整



T.L.60
HONG KONG GARDENS - BLOCK 27 豪景花園二十七座
STATEMENT OF COMPREHENSIVE INCOME 收支報告表
(FORMERLY KNOWN AS INCOME & EXPENDITURE ACCOUNT)

		Jan-21 (一月)	Feb-21 (二月)	Mar-21 (三月)	Apr-21 (四月)	May-21 (五月)	Jun-21 (六月)	1-6/2021 TOTAL總計
INCOME:	收入							
MANAGEMENT FEE RECEIVED	管理費收入	\$173,460.00	\$173,460.00	\$173,460.00	\$173,460.00	\$173,460.00	\$173,460.00	\$1,040,760.00
LESS: SINKING FUND	減: 儲備基金	(\$8,673.00)	(\$8,673.00)	(\$8,673.00)	(\$8,673.00)	(\$8,673.00)	(\$8,673.00)	(\$52,038.00)
LESS: PROVISION FOR BAD DEBT - M.F.	管理費壞賬撥備	\$0.00	\$0.00	\$0.00	\$0.00	\$0.00	\$0.00	\$0.00
ADD: BAD DEBT (M.F.) WRITTEN BACK	收回管理費壞賬	\$0.00	\$0.00	\$0.00	\$0.00	\$0.00	\$0.00	\$0.00
INSURANCE AND OTHER COMPENSATION	保險及其他賠償	\$0.00	\$0.00	\$0.00	\$0.00	\$0.00	\$0.00	\$0.00
LEGAL FEE RECOVERED	訴訟費收入	\$0.00	\$0.00	\$0.00	\$0.00	\$0.00	\$0.00	\$0.00
INTEREST INCOME	利息收入	\$0.00	\$0.00	\$0.00	\$0.00	\$0.00	\$0.00	\$0.00
SUNDRY INCOME	什項收入	\$0.00	\$23,726.00	\$0.00	\$0.00	\$0.00	\$0.00	\$23,726.00
		\$164,787.00	\$188,513.00	\$164,787.00	\$164,787.00	\$164,787.00	\$164,787.00	\$1,012,448.00
EXPENSES:	減: 支出							
APPORTIONMENT OF GARDENS EXPENSES	公共費用之分攤	\$56,558.49	\$66,167.38	\$55,547.45	\$57,243.65	\$58,548.55	\$70,416.75	\$364,482.27
AUDITORS REMUNERATION	核數費	\$0.00	\$0.00	\$0.00	\$0.00	\$0.00	\$0.00	\$0.00
CONSULTING FEE	諮詢費	\$0.00	\$0.00	\$0.00	\$0.00	\$0.00	\$0.00	\$0.00
CLEANING EXPENSES	清潔費	\$9,370.00	\$9,370.00	\$9,370.00	\$9,370.00	\$9,370.00	\$9,370.00	\$56,220.00
DEBRIS REMOVAL CHARGES	清泥頭費	\$0.00	\$0.00	\$0.00	\$0.00	\$0.00	\$0.00	\$0.00
ELECTRICITY	電費	\$6,609.00	\$8,031.00	\$7,093.00	\$8,404.00	\$8,785.00	\$10,545.00	\$49,467.00
FESTIVAL DECORATION EXPENSES	節日裝飾	\$68.00	\$0.00	\$475.00	\$0.00	\$0.00	\$0.00	\$543.00
FURNITURE, FIXTURES & EQUIPMENT	屋苑設備	\$0.00	\$0.00	\$0.00	\$0.00	\$0.00	\$0.00	\$0.00
LEGAL FEE	訴訟費	\$0.00	\$0.00	\$0.00	\$0.00	\$0.00	\$0.00	\$0.00
MAINTENANCE, REPAIR & INSTALLATION	保養維修							
CONCRETE AND SCAFFOLDING	外牆維修及搭棚	\$0.00	\$0.00	\$0.00	\$0.00	\$0.00	\$0.00	\$0.00
DRAINAGE, ELECTRICALS & PUMPS	水電保養維修	\$219.85	\$2,190.00	\$26.00	\$920.00	\$0.00	\$1,668.00	\$5,023.85
SECURITY SYSTEM / SMATV. SYM	保安系統/衛星電視	\$2,080.00	\$3,990.00	\$280.00	\$280.00	\$280.00	\$280.00	\$7,190.00
FIRE FIGHTING SYSTEM	消防保養	\$0.00	\$0.00	\$0.00	\$0.00	\$0.00	\$700.00	\$700.00
LIFTS	升降機	\$10,400.00	\$10,400.00	\$10,400.00	\$10,400.00	\$10,400.00	\$10,400.00	\$62,400.00
MANAGER'S REMUNERATION 4%	管理酬金 4%	\$2,876.65	\$3,111.98	\$2,831.98	\$2,901.22	\$2,879.66	\$3,068.82	\$17,670.31
MAINTENANCE FUND 11%	維修基金 11%	\$7,910.79	\$8,557.95	\$7,787.96	\$7,978.37	\$7,919.08	\$8,439.26	\$48,593.41
SECURITY GUARD SERVICE CHARGES	保安費	\$42,778.00	\$42,778.00	\$42,778.00	\$42,778.00	\$42,778.00	\$42,778.00	\$256,668.00
PRINTING AND STATIONERY	印刷及廣告費	\$8.40	\$0.00	\$0.00	\$0.00	\$0.00	\$0.00	\$8.40
SALARIES	薪金	\$0.00	\$0.00	\$0.00	\$0.00	\$0.00	\$0.00	\$0.00
MPF CONTRIBUTION	強積金	\$0.00	\$0.00	\$0.00	\$0.00	\$0.00	\$0.00	\$0.00
SUNDRY EXPENSES	什項支出	\$228.00	\$222.60	\$222.60	\$222.60	\$222.60	\$222.60	\$1,341.00
TRAVELLING	交通費	\$0.00	\$0.00	\$0.00	\$0.00	\$0.00	\$0.00	\$0.00
TELEPHONE	電話費	\$155.00	\$156.00	\$155.00	\$156.00	\$156.00	\$155.00	\$933.00
WATER FEE	水費	\$0.00	\$661.90	\$0.00	\$0.00	\$0.00	\$601.90	\$1,263.80
TOTAL EXPENSES	總支出	\$139,262.18	\$155,636.81	\$136,966.99	\$140,653.84	\$141,338.89	\$158,645.33	\$872,504.04
SURPLUS / (DEFICIT) FOR THE PERIOD	本期盈餘(赤字)	\$25,524.82	\$32,876.19	\$27,820.01	\$24,133.16	\$23,448.11	\$6,141.67	\$139,943.96
SURPLUS / (DEFICIT) B/F	承上結存	\$1,058,706.39	\$1,084,231.21	\$1,117,107.40	\$1,144,927.41	\$1,169,060.57	\$1,192,508.68	\$1,058,706.39
ADJ ON SURPLUS / (DEFICIT) for Yr.2012-20	2012-20年盈餘(赤字) 調整	\$0.00	\$0.00	\$0.00	\$0.00	\$0.00	\$81,012.04	\$81,012.04
ACCUM.SURPLUS / (DEFICIT) C/F	累積盈餘(赤字)	\$1,084,231.21	\$1,117,107.40	\$1,144,927.41	\$1,169,060.57	\$1,192,508.68	\$1,279,662.39	\$1,279,662.39

備註: 2021年6月份財務收支報告已就2012年9月至2016年5月會計師事務所人賬誤差作出調整及包括2012年至2014年之核數調整



T.L.60

HONG KONG GARDENS - BLOCK 28 豪景花園二十八座
STATEMENT OF COMPREHENSIVE INCOME 收支報告表
(FORMERLY KNOWN AS INCOME & EXPENDITURE ACCOUNT)

		Jan-21 (一月)	Feb-21 (二月)	Mar-21 (三月)	Apr-21 (四月)	May-21 (五月)	Jun-21 (六月)	1-6/2021 TOTAL總計
INCOME:	收入							
MANAGEMENT FEE RECEIVED	管理費收入	\$165,200.00	\$165,200.00	\$165,200.00	\$165,200.00	\$165,200.00	\$165,200.00	\$991,200.00
LESS: SINKING FUND	減：儲備基金	(\$8,260.00)	(\$8,260.00)	(\$8,260.00)	(\$8,260.00)	(\$8,260.00)	(\$8,260.00)	(\$49,560.00)
LESS: PROVISION FOR BAD DEBT - M.F.	管理費壞賬撥備	\$0.00	\$0.00	\$0.00	\$0.00	\$0.00	\$0.00	\$0.00
ADD: BAD DEBT (M.F.) WRITTEN BACK	收回管理費壞賬	\$0.00	\$0.00	\$0.00	\$0.00	\$0.00	\$0.00	\$0.00
INSURANCE AND OTHER COMPENSATION	保險及其他賠償	\$0.00	\$0.00	\$0.00	\$0.00	\$0.00	\$0.00	\$0.00
LEGAL FEE RECOVERED	訴訟費收入	\$0.00	\$0.00	\$0.00	\$0.00	\$0.00	\$0.00	\$0.00
INTEREST INCOME	利息收入	\$0.00	\$0.00	\$0.00	\$0.00	\$0.00	\$0.00	\$0.00
SUNDRY INCOME	什項收入	\$0.00	\$22,596.00	\$0.00	\$0.00	\$0.00	\$0.00	\$22,596.00
		<u>\$156,940.00</u>	<u>\$179,536.00</u>	<u>\$156,940.00</u>	<u>\$156,940.00</u>	<u>\$156,940.00</u>	<u>\$156,940.00</u>	<u>\$964,236.00</u>
EXPENSES:	減：支出							
APPORTIONMENT OF GARDENS EXPENSES	公共費用之分攤	\$53,865.33	\$63,016.58	\$52,902.32	\$54,517.80	\$55,760.54	\$67,063.59	\$347,126.16
AUDITORS REMUNERATION	核數費	\$0.00	\$0.00	\$0.00	\$0.00	\$0.00	\$0.00	\$0.00
CONSULTING FEE	諮詢費	\$0.00	\$0.00	\$0.00	\$0.00	\$0.00	\$0.00	\$0.00
CLEANING EXPENSES	清潔費	\$9,370.00	\$9,370.00	\$9,370.00	\$9,370.00	\$9,370.00	\$9,370.00	\$56,220.00
DEBRIS REMOVAL CHARGES	污泥頭費	\$0.00	\$0.00	\$0.00	\$0.00	\$0.00	\$0.00	\$0.00
ELECTRICITY	電費	\$6,240.00	\$7,821.00	\$7,079.00	\$8,475.00	\$8,592.00	\$10,786.00	\$48,993.00
FESTIVAL DECORATION EXPENSES	節日裝飾	\$68.00	\$0.00	\$475.00	\$0.00	\$0.00	\$0.00	\$543.00
FURNITURE, FIXTURES & EQUIPMENT	屋苑設備	\$0.00	\$0.00	\$0.00	\$0.00	\$0.00	\$0.00	\$0.00
MAINTENANCE, REPAIR & INSTALLATION	保養維修							
CONCRETE AND SCAFFOLDING	外牆維修及搭棚	\$0.00	\$0.00	\$0.00	\$0.00	\$0.00	\$0.00	\$0.00
DRAINAGE, ELECTRICALS & PUMPS	水電保養維修	\$885.85	\$2,200.00	\$0.00	\$5,750.00	\$0.00	\$1,083.34	\$9,919.19
SECURITY SYSTEM / SMATV. SYM	保安系統/衛星電視	\$2,080.00	\$3,410.00	\$280.00	\$280.00	\$280.00	\$280.00	\$6,610.00
FIRE FIGHTING SYSTEM	消防保養	\$0.00	\$0.00	\$0.00	\$3,500.00	\$0.00	\$700.00	\$4,200.00
LIFTS	升降機	\$10,400.00	\$10,400.00	\$10,400.00	\$10,400.00	\$10,400.00	\$10,400.00	\$62,400.00
MANAGER'S REMUNERATION 4%	管理酬金 4%	\$2,888.09	\$3,057.41	\$2,838.82	\$3,242.44	\$2,871.52	\$3,032.68	\$17,930.96
MAINTENANCE FUND 11%	維修基金 11%	\$7,942.25	\$8,407.87	\$7,806.76	\$8,916.71	\$7,896.68	\$8,339.86	\$49,310.13
SECURITY GUARD SERVICE CHARGES	保安費	\$42,778.00	\$42,778.00	\$42,778.00	\$42,778.00	\$42,778.00	\$42,778.00	\$256,668.00
PRINTING AND STATIONERY	印刷及廣告費	\$8.00	\$0.00	\$0.00	\$0.00	\$0.00	\$0.00	\$8.00
SALARIES	薪金	\$0.00	\$0.00	\$0.00	\$0.00	\$0.00	\$0.00	\$0.00
MPF CONTRIBUTION	強積金	\$0.00	\$0.00	\$0.00	\$0.00	\$0.00	\$0.00	\$0.00
SUNDRY EXPENSES	什項支出	\$217.40	\$212.00	\$433.50	\$352.00	\$212.00	\$212.00	\$1,638.90
TRAVELLING	交通費	\$0.00	\$0.00	\$0.00	\$0.00	\$0.00	\$0.00	\$0.00
TELEPHONE	電話費	\$155.00	\$156.00	\$155.00	\$156.00	\$156.00	\$155.00	\$933.00
WATER FEE	水費	\$0.00	\$88.20	\$0.00	\$0.00	\$0.00	\$52.60	\$140.80
TOTAL EXPENSES	總支出	<u>\$136,897.92</u>	<u>\$150,917.06</u>	<u>\$134,518.40</u>	<u>\$147,737.95</u>	<u>\$138,316.74</u>	<u>\$154,253.07</u>	<u>\$862,641.14</u>
SURPLUS / (DEFICIT) FOR THE PERIOD	本期盈餘/(赤字)	\$20,042.08	\$28,618.94	\$22,421.60	\$9,202.05	\$18,623.26	\$2,686.93	\$101,594.86
SURPLUS / (DEFICIT) B/F	承上結存	\$709,628.51	\$729,670.59	\$758,289.53	\$780,711.13	\$789,913.18	\$808,536.44	\$709,628.51
ADJ ON SURPLUS / (DEFICIT) for Yr.2012-20	2012-20年盈餘/(赤字) 調整	\$0.00	\$0.00	\$0.00	\$0.00	\$0.00	\$73,757.66	\$73,757.66
ACCUM.SURPLUS / (DEFICIT) C/F	累積盈餘/(赤字)	<u>\$729,670.59</u>	<u>\$758,289.53</u>	<u>\$780,711.13</u>	<u>\$789,913.18</u>	<u>\$808,536.44</u>	<u>\$884,981.03</u>	<u>\$884,981.03</u>

備註：2021年6月份財務收支報告已就2012年9月至2016年5月會計師事務所人賬誤差作出調整及包括2012年至2014年之核數調整



T.L.60
HONG KONG GARDENS - CARPARK A 豪景花園車場 A
STATEMENT OF COMPREHENSIVE INCOME 收支報告表
(FORMERLY KNOWN AS INCOME & EXPENDITURE ACCOUNT)

		Jan-21 (一月)	Feb-21 (二月)	Mar-21 (三月)	Apr-21 (四月)	May-21 (五月)	Jun-21 (六月)	1-6/2021 TOTAL總計
INCOME:	收入							
MANAGEMENT FEE RECEIVED	管理費收入	\$135,470.00	\$135,470.00	\$135,470.00	\$135,470.00	\$135,470.00	\$135,470.00	\$812,820.00
LESS: SINKING FUND	減：儲備基金	(\$6,773.50)	(\$6,773.50)	(\$6,773.50)	(\$6,773.50)	(\$6,773.50)	(\$6,773.50)	(\$40,641.00)
LESS: PROVISION FOR BAD DEBT - M.F.	管理費壞賬撥備	\$0.00	\$0.00	\$0.00	\$0.00	\$0.00	\$0.00	\$0.00
ADD: BAD DEBT (M.F.) WRITTEN BACK	收回管理費壞賬	\$0.00	\$0.00	\$0.00	\$0.00	\$0.00	\$0.00	\$0.00
INSURANCE AND OTHER COMPENSATION	保險及其他賠償	\$0.00	\$0.00	\$0.00	\$0.00	\$0.00	\$0.00	\$0.00
LEGAL FEE RECOVERED	訴訟費收入	\$0.00	\$0.00	\$0.00	\$0.00	\$0.00	\$0.00	\$0.00
INTEREST INCOME	利息收入	\$0.00	\$0.00	\$0.00	\$0.00	\$0.00	\$0.00	\$0.00
SUNDRY INCOME	什項收入	\$1,000.00	\$11,188.00	\$400.00	\$200.00	\$0.00	\$400.00	\$13,188.00
		<u>\$129,696.50</u>	<u>\$139,884.50</u>	<u>\$129,096.50</u>	<u>\$128,896.50</u>	<u>\$128,696.50</u>	<u>\$129,096.50</u>	<u>\$785,367.00</u>
EXPENSES:	減：支出							
APPORTIONMENT OF GARDENS EXPENSES	公共費用之分攤	\$26,670.77	\$31,201.95	\$26,194.00	\$26,993.87	\$27,609.21	\$33,205.78	\$171,875.58
AUDITORS REMUNERATION	核數費	\$0.00	\$0.00	\$0.00	\$0.00	\$0.00	\$0.00	\$0.00
CARPARK EQUIPMENT	車場設備	\$0.00	\$2,062.16	\$0.00	\$88.18	\$1,205.80	\$1,045.94	\$4,402.08
CONSULTING FEE	諮詢費	\$0.00	\$0.00	\$0.00	\$0.00	\$0.00	\$0.00	\$0.00
CLEANING EXPENSES	清潔費	\$15,535.50	\$15,535.50	\$15,535.50	\$15,535.50	\$15,535.50	\$15,535.50	\$93,213.00
DEBRIS REMOVAL CHARGES	清泥頭費	\$0.00	\$0.00	\$0.00	\$0.00	\$0.00	\$0.00	\$0.00
ELECTRICITY	電費	\$15,531.00	\$17,158.00	\$15,015.00	\$17,310.00	\$16,543.00	\$17,802.00	\$99,359.00
LEGAL FEE	訴訟費	\$0.00	\$0.00	\$0.00	\$0.00	\$0.00	\$0.00	\$0.00
MAINTENANCE, REPAIR & INSTALLATION	保養維修							
CONCRETE AND SCAFFOLDING	外牆維修及搭棚	\$0.00	\$0.00	\$0.00	\$0.00	\$0.00	\$0.00	\$0.00
DRAINAGE, ELECTRICALS & PUMPS	水電保養維修	\$2,858.08	\$6,865.87	\$34,116.00	\$4,855.91	\$2,580.05	\$1,569.78	\$52,845.69
SECURITY SYSTEM	保安系統	\$10,375.00	\$1,375.00	\$1,375.00	\$1,375.00	\$1,375.00	\$1,375.00	\$17,250.00
FIRE FIGHTING SYSTEM	消防保養	\$2,265.00	\$0.00	\$0.00	\$2,265.00	\$2,200.00	\$1,302.33	\$8,032.33
LIFTS	升降機	\$2,650.00	\$2,650.00	\$2,650.00	\$2,650.00	\$6,250.00	\$2,940.00	\$19,790.00
MANAGER'S REMUNERATION 4%	管理酬金 4%	\$3,166.94	\$3,016.92	\$3,925.91	\$2,939.62	\$3,281.49	\$2,857.17	\$19,188.05
MAINTENANCE FUND 11%	維修基金 11%	\$8,709.07	\$8,296.53	\$10,796.24	\$8,083.94	\$9,024.11	\$7,857.21	\$52,767.10
SECURITY GUARD SERVICE CHARGES	保安費	\$23,579.00	\$23,579.00	\$23,579.00	\$23,579.00	\$23,191.40	\$23,579.00	\$141,086.40
PRINTING AND STATIONERY	印刷及廣告費	\$0.00	\$0.00	\$0.00	\$0.00	\$98.26	\$0.00	\$98.26
STAFF COST ALLOCATION	人力成本調配	\$5,064.06	\$5,064.06	\$5,064.06	\$5,064.06	\$5,064.06	\$5,064.06	\$30,384.36
SUNDRY EXPENSES	什項支出	\$548.00	\$0.00	\$45.35	\$0.00	\$7,200.00	\$10.00	\$7,803.35
TELEPHONE	電話費	\$767.75	\$767.75	\$767.75	\$767.75	\$794.25	\$870.00	\$4,735.25
WATER FEE	水費	\$0.00	\$365.70	\$0.00	\$0.00	\$0.00	\$335.60	\$701.30
TOTAL EXPENSES	總支出	<u>\$117,720.17</u>	<u>\$117,938.44</u>	<u>\$139,063.81</u>	<u>\$111,507.83</u>	<u>\$121,952.13</u>	<u>\$115,349.37</u>	<u>\$723,531.75</u>
SURPLUS / (DEFICIT) FOR THE PERIOD	本期盈餘/(赤字)	\$11,976.33	\$21,946.06	(\$9,967.31)	\$17,388.67	\$6,744.37	\$13,747.13	\$61,835.25
SURPLUS / (DEFICIT) B/F	承上結存	\$4,829,287.58	\$4,841,263.91	\$4,863,209.97	\$4,853,242.66	\$4,870,631.33	\$4,877,375.70	\$4,829,287.58
ADJ ON SURPLUS / (DEFICIT) for Yr.2012-20	2012-20年盈餘/(赤字) 調整	\$0.00	\$0.00	\$0.00	\$0.00	\$0.00	\$154,566.56	\$154,566.56
ACCUM.SURPLUS / (DEFICIT) C/F	累積盈餘/(赤字)	<u>\$4,841,263.91</u>	<u>\$4,863,209.97</u>	<u>\$4,853,242.66</u>	<u>\$4,870,631.33</u>	<u>\$4,877,375.70</u>	<u>\$5,045,689.39</u>	<u>\$5,045,689.39</u>

備註：2021年6月份財務收支報告已就2012年9月至2016年5月會計師事務所入賬誤差作出調整及包括2012年至2014年之核數調整



T.L.60
HONG KONG GARDENS - CARPARK B 豪景花園車場 B
STATEMENT OF COMPREHENSIVE INCOME 收支報告表
(FORMERLY KNOWN AS INCOME & EXPENDITURE ACCOUNT)

		Jan-21 (一月)	Feb-21 (二月)	Mar-21 (三月)	Apr-21 (四月)	May-21 (五月)	Jun-21 (六月)	1-6/2021 TOTAL總計
INCOME:	收入							
MANAGEMENT FEE RECEIVED	管理費收入	\$108,300.00	\$108,300.00	\$108,300.00	\$108,300.00	\$108,300.00	\$108,300.00	\$649,800.00
LESS: SINKING FUND	減：儲備基金	(\$5,415.00)	(\$5,415.00)	(\$5,415.00)	(\$5,415.00)	(\$5,415.00)	(\$5,415.00)	(\$32,490.00)
LESS: PROVISION FOR BAD DEBT - M.F.	管理費壞賬撥備	\$0.00	\$0.00	\$0.00	\$0.00	\$0.00	\$0.00	\$0.00
ADD: BAD DEBT (M.F.) WRITTEN BACK	收回管理費壞賬	\$0.00	\$0.00	\$0.00	\$0.00	\$0.00	\$0.00	\$0.00
INSURANCE AND OTHER COMPENSATION	保險及其他賠償	\$0.00	\$0.00	\$0.00	\$0.00	\$0.00	\$0.00	\$0.00
LEGAL FEE RECOVERED	訴訟費收入	\$0.00	\$0.00	\$0.00	\$0.00	\$0.00	\$0.00	\$0.00
INTEREST INCOME	利息收入	\$0.00	\$0.00	\$0.00	\$0.00	\$0.00	\$0.00	\$0.00
SUNDRY INCOME	什項收入	\$200.00	\$9,344.00	\$200.00	\$200.00	\$0.00	\$200.00	\$10,144.00
		\$103,085.00	\$112,229.00	\$103,085.00	\$103,085.00	\$102,885.00	\$103,085.00	\$627,454.00
EXPENSES:	減：支出							
APPORTIONMENT OF GARDENS EXPENSES	公共費用之攤	\$21,321.65	\$24,944.05	\$20,940.51	\$21,579.95	\$22,071.88	\$26,546.00	\$137,404.04
AUDITORS REMUNERATION	核數費	\$0.00	\$0.00	\$0.00	\$0.00	\$0.00	\$0.00	\$0.00
CARPARK EQUIPMENT	車場設備	\$0.00	\$1,648.57	\$0.00	\$70.49	\$963.96	\$836.16	\$3,519.18
CONSULTING FEE	諮詢費	\$0.00	\$0.00	\$0.00	\$0.00	\$0.00	\$0.00	\$0.00
CLEANING EXPENSES	清潔費	\$15,535.50	\$15,535.50	\$15,535.50	\$15,535.50	\$15,535.50	\$15,535.50	\$93,213.00
DEBRIS REMOVAL CHARGES	清泥頭費	\$0.00	\$0.00	\$0.00	\$0.00	\$0.00	\$0.00	\$0.00
ELECTRICITY	電費	\$17,802.00	\$16,153.00	\$10,417.00	\$12,405.00	\$11,703.00	\$19,842.00	\$88,322.00
MAINTENANCE, REPAIR & INSTALLATION	保養維修							
CONCRETE AND SCAFFOLDING	外牆維修及搭棚	\$0.00	\$0.00	\$0.00	\$0.00	\$0.00	\$0.00	\$0.00
DRAINAGE, ELECTRICALS & PUMPS	水電保養維修	\$2,137.42	\$6,159.35	\$78.00	\$2,708.40	\$5,500.89	\$1,702.57	\$18,286.63
SECURITY SYSTEM	保安系統	\$6,775.00	\$1,375.00	\$1,375.00	\$1,375.00	\$1,375.00	\$1,375.00	\$13,650.00
FIRE FIGHTING SYSTEM	消防保養	\$0.00	\$0.00	\$0.00	\$0.00	\$0.00	\$1,241.70	\$1,241.70
MANAGER'S REMUNERATION 4%	管理酬金 4%	\$2,837.00	\$2,770.66	\$2,233.48	\$2,427.10	\$2,527.64	\$2,761.61	\$15,557.49
MAINTENANCE FUND 11%	維修基金 11%	\$7,801.76	\$7,619.32	\$6,142.06	\$6,674.53	\$6,951.01	\$7,594.44	\$42,783.12
SECURITY GUARD SERVICE CHARGES	保安費	\$23,579.00	\$23,579.00	\$23,579.00	\$23,579.00	\$23,191.40	\$23,579.00	\$141,086.40
PRINTING AND STATIONERY	印刷及廣告費	\$0.00	\$0.00	\$0.00	\$0.00	\$78.55	\$0.00	\$78.55
STAFF COST ALLOCATION	人力成本調配	\$4,048.41	\$4,048.41	\$4,048.41	\$4,048.41	\$4,048.41	\$4,048.41	\$24,290.46
SUNDRY EXPENSES	什項支出	\$280.00	\$0.00	\$36.25	\$10.00	\$0.00	\$10.00	\$336.25
TELEPHONE	電話費	\$767.75	\$767.75	\$767.75	\$767.75	\$794.25	\$870.00	\$4,735.25
WATER FEE	水費	\$0.00	\$0.00	\$0.00	\$178.00	\$0.00	\$0.00	\$178.00
TOTAL EXPENSES	總支出	\$102,885.49	\$104,600.61	\$85,152.96	\$91,359.13	\$94,741.49	\$105,942.39	\$584,682.07
SURPLUS / (DEFICIT) FOR THE PERIOD	本期盈餘/(赤字)	\$199.51	\$7,628.39	\$17,932.04	\$11,725.87	\$8,143.51	(\$2,857.39)	\$42,771.93
SURPLUS / (DEFICIT) B/F	承上結存	\$3,439,029.20	\$3,439,228.71	\$3,446,857.10	\$3,464,789.14	\$3,476,515.01	\$3,484,658.52	\$3,439,029.20
ADJ ON SURPLUS / (DEFICIT) for Yr.2012-20	2012-20年盈餘/(赤字) 調整	\$0.00	\$0.00	\$0.00	\$0.00	\$0.00	\$111,549.93	\$111,549.93
ACCUM.SURPLUS / (DEFICIT) C/F	累積盈餘/(赤字)	\$3,439,228.71	\$3,446,857.10	\$3,464,789.14	\$3,476,515.01	\$3,484,658.52	\$3,593,351.06	\$3,593,351.06

備註：2021年6月份財務收支報告已就2012年9月至2016年5月會計師事務所入賬誤差作出調整及包括2012年至2014年之核數調整



HONG KONG GARDENS - CARPARK C 豪景花園車場 C
STATEMENT OF COMPREHENSIVE INCOME 收支報告表
(FORMERLY KNOWN AS INCOME & EXPENDITURE ACCOUNT)

		Jan-21 (一月)	Feb-21 (二月)	Mar-21 (三月)	Apr-21 (四月)	May-21 (五月)	Jun-21 (六月)	1-6/2021 TOTAL總計
INCOME:	收入							
MANAGEMENT FEE RECEIVED	管理費收入	\$137,361.00	\$137,361.00	\$137,361.00	\$137,361.00	\$137,361.00	\$137,361.00	\$824,166.00
LESS: SINKING FUND	減：儲備基金	(\$6,868.05)	(\$6,868.05)	(\$6,868.05)	(\$6,868.05)	(\$6,868.05)	(\$6,868.05)	(\$41,208.30)
LESS: PROVISION FOR BAD DEBT - M.F.	管理費壞賬撥備	\$0.00	\$0.00	\$0.00	\$0.00	\$0.00	\$0.00	\$0.00
INSURANCE AND OTHER COMPENSATION	保險及其他賠償	\$0.00	\$3,000.00	\$0.00	\$0.00	\$300.00	\$0.00	\$3,300.00
LEGAL FEE RECOVERED	訴訟費收入	\$0.00	\$0.00	\$0.00	\$0.00	\$0.00	\$0.00	\$0.00
INTEREST INCOME	利息收入	\$0.00	\$0.00	\$0.00	\$0.00	\$0.00	\$0.00	\$0.00
SUNDRY INCOME	什項收入	\$1,000.00	\$11,015.00	\$400.00	\$600.00	\$400.00	\$600.00	\$14,015.00
		<u>\$131,492.95</u>	<u>\$144,507.95</u>	<u>\$130,892.95</u>	<u>\$131,092.95</u>	<u>\$131,192.95</u>	<u>\$131,092.95</u>	<u>\$800,272.70</u>
EXPENSES:	減：支出							
APPORTIONMENT OF GARDENS EXPENSES	公共費用之分攤	\$24,351.57	\$28,488.74	\$23,916.26	\$24,646.57	\$25,208.40	\$30,318.32	\$156,929.86
AUDITORS REMUNERATION	核數費	\$0.00	\$0.00	\$0.00	\$0.00	\$0.00	\$0.00	\$0.00
CARPARK EQUIPMENT	車場設備	\$0.00	\$1,882.84	\$0.00	\$80.51	\$1,100.94	\$954.99	\$4,019.28
CONSULTING FEE	諮詢費	\$0.00	\$0.00	\$0.00	\$0.00	\$0.00	\$0.00	\$0.00
CLEANING EXPENSES	清潔費	\$15,535.50	\$15,535.50	\$15,535.50	\$15,535.50	\$15,535.50	\$15,535.50	\$93,213.00
DEBRIS REMOVAL CHARGES	清泥頭費	\$0.00	\$0.00	\$0.00	\$0.00	\$0.00	\$0.00	\$0.00
ELECTRICITY	電費	\$14,562.00	\$17,496.00	\$13,455.00	\$15,881.00	\$14,523.00	\$17,280.00	\$93,197.00
LEGAL FEE	訴訟費	\$0.00	\$0.00	\$0.00	\$0.00	\$0.00	\$0.00	\$0.00
MAINTENANCE, REPAIR & INSTALLATION	保養維修							
CONCRETE AND SCAFFOLDING	外牆維修及搭棚	\$0.00	\$0.00	\$0.00	\$0.00	\$0.00	\$0.00	\$0.00
DRAINAGE, ELECTRICALS & PUMPS	水電保養維修	\$2,411.46	\$6,478.84	\$26.00	\$3,019.26	\$1,250.79	\$1,694.01	\$14,880.36
SECURITY SYSTEM	保安系統	\$7,675.00	\$4,375.00	\$1,375.00	\$1,375.00	\$1,375.00	\$1,375.00	\$17,550.00
FIRE FIGHTING SYSTEM	消防保養	\$0.00	\$0.00	\$0.00	\$0.00	\$0.00	\$1,276.04	\$1,276.04
MANAGER'S REMUNERATION 4%	管理酬金 4%	\$2,781.78	\$2,989.55	\$2,376.13	\$2,655.67	\$2,814.88	\$2,687.93	\$16,305.94
MAINTENANCE FUND 11%	維修基金 11%	\$7,649.89	\$8,221.25	\$6,534.37	\$7,303.09	\$7,740.91	\$7,391.81	\$44,841.32
SECURITY GUARD SERVICE CHARGES	保安費	\$23,579.00	\$23,579.00	\$23,579.00	\$23,579.00	\$23,579.00	\$23,579.00	\$141,474.00
PRINTING AND STATIONERY	印刷及廣告費	\$0.00	\$0.00	\$0.00	\$0.00	\$89.71	\$0.00	\$89.71
STAFF COST ALLOCATION	人力成本調配	\$4,623.71	\$4,623.71	\$4,623.71	\$4,623.71	\$4,623.71	\$4,623.71	\$27,742.26
SUNDRY EXPENSES	什項支出	\$390.00	\$0.00	\$41.41	\$0.00	\$7,500.00	\$10.00	\$7,941.41
TELEPHONE	電話費	\$767.75	\$767.75	\$767.75	\$767.75	\$794.25	\$870.00	\$4,735.25
WATER FEE	水費	\$0.00	\$0.00	\$0.00	\$1,530.00	\$0.00	\$0.00	\$1,530.00
TOTAL EXPENSES	總支出	<u>\$104,327.66</u>	<u>\$114,438.18</u>	<u>\$92,230.13</u>	<u>\$100,997.06</u>	<u>\$106,136.09</u>	<u>\$107,596.31</u>	<u>\$625,725.43</u>
SURPLUS / (DEFICIT) FOR THE PERIOD	本期盈餘/(赤字)	\$27,165.29	\$30,069.77	\$38,662.82	\$30,095.89	\$25,056.86	\$23,496.64	\$174,547.27
SURPLUS / (DEFICIT) B/F	承上結存	\$1,652,954.23	\$1,680,119.52	\$1,710,189.29	\$1,748,852.11	\$1,778,948.00	\$1,804,004.86	\$1,652,954.23
ADJ ON SURPLUS / (DEFICIT) for Yr.2012-20	2012-20年盈餘/(赤字) 調整	\$0.00	\$0.00	\$0.00	\$0.00	\$0.00	\$131,597.49	\$131,597.49
ACCUM.SURPLUS / (DEFICIT) C/F	累積盈餘/(赤字)	<u>\$1,680,119.52</u>	<u>\$1,710,189.29</u>	<u>\$1,748,852.11</u>	<u>\$1,778,948.00</u>	<u>\$1,804,004.86</u>	<u>\$1,959,098.99</u>	<u>\$1,959,098.99</u>

備註：2021年6月份財務收支報告已就2012年9月至2016年5月會計師事務所入賬誤差作出調整及包括2012年至2014年之核數調整



T.L.60
HONG KONG GARDENS - CARPARK D 豪景花園車場 D
STATEMENT OF COMPREHENSIVE INCOME 收支報告表
(FORMERLY KNOWN AS INCOME & EXPENDITURE ACCOUNT)

		Jan-21 (一月)	Feb-21 (二月)	Mar-21 (三月)	Apr-21 (四月)	May-21 (五月)	Jun-21 (六月)	1-6/2021 TOTAL總計
INCOME:	收入							
MANAGEMENT FEE RECEIVED	管理費收入	\$145,152.00	\$145,152.00	\$145,152.00	\$145,152.00	\$145,152.00	\$145,152.00	\$870,912.00
LESS: SINKING FUND	減：儲備基金	(\$7,257.60)	(\$7,257.60)	(\$7,257.60)	(\$7,257.60)	(\$7,257.60)	(\$7,257.60)	(\$43,545.60)
LESS: PROVISION FOR BAD DEBT - M.F.	管理費壞賬撥備	\$0.00	\$0.00	\$0.00	\$0.00	\$0.00	\$0.00	\$0.00
ADD: BAD DEBT (M.F.) WRITTEN BACK	收回管理費壞賬	\$0.00	\$0.00	\$0.00	\$0.00	\$0.00	\$0.00	\$0.00
INSURANCE AND OTHER COMPENSATION	保險及其他賠償	\$0.00	\$0.00	\$0.00	\$0.00	\$0.00	\$0.00	\$0.00
LEGAL FEE RECOVERED	訴訟費收入	\$0.00	\$0.00	\$0.00	\$0.00	\$0.00	\$0.00	\$0.00
INTEREST INCOME	利息收入	\$0.00	\$0.00	\$0.00	\$0.00	\$0.00	\$0.00	\$0.00
SUNDRY INCOME	什項收入	\$400.00	\$14,060.00	\$400.00	\$800.00	\$1,200.00	\$1,000.00	\$17,860.00
		\$138,294.40	\$151,954.40	\$138,294.40	\$138,694.40	\$139,094.40	\$138,894.40	\$845,226.40
EXPENSES:	減：支出							
APPORTIONMENT OF GARDENS EXPENSES	公共費用之攤	\$33,516.14	\$39,210.30	\$32,917.01	\$33,922.16	\$34,695.44	\$41,728.44	\$215,989.49
AUDITORS REMUNERATION	核數費	\$0.00	\$0.00	\$0.00	\$0.00	\$0.00	\$0.00	\$0.00
CARPARK EQUIPMENT	車場設備	\$0.00	\$2,591.43	\$0.00	\$110.82	\$1,515.25	\$1,314.40	\$5,531.90
CONSULTING FEE	諮詢費	\$0.00	\$0.00	\$0.00	\$0.00	\$0.00	\$0.00	\$0.00
CLEANING EXPENSES	清潔費	\$15,535.50	\$15,535.50	\$15,535.50	\$15,535.50	\$15,535.50	\$15,535.50	\$93,213.00
DEBRIS REMOVAL CHARGES	清泥頭費	\$0.00	\$0.00	\$0.00	\$0.00	\$0.00	\$0.00	\$0.00
ELECTRICITY	電費	\$11,167.00	\$13,387.00	\$10,263.00	\$11,665.00	\$11,136.00	\$12,569.00	\$70,187.00
LEGAL FEE	訴訟費	\$0.00	\$0.00	\$0.00	\$0.00	\$0.00	\$0.00	\$0.00
MAINTENANCE, REPAIR & INSTALLATION	保養維修							
CONCRETE AND SCAFFOLDING	外牆維修及搭棚	\$0.00	\$0.00	\$0.00	\$0.00	\$0.00	\$0.00	\$0.00
DRAINAGE, ELECTRICALS & PUMPS	水電保養維修	\$3,351.00	\$9,337.94	\$40.00	\$3,737.43	\$1,287.66	\$2,218.64	\$19,972.67
SECURITY SYSTEM	保安系統	\$8,575.00	\$1,375.00	\$1,375.00	\$1,375.00	\$1,375.00	\$1,375.00	\$15,450.00
FIRE FIGHTING SYSTEM	消防保養	\$0.00	\$0.00	\$0.00	\$2,200.00	\$0.00	\$1,379.93	\$3,579.93
MANAGER'S REMUNERATION 4%	管理酬金 4%	\$2,785.00	\$2,917.50	\$2,319.24	\$3,036.74	\$2,468.40	\$2,608.61	\$16,135.49
MAINTENANCE FUND 11%	維修基金 11%	\$7,658.76	\$8,023.12	\$6,377.92	\$8,351.04	\$6,788.10	\$7,173.68	\$44,372.62
SECURITY GUARD SERVICE CHARGES	保安費	\$23,579.00	\$23,579.00	\$23,579.00	\$23,579.00	\$23,579.00	\$23,579.00	\$141,474.00
PRINTING AND STATIONERY	印刷及廣告費	\$0.00	\$0.00	\$0.00	\$0.00	\$123.48	\$0.00	\$123.48
STAFF COST ALLOCATION	人力成本調配	\$6,363.82	\$6,363.82	\$6,363.82	\$6,363.82	\$6,363.82	\$6,363.82	\$38,182.92
SUNDRY EXPENSES	什項支出	\$286.00	\$0.00	\$56.99	\$10,030.00	\$0.00	\$10.00	\$10,382.99
TELEPHONE	電話費	\$767.75	\$767.75	\$767.75	\$767.75	\$794.25	\$870.00	\$4,735.25
WATER FEE	水費	\$0.00	\$0.00	\$0.00	\$554.20	\$0.00	\$0.00	\$554.20
TOTAL EXPENSES	總支出	\$113,584.97	\$123,088.36	\$99,595.23	\$121,228.46	\$105,661.90	\$116,726.02	\$679,884.94
SURPLUS / (DEFICIT) FOR THE PERIOD	本期盈餘/(赤字)	\$24,709.43	\$28,866.04	\$38,699.17	\$17,465.94	\$33,432.50	\$22,168.38	\$165,341.46
SURPLUS / (DEFICIT) B/F	承上結存	\$1,866,254.51	\$1,890,963.94	\$1,919,829.98	\$1,958,529.15	\$1,975,995.09	\$2,009,427.59	\$1,866,254.51
ADJ ON SURPLUS / (DEFICIT) for Yr.2012-20	2012-20年盈餘/(赤字) 調整	\$0.00	\$0.00	\$0.00	\$0.00	\$0.00	\$85,862.36	\$85,862.36
ACCUM.SURPLUS / (DEFICIT) C/F	累積盈餘/(赤字)	\$1,890,963.94	\$1,919,829.98	\$1,958,529.15	\$1,975,995.09	\$2,009,427.59	\$2,117,458.33	\$2,117,458.33

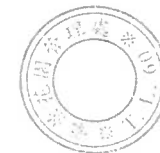
備註：2021年6月份財務收支報告已就2012年9月至2016年5月會計師事務所入賬誤差作出調整及包括2012年至2014年之核數調整



T.L.60
H. K. GARDEN - COMMERCIAL COMPLEX 豪景花園 - 商場
STATEMENT OF COMPREHENSIVE INCOME 收支報告表
(FORMERLY KNOWN AS INCOME & EXPENDITURE ACCOUNT)

		Jan-21 (一月)	Feb-21 (二月)	Mar-21 (三月)	Apr-21 (四月)	May-21 (五月)	Jun-21 (六月)	1-6/2021 TOTAL總計
INCOME:	收入							
MANAGEMENT FEE RECEIVED	管理費收入	\$177,606.00	\$177,606.00	\$177,606.00	\$177,606.00	\$177,606.00	\$177,606.00	\$1,065,636.00
LESS: SINKING FUND	減: 儲備基金	(\$8,880.30)	(\$8,880.30)	(\$8,880.30)	(\$8,880.30)	(\$8,880.30)	(\$8,880.30)	(\$53,281.80)
TELECOM STATION INCOME	電訊台收入	\$89,250.00	\$89,250.00	\$89,250.00	\$89,250.00	\$77,290.00	\$63,500.00	\$497,790.00
LESS: PROPERTY TAX OF TELECOM	減: 電訊物業稅	\$0.00	\$0.00	\$0.00	\$0.00	\$0.00	\$0.00	\$0.00
INSURANCE AND OTHER COMPENSATION	保險及其他賠償	\$0.00	\$0.00	\$0.00	\$0.00	\$0.00	\$0.00	\$0.00
SUNDRY INCOME	什項收入	\$300.00	\$1,301.00	\$0.00	\$712.50	\$285.00	\$0.00	\$2,598.50
		<u>\$258,275.70</u>	<u>\$259,276.70</u>	<u>\$257,975.70</u>	<u>\$258,688.20</u>	<u>\$246,300.70</u>	<u>\$232,225.70</u>	<u>\$1,512,742.70</u>
EXPENSES:	減: 支出							
APPORTIONMENT OF GARDEN EXPENSE	公共費用之分攤	\$2,244.38	\$2,625.69	\$2,204.26	\$2,271.57	\$2,323.36	\$2,794.32	\$14,463.58
AUDITORS REMUNERATION	核數費	\$0.00	\$0.00	\$0.00	\$0.00	\$0.00	\$0.00	\$0.00
AIR CONDITION SYSTEM	冷氣系統	\$6,500.00	\$64,000.00	\$6,500.00	\$6,500.00	\$6,500.00	\$7,300.00	\$97,300.00
GOVERNMENT RENT/RATES	地租/差餉	\$8,055.00	\$0.00	\$0.00	\$8,001.00	\$0.00	\$0.00	\$16,056.00
CONSULTING FEE	諮詢費	\$0.00	\$0.00	\$0.00	\$0.00	\$0.00	\$0.00	\$0.00
CLEANING EXPENSES	清潔費	\$50,289.00	\$50,289.00	\$50,289.00	\$48,849.00	\$48,849.00	\$50,809.00	\$299,374.00
DEBRIS REMOVAL CHARGES	清泥頭費	\$0.00	\$0.00	\$0.00	\$0.00	\$0.00	\$0.00	\$0.00
ELECTRICITY	電費	\$29,250.75	\$28,405.23	\$27,906.75	\$30,845.24	\$29,798.75	\$30,271.24	\$176,477.96
FESTIVAL DECORATION EXPENSES	節日裝飾	\$0.00	\$0.00	\$0.00	\$0.00	\$0.00	\$0.00	\$0.00
FURNITURE, FIXTURES & EQUIPMENT	商場設備	\$0.00	\$0.00	\$0.00	\$0.00	\$0.00	\$0.00	\$0.00
GENERATOR	發電機	\$900.00	\$900.00	\$900.00	\$900.00	\$900.00	\$900.00	\$5,400.00
MAINTENANCE, REPAIR & INSTALLATION	保養維修							
CONCRETE AND SCAFFOLDING	外牆維修及搭棚	\$0.00	\$0.00	\$0.00	\$0.00	\$0.00	\$0.00	\$0.00
DRAINAGE, ELECTRICALS & PUMPS	水電保養維修	\$0.00	\$72,760.00	\$74.00	\$10,330.00	\$600.00	\$20.00	\$83,784.00
SECURITY SYSTEM	保安系統	\$3,600.00	\$0.00	\$0.00	\$0.00	\$0.00	\$0.00	\$3,600.00
FIRE FIGHTING SYSTEM	消防保養	\$2,265.00	\$0.00	\$5,000.00	\$2,265.00	\$0.00	\$0.00	\$9,530.00
LIFTS	升降機	\$23,047.00	\$23,047.00	\$23,337.00	\$23,047.00	\$34,647.00	\$23,047.00	\$150,172.00
MANAGER'S REMUNERATION 4%	管理酬金 4%	\$6,846.73	\$11,576.60	\$6,418.90	\$7,389.53	\$6,741.39	\$6,510.67	\$45,483.82
MAINTENANCE FUND 11%	維修基金 11%	\$18,828.50	\$31,835.65	\$17,651.98	\$20,321.21	\$18,538.82	\$17,904.34	\$125,080.50
SECURITY GUARD SERVICE CHARGES	保安費	\$47,158.00	\$47,158.00	\$46,382.80	\$47,158.00	\$47,158.00	\$47,158.00	\$282,172.80
PRINTING AND STATIONERY	印刷及廣告費	\$0.00	\$550.00	\$0.00	\$0.00	\$0.00	\$0.00	\$550.00
SUNDRY EXPENSES	什項支出	\$5.40	\$103.80	\$0.00	\$6,760.00	\$0.00	\$1,508.00	\$8,377.20
TRAVELLING	交通費	\$0.00	\$0.00	\$0.00	\$0.00	\$0.00	\$0.00	\$0.00
TELEPHONE	電話費	\$98.00	\$177.00	\$83.00	\$83.00	\$82.00	\$83.00	\$606.00
WAGES / SALARIES	薪金	\$0.00	\$0.00	\$0.00	\$0.00	\$0.00	\$0.00	\$0.00
MANDATORY PROVIDENT FUND	強積金	\$0.00	\$0.00	\$0.00	\$0.00	\$0.00	\$0.00	\$0.00
WATER FEE	水費	\$0.00	\$2,025.00	\$0.00	\$0.00	\$0.00	\$1,670.50	\$3,695.50
TOTAL EXPENSES	總支出	<u>\$199,087.76</u>	<u>\$335,452.97</u>	<u>\$186,747.69</u>	<u>\$214,720.55</u>	<u>\$196,138.32</u>	<u>\$189,976.07</u>	<u>\$1,322,123.36</u>
SURPLUS / (DEFICIT) FOR THE PERIOD	本期盈餘/(赤字)	\$59,187.94	(\$76,176.27)	\$71,228.01	\$43,967.65	\$50,162.38	\$42,249.63	\$190,619.34
SURPLUS / (DEFICIT) B/F	承上結存	\$263,712.07	\$322,900.01	\$248,723.74	\$317,951.75	\$361,919.40	\$412,081.78	\$263,712.07
ADJ ON SURPLUS / (DEFICIT) for Yr.2012-20	2012-20年盈餘/(赤字) 調整	\$0.00	\$0.00	\$0.00	\$0.00	\$0.00	\$386,850.08	\$386,850.08
ACCUM.SURPLUS / (DEFICIT) C/F	累積盈餘/(赤字)	<u>\$322,900.01</u>	<u>\$246,723.74</u>	<u>\$317,951.75</u>	<u>\$361,919.40</u>	<u>\$412,081.78</u>	<u>\$841,181.49</u>	<u>\$841,181.49</u>

備註: 2021年6月份財務收支報告已就2012年9月至2016年5月會計師事務所入賬誤差作出調整及包括2012年至2014年之核數調整



T.L.60
HONG KONG GARDENS
COMMON AREA (ESTATE), BLK(1 - 28) & C.P.(A, B, C & D)
STATEMENT OF COMPREHENSIVE INCOME
(FORMERLY KNOWN AS INCOME & EXPENDITURE ACCOUNT)

豪景花園
全苑, 第1-28座, 車場A-D
收支報告表

		Jan-21 (一月)	Feb-21 (二月)	Mar-21 (三月)	Apr-21 (四月)	May-21 (五月)	Jun-21 (六月)	1-6/2021 TOTAL總計
INCOME:	收入							
MANAGEMENT FEE RECEIVED	管理費收入	\$4,894,433.00	\$4,894,433.00	\$4,894,433.00	\$4,894,433.00	\$4,894,433.00	\$4,894,433.00	\$29,366,598.00
LESS: SINKING FUND	減: 儲備基金	(\$244,721.65)	(\$244,721.65)	(\$244,721.65)	(\$244,721.65)	(\$244,721.65)	(\$244,721.65)	(\$1,468,329.90)
TENNIS & SQUASH COURT INCOME	網球、壁球場收入	\$0.00	\$1,860.00	\$15,895.00	\$16,000.00	\$18,530.00	\$14,960.00	\$67,245.00
SWIMMING POOL INCOME	泳池收入	(\$30.00)	\$0.00	\$0.00	\$0.00	\$27,146.00	\$44,723.00	\$71,839.00
TELECOM STATION INCOME	電訊台收入	\$15,000.00	\$15,000.00	\$15,000.00	\$15,000.00	\$15,000.00	\$15,000.00	\$90,000.00
LESS: PROPERTY TAX OF TELECOM	減: 電訊物業稅	\$0.00	\$0.00	\$0.00	\$0.00	\$0.00	\$0.00	\$0.00
INSURANCE AND OTHER COMPENSATION	保險及其他賠償	\$3,000.00	\$46,790.00	\$0.00	\$38,000.00	\$1,070.00	\$0.00	\$88,860.00
BANK INTEREST RECEIVED	銀行利息收入	\$0.00	\$357.05	\$830.50	\$499.63	\$566.61	\$602.10	\$2,855.89
INTEREST RECEIVED	利息收入	\$0.00	\$0.00	\$0.00	\$0.00	\$0.00	\$0.00	\$0.00
SUNDRY INCOME	什項收入	\$15,115.54	\$831,877.00	\$23,599.95	\$19,782.90	\$23,007.40	\$21,084.90	\$934,467.69
		\$4,682,796.89	\$5,545,595.40	\$4,705,036.80	\$4,738,993.88	\$4,735,031.36	\$4,746,081.35	\$29,153,535.68
AUDITORS REMUNERATION	核數費	\$0.00	\$0.00	\$0.00	\$0.00	\$0.00	\$0.00	\$0.00
BANK CHARGES	銀行費用	\$4,199.10	\$4,078.40	\$4,750.80	\$4,629.50	\$4,810.20	\$5,064.40	\$27,532.40
CARPARK EQUIPMENT	車場設備	\$0.00	\$8,185.00	\$0.00	\$350.00	\$4,785.95	\$4,151.49	\$17,472.44
COMMITTEE'S EXPENSES	業主會開支費用	\$0.00	\$0.00	\$0.00	\$0.00	\$0.00	\$21,521.00	\$21,521.00
GOVERNMENT RENT/RATES	地租/差餉	\$900.00	\$0.00	\$0.00	\$900.00	\$0.00	\$0.00	\$1,800.00
CLEANING EXPENSES	清潔費	\$678,883.00	\$674,851.00	\$678,883.00	\$683,756.55	\$691,206.96	\$677,875.00	\$4,085,455.51
CONSULTING FEE	諮詢費	\$0.00	\$0.00	\$0.00	\$0.00	\$0.00	\$0.00	\$0.00
DEBRIS REMOVAL CHG.	清泥頭費	\$0.00	\$0.00	\$0.00	\$0.00	\$0.00	\$0.00	\$0.00
ELECTRICITY	電費	\$269,860.25	\$307,273.77	\$253,527.25	\$294,186.76	\$290,786.25	\$356,023.76	\$1,771,658.04
FESTIVAL DECORATION EXPENSES	節日裝飾	\$328.00	\$120.00	\$18,675.00	\$0.00	\$0.00	\$0.00	\$19,123.00
FURNITURE, FIXTURES & EQUIPMENT	屋苑設備	\$0.00	\$0.00	\$0.00	\$0.00	\$0.00	\$0.00	\$0.00
DEPRECIATION	折舊	\$0.00	\$0.00	\$0.00	\$0.00	\$0.00	\$0.00	\$0.00
GARDENING EXPENSES	園藝種植	\$8,499.00	\$13,088.00	\$14,458.60	\$27,592.00	\$19,494.00	\$13,959.00	\$97,090.60
INSURANCE	保險費	\$0.00	\$0.00	\$0.00	\$0.00	\$192.47	\$0.00	\$192.47
LEGAL FEE	訴訟費	\$1,106.00	\$1,104.00	\$1,104.00	\$1,954.00	\$1,104.00	\$1,104.00	\$7,476.00
MAINTENANCE, REPAIR & INSTALLATION	保養維修							
CONCRETE AND SCAFFOLDING	外牆維修及搭棚	\$0.00	\$2,300.00	\$32,305.00	\$39,402.00	\$67,450.00	\$71,385.00	\$212,842.00
DRAINAGE, ELECTRICALS & PUMPS	水電保養維修	\$58,953.08	\$135,971.90	\$103,918.90	\$129,764.39	\$52,928.70	\$104,382.69	\$585,919.66
SECURITY SYSTEM / SMATV SYM	保安系統/衛星電視	\$91,185.00	\$24,420.00	\$16,140.00	\$61,654.00	\$73,840.00	\$14,299.00	\$281,538.00
FIRE FIGHTING SYSTEM	消防保養	\$4,465.00	\$0.00	\$0.00	\$7,965.00	\$57,900.00	\$206,950.00	\$277,280.00
LIFTS	升降機	\$213,790.00	\$213,790.00	\$218,430.00	\$251,790.00	\$260,590.00	\$217,560.00	\$1,375,950.00
SWIMMING POOL EXPENSES	泳池費	\$7,500.00	\$0.00	\$0.00	\$0.00	\$48,790.00	\$72,978.00	\$129,268.00
MANAGER'S REMUNERATION 4%	管理酬金 4%	\$165,931.41	\$182,710.77	\$165,922.11	\$173,731.96	\$177,195.90	\$196,762.01	\$1,062,254.16
MAINTENANCE FUND 11%	維修基金 11%	\$243,513.39	\$248,526.21	\$244,783.50	\$260,471.63	\$261,554.20	\$269,832.87	\$1,528,681.80
PEST CONTROL	殺蟲滅鼠	\$12,290.00	\$12,290.00	\$12,570.00	\$12,290.00	\$17,390.00	\$13,130.00	\$79,960.00
PRINTING AND STATIONERY	印刷及廣告費	\$4,066.46	\$8,533.79	\$4,677.44	\$4,485.45	\$9,018.78	\$5,319.73	\$36,101.65
RENTAL EXPENSES	管理處租金	\$41,904.00	\$41,904.00	\$41,904.00	\$41,904.00	\$41,904.00	\$41,904.00	\$251,424.00
SECURITY GUARD SERVICE CHARGES	保安費	\$2,053,271.00	\$2,098,271.00	\$2,051,787.80	\$2,053,271.00	\$2,051,079.80	\$2,053,271.00	\$12,360,951.60
SUNDRY EXPENSES	什項支出	\$31,043.70	\$26,827.70	\$26,709.95	\$50,987.25	\$69,763.61	\$41,147.56	\$246,479.77
TELEPHONE	電話費	\$11,505.00	\$11,506.00	\$11,504.00	\$11,505.00	\$11,631.00	\$11,928.00	\$69,579.00
UNIFORM	制服費	\$84.00	\$244.00	\$0.00	\$4,744.60	\$0.00	\$0.00	\$5,072.60
WAGES/SALARIES	薪金	\$624,501.86	\$626,020.05	\$628,219.93	\$627,172.04	\$628,072.07	\$637,978.58	\$3,771,964.53
MANDATORY PROVIDENT FUND	強積金	\$29,949.96	\$28,556.51	\$28,488.31	\$27,827.08	\$27,160.59	\$27,218.78	\$169,201.23
WATER FEE	水費	\$0.00	\$328,434.50	\$0.00	\$5,168.40	\$0.00	\$319,900.20	\$653,503.10
TOTAL EXPENSES	總支出	\$4,557,729.21	\$4,999,006.60	\$4,558,759.59	\$4,777,502.61	\$4,868,648.48	\$5,385,646.07	\$34,532,938.63
SURPLUS / (DEFICIT) FOR THE PERIOD	本期盈餘/(赤字)	\$125,067.68	\$546,588.80	\$146,277.21	(\$38,508.73)	(\$133,617.12)	(\$639,564.72)	(\$5,379,402.95)
APPORTIONMENT OF GARDEN EXPENSES TO COM.COMPLEX & FIRST OWNER	屋苑公眾位置費用分配給商場及大業主	\$62,137.06	\$72,693.71	\$61,026.29	\$62,889.80	\$64,323.41	\$77,362.21	\$400,432.48
SURPLUS / (DEFICIT) B/F	承上結存	\$6,529,654.20	\$6,716,858.94	\$7,336,141.45	\$7,543,444.95	\$7,567,826.02	\$7,498,532.31	\$6,529,654.20
ADJ ON SURPLUS / (DEFICIT) for Yr.2012-20	2012-20年盈餘/(赤字) 調整	\$0.00	\$0.00	\$0.00	\$0.00	\$0.00	\$576,198.80	\$576,198.80
ACCUM.SURPLUS / (DEFICIT) C/F	累積盈餘/(赤字)	\$6,716,858.94	\$7,336,141.45	\$7,543,444.95	\$7,567,826.02	\$7,498,532.31	\$7,512,528.60	\$2,126,882.53

備註: 2021年6月份財務收支報告已就2012年9月至2016年5月會計師事務所人賬誤差作出調整及包括2012年至2014年之核數調整



T.L.60
HONG KONG GARDENS - ESTATE
SUPPLEMENTARY NOTES

豪景花園-全苑
備註

Jun-2021

1. Fire Fighting System	消防保養	藍閘地底消防閘掣及消防喉管喉管維修工程 2021年遊樂會及公眾地方消防年檢服務	\$92,680.00 \$2,500.00	\$95,180.00
2. Sundry Expenses	什項支出	中國平安-保險墊底費,21/12/20 3座路邊塌樹壓倒車輛 擺放商場天台測試太陽能數據用太陽能板 其他	\$10,000.00 \$4,467.51 \$11,520.15	\$25,987.66
3. Committee's Exp	業主會開支費用	五金物料: 帆布,喉通,木板,膠紙,鐵線,支架等.....業主大會檔雨棚及佈置物料		\$21,521.00

May-2021

1. Swimming Pool Expenses	泳池費	心型泳池供水喉生銹漏水用五金材料及B泳池及心池泵房系統維修 泳池保養費及救生員服務費	\$16,490.00 \$32,300.00	\$48,790.00
2. Security System	保安系統	頭閘入口更換損壞閘機 15座外圍加裝CCTV鏡頭2套 安裝車牌識別系統(電腦1部,顯示器及入口鏡頭1個)	\$18,000.00 \$8,150.00 \$26,000.00	\$52,150.00
3. Sundry Expenses	什項支出	購買2個扣鎖本苑違例泊車鎖車架 購買淨化空氣機6部(遊樂會4部,健身室1部及管理處1部用) 其他	\$5,200.00 \$20,280.00 \$14,140.33	\$39,620.33

Apr-2021

1. Gardening Exp	園藝種植	租借夾車清理枯枝 園藝部購買安全設備 額外清潔員服務(花王代工)	\$12,000.00 \$2,488.00 \$13,104.00	\$27,592.00
2. Drainage, Electricals & Pumps	水電保養維修	五金物料: 維修部及水電部購買電鑽, 鋸梯 其他	\$23,880.00 \$15,362.89	\$39,242.89
3. Security System	保安系統	D車場與25-28座後巷之間外圍加裝CCTV鏡頭3個工程 25座外圍加CCTV鏡頭工程	\$12,150.00 \$12,475.00	\$24,625.00

Mar-2021

1. Drainage, Electricals & Pumps	水電保養維修	第7,8座後山斜坡維修鐵絲網圍欄 其他	\$18,000.00 \$11,815.90	\$29,815.90
----------------------------------	--------	------------------------	----------------------------	-------------

Feb-2021

1. Insurance and Other Compensation	保險及其他賠償收入	賠償12/11/2020撞毀B車場B梯對面消防水龍頭 其他賠償2單 僱員補償: Tang. Y. W工傷日期20/7/18	\$41,000.00 \$800.00 \$1,990.00	\$43,790.00
2. Drainage, Electricals & Pumps	水電保養維修	B車場外斜路位更換損壞消防水龍頭工程 其他	\$41,000.00 \$9,229.00	\$50,229.00
3. Security Guard Service Charges	保安費	2月份保安費用 冬防及新年臨時增加保安費用	\$782,560.00 \$45,000.00	\$827,560.00



Jan-2021

1. Drainage, Electricals & Pumps	水電保養維修	圍欄, 安裝於樂悠種植區外圍及22-24座地下外圍 做鎖車架箱之膠板及五金物料 其他	\$8,757.24 \$16,742.00 <u>\$11,360.98</u>	\$36,860.22
2. Gardening Expenses	園藝種植	由於園藝部人手不足, 需要聘請花王代工, 以服務日數計算, 費用大約\$10,000至\$14,000		



T.L.60
HONG KONG GARDENS - BLOCK 1
SUPPLEMENTARY NOTES

豪景花園第一座
備註

May-2021

1. Lifts

升降機

升降機額外特定保養, 完工日期:29/3/21
2021年5月份升降機保養費

\$7,200.00

\$5,700.00

\$12,900.00

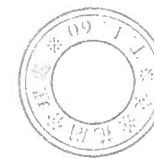
Feb-2021

1. Sundry Income

什項收入

管理公司全數回撥政府資助第二期保就業抗疫基金予豪景花園

\$22,596.00



T.L.60
HONG KONG GARDENS - BLOCK 2
SUPPLEMENTARY NOTES

豪景花園第二座
備註

May-2021

1. Lifts

升降機

升降機額外特定保養, 完工日期:29/3/21
2021年5月份升降機保養費

\$7,200.00

\$5,700.00

\$12,900.00

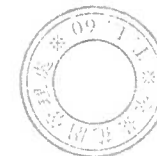
Feb-2021

1. Sundry Income

什項收入

管理公司全數回撥政府資助第二期保就業抗疫基金予豪景花園

\$22,596.00



T.L.60
HONG KONG GARDENS - BLOCK 3
SUPPLEMENTARY NOTES

豪景花園第三座
備註

May-2021

1. Lifts

升降機

升降機額外特定保養, 完工日期:29/3/21
2021年5月份升降機保養費

\$7,200.00

\$5,700.00

\$12,900.00

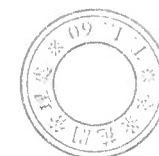
Feb-2021

1. Sundry Income

什項收入

管理公司全數回撥政府資助第二期保就業抗疫基金予豪景花園

\$22,031.00



T.L.60
HONG KONG GARDENS - BLOCK 4
SUPPLEMENTARY NOTES

豪景花園第四座
備註

May-2021

1. Lifts

升降機

升降機額外特定保養, 完工日期:29/3/21
2021年5月份升降機保養費

\$7,200.00

\$5,700.00

\$12,900.00

Feb-2021

1. Sundry Income

什項收入

管理公司全數回撥政府資助第二期保就業抗疫基金予豪景花園

\$22,031.00



T.L.60
HONG KONG GARDENS - BLOCK 5
SUPPLEMENTARY NOTES

豪景花園第五座
備註

Jun-2021

1. Fire Fighting System

消防保養

5座地底消防閘掣及消防喉管維修工程
2021年第5座消防年檢服務

\$23,260.00

\$700.00

\$23,960.00

May-2021

1. Lifts

升降機

升降機額外特定保養, 完工日期:29/3/21
2021年5月份升降機保養費

\$7,200.00

\$5,700.00

\$12,900.00

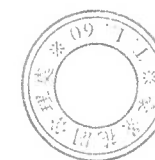
Feb-2021

1. Sundry Income

什項收入

管理公司全數回撥政府資助第二期保就業抗疫基金予豪景花園

\$27,617.00



T.L.60
HONG KONG GARDENS - BLOCK 6
SUPPLEMENTARY NOTES

豪景花園第六座
備註

Jun-2021

1. Drainage, Electricals & Pumps	水電保養維修	6座地底沖廁喉管維修工程 其他	\$19,010.00 \$352.00	\$19,362.00
2. Fire Fighting System	消防保養	6座地底消防閘擊及消防喉管維修工程 2021年第6座消防年檢服務	\$28,510.00 \$700.00	\$29,210.00

May-2021

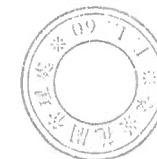
1. Lifts	升降機	升降機額外特定保養, 完工日期:29/3/21 2021年5月份升降機保養費	\$7,200.00 \$5,700.00	\$12,900.00
----------	-----	---	--------------------------	-------------

Apr-2021

1. Sundry Expenses	什項支出	保險墊底費,14/9/20 06G06外牆滲水損壞睡房地板 4/2021 garbage bag	\$10,000.00 \$932.80	\$10,932.80
--------------------	------	---	-------------------------	-------------

Feb-2021

1. Sundry Income	什項收入	管理公司全數回撥政府資助第二期保就業抗疫基金予豪景花園		\$27,617.00
------------------	------	-----------------------------	--	-------------



T.L.60
HONG KONG GARDENS - BLOCK 7
SUPPLEMENTARY NOTES

豪景花園第七座
備註

Feb-2021

1. Sundry Income

什項收入

管理公司全數回撥政府資助第二期保就業抗疫基金予豪景花園

\$37,283.00



T.L.60
HONG KONG GARDENS - BLOCK 8
SUPPLEMENTARY NOTES

豪景花園第八座
備註


Feb-2021

1. Sundry Income

什項收入

管理公司全數回撥政府資助第二期保就業抗疫基金予豪景花園

\$37,283.00



T.L.60
HONG KONG GARDENS - BLOCK 9
SUPPLEMENTARY NOTES

豪景花園第九座
備註

Mar-2021

1. Drainage, Electricals & Pumps	水電保養維修	更換9座地下損壞2號食水三相上水泵(高福CR15-08)	\$19,000.00	
		其他	\$116.00	\$19,116.00

Feb-2021

1. Sundry Income	什項收入	管理公司全數回撥政府資助第二期保就業抗疫基金予豪景花園		\$37,283.00
------------------	------	-----------------------------	--	-------------



T.L.60
HONG KONG GARDENS - BLOCK 10
SUPPLEMENTARY NOTES

豪景花園第十座
備註

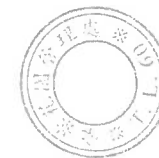
Feb-2021

1. Sundry Income

什項收入

管理公司全數回撥政府資助第二期保就業抗疫基金予豪景花園

\$37,283.00



T.L.60
HONG KONG GARDENS - BLOCK 11
SUPPLEMENTARY NOTES

豪景花園第十一座
備註

Feb-2021

1. Sundry Income

什項收入

管理公司全數回撥政府資助第二期保就業抗疫基金予豪景花園

\$37,283.00



T.L.60
HONG KONG GARDENS - BLOCK 12
SUPPLEMENTARY NOTES

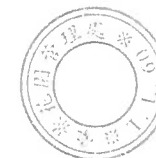
豪景花園 第十二座
備註

Feb-2021
1. Sundry Income

什項收入

管理公司全數回撥政府資助第二期保就業抗疫基金予豪景花園

\$37,283.00



T.L.60
HONG KONG GARDENS - BLOCK 13
SUPPLEMENTARY NOTES

豪景花園 第十三座
備註

Feb-2021
1. Sundry Income

什項收入

管理公司全數回撥政府資助第二期保就業抗疫基金予豪景花園

\$15,817.00



T.L.60
HONG KONG GARDENS - BLOCK 14
SUPPLEMENTARY NOTES

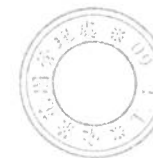
豪景花園 第十四座
備註

Feb-2021
1. Sundry Income

什項收入

管理公司全數回撥政府資助第二期保就業抗疫基金予豪景花園

\$15,817.00



T.L.60
HONG KONG GARDENS - BLOCK 15
SUPPLEMENTARY NOTES

豪景花園 第十五座
備註

May-2021

1. Security System / SMATV System

保安系統/衛星電視

回收16分割,更換32分割 #INV21037031 26/3/21 (P0421-061)
2021年5月份公共天線系統保養服務

\$7,800.00

\$280.00

\$8,080.00

Feb-2021

1. Sundry Income

什項收入

管理公司全數回撥政府資助第二期保就業抗疫基金予豪景花園

\$15,440.00



T.L.60
HONG KONG GARDENS - BLOCK 16
SUPPLEMENTARY NOTES

豪景花園 第十六座
備註

Feb-2021

1. Sundry Income

什項收入

管理公司全數回撥政府資助第二期保就業抗疫基金予豪景花園

\$30,944.00



T.L.60
HONG KONG GARDENS - BLOCK 17
SUPPLEMENTARY NOTES

豪景花園 第十七座
備註

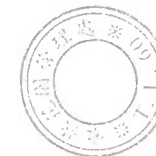
Feb-2021

1. Sundry Income

什項收入

管理公司全數回撥政府資助第二期保就業抗疫基金予豪景花園

\$30,944.00



T.L.60
HONG KONG GARDENS - BLOCK 18
SUPPLEMENTARY NOTES

豪景花園 第十八座
備註

Feb-2021

1. Sundry Income

什項收入

管理公司全數回撥政府資助第二期保就業抗疫基金予豪景花園

\$30,944.00



T.L.60
HONG KONG GARDENS - BLOCK 19
SUPPLEMENTARY NOTES

豪景花園 第十九座
備註

Feb-2021

1. Sundry Income

什項收入

管理公司全數回撥政府資助第二期保就業抗疫基金予豪景花園

\$30,944.00



T.L.60
HONG KONG GARDENS - BLOCK 20
SUPPLEMENTARY NOTES

豪景花園 第二十座
備註

Feb-2021

1. Sundry Income

什項收入

管理公司全數回撥政府資助第二期保就業抗疫基金予豪景花園

\$30,944.00



T.L.60

HONG KONG GARDENS - BLOCK 21
SUPPLEMENTARY NOTES

豪景花園 第二十一座
備註

Jun-2021

1. Drainage, Electricals & Pumps

水電保養維修

21座9至10樓水錶房更換損壞大喉工程
其他

\$15,500.00

\$533.00

\$16,033.00

Feb-2021

1. Sundry Income

什項收入

管理公司全數回撥政府資助第二期保就業抗疫基金予豪景花園

\$30,944.00



T.L.60
HONG KONG GARDENS - BLOCK 22
SUPPLEMENTARY NOTES

豪景花園 第二十二座
備註

May-2021

1. Fire Fighting System

消防保養

22座消防設備執修工程,上水喉銹爛漏水

\$35,000.00

Feb-2021

1. Sundry Income

什項收入

管理公司全數回撥政府資助第二期保就業抗疫基金予豪景花園

\$24,855.00



T.L.60
HONG KONG GARDENS - BLOCK 23
SUPPLEMENTARY NOTES

豪景花園 第二十三座
備註

Jun-2021

1. Fire Fighting System

消防保養

23座更換天井損壞消防喉管
2021年第23座消防年檢服務

\$30,000.00

\$700.00

\$30,700.00

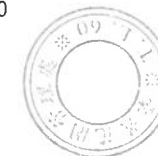
Feb-2021

1. Sundry Income

什項收入

管理公司全數回撥政府資助第二期保就業抗疫基金予豪景花園

\$23,726.00



T.L.60

HONG KONG GARDENS - BLOCK 24
SUPPLEMENTARY NOTES

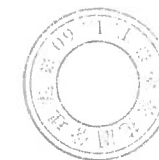
豪景花園 第二十四座
備註

Apr-2021

1. Insurance and Other Compensation	保險及其他賠償	收保險賠償2/12/19 搭棚工人刮花1號升降機玻璃鏡		\$38,000.00
2. Drainage, Electricals & Pumps	水電保養維修	天台更換損壞1號食水1台高福CR10-6加壓泵 4/2021 清洗全苑食水缸(59個)	\$10,900.00 \$920.00	\$11,820.00
3. Lifts	升降機	Replace car rear wall panels for Blk.24 L1, 已收保險賠償 4/2021 升降機保養	\$38,000.00 \$7,740.00	\$45,740.00

Feb-2021

1. Sundry Income	什項收入	管理公司全數回撥政府資助第二期保就業抗疫基金予豪景花園		\$22,596.00
------------------	------	-----------------------------	--	-------------



T.L.60
HONG KONG GARDENS - BLOCK 25
SUPPLEMENTARY NOTES

豪景花園 第二十五座
備註

Feb-2021

1. Sundry Income

什項收入

管理公司全數回撥政府資助第二期保就業抗疫基金予豪景花園

\$24,855.00



Feb-2021

1. Sundry Income

什項收入

管理公司全數回撥政府資助第二期保就業抗疫基金予豪景花園

\$23,726.00



T.L.60
HONG KONG GARDENS - BLOCK 27
SUPPLEMENTARY NOTES

豪景花園 第二十七座
備註

Feb-2021

1. Sundry Income

什項收入

管理公司全數回撥政府資助第二期保就業抗疫基金予豪景花園

\$23,726.00



T.L.60
HONG KONG GARDENS - BLOCK 28
SUPPLEMENTARY NOTES

豪景花園 第二十八座
備註

Feb-2021

1. Sundry Income

什項收入

管理公司全數回撥政府資助第二期保就業抗疫基金予豪景花園

\$22,596.00



T.L.60

HONG KONG GARDENS - CARPARK A
SUPPLEMENTARY NOTES

豪景花園車場 A
備註

Mar-2021

1. Drainage, Electricals & Pumps

水電保養維修

A車場天台防漏維修五金物料: 防水塗料, 朱腸膠, 英泥, 沙
其他

\$34,058.00

\$58.00

\$34,116.00

Feb-2021

1. Sundry Income

什項收入

管理公司全數回撥政府資助第二期保就業抗疫基金予豪景花園

\$11,188.00



T.L.60
HONG KONG GARDENS - CARPARK B
SUPPLEMENTARY NOTES

豪景花園車場 B
備註

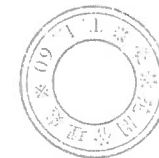
Feb-2021

1. Sundry Income

什項收入

管理公司全數回撥政府資助第二期保就業抗疫基金予豪景花園

\$8,944.00



T.L.60

HONG KONG GARDENS - CARPARK C
SUPPLEMENTARY NOTES

豪景花園車場 C
備註

Feb-2021

1. Sundry Income

什項收入

管理公司全數回撥政府資助第二期保就業抗疫基金予豪景花園
其他

\$10,215.00

\$800.00

\$11,015.00



T.L.60

HONG KONG GARDENS - CARPARK D
SUPPLEMENTARY NOTES

豪景花園車場 D
備註

Apr-2021

1. Sundry Expenses

什項支出

保險墊底費,7/7/19 D4021車位天花滴水損壞UW1318車頂
其他

\$10,000.00

\$30.00

\$10,030.00

Feb-2021

1. Sundry Income

什項收入

管理公司全數回撥政府資助第二期保就業抗疫基金予豪景花園

\$14,060.00



T.L.60

H. K. GARDEN - COMMERCIAL COMPLEX 豪景花園 - 商場
SUPPLEMENTARY NOTES 備註

May-2021

1. Lifts	升降機	商場1,2號電梯安全證書	\$1,100.00	
		商場1號升降機特定保養工作	\$10,500.00	
		商場1,2&號扶手電梯及1號升降機保養	\$23,047.00	\$34,647.00

Feb-2021

1. Sundry Income	什項收入	管理公司全數回撥政府資助第二期保就業抗疫基金予豪景花園 其他	\$941.00 \$360.00	\$1,301.00
2. Air Condition System	冷氣系統	商場更換1號損壞水塔摩打 商場更換天台冷氣水塔1,2號散熱水泵工程 2月份商場冷氣機及水質保養	\$21,500.00 \$36,000.00 \$6,500.00	\$64,000.00
3. Drainage, Electricals & Pumps	水電保養維修	商場公眾走廊天花照明優化及改善工程 商場地下污水井塞渠,廁所井位吸缸及通渠 1月份商場清洗食水缸及沖廁缸	\$68,000.00 \$4,300.00 \$460.00	\$72,760.00



APPORTIONMENT OF GARDENS EXPENSES 公共費用之分攤			Jan-21 (一月)	Feb-21 (二月)	Mar-21 (三月)	Apr-21 (四月)	May-21 (五月)	Jun-21 (after adj)	1-6/2021 TOTAL總計
BLK 1	1440 SHARES	第一座	(\$53,865.23)	(\$63,016.56)	(\$52,902.33)	(\$54,517.76)	(\$55,760.53)	(\$67,063.57)	(\$347,125.98)
BLK 2	1440 SHARES	第二座	(\$53,865.23)	(\$63,016.56)	(\$52,902.33)	(\$54,517.76)	(\$55,760.53)	(\$67,063.57)	(\$347,125.98)
BLK 3	1404 SHARES	第三座	(\$52,518.60)	(\$61,441.14)	(\$51,579.77)	(\$53,154.82)	(\$54,366.51)	(\$65,386.98)	(\$338,447.82)
BLK 4	1404 SHARES	第四座	(\$52,518.60)	(\$61,441.14)	(\$51,579.77)	(\$53,154.82)	(\$54,366.51)	(\$65,386.98)	(\$338,447.82)
BLK 5	1760 SHARES	第五座	(\$65,835.28)	(\$77,020.24)	(\$64,658.41)	(\$66,632.82)	(\$68,151.75)	(\$81,966.59)	(\$424,265.09)
BLK 6	1760 SHARES	第六座	(\$65,835.28)	(\$77,020.24)	(\$64,658.41)	(\$66,632.82)	(\$68,151.75)	(\$81,966.59)	(\$424,265.09)
BLK 7	2376 SHARES	第七座	(\$88,877.63)	(\$103,977.32)	(\$87,288.85)	(\$89,954.31)	(\$92,004.87)	(\$110,654.89)	(\$572,757.87)
BLK 8	2376 SHARES	第八座	(\$88,877.63)	(\$103,977.32)	(\$87,288.85)	(\$89,954.31)	(\$92,004.87)	(\$110,654.89)	(\$572,757.87)
BLK 9	2376 SHARES	第九座	(\$88,877.63)	(\$103,977.32)	(\$87,288.85)	(\$89,954.31)	(\$92,004.87)	(\$110,654.89)	(\$572,757.87)
BLK 10	2376 SHARES	第十座	(\$88,877.63)	(\$103,977.32)	(\$87,288.85)	(\$89,954.31)	(\$92,004.87)	(\$110,654.89)	(\$572,757.87)
BLK 11	2376 SHARES	第十一座	(\$88,877.63)	(\$103,977.32)	(\$87,288.85)	(\$89,954.31)	(\$92,004.87)	(\$110,654.89)	(\$572,757.87)
BLK 12	2376 SHARES	第十二座	(\$88,877.63)	(\$103,977.32)	(\$87,288.85)	(\$89,954.31)	(\$92,004.87)	(\$110,654.89)	(\$572,757.87)
BLK 13	1008 SHARES	第十三座	(\$37,705.66)	(\$44,111.59)	(\$37,031.63)	(\$38,162.43)	(\$39,032.37)	(\$46,944.50)	(\$242,988.18)
BLK 14	1008 SHARES	第十四座	(\$37,705.66)	(\$44,111.59)	(\$37,031.63)	(\$38,162.43)	(\$39,032.37)	(\$46,944.50)	(\$242,988.18)
BLK 15	984 SHARES	第十五座	(\$36,807.91)	(\$43,061.31)	(\$36,149.93)	(\$37,253.81)	(\$38,103.03)	(\$45,826.77)	(\$237,202.76)
BLK 16	1972 SHARES	第十六座	(\$73,765.44)	(\$86,297.67)	(\$72,446.81)	(\$74,659.05)	(\$76,360.94)	(\$91,839.84)	(\$475,369.75)
BLK 17	1972 SHARES	第十七座	(\$73,765.44)	(\$86,297.67)	(\$72,446.81)	(\$74,659.05)	(\$76,360.94)	(\$91,839.84)	(\$475,369.75)
BLK 18	1972 SHARES	第十八座	(\$73,765.44)	(\$86,297.67)	(\$72,446.81)	(\$74,659.05)	(\$76,360.94)	(\$91,839.84)	(\$475,369.75)
BLK 19	1972 SHARES	第十九座	(\$73,765.44)	(\$86,297.67)	(\$72,446.81)	(\$74,659.05)	(\$76,360.94)	(\$91,839.84)	(\$475,369.75)
BLK 20	1972 SHARES	第二十座	(\$73,765.44)	(\$86,297.67)	(\$72,446.81)	(\$74,659.05)	(\$76,360.94)	(\$91,839.84)	(\$475,369.75)
BLK 21	1972 SHARES	第二十一座	(\$73,765.44)	(\$86,297.67)	(\$72,446.81)	(\$74,659.05)	(\$76,360.94)	(\$91,839.84)	(\$475,369.75)
BLK 22	1584 SHARES	第二十二座	(\$59,251.76)	(\$69,318.21)	(\$58,192.57)	(\$59,969.54)	(\$61,336.58)	(\$73,769.93)	(\$381,838.59)
BLK 23	1512 SHARES	第二十三座	(\$56,558.49)	(\$66,167.38)	(\$55,547.45)	(\$57,243.65)	(\$58,548.55)	(\$70,416.75)	(\$364,482.27)
BLK 24	1440 SHARES	第二十四座	(\$53,865.23)	(\$63,016.56)	(\$52,902.33)	(\$54,517.76)	(\$55,760.53)	(\$67,063.57)	(\$347,125.98)
BLK 25	1584 SHARES	第二十五座	(\$59,251.76)	(\$69,318.21)	(\$58,192.57)	(\$59,969.54)	(\$61,336.58)	(\$73,769.93)	(\$381,838.59)
BLK 26	1512 SHARES	第二十六座	(\$56,558.49)	(\$66,167.38)	(\$55,547.45)	(\$57,243.65)	(\$58,548.55)	(\$70,416.75)	(\$364,482.27)
BLK 27	1512 SHARES	第二十七座	(\$56,558.49)	(\$66,167.38)	(\$55,547.45)	(\$57,243.65)	(\$58,548.55)	(\$70,416.75)	(\$364,482.27)
BLK 28	1440 SHARES	第二十八座	(\$53,865.33)	(\$63,016.58)	(\$52,902.32)	(\$54,517.80)	(\$55,760.54)	(\$67,063.59)	(\$347,126.16)
CARPARK A	713 SHARES	車場A	(\$26,670.77)	(\$31,201.95)	(\$26,194.00)	(\$26,993.87)	(\$27,609.21)	(\$33,205.78)	(\$171,875.58)
CARPARK B	570 SHARES	車場B	(\$21,321.65)	(\$24,944.05)	(\$20,940.51)	(\$21,579.95)	(\$22,071.88)	(\$26,546.00)	(\$137,404.04)
CARPARK C	651 SHARES	車場C	(\$24,351.57)	(\$28,488.74)	(\$23,916.26)	(\$24,646.57)	(\$25,208.40)	(\$30,318.32)	(\$156,929.86)
CARPARK D	896 SHARES	車場D	(\$33,516.14)	(\$39,210.30)	(\$32,917.01)	(\$33,922.16)	(\$34,695.44)	(\$41,728.44)	(\$215,989.49)
COMMERCIAL COMPLEX	60 SHARES	商場部份	(\$2,244.38)	(\$2,625.69)	(\$2,204.26)	(\$2,271.57)	(\$2,323.36)	(\$2,794.32)	(\$14,463.58)
FIRST OWNER	3%	大業主	(\$59,892.68)	(\$70,068.02)	(\$58,822.03)	(\$60,618.23)	(\$62,000.05)	(\$74,567.89)	(\$385,968.90)
			(\$1,996,422.61)	(\$2,335,600.76)	(\$1,960,734.38)	(\$2,020,607.57)	(\$2,066,668.43)	(\$2,485,596.45)	(\$12,865,630.20)
SHARES OF CONTRIBUTION:			51.770	51.770	51.770	51.770	51.770	51.770	51,770

