

HONG KONG GARDEN
MANAGED BY T. L. 60 MGT LTD
BALANCE SHEET
(UN-AUDITED)

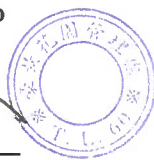
豪景花園
資產負債表
(未經審核)

		31/07/2021	31/12/2020 (調整後)	31/12/2020 (已公佈數字)
NON-CURRENT ASSETS	非流動資產			
FIXED ASSETS	固定資產	\$0.00	\$0.00	\$13,392.00
UTILITY DEPOSITS	公共按金	\$2,105,025.56	\$2,117,417.56	\$1,976,724.00
		<u>\$2,105,025.56</u>	<u>\$2,117,417.56</u>	<u>\$1,990,116.00</u>
CURRENT ASSETS	流動資產			
MANAGEMENT FEE RECEIVABLES	應收管理費	\$2,475,668.00	\$1,670,599.00	\$1,899,543.80
ACCOUNTS RECEIVABLES	應收款項	\$1,170,695.53	\$2,486,643.42	\$2,561,140.34
AMOUNT DUE FROM BUILDING MANAGER	管理公司往來賬	\$1,124,130.86	\$308,500.04	\$0.00
CURRENT A/C WITH I.O. (FIXED DEPOSIT)	法團往來賬 (定期存款)	\$49,923,634.71	\$49,923,634.71	\$47,002,379.65
PROVISIONAL TAX	電訊物業稅	\$142,920.00	\$142,920.00	\$55,526.00
CONSUMABLE INVENTORIES	存貨結餘	\$103,192.00	\$106,270.50	\$130,595.70
PREPAYMENT	預付款項	\$46,689.00	\$13,250.00	\$77,512.00
CASH BALANCE	現金結餘	\$148,505.00	\$197,890.00	\$197,890.00
BANK BALANCE	銀行結餘	\$20,573,764.96	\$19,624,473.34	\$19,609,463.34
		<u>\$75,709,200.06</u>	<u>\$74,474,181.01</u>	<u>\$71,534,050.83</u>
CURRENT LIABILITIES	流動負債			
ACCOUNT PAYABLE & ACCRUED EXPENSES	應付款項	\$6,030,674.31	\$9,753,216.63	\$10,056,894.73
MANAGEMENT FEE RECEIVED IN ADVANCE	預付管理費	\$817,282.00	\$313,330.20	\$313,330.20
TEMPORARY RECEIPT	暫收款項	\$44,593.10	\$121,691.10	\$207,637.00
REBATE FROM SHELL IN ADVANCE	石油氣回贈預收款項	\$2,612,500.00	\$2,612,500.00	\$0.00
DEBRIS & TELECOM SECURITY DEPOSIT	泥按及電訊台按金	\$1,552,450.00	\$1,222,250.00	\$1,263,855.00
AMOUNT DUE TO BUILDING MANAGER	管理公司往來賬	\$0.00	\$0.00	\$559,339.12
		<u>\$11,057,499.41</u>	<u>\$14,022,987.93</u>	<u>\$12,401,056.05</u>
NET CURRENT ASSETS	流動資產淨值	<u>\$64,651,700.65</u>	<u>\$60,451,193.08</u>	<u>\$59,132,994.78</u>
NET ASSETS	資產淨值	<u>\$66,756,726.21</u>	<u>\$62,568,610.64</u>	<u>\$61,123,110.78</u>
REPRESENTED BY :	資金分列			
MGT FEE DEP. & PUBLIC UTILITY DEP.	管理費及公共水電按金	\$12,553,529.00	\$12,377,527.00	\$11,827,665.00
SINKING FUND - DOM	住宅儲備基金	\$21,197,782.10	\$19,668,929.60	\$20,186,628.13
SINKING FUND - COM	商場儲備基金	\$218,080.80	\$155,918.70	\$155,918.70
SINKING FUND - C.P.	車場儲備基金	\$5,391,554.44	\$5,207,355.39	\$5,232,802.26
		<u>\$26,807,417.34</u>	<u>\$25,032,203.69</u>	<u>\$25,575,349.09</u>
MAINTENANCE FUND - DOM	住宅維修基金	\$15,085,092.89	\$13,490,869.05	\$12,967,417.55
MAINTENANCE FUND - COM	商場維修基金	\$408,720.63	\$263,873.93	\$329,114.47
MAINTENANCE FUND - C.P.	車場維修基金	\$3,864,329.00	\$3,647,721.82	\$3,630,198.40
		<u>\$19,358,142.52</u>	<u>\$17,402,464.80</u>	<u>\$16,926,730.42</u>
RETAINED SURPLUS / (LOSS) - DOM	住宅累積盈餘 / (虧損)	(\$5,626,176.26)	(\$5,165,248.86)	(\$5,257,871.32)
RETAINED SURPLUS / (LOSS) - COM	商場累積盈餘 / (虧損)	\$893,278.37	\$650,562.15	\$263,712.07
RETAINED SURPLUS / (LOSS) - C.P.	車場累積盈餘 / (虧損)	\$12,770,535.24	\$12,271,101.86	\$11,787,525.52
		<u>\$8,037,637.35</u>	<u>\$7,756,415.15</u>	<u>\$6,793,366.27</u>
OWNERS' EQUITY		<u>\$66,756,726.21</u>	<u>\$62,568,610.64</u>	<u>\$61,123,110.78</u>

For and on behalf of
T.L. 60 MANAGEMENT LIMITED

John Lau / Ming Chan

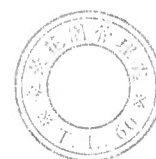
Date : 01. 09. 2021



依據核數及年終調整為準
Subject to audit and year end adjustment

HONG KONG GARDEN 豪景花園
OWNERS' EQUITY AS AT 31/07/2021
31/07/2021 業主權益

		I.E. A/C	SINKING FUND	MAINT. FUND	TOTAL	MF/PU DEPOSIT
		累積盈餘 / (虧損)	儲備基金	維修基金	總計	管理費及 公共水電按金
BLOCK 1	第一座	(\$1,400,143.41)	\$597,793.83	\$970,195.15	\$167,845.57	\$415,184.00
BLOCK 2	第二座	(\$1,390,647.56)	\$587,693.85	\$963,304.03	\$160,350.32	\$422,066.00
BLOCK 3	第三座	(\$789,005.24)	\$578,133.11	\$780,336.41	\$569,464.28	\$302,571.00
BLOCK 4	第四座	(\$1,231,363.24)	\$589,779.14	\$765,705.79	\$124,121.69	\$368,277.00
BLOCK 5	第五座	(\$613,785.14)	\$532,233.37	\$901,060.83	\$819,509.06	\$438,571.00
BLOCK 6	第六座	(\$1,408,839.70)	\$562,593.77	\$908,335.38	\$62,089.45	\$432,622.00
BLOCK 7	第七座	(\$119,604.64)	\$531,716.81	\$111,363.07	\$523,475.24	\$392,248.00
BLOCK 8	第八座	(\$343,933.92)	\$402,236.81	\$92,359.06	\$150,661.95	\$413,621.00
BLOCK 9	第九座	(\$323,048.62)	\$793,786.81	(\$245,863.73)	\$224,874.46	\$444,012.00
BLOCK 10	第十座	\$30,391.27	\$819,759.98	\$210,237.99	\$1,060,389.24	\$425,699.00
BLOCK 11	第十一座	\$180,370.27	\$993,721.78	\$515,354.57	\$1,689,446.62	\$421,632.00
BLOCK 12	第十二座	\$43,516.34	\$948,359.98	\$437,380.44	\$1,429,256.76	\$458,346.00
BLOCK 13	第十三座	(\$292,633.91)	\$700,821.66	\$538,358.97	\$946,546.72	\$302,842.00
BLOCK 14	第十四座	(\$113,782.34)	\$705,992.06	\$526,096.20	\$1,118,305.92	\$283,547.00
BLOCK 15	第十五座	\$719,752.06	\$506,100.78	\$480,479.09	\$1,706,331.93	\$201,206.00
BLOCK 16	第十六座	\$224,538.31	\$880,261.12	\$612,720.46	\$1,717,519.89	\$554,507.00
BLOCK 17	第十七座	\$10,701.25	\$904,664.62	\$663,876.53	\$1,579,242.40	\$446,250.00
BLOCK 18	第十八座	\$621,667.83	\$925,327.12	\$598,574.90	\$2,145,569.85	\$458,604.00
BLOCK 19	第十九座	(\$35,343.33)	\$1,254,545.78	\$416,287.95	\$1,635,490.40	\$451,201.00
BLOCK 20	第二十座	(\$418,089.79)	\$1,165,313.46	\$519,511.67	\$1,266,735.34	\$464,049.00
BLOCK 21	第二十一座	\$1,453,684.67	\$1,074,772.82	\$590,045.33	\$3,118,502.82	\$483,699.00
BLOCK 22	第二十二座	(\$616,407.35)	\$702,983.15	\$590,488.02	\$677,063.82	\$362,806.00
BLOCK 23	第二十三座	(\$876,421.31)	\$678,234.95	\$588,177.97	\$389,991.61	\$298,430.00
BLOCK 24	第二十四座	\$297,024.94	\$750,517.14	\$607,424.65	\$1,654,966.73	\$338,155.00
BLOCK 25	第二十五座	(\$279,794.08)	\$701,029.55	\$214,160.87	\$635,396.34	\$319,022.00
BLOCK 26	第二十六座	(\$1,148,491.94)	\$678,234.93	\$720,899.03	\$250,642.02	\$313,157.00
BLOCK 27	第二十七座	\$1,300,210.42	\$876,498.13	\$498,071.71	\$2,674,780.26	\$455,061.00
BLOCK 28	第二十八座	\$902,192.84	\$754,675.59	\$510,150.55	\$2,167,018.98	\$369,937.00
		(\$5,617,285.32)	\$21,197,782.10	\$15,085,092.89	\$30,665,589.67	\$11,037,322.00
CPA	車場A	\$5,030,797.14	\$1,273,739.10	\$1,176,717.23	\$7,481,253.47	\$451,708.00
CPB	車場B	\$3,600,476.03	\$1,497,337.00	\$989,649.82	\$6,087,462.85	\$350,094.00
CPC	車場C	\$1,995,924.73	\$1,353,077.98	\$986,848.69	\$4,335,851.40	\$335,280.00
CPD	車場D	\$2,149,669.83	\$1,267,400.36	\$711,113.26	\$4,128,183.45	\$379,125.00
		\$12,776,867.73	\$5,391,554.44	\$3,864,329.00	\$22,032,751.17	\$1,516,207.00
COM	商場部份	\$897,172.22	\$218,080.80	\$408,720.63	\$1,523,973.65	\$0.00
		<u>\$8,056,754.63</u>	<u>\$26,807,417.34</u>	<u>\$19,358,142.52</u>	<u>\$54,222,314.49</u>	<u>\$12,553,529.00</u>



T.L.60
HONG KONG GARDENS - ESTATE 豪景花園-全苑
STATEMENT OF COMPREHENSIVE INCOME 收支報告表
(FORMERLY KNOWN AS INCOME & EXPENDITURE ACCOUNT)

		Jan-21 (一月)	Feb-21 (二月)	Mar-21 (三月)	Apr-21 (四月)	May-21 (五月)	Jun-21 (六月)	Jul-21 (七月)	1-7/2021 TOTAL總計
INCOME:	收入								
TENNIS & SQUASH COURT INCOME	網球、壁球場收入	\$0.00	\$1,860.00	\$15,895.00	\$16,000.00	\$18,530.00	\$14,960.00	\$19,265.00	\$86,510.00
SWIMMING POOL INCOME	泳池收入	(\$30.00)	\$0.00	\$0.00	\$0.00	\$27,146.00	\$44,723.00	\$48,645.00	\$120,484.00
DEBRIS REMOVAL CHARGE RECOVERED	泥頭費收入	\$0.00	\$0.00	\$0.00	\$0.00	\$0.00	\$0.00	\$0.00	\$0.00
INSURANCE AND OTHER COMPENSATION	保險及其他賠償	\$3,000.00	\$43,790.00	\$0.00	\$0.00	\$0.00	\$0.00	\$500.00	\$47,290.00
LEGAL FEE RECOVERED	訴訟費收入	\$0.00	\$0.00	\$0.00	\$0.00	\$0.00	\$0.00	\$0.00	\$0.00
BANK INTEREST INCOME	銀行利息收入	\$0.00	\$357.05	\$830.50	\$499.63	\$566.61	\$602.10	\$675.85	\$3,531.74
SUNDRY INCOME	什項收入	\$12,515.54	\$19,170.40	\$22,199.95	\$17,282.90	\$21,307.40	\$18,784.90	\$25,814.40	\$137,075.49
		\$15,485.54	\$65,177.45	\$38,925.45	\$33,782.53	\$67,550.01	\$79,070.00	\$94,900.25	\$394,891.23
EXPENSES:	支出								
AUDITORS REMUNERATION	核數費	\$0.00	\$0.00	\$0.00	\$0.00	\$0.00	\$0.00	\$0.00	\$0.00
BANK CHARGES	銀行費用	\$4,199.10	\$4,078.40	\$4,750.80	\$4,629.50	\$4,810.20	\$5,064.40	\$6,759.90	\$34,292.30
COMMITTEE'S EXPENSES	業主會開支費用	\$0.00	\$0.00	\$0.00	\$0.00	\$0.00	\$21,521.00	\$52,112.20	\$73,633.20
CLEANING EXPENSES	清潔費	\$354,381.00	\$350,349.00	\$354,381.00	\$353,373.00	\$355,042.96	\$353,373.00	\$365,471.00	\$2,486,370.96
DEBRIS REMOVAL CHARGES	清泥頭費	\$0.00	\$0.00	\$0.00	\$0.00	\$0.00	\$0.00	\$0.00	\$0.00
ELECTRICITY	電費	\$20,407.97	\$22,155.64	\$23,080.51	\$24,112.19	\$26,166.72	\$32,859.89	\$31,003.07	\$179,785.99
FESTIVAL DECORATION EXPENSES	節日裝飾	\$0.00	\$120.00	\$3,000.00	\$0.00	\$0.00	\$0.00	\$0.00	\$3,120.00
FURITURE, FIXTURE ANS EQUIPMENT	辦公設備	\$0.00	\$0.00	\$0.00	\$0.00	\$0.00	\$0.00	\$0.00	\$0.00
DEPRECIATION	折舊	\$0.00	\$0.00	\$0.00	\$0.00	\$0.00	\$0.00	\$0.00	\$0.00
GARDENING EXPENSES	園藝種植	\$8,499.00	\$13,088.00	\$14,458.60	\$27,592.00	\$19,494.00	\$13,959.00	\$68,983.00	\$166,073.60
INSURANCE	保險費	\$0.00	\$0.00	\$0.00	\$0.00	\$192.47	\$0.00	\$0.00	\$192.47
LEGAL FEE	訴訟費	\$1,106.00	\$1,104.00	\$1,104.00	\$1,104.00	\$1,104.00	\$1,104.00	\$1,104.00	\$7,730.00
MAINTENANCE, REPAIR & INSTALLATION	保養維修								
CONCRETE AND SCAFFOLDING	外牆維修及搭棚	\$0.00	\$0.00	\$0.00	\$0.00	\$0.00	\$0.00	\$0.00	\$0.00
DRAINAGE, ELECTRICALS & PUMPS	水電保養維修	\$36,860.22	\$50,239.00	\$29,815.90	\$39,242.89	\$15,384.00	\$32,943.69	\$11,409.62	\$215,895.32
SWIMMING POOL EXPENSES	泳池費	\$7,500.00	\$0.00	\$0.00	\$0.00	\$48,790.00	\$72,978.00	\$85,390.00	\$214,658.00
SECURITY SYSTEM	保安系統	\$9,120.00	\$0.00	\$0.00	\$24,625.00	\$52,150.00	\$959.00	\$12,930.00	\$99,784.00
FIRE FIGHTING SYSTEM	消防保養	\$0.00	\$0.00	\$0.00	\$0.00	\$0.00	\$95,180.00	\$0.00	\$95,180.00
MANAGER'S REMUNERATION 4%	管理酬金 4%	\$77,381.08	\$92,337.62	\$76,909.99	\$79,015.00	\$82,085.32	\$98,641.02	\$86,431.89	\$592,801.92
RENTAL EXPENSES	管理處租金	\$41,904.00	\$41,904.00	\$41,904.00	\$41,904.00	\$41,904.00	\$41,904.00	\$41,904.00	\$293,328.00
PEST CONTROL	殺蟲滅鼠	\$12,290.00	\$12,290.00	\$12,570.00	\$12,290.00	\$17,390.00	\$13,130.00	\$16,013.75	\$95,973.75
PRINTING AND STATIONERY	印刷及廣告費	\$3,500.46	\$8,533.79	\$4,677.44	\$4,485.45	\$8,628.78	\$5,319.73	\$9,986.41	\$45,132.06
PROFESSIONAL FEE	專業服務費	\$0.00	\$0.00	\$0.00	\$0.00	\$0.00	\$0.00	\$0.00	\$0.00
SECURITY GUARD SERVICE CHARGES	保安費	\$782,560.00	\$827,560.00	\$781,784.80	\$782,560.00	\$782,560.00	\$782,560.00	\$782,560.00	\$5,522,144.80
SUNDRY EXPENSES	什項支出	\$13,998.50	\$11,827.70	\$10,849.55	\$15,751.25	\$39,620.33	\$25,987.66	\$36,095.64	\$154,130.63
TELEPHONE	電話費	\$3,765.00	\$3,765.00	\$3,765.00	\$3,764.00	\$3,763.00	\$3,765.00	\$3,765.00	\$28,352.00
TRAVELLING	交通費	\$0.00	\$0.00	\$0.00	\$0.00	\$0.00	\$0.00	\$0.00	\$0.00
UNIFORM	制服費	\$84.00	\$244.00	\$0.00	\$4,744.60	\$0.00	\$0.00	\$0.00	\$5,072.60
WAGES / SALARIES	薪金	\$624,501.86	\$626,020.05	\$628,219.93	\$627,172.04	\$628,072.07	\$637,978.58	\$628,551.43	\$4,400,515.96
STAFF COST ALLOCATION	人力成本調配	(\$20,100.00)	(\$20,100.00)	(\$20,100.00)	(\$20,100.00)	(\$20,100.00)	(\$20,100.00)	(\$20,100.00)	(\$140,700.00)
MPF CONTRIBUTION	強積金	\$29,949.96	\$28,556.51	\$28,488.31	\$27,827.08	\$27,160.59	\$27,218.78	\$26,858.30	\$196,059.53
WATER FEE	水費	\$0.00	\$326,705.50	\$0.00	\$298.10	\$0.00	\$318,319.70	\$0.00	\$645,323.30
TOTAL EXPENSES	總支出	\$2,011,908.15	\$2,400,778.21	\$1,999,659.83	\$2,054,390.10	\$2,134,218.44	\$2,564,666.45	\$2,247,229.21	\$15,412,850.39
NET GARDENS EXPENSES	淨支出	(\$1,996,422.61)	(\$2,335,600.76)	(\$1,960,734.38)	(\$2,020,607.57)	(\$2,066,668.43)	(\$2,485,596.45)	(\$2,152,328.96)	(\$15,017,959.16)



T.L.60
HONG KONG GARDENS - BLOCK 1 豪景花園第一座
STATEMENT OF COMPREHENSIVE INCOME 收支報告表
(FORMERLY KNOWN AS INCOME & EXPENDITURE ACCOUNT)

		Jan-21 (一月)	Feb-21 (二月)	Mar-21 (三月)	Apr-21 (四月)	May-21 (五月)	Jun-21 (六月)	Jul-21 (七月)	1-7/2021 TOTAL總計
INCOME:	收入								
MANAGEMENT FEE RECEIVED	管理費收入	\$140,400.00	\$140,400.00	\$140,400.00	\$140,400.00	\$140,400.00	\$140,400.00	\$140,400.00	\$982,800.00
LESS: SINKING FUND	減: 儲備基金	(\$7,020.00)	(\$7,020.00)	(\$7,020.00)	(\$7,020.00)	(\$7,020.00)	(\$7,020.00)	(\$7,020.00)	(\$49,140.00)
LESS: PROVISION FOR BAD DEBT - M.F.	管理費壞賬撥備	\$0.00	\$0.00	\$0.00	\$0.00	\$0.00	\$0.00	\$0.00	\$0.00
ADD: BAD DEBT (M.F.) WRITTEN BACK	收回管理費壞賬	\$0.00	\$0.00	\$0.00	\$0.00	\$0.00	\$0.00	\$0.00	\$0.00
INSURANCE AND OTHER COMPENSATION	保險及其他賠償	\$0.00	\$0.00	\$0.00	\$0.00	\$0.00	\$0.00	\$0.00	\$0.00
LEGAL FEE RECOVERED	訴訟費收入	\$0.00	\$0.00	\$0.00	\$0.00	\$0.00	\$0.00	\$0.00	\$0.00
INTEREST INCOME	利息收入	\$0.00	\$0.00	\$0.00	\$0.00	\$0.00	\$0.00	\$0.00	\$0.00
SUNDRY INCOME	什項收入	\$0.00	\$22,596.00	\$0.00	\$0.00	\$0.00	\$0.00	\$0.00	\$22,596.00
		\$133,380.00	\$155,976.00	\$133,380.00	\$133,380.00	\$133,380.00	\$133,380.00	\$133,380.00	\$956,256.00
EXPENSES:	減: 支出								
APPORTIONMENT OF GARDENS EXPENSES	公共費用之分攤	\$53,865.23	\$63,016.56	\$52,902.33	\$54,517.76	\$55,760.53	\$67,063.57	\$58,071.72	\$405,197.70
AUDITORS REMUNERATION	核數費	\$0.00	\$0.00	\$0.00	\$0.00	\$0.00	\$0.00	\$0.00	\$0.00
CONSULTING FEE	諮詢費	\$0.00	\$0.00	\$0.00	\$0.00	\$0.00	\$0.00	\$0.00	\$0.00
CLEANING EXPENSES	清潔費	\$9,370.00	\$9,370.00	\$9,370.00	\$9,370.00	\$10,203.00	\$9,370.00	\$9,370.00	\$66,423.00
DEBRIS REMOVAL CHARGES	清泥頭費	\$0.00	\$0.00	\$0.00	\$0.00	\$0.00	\$0.00	\$0.00	\$0.00
ELECTRICITY	電費	\$6,313.00	\$6,655.00	\$5,948.00	\$6,374.00	\$7,559.00	\$7,818.00	\$7,110.00	\$47,777.00
FESTIVAL DECORATION EXPENSES	節日裝飾	\$20.00	\$0.00	\$475.00	\$0.00	\$0.00	\$0.00	\$0.00	\$495.00
FURNITURE, FIXTURES & EQUIPMENT	屋苑設備	\$0.00	\$0.00	\$0.00	\$0.00	\$0.00	\$0.00	\$0.00	\$0.00
LEGAL FEE	訴訟費	\$0.00	\$0.00	\$0.00	\$0.00	\$0.00	\$0.00	\$0.00	\$0.00
MAINTENANCE, REPAIR & INSTALLATION	保養維修								
CONCRETE AND SCAFFOLDING	外牆維修及搭棚	\$0.00	\$0.00	\$0.00	\$0.00	\$0.00	\$0.00	\$0.00	\$0.00
DRAINAGE, ELECTRICALS & PUMPS	水電保養維修	\$57.83	\$1,380.00	\$72.00	\$730.00	\$606.00	\$300.00	\$540.02	\$3,685.85
SECURITY SYSTEM / SMATV. SYM	保安系統/衛星電視	\$1,780.00	\$280.00	\$280.00	\$280.00	\$280.00	\$280.00	\$280.00	\$3,460.00
FIRE FIGHTING SYSTEM	消防保養	\$0.00	\$0.00	\$0.00	\$0.00	\$2,200.00	\$700.00	\$0.00	\$2,900.00
LIFTS	升降機	\$5,700.00	\$5,700.00	\$5,700.00	\$5,700.00	\$12,900.00	\$6,280.00	\$5,700.00	\$47,680.00
MANAGER'S REMUNERATION 4%	管理酬金 4%	\$2,678.97	\$2,683.37	\$2,621.77	\$2,646.53	\$3,101.74	\$2,737.89	\$2,667.97	\$19,138.24
MAINTENANCE FUND 11%	維修基金 11%	\$7,367.17	\$7,379.26	\$7,209.86	\$7,277.95	\$8,529.80	\$7,529.19	\$7,336.91	\$52,630.14
PEST CONTROL	殺蟲滅鼠	\$0.00	\$0.00	\$0.00	\$0.00	\$0.00	\$0.00	\$0.00	\$0.00
PRINTING AND STATIONERY	印刷及廣告費	\$28.80	\$0.00	\$0.00	\$0.00	\$0.00	\$0.00	\$0.00	\$28.80
SECURITY GUARD SERVICE CHARGES	保安費	\$42,778.00	\$42,778.00	\$42,778.00	\$42,778.00	\$42,778.00	\$42,778.00	\$42,778.00	\$299,446.00
SUNDRY EXPENSES	什項支出	\$768.60	\$763.20	\$763.20	\$773.20	\$859.60	\$763.20	\$763.20	\$5,454.20
TELEPHONE	電話費	\$158.00	\$158.00	\$158.00	\$158.00	\$158.00	\$158.00	\$158.00	\$1,106.00
WATER FEE	水費	\$0.00	\$0.00	\$0.00	\$0.00	\$0.00	\$0.00	\$0.00	\$0.00
TOTAL EXPENSES	總支出	\$130,885.60	\$140,163.39	\$128,278.16	\$130,605.44	\$144,935.67	\$145,777.85	\$134,775.82	\$955,421.93
SURPLUS / (DEFICIT) FOR THE PERIOD	本期盈餘/(赤字)	\$2,494.40	\$15,812.61	\$5,101.84	\$2,774.56	(\$11,555.67)	(\$12,397.85)	(\$1,395.82)	\$834.07
SURPLUS / (DEFICIT) B/F	承上結存	(\$1,321,080.54)	(\$1,318,586.14)	(\$1,302,773.53)	(\$1,297,671.69)	(\$1,294,897.13)	(\$1,306,452.80)	(\$1,398,747.59)	(\$1,321,080.54)
ADJ ON SURPLUS / (DEFICIT) for Yr.2012-20	2012-20年盈餘/(赤字) 調整	\$0.00	\$0.00	\$0.00	\$0.00	\$0.00	(\$79,896.94)	\$0.00	(\$79,896.94)
ACCUM.SURPLUS / (DEFICIT) C/F	累積盈餘/(赤字)	(\$1,318,586.14)	(\$1,302,773.53)	(\$1,297,671.69)	(\$1,294,897.13)	(\$1,306,452.80)	(\$1,398,747.59)	(\$1,400,143.41)	(\$1,400,143.41)

備註: 2021年6月份財務收支報告已就2012年9月至2016年5月會計師事務所入賬誤差作出調整及包括2012年至2014年之核數調整



T.L.60
HONG KONG GARDENS - BLOCK 2 豪景花園第二座
STATEMENT OF COMPREHENSIVE INCOME 收支報告表
(FORMERLY KNOWN AS INCOME & EXPENDITURE ACCOUNT)

		Jan-21 (一月)	Feb-21 (二月)	Mar-21 (三月)	Apr-21 (四月)	May-21 (五月)	Jun-21 (六月)	Jul-21 (七月)	1-7/2021 TOTAL總計
INCOME:	收入								
MANAGEMENT FEE RECEIVED	管理費收入	\$140,400.00	\$140,400.00	\$140,400.00	\$140,400.00	\$140,400.00	\$140,400.00	\$140,400.00	\$982,800.00
LESS: SINKING FUND	減: 儲備基金	(\$7,020.00)	(\$7,020.00)	(\$7,020.00)	(\$7,020.00)	(\$7,020.00)	(\$7,020.00)	(\$7,020.00)	(\$49,140.00)
LESS: PROVISION FOR BAD DEBT - M.F.	管理費壞賬撥備	\$0.00	\$0.00	\$0.00	\$0.00	\$0.00	\$0.00	\$0.00	\$0.00
ADD: BAD DEBT (M.F.)WRITTEN BACK	收回管理費壞賬	\$0.00	\$0.00	\$0.00	\$0.00	\$0.00	\$0.00	\$0.00	\$0.00
INSURANCE AND OTHER COMPENSATION	保險及其他賠償	\$0.00	\$0.00	\$0.00	\$0.00	\$0.00	\$0.00	\$0.00	\$0.00
LEGAL FEE RECOVERED	訴訟費收入	\$0.00	\$0.00	\$0.00	\$0.00	\$0.00	\$0.00	\$0.00	\$0.00
INTEREST INCOME	利息收入	\$0.00	\$0.00	\$0.00	\$0.00	\$0.00	\$0.00	\$0.00	\$0.00
SUNDRY INCOME	什項收入	\$0.00	\$22,596.00	\$0.00	\$0.00	\$0.00	\$0.00	\$0.00	\$22,596.00
		<u>\$133,380.00</u>	<u>\$155,976.00</u>	<u>\$133,380.00</u>	<u>\$133,380.00</u>	<u>\$133,380.00</u>	<u>\$133,380.00</u>	<u>\$133,380.00</u>	<u>\$956,256.00</u>
EXPENSES:	減: 支出								
APPORTIONMENT OF GARDENS EXPENSES	公共費用之分攤	\$53,865.23	\$63,016.56	\$52,902.33	\$54,517.76	\$55,760.53	\$67,063.57	\$58,071.72	\$405,197.70
AUDITORS REMUNERATION	核數費	\$0.00	\$0.00	\$0.00	\$0.00	\$0.00	\$0.00	\$0.00	\$0.00
CONSULTING FEE	諮詢費	\$0.00	\$0.00	\$0.00	\$0.00	\$0.00	\$0.00	\$0.00	\$0.00
CLEANING EXPENSES	清潔費	\$9,370.00	\$9,370.00	\$9,370.00	\$9,370.00	\$10,203.00	\$9,370.00	\$9,370.00	\$66,423.00
DEBRIS REMOVAL CHARGES	清泥頭費	\$0.00	\$0.00	\$0.00	\$0.00	\$0.00	\$0.00	\$0.00	\$0.00
ELECTRICITY	電費	\$6,196.00	\$6,240.00	\$5,917.00	\$6,629.00	\$7,277.00	\$8,007.00	\$7,509.00	\$47,775.00
FESTIVAL DECORATION EXPENSES	節日裝飾	\$0.00	\$0.00	\$475.00	\$0.00	\$0.00	\$0.00	\$0.00	\$475.00
FURNITURE, FIXTURES & EQUIPMENT	屋苑設備	\$0.00	\$0.00	\$0.00	\$0.00	\$0.00	\$0.00	\$0.00	\$0.00
LEGAL FEE	訴訟費	\$0.00	\$0.00	\$0.00	\$0.00	\$0.00	\$0.00	\$0.00	\$0.00
MAINTENANCE, REPAIR & INSTALLATION	保養維修								
CONCRETE AND SCAFFOLDING	外牆維修及搭棚	\$0.00	\$0.00	\$0.00	\$0.00	\$0.00	\$0.00	\$0.00	\$0.00
DRAINAGE, ELECTRICALS & PUMPS	水電保養維修	\$81.83	\$1,380.00	\$933.00	\$710.00	\$1,104.00	\$876.00	\$0.00	\$5,084.83
SECURITY SYSTEM / SMATV. SYM	保安系統/衛星電視	\$2,080.00	\$280.00	\$280.00	\$280.00	\$280.00	\$280.00	\$280.00	\$3,760.00
FIRE FIGHTING SYSTEM	消防保養	\$0.00	\$0.00	\$0.00	\$0.00	\$0.00	\$700.00	\$0.00	\$700.00
LIFTS	升降機	\$5,700.00	\$5,700.00	\$5,700.00	\$5,700.00	\$12,900.00	\$6,280.00	\$5,700.00	\$47,680.00
MANAGER'S REMUNERATION 4%	管理酬金 4%	\$2,686.45	\$2,666.77	\$2,654.97	\$2,655.53	\$3,019.04	\$2,768.49	\$2,662.33	\$19,113.58
MAINTENANCE FUND 11%	維修基金 11%	\$7,387.74	\$7,333.61	\$7,301.16	\$7,302.70	\$8,302.37	\$7,613.34	\$7,321.40	\$52,562.32
PEST CONTROL	殺蟲滅鼠	\$0.00	\$0.00	\$0.00	\$0.00	\$0.00	\$0.00	\$0.00	\$0.00
PRINTING AND STATIONERY	印刷及廣告費	\$28.80	\$0.00	\$0.00	\$0.00	\$0.00	\$0.00	\$0.00	\$28.80
SECURITY GUARD SERVICE CHARGES	保安費	\$42,778.00	\$42,778.00	\$42,778.00	\$42,778.00	\$42,778.00	\$42,778.00	\$42,778.00	\$299,446.00
SUNDRY EXPENSES	什項支出	\$768.60	\$763.20	\$763.20	\$763.20	\$776.10	\$763.20	\$763.20	\$5,360.70
TELEPHONE	電話費	\$158.00	\$158.00	\$158.00	\$158.00	\$158.00	\$158.00	\$158.00	\$1,106.00
TRAVELLING	交通費	\$0.00	\$0.00	\$0.00	\$0.00	\$0.00	\$0.00	\$0.00	\$0.00
WATER FEE	水費	\$0.00	\$0.00	\$0.00	\$0.00	\$0.00	\$0.00	\$0.00	\$0.00
TOTAL EXPENSES	總支出	<u>\$131,100.65</u>	<u>\$139,686.14</u>	<u>\$129,232.66</u>	<u>\$130,864.19</u>	<u>\$142,558.04</u>	<u>\$146,657.60</u>	<u>\$134,613.65</u>	<u>\$954,712.93</u>
SURPLUS / (DEFICIT) FOR THE PERIOD	本期盈餘/(赤字)	\$2,279.35	\$16,289.86	\$4,147.34	\$2,515.81	(\$9,178.04)	(\$13,277.60)	(\$1,233.65)	\$1,543.07
SURPLUS / (DEFICIT) B/F	承上結存	(\$1,314,350.28)	(\$1,312,070.93)	(\$1,295,781.07)	(\$1,291,633.73)	(\$1,289,117.92)	(\$1,298,295.96)	(\$1,389,413.91)	(\$1,314,350.28)
ADJ ON SURPLUS / (DEFICIT) for Yr.2012-20	2012-20年盈餘/(赤字) 調整	\$0.00	\$0.00	\$0.00	\$0.00	\$0.00	(\$77,840.35)	\$0.00	(\$77,840.35)
ACCUM.SURPLUS / (DEFICIT) C/F	累積盈餘/(赤字)	<u>(\$1,312,070.93)</u>	<u>(\$1,295,781.07)</u>	<u>(\$1,291,633.73)</u>	<u>(\$1,289,117.92)</u>	<u>(\$1,298,295.96)</u>	<u>(\$1,389,413.91)</u>	<u>(\$1,390,647.56)</u>	<u>(\$1,390,647.56)</u>

備註: 2021年6月份財務收支報告已就2012年9月至2016年5月會計師事務所人賬誤差作出調整及包括2012年至2014年之核數調整



T.L.60
HONG KONG GARDENS - BLOCK 3 豪景花園第三座
STATEMENT OF COMPREHENSIVE INCOME 收支報告表
(FORMERLY KNOWN AS INCOME & EXPENDITURE ACCOUNT)

		Jan-21 (一月)	Feb-21 (二月)	Mar-21 (三月)	Apr-21 (四月)	May-21 (五月)	Jun-21 (六月)	Jul-21 (七月)	1-7/2021 TOTAL總計
INCOME:	收入								
MANAGEMENT FEE RECEIVED	管理費收入	\$134,460.00	\$134,460.00	\$134,460.00	\$134,460.00	\$134,460.00	\$134,460.00	\$134,460.00	\$941,220.00
LESS: SINKING FUND	減: 儲備基金	(\$6,723.00)	(\$6,723.00)	(\$6,723.00)	(\$6,723.00)	(\$6,723.00)	(\$6,723.00)	(\$6,723.00)	(\$47,061.00)
LESS: PROVISION FOR BAD DEBT - M.F.	管理費壞賬撥備	\$0.00	\$0.00	\$0.00	\$0.00	\$0.00	\$0.00	\$0.00	\$0.00
ADD: BAD DEBT (M.F.) WRITTEN BACK	收回管理費壞賬	\$0.00	\$0.00	\$0.00	\$0.00	\$0.00	\$0.00	\$0.00	\$0.00
INSURANCE AND OTHER COMPENSATION	保險及其他賠償	\$0.00	\$0.00	\$0.00	\$0.00	\$0.00	\$0.00	\$0.00	\$0.00
LEGAL FEE RECOVERED	訴訟費收入	\$0.00	\$0.00	\$0.00	\$0.00	\$0.00	\$0.00	\$0.00	\$0.00
INTEREST INCOME	利息收入	\$0.00	\$0.00	\$0.00	\$0.00	\$0.00	\$0.00	\$0.00	\$0.00
SUNDRY INCOME	什項收入	\$0.00	\$22,031.00	\$0.00	\$0.00	\$0.00	\$0.00	\$0.00	\$22,031.00
		\$127,737.00	\$149,768.00	\$127,737.00	\$127,737.00	\$127,737.00	\$127,737.00	\$127,737.00	\$916,190.00
EXPENSES:	減: 支出								
APPORTIONMENT OF GARDENS EXPENSES	公共費用之分攤	\$52,518.60	\$61,441.14	\$51,579.77	\$53,154.82	\$54,366.51	\$65,386.98	\$56,619.93	\$395,067.75
AUDITORS REMUNERATION	核數費	\$0.00	\$0.00	\$0.00	\$0.00	\$0.00	\$0.00	\$0.00	\$0.00
CONSULTING FEE	諮詢費	\$0.00	\$0.00	\$0.00	\$0.00	\$0.00	\$0.00	\$0.00	\$0.00
CLEANING EXPENSES	清潔費	\$9,370.00	\$9,370.00	\$9,370.00	\$10,199.82	\$9,370.00	\$9,370.00	\$9,630.00	\$66,679.82
DEBRIS REMOVAL CHARGES	清泥頭費	\$0.00	\$0.00	\$0.00	\$0.00	\$0.00	\$0.00	\$0.00	\$0.00
ELECTRICITY	電費	\$6,073.00	\$5,922.00	\$6,450.00	\$5,823.00	\$6,824.00	\$6,783.00	\$7,334.00	\$45,209.00
FESTIVAL DECORATION EXPENSES	節日裝飾	\$0.00	\$0.00	\$475.00	\$0.00	\$0.00	\$0.00	\$0.00	\$475.00
FURNITURE, FIXTURES & EQUIPMENT	屋苑設備	\$0.00	\$0.00	\$0.00	\$0.00	\$0.00	\$0.00	\$0.00	\$0.00
LEGAL FEE	訴訟費	\$0.00	\$0.00	\$0.00	\$0.00	\$0.00	\$0.00	\$0.00	\$0.00
MAINTENANCE, REPAIR & INSTALLATION	保養維修								
CONCRETE AND SCAFFOLDING	外牆維修及搭棚	\$0.00	\$0.00	\$0.00	\$0.00	\$3,800.00	\$0.00	\$0.00	\$3,800.00
DRAINAGE, ELECTRICALS & PUMPS	水電保養維修	\$89.83	\$1,380.00	\$130.50	\$690.00	\$1,156.00	\$300.00	\$0.00	\$3,746.33
SECURITY SYSTEM / SMATV. SYM	保安系統/衛星電視	\$280.00	\$280.00	\$280.00	\$3,480.00	\$280.00	\$280.00	\$280.00	\$5,160.00
FIRE FIGHTING SYSTEM	消防保養	\$0.00	\$0.00	\$0.00	\$0.00	\$0.00	\$700.00	\$0.00	\$700.00
LIFTS	升降機	\$5,700.00	\$5,700.00	\$5,700.00	\$5,700.00	\$12,900.00	\$6,280.00	\$5,700.00	\$47,680.00
MANAGER'S REMUNERATION 4%	管理酬金 4%	\$2,601.93	\$2,646.42	\$2,641.93	\$2,776.05	\$3,116.88	\$2,688.86	\$2,658.10	\$19,130.17
MAINTENANCE FUND 11%	維修基金 11%	\$7,155.31	\$7,277.64	\$7,265.32	\$7,634.13	\$8,571.41	\$7,394.35	\$7,309.76	\$52,607.92
PEST CONTROL	殺蟲滅鼠	\$0.00	\$0.00	\$0.00	\$0.00	\$0.00	\$0.00	\$0.00	\$0.00
PRINTING AND STATIONERY	印刷及廣告費	\$21.60	\$0.00	\$0.00	\$0.00	\$0.00	\$0.00	\$0.00	\$21.60
SECURITY GUARD SERVICE CHARGES	保安費	\$42,778.00	\$42,778.00	\$42,778.00	\$42,778.00	\$42,778.00	\$42,778.00	\$42,778.00	\$299,446.00
SUNDRY EXPENSES	什項支出	\$577.80	\$572.40	\$706.85	\$572.40	\$655.90	\$572.40	\$572.40	\$4,230.15
TELEPHONE	電話費	\$158.00	\$158.00	\$158.00	\$158.00	\$158.00	\$158.00	\$158.00	\$1,106.00
WATER FEE	水費	\$0.00	\$0.00	\$0.00	\$0.00	\$0.00	\$0.00	\$0.00	\$0.00
TOTAL EXPENSES	總支出	\$127,324.07	\$137,525.60	\$127,535.37	\$132,966.22	\$143,976.70	\$142,691.59	\$133,040.19	\$945,059.74
SURPLUS / (DEFICIT) FOR THE PERIOD	本期盈餘/(赤字)	\$412.93	\$12,242.40	\$201.63	(\$5,229.22)	(\$16,239.70)	(\$14,954.59)	(\$5,303.19)	(\$28,869.74)
SURPLUS / (DEFICIT) B/F	承上結存	(\$722,126.15)	(\$721,713.22)	(\$709,470.82)	(\$709,269.19)	(\$714,498.41)	(\$730,738.11)	(\$783,702.05)	(\$722,126.15)
ADJ ON SURPLUS / (DEFICIT) for Yr.2012-20	2012-20年盈餘/(赤字) 調整	\$0.00	\$0.00	\$0.00	\$0.00	\$0.00	(\$38,009.35)	\$0.00	(\$38,009.35)
ACCUM.SURPLUS / (DEFICIT) C/F	累積盈餘/(赤字)	(\$721,713.22)	(\$709,470.82)	(\$709,269.19)	(\$714,498.41)	(\$730,738.11)	(\$783,702.05)	(\$789,005.24)	(\$789,005.24)

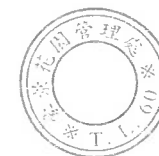
備註: 2021年6月份財務收支報告已就2012年9月至2016年5月會計師事務所入賬誤差作出調整及包括2012年至2014年之核數調整



T.L.60
HONG KONG GARDENS - BLOCK 4 豪景花園第四座
STATEMENT OF COMPREHENSIVE INCOME 收支報告表
(FORMERLY KNOWN AS INCOME & EXPENDITURE ACCOUNT)

		Jan-21 (一月)	Feb-21 (二月)	Mar-21 (三月)	Apr-21 (四月)	May-21 (五月)	Jun-21 (六月)	Jul-21 (七月)	1-7/2021 TOTAL總計
INCOME:	收入								
MANAGEMENT FEE RECEIVED	管理費收入	\$137,988.00	\$137,988.00	\$137,988.00	\$137,988.00	\$137,988.00	\$137,988.00	\$137,988.00	\$965,916.00
LESS: SINKING FUND	減：儲備基金	(\$6,899.40)	(\$6,899.40)	(\$6,899.40)	(\$6,899.40)	(\$6,899.40)	(\$6,899.40)	(\$6,899.40)	(\$48,295.80)
INSURANCE AND OTHER COMPENSATION	保險及其他賠償	\$0.00	\$0.00	\$0.00	\$0.00	\$0.00	\$0.00	\$0.00	\$0.00
LEGAL FEE RECOVERED	訴訟費收入	\$0.00	\$0.00	\$0.00	\$0.00	\$0.00	\$0.00	\$0.00	\$0.00
INTEREST INCOME	利息收入	\$0.00	\$0.00	\$0.00	\$0.00	\$0.00	\$0.00	\$0.00	\$0.00
SUNDRY INCOME	什項收入	\$0.00	\$22,031.00	\$0.00	\$0.00	\$0.00	\$0.00	\$0.00	\$22,031.00
		<u>\$131,088.60</u>	<u>\$153,119.60</u>	<u>\$131,088.60</u>	<u>\$131,088.60</u>	<u>\$131,088.60</u>	<u>\$131,088.60</u>	<u>\$131,088.60</u>	<u>\$939,651.20</u>
EXPENSES:	減：支出								
APPORTIONMENT OF GARDENS EXPENSES	公共費用之分攤	\$52,518.60	\$61,441.14	\$51,579.77	\$53,154.82	\$54,366.51	\$65,386.98	\$56,619.93	\$395,067.75
AUDITORS REMUNERATION	核數費	\$0.00	\$0.00	\$0.00	\$0.00	\$0.00	\$0.00	\$0.00	\$0.00
CONSULTING FEE	諮詢費	\$0.00	\$0.00	\$0.00	\$0.00	\$0.00	\$0.00	\$0.00	\$0.00
CLEANING EXPENSES	清潔費	\$9,370.00	\$9,370.00	\$9,370.00	\$9,370.00	\$10,203.00	\$9,370.00	\$9,370.00	\$66,423.00
DEBRIS REMOVAL CHARGES	清泥頭費	\$0.00	\$0.00	\$0.00	\$0.00	\$0.00	\$0.00	\$0.00	\$0.00
ELECTRICITY	電費	\$4,774.00	\$5,851.00	\$5,061.00	\$5,576.00	\$5,126.00	\$6,394.00	\$6,119.00	\$38,901.00
FESTIVAL DECORATION EXPENSES	節日裝飾	\$0.00	\$0.00	\$475.00	\$0.00	\$0.00	\$0.00	\$0.00	\$475.00
FURNITURE, FIXTURES & EQUIPMENT	屋苑設備	\$0.00	\$0.00	\$0.00	\$0.00	\$0.00	\$0.00	\$0.00	\$0.00
LEGAL FEE	訴訟費	\$0.00	\$0.00	\$0.00	\$0.00	\$0.00	\$0.00	\$0.00	\$0.00
MAINTENANCE, REPAIR & INSTALLATION	保養維修								
CONCRETE AND SCAFFOLDING	外牆維修及搭棚	\$0.00	\$0.00	\$0.00	\$6,601.00	\$0.00	\$0.00	\$0.00	\$6,601.00
DRAINAGE, ELECTRICALS & PUMPS	水電保養維修	\$57.83	\$1,470.00	\$52.00	\$690.00	\$606.00	\$320.00	\$0.00	\$3,195.83
SECURITY SYSTEM / SMATV. SYM	保安系統/衛星電視	\$280.00	\$280.00	\$280.00	\$280.00	\$280.00	\$280.00	\$280.00	\$1,960.00
FIRE FIGHTING SYSTEM	消防保養	\$0.00	\$0.00	\$0.00	\$0.00	\$0.00	\$700.00	\$0.00	\$700.00
LIFTS	升降機	\$5,700.00	\$5,700.00	\$5,700.00	\$5,700.00	\$12,900.00	\$6,280.00	\$5,700.00	\$47,680.00
MANAGER'S REMUNERATION 4%	管理酬金 4%	\$2,548.71	\$2,647.18	\$2,583.23	\$2,869.02	\$2,904.94	\$2,674.10	\$2,599.10	\$18,826.28
MAINTENANCE FUND 11%	維修基金 11%	\$7,008.90	\$7,279.73	\$7,103.89	\$7,889.79	\$7,988.57	\$7,353.76	\$7,147.51	\$51,772.15
PEST CONTROL	殺蟲滅鼠	\$0.00	\$0.00	\$0.00	\$0.00	\$0.00	\$0.00	\$0.00	\$0.00
PRINTING AND STATIONERY	印刷及廣告費	\$21.60	\$0.00	\$0.00	\$0.00	\$0.00	\$0.00	\$0.00	\$21.60
SECURITY GUARD SERVICE CHARGES	保安費	\$42,778.00	\$42,778.00	\$42,778.00	\$42,778.00	\$42,778.00	\$42,778.00	\$42,778.00	\$299,446.00
SUNDRY EXPENSES	什項支出	\$577.80	\$572.40	\$706.85	\$572.40	\$572.40	\$572.40	\$572.40	\$4,146.65
TELEPHONE	電話費	\$158.00	\$158.00	\$158.00	\$158.00	\$158.00	\$158.00	\$158.00	\$1,106.00
WATER FEE	水費	\$0.00	\$0.00	\$0.00	\$0.00	\$0.00	\$0.00	\$0.00	\$0.00
TOTAL EXPENSES	總支出	<u>\$125,793.44</u>	<u>\$137,547.45</u>	<u>\$125,847.74</u>	<u>\$135,639.03</u>	<u>\$137,883.42</u>	<u>\$142,267.24</u>	<u>\$131,343.94</u>	<u>\$936,322.26</u>
SURPLUS / (DEFICIT) FOR THE PERIOD	本期盈餘(赤字)	\$5,295.16	\$15,572.15	\$5,240.86	(\$4,550.43)	(\$6,794.82)	(\$11,178.64)	(\$255.34)	\$3,328.94
SURPLUS / (DEFICIT) B/F	承上結存	(\$1,156,971.56)	(\$1,151,676.40)	(\$1,136,104.25)	(\$1,130,863.39)	(\$1,135,413.82)	(\$1,142,208.64)	(\$1,231,107.90)	(\$1,156,971.56)
ADJ ON SURPLUS / (DEFICIT) for Yr.2012-20	2012-20年盈餘(赤字) 調整	\$0.00	\$0.00	\$0.00	\$0.00	\$0.00	(\$77,720.62)	\$0.00	(\$77,720.62)
ACCUM.SURPLUS / (DEFICIT) C/F	累積盈餘(赤字)	<u>(\$1,151,676.40)</u>	<u>(\$1,136,104.25)</u>	<u>(\$1,130,863.39)</u>	<u>(\$1,135,413.82)</u>	<u>(\$1,142,208.64)</u>	<u>(\$1,231,107.90)</u>	<u>(\$1,231,363.24)</u>	<u>(\$1,231,363.24)</u>

備註：2021年6月份財務收支報告已就2012年9月至2016年5月會計師事務所入賬誤差作出調整及包括2012年至2014年之核數調整



T.L.60
HONG KONG GARDENS - BLOCK 5 豪景花園第五座
STATEMENT OF COMPREHENSIVE INCOME 收支報告表
(FORMERLY KNOWN AS INCOME & EXPENDITURE ACCOUNT)

		Jan-21 (一月)	Feb-21 (二月)	Mar-21 (三月)	Apr-21 (四月)	May-21 (五月)	Jun-21 (六月)	Jul-21 (七月)	1-7/2021 TOTAL總計
INCOME:	收入								
MANAGEMENT FEE RECEIVED	管理費收入	\$160,160.00	\$160,160.00	\$160,160.00	\$160,160.00	\$160,160.00	\$160,160.00	\$160,160.00	\$1,121,120.00
LESS: SINKING FUND	減: 儲備基金	(\$8,008.00)	(\$8,008.00)	(\$8,008.00)	(\$8,008.00)	(\$8,008.00)	(\$8,008.00)	(\$8,008.00)	(\$56,056.00)
LESS: PROVISION FOR BAD DEBT - M.F.	管理費壞賬撥備	\$0.00	\$0.00	\$0.00	\$0.00	\$0.00	\$0.00	\$0.00	\$0.00
ADD: BAD DEBT (M.F.) WRITTEN BACK	收回管理費壞賬	\$0.00	\$0.00	\$0.00	\$0.00	\$0.00	\$0.00	\$0.00	\$0.00
INSURANCE AND OTHER COMPENSATION	保險及其他賠償	\$0.00	\$0.00	\$0.00	\$0.00	\$0.00	\$0.00	\$0.00	\$0.00
LEGAL FEE RECOVERED	訴訟費收入	\$0.00	\$0.00	\$0.00	\$0.00	\$0.00	\$0.00	\$0.00	\$0.00
INTEREST INCOME	利息收入	\$0.00	\$0.00	\$0.00	\$0.00	\$0.00	\$0.00	\$0.00	\$0.00
SUNDRY INCOME	什項收入	\$0.00	\$27,617.00	\$0.00	\$0.00	\$0.00	\$0.00	\$0.00	\$27,617.00
		\$152,152.00	\$179,769.00	\$152,152.00	\$152,152.00	\$152,152.00	\$152,152.00	\$152,152.00	\$1,092,681.00
EXPENSES:	減: 支出								
APPORTIONMENT OF GARDENS EXPENSES	公共費用之分攤	\$65,835.28	\$77,020.24	\$64,658.41	\$66,632.82	\$68,151.75	\$81,966.59	\$70,976.55	\$495,241.64
AUDITORS REMUNERATION	核數費	\$0.00	\$0.00	\$0.00	\$0.00	\$0.00	\$0.00	\$0.00	\$0.00
CONSULTING FEE	諮詢費	\$0.00	\$0.00	\$0.00	\$0.00	\$0.00	\$0.00	\$0.00	\$0.00
CLEANING EXPENSES	清潔費	\$9,370.00	\$9,370.00	\$9,370.00	\$9,370.00	\$9,370.00	\$9,370.00	\$9,370.00	\$65,590.00
DEBRIS REMOVAL CHARGES	清泥頭費	\$0.00	\$0.00	\$0.00	\$0.00	\$0.00	\$0.00	\$0.00	\$0.00
ELECTRICITY	電費	\$7,900.96	\$8,588.15	\$7,390.01	\$8,511.90	\$8,522.81	\$10,549.29	\$9,938.08	\$61,401.20
FESTIVAL DECORATION EXPENSES	節日裝飾	\$0.00	\$0.00	\$475.00	\$0.00	\$0.00	\$0.00	\$0.00	\$475.00
FURNITURE, FIXTURES & EQUIPMENT	屋苑設備	\$0.00	\$0.00	\$0.00	\$0.00	\$0.00	\$0.00	\$0.00	\$0.00
LEGAL FEE	訴訟費	\$0.00	\$0.00	\$0.00	\$0.00	\$0.00	\$0.00	\$0.00	\$0.00
MAINTENANCE, REPAIR & INSTALLATION	保養維修								
CONCRETE AND SCAFFOLDING	外牆維修及搭棚	\$0.00	\$2,300.00	\$7,201.00	\$0.00	\$0.00	\$25,243.00	\$17,703.00	\$52,447.00
DRAINAGE, ELECTRICALS & PUMPS	水電保養維修	\$57.83	\$1,840.00	\$26.00	\$1,598.00	\$1,900.00	\$352.00	\$667.00	\$6,440.83
SECURITY SYSTEM / SMATV. SYM	保安系統/衛星電視	\$1,780.00	\$280.00	\$280.00	\$280.00	\$280.00	\$280.00	\$280.00	\$3,460.00
FIRE FIGHTING SYSTEM	消防保養	\$0.00	\$0.00	\$0.00	\$0.00	\$2,200.00	\$23,960.00	\$0.00	\$26,160.00
LIFTS	升降機	\$5,700.00	\$5,700.00	\$5,700.00	\$5,700.00	\$12,900.00	\$6,280.00	\$5,700.00	\$47,680.00
MANAGER'S REMUNERATION 4%	管理酬金 4%	\$2,748.73	\$2,877.88	\$2,972.43	\$2,773.15	\$3,165.00	\$4,796.12	\$3,509.04	\$22,842.35
MAINTENANCE FUND 11%	維修基金 11%	\$7,559.00	\$7,914.16	\$8,174.19	\$7,626.16	\$8,703.76	\$13,189.34	\$9,649.85	\$62,816.46
PEST CONTROL	殺蟲滅鼠	\$0.00	\$0.00	\$0.00	\$0.00	\$0.00	\$0.00	\$0.00	\$0.00
PRINTING AND STATIONERY	印刷及廣告費	\$35.20	\$0.00	\$0.00	\$0.00	\$0.00	\$0.00	\$0.00	\$35.20
SECURITY GUARD SERVICE CHARGES	保安費	\$42,778.00	\$42,778.00	\$42,778.00	\$42,778.00	\$42,778.00	\$42,778.00	\$42,778.00	\$299,446.00
SUNDRY EXPENSES	什項支出	\$938.20	\$932.80	\$932.80	\$932.80	\$1,016.30	\$932.80	\$1,131.80	\$6,817.50
TELEPHONE	電話費	\$158.00	\$158.00	\$158.00	\$158.00	\$158.00	\$158.00	\$158.00	\$1,106.00
WATER FEE	水費	\$0.00	\$0.00	\$0.00	\$0.00	\$0.00	\$0.00	\$0.00	\$0.00
TOTAL EXPENSES	總支出	\$144,861.20	\$159,759.23	\$150,115.84	\$146,360.83	\$159,145.62	\$219,855.14	\$171,861.32	\$1,151,959.18
SURPLUS / (DEFICIT) FOR THE PERIOD	本期盈餘/(赤字)	\$7,290.80	\$20,009.77	\$2,036.16	\$5,791.17	(\$6,993.62)	(\$67,703.14)	(\$19,709.32)	(\$59,278.18)
SURPLUS / (DEFICIT) B/F	承上結存	(\$533,556.28)	(\$526,265.48)	(\$506,255.71)	(\$504,219.55)	(\$498,428.38)	(\$505,422.00)	(\$594,075.82)	(\$533,556.28)
ADJ ON SURPLUS / (DEFICIT) for Yr.2012-20	2012-20年盈餘/(赤字) 調整	\$0.00	\$0.00	\$0.00	\$0.00	\$0.00	(\$20,950.68)	\$0.00	(\$20,950.68)
ACCUM.SURPLUS / (DEFICIT) C/F	累積盈餘/(赤字)	(\$526,265.48)	(\$506,255.71)	(\$504,219.55)	(\$498,428.38)	(\$505,422.00)	(\$594,075.82)	(\$613,785.14)	(\$613,785.14)

備註: 2021年6月份財務收支報告已就2012年9月至2016年5月會計師事務所入賬誤差作出調整及包括2012年至2014年之核數調整



T.L.60
HONG KONG GARDENS - BLOCK 6 豪景花園第六座
STATEMENT OF COMPREHENSIVE INCOME 收支報告表
(FORMERLY KNOWN AS INCOME & EXPENDITURE ACCOUNT)

		Jan-21 (一月)	Feb-21 (二月)	Mar-21 (三月)	Apr-21 (四月)	May-21 (五月)	Jun-21 (六月)	Jul-21 (七月)	1-7/2021 TOTAL總計
INCOME:	收入								
MANAGEMENT FEE RECEIVED	管理費收入	\$138,688.00	\$138,688.00	\$138,688.00	\$138,688.00	\$138,688.00	\$138,688.00	\$138,688.00	\$970,816.00
LESS: SINKING FUND	減：儲備基金	(\$6,934.40)	(\$6,934.40)	(\$6,934.40)	(\$6,934.40)	(\$6,934.40)	(\$6,934.40)	(\$6,934.40)	(\$48,540.80)
LESS: PROVISION FOR BAD DEBT - M.F.	管理費壞賬撥備	\$0.00	\$0.00	\$0.00	\$0.00	\$0.00	\$0.00	\$0.00	\$0.00
ADD: BAD DEBT (M.F.)WRITTEN BACK	收回管理費壞賬	\$0.00	\$0.00	\$0.00	\$0.00	\$0.00	\$0.00	\$0.00	\$0.00
TELECOM STATION INCOME	電訊台收入	\$15,000.00	\$15,000.00	\$15,000.00	\$15,000.00	\$15,000.00	\$15,000.00	\$15,000.00	\$105,000.00
LESS: PROPERTY TAX OF TELECOM	減：電訊物業稅	\$0.00	\$0.00	\$0.00	\$0.00	\$0.00	\$0.00	\$0.00	\$0.00
INSURANCE AND OTHER COMPENSATION	保險及其他賠償	\$0.00	\$0.00	\$0.00	\$0.00	\$0.00	\$0.00	\$0.00	\$0.00
LEGAL FEE RECOVERED	訴訟費收入	\$0.00	\$0.00	\$0.00	\$0.00	\$0.00	\$0.00	\$0.00	\$0.00
INTEREST INCOME	利息收入	\$0.00	\$0.00	\$0.00	\$0.00	\$0.00	\$0.00	\$0.00	\$0.00
SUNDRY INCOME	什項收入	\$0.00	\$27,617.00	\$0.00	\$0.00	\$0.00	\$0.00	\$0.00	\$27,617.00
		<u>\$146,753.60</u>	<u>\$174,370.60</u>	<u>\$146,753.60</u>	<u>\$146,753.60</u>	<u>\$146,753.60</u>	<u>\$146,753.60</u>	<u>\$146,753.60</u>	<u>\$1,054,892.20</u>
EXPENSES:	減：支出								
APPORTIONMENT OF GARDENS EXPENSES	公共費用之分攤	\$65,835.28	\$77,020.24	\$64,658.41	\$66,632.82	\$68,151.75	\$81,966.59	\$70,976.55	\$495,241.64
AUDITORS REMUNERATION	核數費	\$0.00	\$0.00	\$0.00	\$0.00	\$0.00	\$0.00	\$0.00	\$0.00
CONSULTING FEE	諮詢費	\$0.00	\$0.00	\$0.00	\$0.00	\$0.00	\$0.00	\$0.00	\$0.00
CLEANING EXPENSES	清潔費	\$9,370.00	\$9,370.00	\$9,370.00	\$10,199.82	\$9,370.00	\$9,370.00	\$9,370.00	\$66,419.82
DEBRIS REMOVAL CHARGES	清泥頭費	\$0.00	\$0.00	\$0.00	\$0.00	\$0.00	\$0.00	\$0.00	\$0.00
ELECTRICITY	電費	\$7,757.00	\$8,326.00	\$7,195.00	\$8,251.00	\$8,158.00	\$9,631.00	\$9,020.00	\$58,338.00
FESTIVAL DECORATION EXPENSES	節日裝飾	\$0.00	\$0.00	\$475.00	\$0.00	\$0.00	\$0.00	\$0.00	\$475.00
FURNITURE, FIXTURES & EQUIPMENT	屋苑設備	\$0.00	\$0.00	\$0.00	\$0.00	\$0.00	\$0.00	\$0.00	\$0.00
GOVERNMENT RATES	差餉	\$900.00	\$0.00	\$0.00	\$900.00	\$0.00	\$0.00	\$900.00	\$2,700.00
LEGAL FEE	訴訟費	\$0.00	\$0.00	\$0.00	\$0.00	\$0.00	\$0.00	\$0.00	\$0.00
MAINTENANCE, REPAIR & INSTALLATION	保養維修								
CONCRETE AND SCAFFOLDING	外牆維修及搭棚	\$0.00	\$0.00	\$0.00	\$7,201.00	\$6,400.00	\$6,400.00	\$16,153.00	\$36,154.00
DRAINAGE, ELECTRICALS & PUMPS	水電保養維修	\$447.83	\$1,892.00	\$150.00	\$1,010.00	\$1,702.00	\$19,362.00	\$0.00	\$24,563.83
SECURITY SYSTEM / SMATV. SYM	保安系統/衛星電視	\$2,080.00	\$280.00	\$280.00	\$280.00	\$280.00	\$280.00	\$280.00	\$3,760.00
FIRE FIGHTING SYSTEM	消防保養	\$0.00	\$0.00	\$0.00	\$0.00	\$0.00	\$29,210.00	\$29,500.00	\$58,710.00
LIFTS	升降機	\$5,700.00	\$5,700.00	\$5,700.00	\$5,700.00	\$12,900.00	\$6,280.00	\$5,700.00	\$47,680.00
MANAGER'S REMUNERATION 4%	管理酬金 4%	\$2,806.57	\$2,777.47	\$2,681.55	\$3,496.42	\$3,307.15	\$4,976.07	\$4,591.67	\$24,636.90
MAINTENANCE FUND 11%	維修基金 11%	\$7,718.07	\$7,638.05	\$7,374.27	\$9,615.17	\$9,094.67	\$13,684.20	\$12,627.10	\$67,751.53
PEST CONTROL	殺蟲滅鼠	\$0.00	\$0.00	\$0.00	\$0.00	\$0.00	\$0.00	\$0.00	\$0.00
PRINTING AND STATIONERY	印刷及廣告費	\$35.20	\$0.00	\$0.00	\$0.00	\$0.00	\$0.00	\$0.00	\$35.20
SECURITY GUARD SERVICE CHARGES	保安費	\$42,778.00	\$42,778.00	\$42,778.00	\$42,778.00	\$42,778.00	\$42,778.00	\$42,778.00	\$299,446.00
SUNDRY EXPENSES	什項支出	\$938.20	\$932.80	\$932.80	\$10,932.80	\$932.80	\$932.80	\$932.80	\$16,535.00
TRAVELLING	交通費	\$0.00	\$0.00	\$0.00	\$0.00	\$0.00	\$0.00	\$0.00	\$0.00
TELEPHONE	電話費	\$158.00	\$158.00	\$158.00	\$158.00	\$158.00	\$158.00	\$158.00	\$1,106.00
WATER FEE	水費	\$0.00	\$0.00	\$0.00	\$0.00	\$0.00	\$0.00	\$0.00	\$0.00
TOTAL EXPENSES	總支出	<u>\$146,524.15</u>	<u>\$156,872.56</u>	<u>\$141,753.03</u>	<u>\$167,155.03</u>	<u>\$163,232.37</u>	<u>\$225,028.66</u>	<u>\$202,987.12</u>	<u>\$1,203,552.92</u>
SURPLUS / (DEFICIT) FOR THE PERIOD	本期盈餘/(赤字)	\$229.45	\$17,498.04	\$5,000.57	(\$20,401.43)	(\$16,478.77)	(\$78,275.06)	(\$56,233.52)	(\$148,660.72)
SURPLUS / (DEFICIT) B/F	承上結存	(\$1,111,005.50)	(\$1,110,776.05)	(\$1,093,278.01)	(\$1,088,277.44)	(\$1,108,678.87)	(\$1,125,157.64)	(\$1,352,606.18)	(\$1,111,005.50)
ADJ ON SURPLUS / (DEFICIT) for Yr.2012-20	2012-20年盈餘/(赤字) 調整	\$0.00	\$0.00	\$0.00	\$0.00	\$0.00	(\$149,173.48)	\$0.00	(\$149,173.48)
ACCUM.SURPLUS / (DEFICIT) C/F	累積盈餘/(赤字)	<u>(\$1,110,776.05)</u>	<u>(\$1,093,278.01)</u>	<u>(\$1,088,277.44)</u>	<u>(\$1,108,678.87)</u>	<u>(\$1,125,157.64)</u>	<u>(\$1,352,606.18)</u>	<u>(\$1,408,839.70)</u>	<u>(\$1,408,839.70)</u>

備註：2021年6月份財務收支報告已就2012年9月至2016年5月會計師事務所人賬誤差作出調整及包括2012年至2014年之核數調整



T.L.60
HONG KONG GARDENS - BLOCK 7 豪景花園第七座
STATEMENT OF COMPREHENSIVE INCOME 收支報告表
(FORMERLY KNOWN AS INCOME & EXPENDITURE ACCOUNT)

		Jan-21 (一月)	Feb-21 (二月)	Mar-21 (三月)	Apr-21 (四月)	May-21 (五月)	Jun-21 (六月)	Jul-21 (七月)	1-7/2021 TOTAL總計
INCOME:	收入								
MANAGEMENT FEE RECEIVED	管理費收入	\$189,200.00	\$189,200.00	\$189,200.00	\$189,200.00	\$189,200.00	\$189,200.00	\$189,200.00	\$1,324,400.00
LESS: SINKING FUND	減：儲備基金	(\$9,460.00)	(\$9,460.00)	(\$9,460.00)	(\$9,460.00)	(\$9,460.00)	(\$9,460.00)	(\$9,460.00)	(\$66,220.00)
INSURANCE AND OTHER COMPENSATION	保險及其他賠償	\$0.00	\$0.00	\$0.00	\$0.00	\$0.00	\$0.00	\$0.00	\$0.00
LEGAL FEE RECOVERED	訴訟費收入	\$0.00	\$0.00	\$0.00	\$0.00	\$0.00	\$0.00	\$0.00	\$0.00
INTEREST INCOME	利息收入	\$0.00	\$0.00	\$0.00	\$0.00	\$0.00	\$0.00	\$0.00	\$0.00
SUNDRY INCOME	什項收入	\$0.00	\$37,283.00	\$0.00	\$400.00	\$0.00	\$100.00	\$0.00	\$37,783.00
		<u>\$179,740.00</u>	<u>\$217,023.00</u>	<u>\$179,740.00</u>	<u>\$180,140.00</u>	<u>\$179,740.00</u>	<u>\$179,840.00</u>	<u>\$179,740.00</u>	<u>\$1,295,963.00</u>
EXPENSES:	減：支出								
APPORTIONMENT OF GARDENS EXPENSES	公共費用之分攤	\$88,877.63	\$103,977.32	\$87,288.85	\$89,954.31	\$92,004.87	\$110,654.89	\$95,818.34	\$668,576.21
AUDITORS REMUNERATION	核數費	\$0.00	\$0.00	\$0.00	\$0.00	\$0.00	\$0.00	\$0.00	\$0.00
CONSULTING FEE	諮詢費	\$0.00	\$0.00	\$0.00	\$0.00	\$0.00	\$0.00	\$0.00	\$0.00
CLEANING EXPENSES	清潔費	\$9,370.00	\$9,370.00	\$9,370.00	\$9,370.00	\$10,203.00	\$9,370.00	\$9,370.00	\$66,423.00
DEBRIS REMOVAL CHARGES	清泥頭費	\$0.00	\$0.00	\$0.00	\$0.00	\$0.00	\$0.00	\$0.00	\$0.00
ELECTRICITY	電費	\$8,430.00	\$8,986.00	\$7,130.00	\$8,816.00	\$8,705.00	\$10,337.00	\$9,965.00	\$62,369.00
FESTIVAL DECORATION EXPENSES	節日裝飾	\$0.00	\$0.00	\$475.00	\$0.00	\$0.00	\$0.00	\$0.00	\$475.00
FURNITURE, FIXTURES & EQUIPMENT	屋苑設備	\$0.00	\$0.00	\$0.00	\$0.00	\$0.00	\$0.00	\$0.00	\$0.00
LEGAL FEE	訴訟費	\$0.00	\$0.00	\$0.00	\$0.00	\$0.00	\$0.00	\$0.00	\$0.00
MAINTENANCE, REPAIR & INSTALLATION	保養維修								
CONCRETE AND SCAFFOLDING	外牆維修及搭棚	\$0.00	\$0.00	\$0.00	\$0.00	\$6,100.00	\$0.00	\$8,782.00	\$14,882.00
DRAINAGE, ELECTRICALS & PUMPS	水電保養維修	\$685.83	\$1,840.00	\$2,410.00	\$920.00	\$915.50	\$2,696.00	\$32.00	\$9,499.33
SECURITY SYSTEM / SMATV. SYM	保安系統/衛星電視	\$2,080.00	\$280.00	\$280.00	\$2,160.00	\$280.00	\$280.00	\$1,660.00	\$7,020.00
FIRE FIGHTING SYSTEM	消防保養	\$0.00	\$0.00	\$0.00	\$0.00	\$0.00	\$700.00	\$0.00	\$700.00
LIFTS	升降機	\$8,200.00	\$8,200.00	\$8,780.00	\$8,200.00	\$8,200.00	\$8,200.00	\$8,200.00	\$57,980.00
MANAGER'S REMUNERATION 4%	管理酬金 4%	\$2,897.73	\$2,892.46	\$2,883.22	\$2,931.32	\$3,121.56	\$3,008.74	\$3,265.78	\$21,000.81
MAINTENANCE FUND 11%	維修基金 11%	\$7,968.76	\$7,954.28	\$7,928.87	\$8,061.12	\$8,584.30	\$8,274.05	\$8,980.91	\$57,752.29
PEST CONTROL	殺蟲滅鼠	\$0.00	\$0.00	\$0.00	\$0.00	\$0.00	\$0.00	\$0.00	\$0.00
PRINTING AND STATIONERY	印刷及廣告費	\$26.40	\$0.00	\$0.00	\$0.00	\$0.00	\$0.00	\$0.00	\$26.40
SECURITY GUARD SERVICE CHARGES	保安費	\$42,778.00	\$42,778.00	\$42,778.00	\$42,778.00	\$42,778.00	\$42,778.00	\$42,778.00	\$299,446.00
SUNDRY EXPENSES	什項支出	\$715.00	\$699.60	\$699.60	\$727.10	\$699.60	\$699.60	\$699.60	\$4,940.10
TELEPHONE	電話費	\$158.00	\$158.00	\$158.00	\$158.00	\$158.00	\$158.00	\$158.00	\$1,106.00
WATER FEE	水費	\$0.00	\$0.00	\$0.00	\$153.80	\$0.00	\$0.00	\$0.00	\$153.80
TOTAL EXPENSES	總支出	<u>\$172,187.35</u>	<u>\$187,135.66</u>	<u>\$170,181.54</u>	<u>\$174,229.65</u>	<u>\$181,749.83</u>	<u>\$197,156.28</u>	<u>\$189,709.63</u>	<u>\$1,272,349.94</u>
SURPLUS / (DEFICIT) FOR THE PERIOD	本期盈餘/(赤字)	\$7,552.65	\$29,887.34	\$9,558.46	\$5,910.35	(\$2,009.83)	(\$17,316.28)	(\$9,969.63)	\$23,613.06
SURPLUS / (DEFICIT) B/F	承上結存	\$847.56	\$8,400.21	\$38,287.55	\$47,846.01	\$53,756.36	\$51,746.53	(\$109,635.01)	\$847.56
ADJ ON SURPLUS / (DEFICIT) for Yr.2012-20	2012-20年盈餘/(赤字) 調整	\$0.00	\$0.00	\$0.00	\$0.00	\$0.00	(\$144,065.26)	\$0.00	(\$144,065.26)
ACCUM.SURPLUS / (DEFICIT) C/F	累積盈餘/(赤字)	<u>\$8,400.21</u>	<u>\$38,287.55</u>	<u>\$47,846.01</u>	<u>\$53,756.36</u>	<u>\$51,746.53</u>	<u>(\$109,635.01)</u>	<u>(\$119,604.64)</u>	<u>(\$119,604.64)</u>

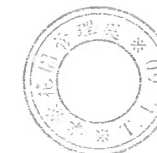
備註：2021年6月份財務收支報告已就2012年9月至2016年5月會計師事務所入賬誤差作出調整及包括2012年至2014年之核數調整



T.L.60
HONG KONG GARDENS - BLOCK 8 豪景花園第八座
STATEMENT OF COMPREHENSIVE INCOME 收支報告表
(FORMERLY KNOWN AS INCOME & EXPENDITURE ACCOUNT)

		Jan-21 (一月)	Feb-21 (二月)	Mar-21 (三月)	Apr-21 (四月)	May-21 (五月)	Jun-21 (六月)	Jul-21 (七月)	1-7/2021 TOTAL總計
INCOME:	收入								
MANAGEMENT FEE RECEIVED	管理費收入	\$189,200.00	\$189,200.00	\$189,200.00	\$189,200.00	\$189,200.00	\$189,200.00	\$189,200.00	\$1,324,400.00
LESS: SINKING FUND	減: 儲備基金	(\$9,460.00)	(\$9,460.00)	(\$9,460.00)	(\$9,460.00)	(\$9,460.00)	(\$9,460.00)	(\$9,460.00)	(\$66,220.00)
INSURANCE AND OTHER COMPENSATION	保險及其他賠償	\$0.00	\$0.00	\$0.00	\$0.00	\$0.00	\$0.00	\$0.00	\$0.00
LEGAL FEE RECOVERED	訴訟費收入	\$0.00	\$0.00	\$0.00	\$0.00	\$0.00	\$0.00	\$0.00	\$0.00
INTEREST INCOME	利息收入	\$0.00	\$0.00	\$0.00	\$0.00	\$0.00	\$0.00	\$0.00	\$0.00
SUNDRY INCOME	什項收入	\$0.00	\$37,283.00	\$0.00	\$0.00	\$0.00	\$0.00	\$0.00	\$37,283.00
		<u>\$179,740.00</u>	<u>\$217,023.00</u>	<u>\$179,740.00</u>	<u>\$179,740.00</u>	<u>\$179,740.00</u>	<u>\$179,740.00</u>	<u>\$179,740.00</u>	<u>\$1,295,463.00</u>
EXPENSES:	減: 支出								
APPORTIONMENT OF GARDENS EXPENSES	公共費用之分攤	\$88,877.63	\$103,977.32	\$87,288.85	\$89,954.31	\$92,004.87	\$110,654.89	\$95,818.34	\$668,576.21
AUDITORS REMUNERATION	核數費	\$0.00	\$0.00	\$0.00	\$0.00	\$0.00	\$0.00	\$0.00	\$0.00
CONSULTING FEE	諮詢費	\$0.00	\$0.00	\$0.00	\$0.00	\$0.00	\$0.00	\$0.00	\$0.00
CLEANING EXPENSES	清潔費	\$9,370.00	\$9,370.00	\$9,370.00	\$9,370.00	\$10,203.00	\$9,370.00	\$9,370.00	\$66,423.00
DEBRIS REMOVAL CHARGES	清泥頭費	\$0.00	\$0.00	\$0.00	\$0.00	\$0.00	\$0.00	\$0.00	\$0.00
ELECTRICITY	電費	\$8,379.00	\$9,804.00	\$7,680.00	\$8,883.00	\$8,688.00	\$9,988.00	\$9,241.00	\$62,661.00
FESTIVAL DECORATION EXPENSES	節日裝飾	\$0.00	\$0.00	\$475.00	\$0.00	\$0.00	\$0.00	\$0.00	\$475.00
FURNITURE, FIXTURES & EQUIPMENT	屋苑設備	\$0.00	\$0.00	\$0.00	\$0.00	\$0.00	\$0.00	\$0.00	\$0.00
LEGAL FEE	訴訟費	\$0.00	\$0.00	\$0.00	\$0.00	\$0.00	\$0.00	\$0.00	\$0.00
MAINTENANCE, REPAIR & INSTALLATION	保養維修								
CONCRETE AND SCAFFOLDING	外牆維修及搭棚	\$0.00	\$0.00	\$6,400.00	\$0.00	\$7,482.00	\$0.00	\$0.00	\$13,882.00
DRAINAGE, ELECTRICALS & PUMPS	水電保養維修	\$489.83	\$2,238.90	\$60.00	\$950.00	\$837.50	\$452.00	\$0.00	\$5,028.23
SECURITY SYSTEM / SMATV. SYM	保安系統/衛星電視	\$1,780.00	\$280.00	\$280.00	\$280.00	\$280.00	\$280.00	\$280.00	\$3,460.00
FIRE FIGHTING SYSTEM	消防保養	\$0.00	\$0.00	\$0.00	\$0.00	\$0.00	\$700.00	\$0.00	\$700.00
LIFTS	升降機	\$8,200.00	\$8,200.00	\$8,780.00	\$8,200.00	\$8,200.00	\$8,200.00	\$8,200.00	\$57,980.00
MANAGER'S REMUNERATION 4%	管理酬金 4%	\$2,875.45	\$2,941.14	\$3,067.22	\$2,854.70	\$3,173.04	\$2,904.94	\$2,829.06	\$20,645.55
MAINTENANCE FUND 11%	維修基金 11%	\$7,907.49	\$8,088.14	\$8,434.87	\$7,850.41	\$8,725.87	\$7,988.60	\$7,779.93	\$56,775.31
PEST CONTROL	殺蟲滅鼠	\$0.00	\$0.00	\$0.00	\$0.00	\$0.00	\$0.00	\$0.00	\$0.00
PRINTING AND STATIONERY	印刷及廣告費	\$26.40	\$0.00	\$0.00	\$0.00	\$0.00	\$0.00	\$0.00	\$26.40
SECURITY GUARD SERVICE CHARGES	保安費	\$42,778.00	\$42,778.00	\$42,778.00	\$42,778.00	\$42,778.00	\$42,778.00	\$42,778.00	\$299,446.00
SUNDRY EXPENSES	什項支出	\$705.00	\$699.60	\$699.60	\$699.60	\$699.60	\$699.60	\$699.60	\$4,902.60
TRAVELLING	交通費	\$0.00	\$0.00	\$0.00	\$0.00	\$0.00	\$0.00	\$0.00	\$0.00
TELEPHONE	電話費	\$158.00	\$158.00	\$158.00	\$158.00	\$158.00	\$158.00	\$158.00	\$1,106.00
WATER FEE	水費	\$0.00	\$0.00	\$0.00	\$48.80	\$0.00	\$0.00	\$0.00	\$48.80
TOTAL EXPENSES	總支出	<u>\$171,546.80</u>	<u>\$188,535.10</u>	<u>\$175,471.54</u>	<u>\$172,026.82</u>	<u>\$183,229.88</u>	<u>\$194,172.03</u>	<u>\$177,153.93</u>	<u>\$1,262,136.10</u>
SURPLUS / (DEFICIT) FOR THE PERIOD	本期盈餘/(赤字)	\$8,193.20	\$28,487.90	\$4,268.46	\$7,713.18	(\$3,489.88)	(\$14,432.03)	\$2,586.07	\$33,326.90
SURPLUS / (DEFICIT) B/F	承上結存	(\$243,605.35)	(\$235,412.15)	(\$206,924.25)	(\$202,655.79)	(\$194,942.61)	(\$198,432.49)	(\$346,519.99)	(\$243,605.35)
ADJ ON SURPLUS / (DEFICIT) for Yr.2012-20	2012-20年盈餘/(赤字) 調整	\$0.00	\$0.00	\$0.00	\$0.00	\$0.00	(\$133,655.47)	\$0.00	(\$133,655.47)
ACCUM.SURPLUS / (DEFICIT) C/F	累積盈餘/(赤字)	<u>(\$235,412.15)</u>	<u>(\$206,924.25)</u>	<u>(\$202,655.79)</u>	<u>(\$194,942.61)</u>	<u>(\$198,432.49)</u>	<u>(\$346,519.99)</u>	<u>(\$343,933.92)</u>	<u>(\$343,933.92)</u>

備註: 2021年6月份財務收支報告已就2012年9月至2016年5月會計師事務所入賬誤差作出調整及包括2012年至2014年之核數調整



T.L.60
HONG KONG GARDENS - BLOCK 9 豪景花園第九座
STATEMENT OF COMPREHENSIVE INCOME 收支報告表
(FORMERLY KNOWN AS INCOME & EXPENDITURE ACCOUNT)

		Jan-21 (一月)	Feb-21 (二月)	Mar-21 (三月)	Apr-21 (四月)	May-21 (五月)	Jun-21 (六月)	Jul-21 (七月)	1-7/2021 TOTAL總計
INCOME:	收入								
MANAGEMENT FEE RECEIVED	管理費收入	\$189,200.00	\$189,200.00	\$189,200.00	\$189,200.00	\$189,200.00	\$189,200.00	\$189,200.00	\$1,324,400.00
LESS: SINKING FUND	減: 儲備基金	(\$9,460.00)	(\$9,460.00)	(\$9,460.00)	(\$9,460.00)	(\$9,460.00)	(\$9,460.00)	(\$9,460.00)	(\$66,220.00)
INSURANCE AND OTHER COMPENSATION	保險及其他賠償	\$0.00	\$0.00	\$0.00	\$0.00	\$0.00	\$0.00	\$0.00	\$0.00
LEGAL FEE RECOVERED	訴訟費收入	\$0.00	\$0.00	\$0.00	\$0.00	\$0.00	\$0.00	\$0.00	\$0.00
INTEREST INCOME	利息收入	\$0.00	\$0.00	\$0.00	\$0.00	\$0.00	\$0.00	\$0.00	\$0.00
SUNDRY INCOME	什項收入	\$0.00	\$37,283.00	\$0.00	\$0.00	\$0.00	\$0.00	\$0.00	\$37,283.00
		<u>\$179,740.00</u>	<u>\$217,023.00</u>	<u>\$179,740.00</u>	<u>\$179,740.00</u>	<u>\$179,740.00</u>	<u>\$179,740.00</u>	<u>\$179,740.00</u>	<u>\$1,295,463.00</u>
EXPENSES:	減: 支出								
APPORTIONMENT OF GARDENS EXPENSES	公共費用之分攤	\$88,877.63	\$103,977.32	\$87,288.85	\$89,954.31	\$92,004.87	\$110,654.89	\$95,818.34	\$668,576.21
AUDITORS REMUNERATION	核數費	\$0.00	\$0.00	\$0.00	\$0.00	\$0.00	\$0.00	\$0.00	\$0.00
CONSULTING FEE	諮詢費	\$0.00	\$0.00	\$0.00	\$0.00	\$0.00	\$0.00	\$0.00	\$0.00
CLEANING EXPENSES	清潔費	\$9,370.00	\$9,370.00	\$9,370.00	\$9,370.00	\$10,203.00	\$9,370.00	\$9,370.00	\$66,423.00
DEBRIS REMOVAL CHARGES	清泥頭費	\$0.00	\$0.00	\$0.00	\$0.00	\$0.00	\$0.00	\$0.00	\$0.00
ELECTRICITY	電費	\$8,291.00	\$9,298.00	\$7,429.00	\$9,360.00	\$9,241.00	\$10,675.00	\$10,423.00	\$64,717.00
FESTIVAL DECORATION EXPENSES	節日裝飾	\$0.00	\$0.00	\$475.00	\$0.00	\$0.00	\$0.00	\$0.00	\$475.00
FURNITURE, FIXTURES & EQUIPMENT	屋苑設備	\$0.00	\$0.00	\$0.00	\$0.00	\$0.00	\$0.00	\$0.00	\$0.00
MAINTENANCE, REPAIR & INSTALLATION	保養維修								
CONCRETE AND SCAFFOLDING	外牆維修及搭棚	\$0.00	\$0.00	\$0.00	\$0.00	\$0.00	\$0.00	\$0.00	\$0.00
DRAINAGE, ELECTRICALS & PUMPS	水電保養維修	\$57.83	\$1,840.00	\$19,116.00	\$2,468.00	\$837.50	\$823.00	\$84.00	\$25,226.33
SECURITY SYSTEM / SMATV. SYM	保安系統/衛星電視	\$1,780.00	\$280.00	\$3,080.00	\$5,079.00	\$280.00	\$280.00	\$280.00	\$11,059.00
FIRE FIGHTING SYSTEM	消防保養	\$0.00	\$0.00	\$0.00	\$0.00	\$7,300.00	\$700.00	\$0.00	\$8,000.00
LIFTS	升降機	\$8,200.00	\$8,200.00	\$8,780.00	\$8,200.00	\$8,200.00	\$8,200.00	\$8,200.00	\$57,980.00
MANAGER'S REMUNERATION 4%	管理酬金 4%	\$2,854.65	\$2,904.94	\$3,675.42	\$3,128.10	\$3,187.88	\$2,947.34	\$2,879.70	\$21,578.03
MAINTENANCE FUND 11%	維修基金 11%	\$7,850.29	\$7,988.60	\$10,107.42	\$8,602.29	\$8,766.68	\$8,105.20	\$7,919.19	\$59,339.67
PEST CONTROL	殺蟲滅鼠	\$0.00	\$0.00	\$0.00	\$0.00	\$0.00	\$0.00	\$0.00	\$0.00
PRINTING AND STATIONERY	印刷及廣告費	\$26.40	\$0.00	\$0.00	\$0.00	\$0.00	\$0.00	\$0.00	\$26.40
SECURITY GUARD SERVICE CHARGES	保安費	\$42,778.00	\$42,778.00	\$42,778.00	\$42,778.00	\$42,778.00	\$42,778.00	\$42,778.00	\$299,446.00
SUNDRY EXPENSES	什項支出	\$705.00	\$699.60	\$699.60	\$699.60	\$699.60	\$699.60	\$699.60	\$4,902.60
TELEPHONE	電話費	\$158.00	\$158.00	\$158.00	\$158.00	\$158.00	\$158.00	\$158.00	\$1,106.00
WATER FEE	水費	\$0.00	\$0.00	\$0.00	\$90.00	\$0.00	\$0.00	\$0.00	\$90.00
TOTAL EXPENSES	總支出	<u>\$170,948.80</u>	<u>\$187,494.46</u>	<u>\$192,957.29</u>	<u>\$179,887.30</u>	<u>\$183,656.53</u>	<u>\$195,391.03</u>	<u>\$178,609.83</u>	<u>\$1,288,945.24</u>
SURPLUS / (DEFICIT) FOR THE PERIOD	本期盈餘/(赤字)	\$8,791.20	\$29,528.54	(\$13,217.29)	(\$147.30)	(\$3,916.53)	(\$15,651.03)	\$1,130.17	\$6,517.76
SURPLUS / (DEFICIT) B/F	承上結存	(\$196,082.38)	(\$187,291.18)	(\$157,762.64)	(\$170,979.93)	(\$171,127.23)	(\$175,043.76)	(\$324,178.79)	(\$196,082.38)
ADJ ON SURPLUS / (DEFICIT) for Yr.2012-20	2012-20年盈餘/(赤字) 調整	\$0.00	\$0.00	\$0.00	\$0.00	\$0.00	(\$133,484.00)	\$0.00	(\$133,484.00)
ACCUM.SURPLUS / (DEFICIT) C/F	累積盈餘/(赤字)	<u>(\$187,291.18)</u>	<u>(\$157,762.64)</u>	<u>(\$170,979.93)</u>	<u>(\$171,127.23)</u>	<u>(\$175,043.76)</u>	<u>(\$324,178.79)</u>	<u>(\$323,048.62)</u>	<u>(\$323,048.62)</u>

備註: 2021年6月份財務收支報告已就2012年9月至2016年5月會計師事務所入賬誤差作出調整及包括2012年至2014年之核數調整



T.L.60
HONG KONG GARDENS - BLOCK 10 豪景花園第十座
STATEMENT OF COMPREHENSIVE INCOME 收支報告表
(FORMERLY KNOWN AS INCOME & EXPENDITURE ACCOUNT)

		Jan-21 (一月)	Feb-21 (二月)	Mar-21 (三月)	Apr-21 (四月)	May-21 (五月)	Jun-21 (六月)	Jul-21 (七月)	1-7/2021 TOTAL總計
INCOME:	收入								
MANAGEMENT FEE RECEIVED	管理費收入	\$189,200.00	\$189,200.00	\$189,200.00	\$189,200.00	\$189,200.00	\$189,200.00	\$189,200.00	\$1,324,400.00
LESS: SINKING FUND	減: 儲備基金	(\$9,460.00)	(\$9,460.00)	(\$9,460.00)	(\$9,460.00)	(\$9,460.00)	(\$9,460.00)	(\$9,460.00)	(\$66,220.00)
LESS: PROVISION FOR BAD DEBT - M.F.	管理費壞賬撥備	\$0.00	\$0.00	\$0.00	\$0.00	\$0.00	\$0.00	\$0.00	\$0.00
ADD: BAD DEBT (M.F.) WRITTEN BACK	收回管理費壞賬	\$0.00	\$0.00	\$0.00	\$0.00	\$0.00	\$0.00	\$0.00	\$0.00
INSURANCE AND OTHER COMPENSATION	保險及其他賠償	\$0.00	\$0.00	\$0.00	\$0.00	\$0.00	\$0.00	\$0.00	\$0.00
LEGAL FEE RECOVERED	訴訟費收入	\$0.00	\$0.00	\$0.00	\$0.00	\$0.00	\$0.00	\$0.00	\$0.00
INTEREST INCOME	利息收入	\$0.00	\$0.00	\$0.00	\$0.00	\$0.00	\$0.00	\$0.00	\$0.00
SUNDRY INCOME	什項收入	\$0.00	\$37,283.00	\$0.00	\$0.00	\$0.00	\$0.00	\$0.00	\$37,283.00
		\$179,740.00	\$217,023.00	\$179,740.00	\$179,740.00	\$179,740.00	\$179,740.00	\$179,740.00	\$1,295,463.00
EXPENSES:	減: 支出								
APPORTIONMENT OF GARDENS EXPENSES	公共費用之分攤	\$88,877.63	\$103,977.32	\$87,288.85	\$89,954.31	\$92,004.87	\$110,654.89	\$95,818.34	\$668,576.21
AUDITORS REMUNERATION	核數費	\$0.00	\$0.00	\$0.00	\$0.00	\$0.00	\$0.00	\$0.00	\$0.00
CONSULTING FEE	諮詢費	\$0.00	\$0.00	\$0.00	\$0.00	\$0.00	\$0.00	\$0.00	\$0.00
CLEANING EXPENSES	清潔費	\$9,370.00	\$9,370.00	\$9,370.00	\$10,199.82	\$9,370.00	\$9,370.00	\$9,370.00	\$66,419.82
DEBRIS REMOVAL CHARGES	清泥頭費	\$0.00	\$0.00	\$0.00	\$0.00	\$0.00	\$0.00	\$0.00	\$0.00
ELECTRICITY	電費	\$8,505.00	\$9,691.00	\$7,813.00	\$9,221.00	\$8,898.00	\$10,438.00	\$9,786.00	\$64,352.00
FESTIVAL DECORATION EXPENSES	節日裝飾	\$0.00	\$0.00	\$475.00	\$0.00	\$0.00	\$0.00	\$0.00	\$475.00
FURNITURE, FIXTURES & EQUIPMENT	屋苑設備	\$0.00	\$0.00	\$0.00	\$0.00	\$0.00	\$0.00	\$0.00	\$0.00
LEGAL FEE	訴訟費	\$0.00	\$0.00	\$0.00	\$0.00	\$0.00	\$0.00	\$0.00	\$0.00
MAINTENANCE, REPAIR & INSTALLATION	保養維修								
CONCRETE AND SCAFFOLDING	外牆維修及搭棚	\$0.00	\$0.00	\$0.00	\$0.00	\$3,580.00	\$2,100.00	\$6,002.00	\$11,682.00
DRAINAGE, ELECTRICALS & PUMPS	水電保養維修	\$93.83	\$1,840.00	\$390.00	\$8,426.00	\$889.50	\$446.00	\$11.00	\$12,096.33
SECURITY SYSTEM / SMATV. SYM	保安系統/衛星電視	\$2,080.00	\$280.00	\$280.00	\$280.00	\$280.00	\$280.00	\$280.00	\$3,760.00
FIRE FIGHTING SYSTEM	消防保養	\$0.00	\$0.00	\$0.00	\$0.00	\$0.00	\$700.00	\$0.00	\$700.00
LIFTS	升降機	\$8,200.00	\$8,200.00	\$8,780.00	\$8,200.00	\$8,200.00	\$8,200.00	\$8,200.00	\$57,980.00
MANAGER'S REMUNERATION 4%	管理酬金 4%	\$2,881.77	\$2,920.66	\$2,829.74	\$3,209.60	\$2,994.12	\$3,007.18	\$3,179.38	\$21,022.45
MAINTENANCE FUND 11%	維修基金 11%	\$7,924.87	\$8,031.83	\$7,781.80	\$8,826.39	\$8,233.84	\$8,269.76	\$8,743.31	\$57,811.80
PEST CONTROL	殺蟲滅鼠	\$0.00	\$0.00	\$0.00	\$0.00	\$0.00	\$0.00	\$0.00	\$0.00
PRINTING AND STATIONERY	印刷及廣告費	\$26.40	\$0.00	\$0.00	\$0.00	\$0.00	\$0.00	\$0.00	\$26.40
SECURITY GUARD SERVICE CHARGES	保安費	\$42,778.00	\$42,778.00	\$42,778.00	\$42,778.00	\$42,778.00	\$42,778.00	\$42,778.00	\$299,446.00
SUNDRY EXPENSES	什項支出	\$833.00	\$699.60	\$699.60	\$699.60	\$699.60	\$709.60	\$2,899.60	\$7,240.60
TRAVELLING	交通費	\$0.00	\$0.00	\$0.00	\$0.00	\$0.00	\$0.00	\$0.00	\$0.00
TELEPHONE	電話費	\$158.00	\$158.00	\$158.00	\$158.00	\$158.00	\$158.00	\$158.00	\$1,106.00
WATER FEE	水費	\$0.00	\$0.00	\$0.00	\$277.50	\$0.00	\$0.00	\$0.00	\$277.50
TOTAL EXPENSES	總支出	\$171,728.50	\$187,946.41	\$168,643.99	\$182,230.22	\$178,085.93	\$197,111.43	\$187,225.63	\$1,272,972.11
SURPLUS / (DEFICIT) FOR THE PERIOD	本期盈餘/(赤字)	\$8,011.50	\$29,076.59	\$11,096.01	(\$2,490.22)	\$1,654.07	(\$17,371.43)	(\$7,485.63)	\$22,490.89
SURPLUS / (DEFICIT) B/F	承上結存	\$141,552.33	\$149,563.83	\$178,640.42	\$189,736.43	\$187,246.21	\$188,900.28	\$37,876.90	\$141,552.33
ADJ ON SURPLUS / (DEFICIT) for Yr.2012-20	2012-20年盈餘/(赤字) 調整	\$0.00	\$0.00	\$0.00	\$0.00	\$0.00	(\$133,651.95)	\$0.00	(\$133,651.95)
ACCUM.SURPLUS / (DEFICIT) C/F	累積盈餘/(赤字)	\$149,563.83	\$178,640.42	\$189,736.43	\$187,246.21	\$188,900.28	\$37,876.90	\$30,391.27	\$30,391.27

備註: 2021年6月份財務收支報告已就2012年9月至2016年5月會計師事務所人賬誤差作出調整及包括2012年至2014年之核數調整



T.L.60
HONG KONG GARDENS - BLOCK 11 豪景花園第十一座
STATEMENT OF COMPREHENSIVE INCOME 收支報告表
(FORMERLY KNOWN AS INCOME & EXPENDITURE ACCOUNT)

		Jan-21 (一月)	Feb-21 (二月)	Mar-21 (三月)	Apr-21 (四月)	May-21 (五月)	Jun-21 (六月)	Jul-21 (七月)	1-7/2021 TOTAL總計
INCOME:	收入								
MANAGEMENT FEE RECEIVED	管理費收入	\$192,192.00	\$192,192.00	\$192,192.00	\$192,192.00	\$192,192.00	\$192,192.00	\$192,192.00	\$1,345,344.00
LESS: SINKING FUND	減：儲備基金	(\$9,609.60)	(\$9,609.60)	(\$9,609.60)	(\$9,609.60)	(\$9,609.60)	(\$9,609.60)	(\$9,609.60)	(\$67,267.20)
INSURANCE AND OTHER COMPENSATION	保險及其他賠償	\$0.00	\$0.00	\$0.00	\$0.00	\$0.00	\$0.00	\$0.00	\$0.00
LEGAL FEE RECOVERED	訴訟費收入	\$0.00	\$0.00	\$0.00	\$0.00	\$0.00	\$0.00	\$0.00	\$0.00
INTEREST INCOME	利息收入	\$0.00	\$0.00	\$0.00	\$0.00	\$0.00	\$0.00	\$0.00	\$0.00
SUNDRY INCOME	什項收入	\$0.00	\$37,283.00	\$0.00	\$0.00	\$0.00	\$0.00	\$200.00	\$37,483.00
		<u>\$182,582.40</u>	<u>\$219,865.40</u>	<u>\$182,582.40</u>	<u>\$182,582.40</u>	<u>\$182,582.40</u>	<u>\$182,582.40</u>	<u>\$182,782.40</u>	<u>\$1,315,559.80</u>
EXPENSES:	減：支出								
APPORTIONMENT OF GARDENS EXPENSES	公共費用之分攤	\$88,877.63	\$103,977.32	\$87,288.85	\$89,954.31	\$92,004.87	\$110,654.89	\$95,818.34	\$668,576.21
AUDITORS REMUNERATION	核數費	\$0.00	\$0.00	\$0.00	\$0.00	\$0.00	\$0.00	\$0.00	\$0.00
CONSULTING FEE	諮詢費	\$0.00	\$0.00	\$0.00	\$0.00	\$0.00	\$0.00	\$0.00	\$0.00
CLEANING EXPENSES	清潔費	\$9,370.00	\$9,370.00	\$9,370.00	\$10,199.82	\$9,370.00	\$9,370.00	\$9,370.00	\$66,419.82
DEBRIS REMOVAL CHARGES	清泥頭費	\$0.00	\$0.00	\$0.00	\$0.00	\$0.00	\$0.00	\$0.00	\$0.00
ELECTRICITY	電費	\$8,392.00	\$9,617.00	\$7,863.00	\$9,685.00	\$9,148.00	\$10,834.00	\$10,375.00	\$65,914.00
FESTIVAL DECORATION EXPENSES	節日裝飾	\$0.00	\$0.00	\$475.00	\$0.00	\$0.00	\$0.00	\$0.00	\$475.00
FURNITURE, FIXTURES & EQUIPMENT	屋苑設備	\$0.00	\$0.00	\$0.00	\$0.00	\$0.00	\$0.00	\$0.00	\$0.00
GARDENING EXPENSES	園藝種植	\$0.00	\$0.00	\$0.00	\$0.00	\$0.00	\$0.00	\$0.00	\$0.00
LEGAL FEE	訴訟費	\$0.00	\$0.00	\$0.00	\$0.00	\$0.00	\$0.00	\$0.00	\$0.00
MAINTENANCE, REPAIR & INSTALLATION	保養維修								
CONCRETE AND SCAFFOLDING	外牆維修及搭棚	\$0.00	\$0.00	\$0.00	\$0.00	\$0.00	\$0.00	\$7,600.00	\$7,600.00
DRAINAGE, ELECTRICALS & PUMPS	水電保養維修	\$67.83	\$1,840.00	\$130.00	\$1,858.00	\$651.00	\$568.00	\$4,884.00	\$9,998.83
SECURITY SYSTEM / SMATV. SYM	保安系統/衛星電視	\$1,780.00	\$1,520.00	\$280.00	\$280.00	\$280.00	\$280.00	\$280.00	\$4,700.00
FIRE FIGHTING SYSTEM	消防保養	\$0.00	\$0.00	\$0.00	\$0.00	\$0.00	\$700.00	\$0.00	\$700.00
LIFTS	升降機	\$8,200.00	\$8,200.00	\$8,780.00	\$8,200.00	\$8,200.00	\$8,200.00	\$8,200.00	\$57,980.00
MANAGER'S REMUNERATION 4%	管理酬金 4%	\$2,859.09	\$2,967.30	\$2,821.34	\$2,960.49	\$2,826.40	\$2,943.50	\$3,373.78	\$20,751.90
MAINTENANCE FUND 11%	維修基金 11%	\$7,862.50	\$8,160.09	\$7,758.70	\$8,141.34	\$7,772.61	\$8,094.64	\$9,277.91	\$57,067.79
PEST CONTROL	殺蟲滅鼠	\$0.00	\$0.00	\$0.00	\$0.00	\$0.00	\$0.00	\$0.00	\$0.00
PRINTING AND STATIONERY	印刷及廣告費	\$26.40	\$0.00	\$0.00	\$0.00	\$0.00	\$0.00	\$0.00	\$26.40
SECURITY GUARD SERVICE CHARGES	保安費	\$42,778.00	\$42,778.00	\$42,778.00	\$42,778.00	\$42,070.00	\$42,778.00	\$42,778.00	\$298,738.00
SUNDRY EXPENSES	什項支出	\$705.00	\$699.60	\$699.60	\$699.60	\$783.09	\$699.60	\$699.60	\$4,986.09
TELEPHONE	電話費	\$158.00	\$158.00	\$158.00	\$158.00	\$158.00	\$158.00	\$158.00	\$1,106.00
WATER FEE	水費	\$0.00	\$0.00	\$0.00	\$153.80	\$0.00	\$0.00	\$0.00	\$153.80
TOTAL EXPENSES	總支出	<u>\$171,076.45</u>	<u>\$189,287.31</u>	<u>\$168,402.49</u>	<u>\$175,068.36</u>	<u>\$173,263.97</u>	<u>\$195,280.63</u>	<u>\$192,814.63</u>	<u>\$1,265,193.84</u>
SURPLUS / (DEFICIT) FOR THE PERIOD	本期盈餘/(赤字)	\$11,505.95	\$30,578.09	\$14,179.91	\$7,514.04	\$9,318.43	(\$12,698.23)	(\$10,032.23)	\$50,365.96
SURPLUS / (DEFICIT) B/F	承上結存	\$269,423.01	\$280,928.96	\$311,507.05	\$325,686.96	\$333,201.00	\$342,519.43	\$190,402.50	\$269,423.01
ADJ ON SURPLUS / (DEFICIT) for Yr.2012-20	2012-20年盈餘/(赤字) 調整	\$0.00	\$0.00	\$0.00	\$0.00	\$0.00	(\$139,418.70)	\$0.00	(\$139,418.70)
ACCUM.SURPLUS / (DEFICIT) C/F	累積盈餘/(赤字)	<u>\$280,928.96</u>	<u>\$311,507.05</u>	<u>\$325,686.96</u>	<u>\$333,201.00</u>	<u>\$342,519.43</u>	<u>\$190,402.50</u>	<u>\$180,370.27</u>	<u>\$180,370.27</u>

備註：2021年6月份財務收支報告已就2012年9月至2016年5月會計師事務所人賬誤差作出調整及包括2012年至2014年之核數調整



T.L.60

HONG KONG GARDENS - BLOCK 12 豪景花園 第十二座
STATEMENT OF COMPREHENSIVE INCOME 收支報告表
(FORMERLY KNOWN AS INCOME & EXPENDITURE ACCOUNT)

		Jan-21 (一月)	Feb-21 (二月)	Mar-21 (三月)	Apr-21 (四月)	May-21 (五月)	Jun-21 (六月)	Jul-21 (七月)	1-7/2021 TOTAL總計
INCOME:	收入								
MANAGEMENT FEE RECEIVED	管理費收入	\$189,200.00	\$189,200.00	\$189,200.00	\$189,200.00	\$189,200.00	\$189,200.00	\$189,200.00	\$1,324,400.00
LESS: SINKING FUND	減: 儲備基金	(\$9,460.00)	(\$9,460.00)	(\$9,460.00)	(\$9,460.00)	(\$9,460.00)	(\$9,460.00)	(\$9,460.00)	(\$66,220.00)
LESS: PROVISION FOR BAD DEBT - M.F.	管理費壞賬撥備	\$0.00	\$0.00	\$0.00	\$0.00	\$0.00	\$0.00	\$0.00	\$0.00
INSURANCE AND OTHER COMPENSATION	保險及其他賠償	\$0.00	\$0.00	\$0.00	\$0.00	\$0.00	\$0.00	\$0.00	\$0.00
LEGAL FEE RECOVERED	訴訟費收入	\$0.00	\$0.00	\$0.00	\$0.00	\$0.00	\$0.00	\$0.00	\$0.00
INTEREST INCOME	利息收入	\$0.00	\$0.00	\$0.00	\$0.00	\$0.00	\$0.00	\$0.00	\$0.00
SUNDRY INCOME	什項收入	\$0.00	\$37,283.00	\$0.00	\$0.00	\$0.00	\$0.00	\$0.00	\$37,283.00
		\$179,740.00	\$217,023.00	\$179,740.00	\$179,740.00	\$179,740.00	\$179,740.00	\$179,740.00	\$1,295,463.00
EXPENSES:	減: 支出								
APPORTIONMENT OF GARDENS EXPENSES	公共費用之分攤	\$88,877.63	\$103,977.32	\$87,288.85	\$89,954.31	\$92,004.87	\$110,654.89	\$95,818.34	\$668,576.21
AUDITORS REMUNERATION	核數費	\$0.00	\$0.00	\$0.00	\$0.00	\$0.00	\$0.00	\$0.00	\$0.00
CONSULTING FEE	諮詢費	\$0.00	\$0.00	\$0.00	\$0.00	\$0.00	\$0.00	\$0.00	\$0.00
CLEANING EXPENSES	清潔費	\$9,370.00	\$9,370.00	\$9,370.00	\$9,370.00	\$10,203.00	\$9,370.00	\$9,370.00	\$66,423.00
DEBRIS REMOVAL CHARGES	清泥頭費	\$0.00	\$0.00	\$0.00	\$0.00	\$0.00	\$0.00	\$0.00	\$0.00
GARDENING EXPENSES	園藝種植	\$0.00	\$0.00	\$0.00	\$0.00	\$0.00	\$0.00	\$0.00	\$0.00
ELECTRICITY	電費	\$8,686.57	\$9,865.69	\$7,750.40	\$9,397.22	\$8,228.24	\$10,055.48	\$11,887.88	\$65,871.48
FESTIVAL DECORATION EXPENSES	節日裝飾	\$0.00	\$0.00	\$475.00	\$0.00	\$0.00	\$0.00	\$0.00	\$475.00
FURNITURE, FIXTURES & EQUIPMENT	屋苑設備	\$0.00	\$0.00	\$0.00	\$0.00	\$0.00	\$0.00	\$0.00	\$0.00
LEGAL FEE	訴訟費	\$0.00	\$0.00	\$0.00	\$0.00	\$0.00	\$0.00	\$0.00	\$0.00
MAINTENANCE, REPAIR & INSTALLATION	保養維修								
CONCRETE AND SCAFFOLDING	外牆維修及搭棚	\$0.00	\$0.00	\$8,800.00	\$3,800.00	\$22,806.00	\$14,100.00	\$33,004.00	\$82,510.00
DRAINAGE, ELECTRICALS & PUMPS	水電保養維修	\$309.83	\$1,840.00	\$254.50	\$1,082.50	\$625.00	\$437.00	\$7,812.00	\$12,360.83
SECURITY SYSTEM / SMATV. SYM	保安系統/衛星電視	\$880.00	\$280.00	\$280.00	\$280.00	\$280.00	\$280.00	\$280.00	\$2,560.00
FIRE FIGHTING SYSTEM	消防保養	\$0.00	\$0.00	\$0.00	\$0.00	\$0.00	\$5,900.00	\$0.00	\$5,900.00
LIFTS	升降機	\$8,200.00	\$8,200.00	\$8,780.00	\$8,200.00	\$8,200.00	\$8,200.00	\$8,200.00	\$57,980.00
MANAGER'S REMUNERATION 4%	管理酬金 4%	\$2,853.55	\$2,927.61	\$3,173.78	\$3,042.87	\$3,759.11	\$3,679.08	\$4,568.24	\$24,004.24
MAINTENANCE FUND 11%	維修基金 11%	\$7,847.27	\$8,050.93	\$8,727.90	\$8,367.89	\$10,337.56	\$10,117.48	\$12,562.65	\$66,011.68
PEST CONTROL	殺蟲滅鼠	\$0.00	\$0.00	\$0.00	\$0.00	\$0.00	\$0.00	\$0.00	\$0.00
PRINTING AND STATIONERY	印刷及廣告費	\$26.40	\$0.00	\$0.00	\$0.00	\$0.00	\$0.00	\$0.00	\$26.40
SECURITY GUARD SERVICE CHARGES	保安費	\$42,778.00	\$42,778.00	\$42,778.00	\$42,778.00	\$42,778.00	\$42,778.00	\$42,778.00	\$299,446.00
SUNDRY EXPENSES	什項支出	\$930.00	\$699.60	\$699.60	\$699.60	\$699.60	\$699.60	\$699.60	\$5,127.60
TRAVELLING	交通費	\$0.00	\$0.00	\$0.00	\$0.00	\$0.00	\$0.00	\$0.00	\$0.00
TELEPHONE	電話費	\$158.00	\$157.00	\$157.00	\$157.00	\$158.00	\$157.00	\$174.42	\$1,118.42
WATER FEE	水費	\$0.00	\$0.00	\$0.00	\$307.40	\$0.00	\$0.00	\$0.00	\$307.40
TOTAL EXPENSES	總支出	\$170,917.25	\$188,146.15	\$178,535.03	\$177,436.79	\$200,079.38	\$216,428.53	\$227,155.13	\$1,358,698.26
SURPLUS / (DEFICIT) FOR THE PERIOD	本期盈餘/(赤字)	\$8,822.75	\$28,876.85	\$1,204.97	\$2,303.21	(\$20,339.38)	(\$36,688.53)	(\$47,415.13)	(\$63,235.26)
SURPLUS / (DEFICIT) B/F	承上結存	\$217,290.35	\$226,113.10	\$254,989.95	\$256,194.92	\$258,498.13	\$238,158.75	\$90,931.47	\$217,290.35
ADJ ON SURPLUS / (DEFICIT) for Yr.2012-20	2012-20年盈餘/(赤字) 調整	\$0.00	\$0.00	\$0.00	\$0.00	\$0.00	(\$110,538.75)	\$0.00	(\$110,538.75)
ACCUM.SURPLUS / (DEFICIT) C/F	累積盈餘/(赤字)	\$226,113.10	\$254,989.95	\$256,194.92	\$258,498.13	\$238,158.75	\$90,931.47	\$43,516.34	\$43,516.34

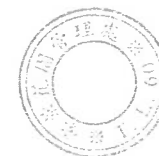
備註: 2021年6月份財務收支報告已就2012年9月至2016年5月會計師事務所入賬誤差作出調整及包括2012年至2014年之核數調整



T.L.60
HONG KONG GARDENS - BLOCK 13 豪景花園 第十三座
STATEMENT OF COMPREHENSIVE INCOME 收支報告表
(FORMERLY KNOWN AS INCOME & EXPENDITURE ACCOUNT)

		Jan-21 (一月)	Feb-21 (二月)	Mar-21 (三月)	Apr-21 (四月)	May-21 (五月)	Jun-21 (六月)	Jul-21 (七月)	1-7/2021 TOTAL總計
INCOME:	收入								
MANAGEMENT FEE RECEIVED	管理費收入	\$132,240.00	\$132,240.00	\$132,240.00	\$132,240.00	\$132,240.00	\$132,240.00	\$132,240.00	\$925,680.00
LESS: SINKING FUND	減: 儲備基金	(\$6,612.00)	(\$6,612.00)	(\$6,612.00)	(\$6,612.00)	(\$6,612.00)	(\$6,612.00)	(\$6,612.00)	(\$46,284.00)
LESS: PROVISION FOR BAD DEBT - M.F.	管理費壞賬撥備	\$0.00	\$0.00	\$0.00	\$0.00	\$0.00	\$0.00	\$0.00	\$0.00
ADD: BAD DEBT (M.F.) WRITTEN BACK	收回管理費壞賬	\$0.00	\$0.00	\$0.00	\$0.00	\$0.00	\$0.00	\$0.00	\$0.00
INSURANCE AND OTHER COMPENSATION	保險及其他賠償	\$0.00	\$0.00	\$0.00	\$0.00	\$0.00	\$0.00	\$0.00	\$0.00
LEGAL FEE RECOVERED	訴訟費收入	\$0.00	\$0.00	\$0.00	\$0.00	\$0.00	\$0.00	\$0.00	\$0.00
INTEREST INCOME	利息收入	\$0.00	\$0.00	\$0.00	\$0.00	\$0.00	\$0.00	\$0.00	\$0.00
SUNDRY INCOME	什項收入	\$0.00	\$15,817.00	\$0.00	\$0.00	\$0.00	\$0.00	\$0.00	\$15,817.00
		<u>\$125,628.00</u>	<u>\$141,445.00</u>	<u>\$125,628.00</u>	<u>\$125,628.00</u>	<u>\$125,628.00</u>	<u>\$125,628.00</u>	<u>\$125,628.00</u>	<u>\$895,213.00</u>
EXPENSES:	減: 支出								
APPORTIONMENT OF GARDENS EXPENSES	公共費用之分攤	\$37,705.66	\$44,111.59	\$37,031.63	\$38,162.43	\$39,032.37	\$46,944.50	\$40,650.21	\$283,638.39
AUDITORS REMUNERATION	核數費	\$0.00	\$0.00	\$0.00	\$0.00	\$0.00	\$0.00	\$0.00	\$0.00
CONSULTING FEE	諮詢費	\$0.00	\$0.00	\$0.00	\$0.00	\$0.00	\$0.00	\$0.00	\$0.00
CLEANING EXPENSES	清潔費	\$9,370.00	\$9,370.00	\$9,370.00	\$10,272.60	\$10,203.00	\$9,370.00	\$9,370.00	\$67,325.60
DEBRIS REMOVAL CHARGES	清泥填費	\$0.00	\$0.00	\$0.00	\$0.00	\$0.00	\$0.00	\$0.00	\$0.00
ELECTRICITY	電費	\$4,756.00	\$5,797.00	\$4,632.00	\$5,397.00	\$5,267.00	\$6,299.00	\$5,981.00	\$38,129.00
FESTIVAL DECORATION EXPENSES	節日裝飾	\$8.00	\$0.00	\$475.00	\$0.00	\$0.00	\$0.00	\$0.00	\$483.00
FURNITURE, FIXTURES & EQUIPMENT	屋苑設備	\$0.00	\$0.00	\$0.00	\$0.00	\$0.00	\$0.00	\$0.00	\$0.00
LEGAL FEE	訴訟費	\$0.00	\$0.00	\$0.00	\$0.00	\$0.00	\$0.00	\$0.00	\$0.00
MAINTENANCE, REPAIR & INSTALLATION	保養維修								
CONCRETE AND SCAFFOLDING	外牆維修及搭棚	\$0.00	\$0.00	\$0.00	\$0.00	\$0.00	\$0.00	\$9,680.00	\$9,680.00
DRAINAGE, ELECTRICALS & PUMPS	水電保養維修	\$378.83	\$1,840.00	\$46.00	\$972.00	\$825.00	\$426.00	\$28.00	\$4,515.83
SECURITY SYSTEM / SMATV. SYM	保安系統/衛星電視	\$1,780.00	\$280.00	\$280.00	\$280.00	\$280.00	\$280.00	\$1,480.00	\$4,660.00
FIRE FIGHTING SYSTEM	消防保養	\$0.00	\$0.00	\$0.00	\$0.00	\$0.00	\$700.00	\$0.00	\$700.00
LIFTS	升降機	\$8,200.00	\$8,200.00	\$8,780.00	\$8,200.00	\$8,200.00	\$8,200.00	\$8,200.00	\$57,980.00
MANAGER'S REMUNERATION 4%	管理酬金 4%	\$2,713.21	\$2,752.18	\$2,676.02	\$2,741.54	\$2,723.70	\$2,743.70	\$3,122.26	\$19,472.61
MAINTENANCE FUND 11%	維修基金 11%	\$7,461.33	\$7,568.51	\$7,359.07	\$7,539.25	\$7,490.19	\$7,545.19	\$8,586.23	\$53,549.77
PEST CONTROL	殺蟲滅鼠	\$0.00	\$0.00	\$0.00	\$0.00	\$0.00	\$0.00	\$0.00	\$0.00
PRINTING AND STATIONERY	印刷及廣告費	\$14.40	\$0.00	\$0.00	\$0.00	\$0.00	\$0.00	\$0.00	\$14.40
SECURITY GUARD SERVICE CHARGES	保安費	\$42,778.00	\$42,778.00	\$42,778.00	\$42,778.00	\$42,778.00	\$42,778.00	\$42,778.00	\$299,446.00
SUNDRY EXPENSES	什項支出	\$387.00	\$381.60	\$381.60	\$381.60	\$381.60	\$381.60	\$381.60	\$2,676.60
TRAVELLING	交通費	\$0.00	\$0.00	\$0.00	\$0.00	\$0.00	\$0.00	\$0.00	\$0.00
TELEPHONE	電話費	\$158.00	\$158.00	\$158.00	\$158.00	\$158.00	\$158.00	\$158.00	\$1,106.00
WATER FEE	水費	\$0.00	\$0.00	\$0.00	\$99.40	\$0.00	\$0.00	\$0.00	\$99.40
TOTAL EXPENSES	總支出	<u>\$115,710.43</u>	<u>\$123,236.88</u>	<u>\$113,967.32</u>	<u>\$116,981.82</u>	<u>\$117,338.86</u>	<u>\$125,825.99</u>	<u>\$130,415.30</u>	<u>\$843,476.60</u>
SURPLUS / (DEFICIT) FOR THE PERIOD	本期盈餘/(赤字)	\$9,917.57	\$18,208.12	\$11,660.68	\$8,646.18	\$8,289.14	(\$197.99)	(\$4,787.30)	\$51,736.40
SURPLUS / (DEFICIT) B/F	承上結存	(\$419,460.25)	(\$409,542.68)	(\$391,334.56)	(\$379,673.88)	(\$371,027.70)	(\$362,738.56)	(\$287,846.61)	(\$419,460.25)
ADJ ON SURPLUS / (DEFICIT) for Yr.2012-20	2012-20年盈餘/(赤字) 調整	\$0.00	\$0.00	\$0.00	\$0.00	\$0.00	\$75,089.94	\$0.00	\$75,089.94
ACCUM.SURPLUS / (DEFICIT) C/F	累積盈餘/(赤字)	<u>(\$409,542.68)</u>	<u>(\$391,334.56)</u>	<u>(\$379,673.88)</u>	<u>(\$371,027.70)</u>	<u>(\$362,738.56)</u>	<u>(\$287,846.61)</u>	<u>(\$292,633.91)</u>	<u>(\$292,633.91)</u>

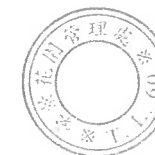
備註: 2021年6月份財務收支報告已就2012年9月至2016年5月會計師事務所入賬誤差作出調整及包括2012年至2014年之核數調整



T.L.60
HONG KONG GARDENS - BLOCK 14 豪景花園 第十四座
STATEMENT OF COMPREHENSIVE INCOME 收支報告表
(FORMERLY KNOWN AS INCOME & EXPENDITURE ACCOUNT)

		Jan-21 (一月)	Feb-21 (二月)	Mar-21 (三月)	Apr-21 (四月)	May-21 (五月)	Jun-21 (六月)	Jul-21 (七月)	1-7/2021 TOTAL總計
INCOME:	收入								
MANAGEMENT FEE RECEIVED	管理費收入	\$132,240.00	\$132,240.00	\$132,240.00	\$132,240.00	\$132,240.00	\$132,240.00	\$132,240.00	\$925,680.00
LESS: SINKING FUND	減: 儲備基金	(\$6,612.00)	(\$6,612.00)	(\$6,612.00)	(\$6,612.00)	(\$6,612.00)	(\$6,612.00)	(\$6,612.00)	(\$46,284.00)
LESS: PROVISION FOR BAD DEBT - M.F.	管理費壞賬撥備	\$0.00	\$0.00	\$0.00	\$0.00	\$0.00	\$0.00	\$0.00	\$0.00
ADD: BAD DEBT (M.F.) WRITTEN BACK	收回管理費壞賬	\$0.00	\$0.00	\$0.00	\$0.00	\$0.00	\$0.00	\$0.00	\$0.00
INSURANCE AND OTHER COMPENSATION	保險及其他賠償	\$0.00	\$0.00	\$0.00	\$0.00	\$0.00	\$0.00	\$0.00	\$0.00
LEGAL FEE RECOVERED	訴訟費收入	\$0.00	\$0.00	\$0.00	\$0.00	\$0.00	\$0.00	\$0.00	\$0.00
INTEREST INCOME	利息收入	\$0.00	\$0.00	\$0.00	\$0.00	\$0.00	\$0.00	\$0.00	\$0.00
SUNDRY INCOME	什項收入	\$0.00	\$15,817.00	\$0.00	\$0.00	\$0.00	\$0.00	\$0.00	\$15,817.00
		<u>\$125,628.00</u>	<u>\$141,445.00</u>	<u>\$125,628.00</u>	<u>\$125,628.00</u>	<u>\$125,628.00</u>	<u>\$125,628.00</u>	<u>\$125,628.00</u>	<u>\$895,213.00</u>
EXPENSES:	減: 支出								
APPORTIONMENT OF GARDENS EXPENSES	公共費用之分攤	\$37,705.66	\$44,111.59	\$37,031.63	\$38,162.43	\$39,032.37	\$46,944.50	\$40,650.21	\$283,638.39
AUDITORS REMUNERATION	核數費	\$0.00	\$0.00	\$0.00	\$0.00	\$0.00	\$0.00	\$0.00	\$0.00
CONSULTING FEE	諮詢費	\$0.00	\$0.00	\$0.00	\$0.00	\$0.00	\$0.00	\$0.00	\$0.00
CLEANING EXPENSES	清潔費	\$9,370.00	\$9,370.00	\$9,370.00	\$9,370.00	\$10,203.00	\$9,370.00	\$9,370.00	\$66,423.00
DEBRIS REMOVAL CHARGES	清泥頭費	\$0.00	\$0.00	\$0.00	\$0.00	\$0.00	\$0.00	\$0.00	\$0.00
ELECTRICITY	電費	\$4,531.75	\$5,927.53	\$4,354.64	\$5,570.45	\$5,209.48	\$6,684.10	\$6,670.22	\$38,948.17
FESTIVAL DECORATION EXPENSES	節日裝飾	\$0.00	\$0.00	\$475.00	\$0.00	\$0.00	\$0.00	\$0.00	\$475.00
FURNITURE, FIXTURES & EQUIPMENT	屋苑設備	\$0.00	\$0.00	\$0.00	\$0.00	\$0.00	\$0.00	\$0.00	\$0.00
LEGAL FEE	訴訟費	\$0.00	\$0.00	\$0.00	\$0.00	\$0.00	\$0.00	\$0.00	\$0.00
MAINTENANCE, REPAIR & INSTALLATION	保養維修								
CONCRETE AND SCAFFOLDING	外牆維修及搭棚	\$0.00	\$0.00	\$4,802.00	\$3,800.00	\$13,080.00	\$3,800.00	\$0.00	\$25,482.00
DRAINAGE, ELECTRICALS & PUMPS	水電保養維修	\$289.83	\$1,866.00	\$1,380.00	\$946.00	\$845.00	\$426.00	\$0.00	\$5,752.83
SECURITY SYSTEM / SMATV. SYM	保安系統/衛星電視	\$2,080.00	\$280.00	\$280.00	\$1,760.00	\$280.00	\$280.00	\$280.00	\$5,240.00
FIRE FIGHTING SYSTEM	消防保養	\$0.00	\$0.00	\$0.00	\$0.00	\$0.00	\$700.00	\$0.00	\$700.00
LIFTS	升降機	\$8,200.00	\$8,200.00	\$8,780.00	\$8,200.00	\$8,200.00	\$8,200.00	\$8,200.00	\$57,980.00
MANAGER'S REMUNERATION 4%	管理酬金 4%	\$2,712.36	\$2,758.45	\$2,910.37	\$2,926.81	\$3,245.40	\$2,914.70	\$3,021.51	\$20,489.60
MAINTENANCE FUND 11%	維修基金 11%	\$7,458.99	\$7,585.72	\$8,003.52	\$8,048.73	\$8,924.86	\$8,015.44	\$8,309.16	\$56,346.42
PEST CONTROL	殺蟲滅鼠	\$0.00	\$0.00	\$0.00	\$0.00	\$0.00	\$0.00	\$7,700.00	\$7,700.00
PRINTING AND STATIONERY	印刷及廣告費	\$14.40	\$0.00	\$0.00	\$0.00	\$0.00	\$0.00	\$0.00	\$14.40
SECURITY GUARD SERVICE CHARGES	保安費	\$42,778.00	\$42,778.00	\$42,778.00	\$42,778.00	\$42,778.00	\$42,778.00	\$42,778.00	\$299,446.00
SUNDRY EXPENSES	什項支出	\$387.00	\$381.60	\$381.60	\$381.60	\$381.60	\$471.50	\$381.60	\$2,766.50
TELEPHONE	電話費	\$158.00	\$158.00	\$158.00	\$158.00	\$158.00	\$158.00	\$158.00	\$1,106.00
WATER FEE	水費	\$0.00	\$0.00	\$0.00	\$206.20	\$0.00	\$0.00	\$0.00	\$206.20
TOTAL EXPENSES	總支出	<u>\$115,685.99</u>	<u>\$123,416.89</u>	<u>\$120,704.76</u>	<u>\$122,308.22</u>	<u>\$132,337.71</u>	<u>\$130,742.24</u>	<u>\$127,518.70</u>	<u>\$872,714.51</u>
SURPLUS / (DEFICIT) FOR THE PERIOD	本期盈餘(赤字)	\$9,942.01	\$18,028.11	\$4,923.24	\$3,319.78	(\$6,709.71)	(\$5,114.24)	(\$1,890.70)	\$22,498.49
SURPLUS / (DEFICIT) B/F	承上結存	(\$189,144.44)	(\$179,202.43)	(\$161,174.32)	(\$156,251.08)	(\$152,931.30)	(\$159,641.01)	(\$111,891.64)	(\$189,144.44)
ADJ ON SURPLUS / (DEFICIT) for Yr.2012-20	2012-20年盈餘(赤字) 調整	\$0.00	\$0.00	\$0.00	\$0.00	\$0.00	\$52,863.61	\$0.00	\$52,863.61
ACCUM.SURPLUS / (DEFICIT) C/F	累積盈餘(赤字)	<u>(\$179,202.43)</u>	<u>(\$161,174.32)</u>	<u>(\$156,251.08)</u>	<u>(\$152,931.30)</u>	<u>(\$159,641.01)</u>	<u>(\$111,891.64)</u>	<u>(\$113,782.34)</u>	<u>(\$113,782.34)</u>

備註: 2021年6月份財務收支報告已就2012年9月至2016年5月會計師事務所入賬誤差作出調整及包括2012年至2014年之核數調整



T.L.60
HONG KONG GARDENS - BLOCK 15 豪景花園 第十五座
STATEMENT OF COMPREHENSIVE INCOME 收支報告表
(FORMERLY KNOWN AS INCOME & EXPENDITURE ACCOUNT)

		Jan-21 (一月)	Feb-21 (二月)	Mar-21 (三月)	Apr-21 (四月)	May-21 (五月)	Jun-21 (六月)	Jul-21 (七月)	1-7/2021 TOTAL總計
INCOME:	收入								
MANAGEMENT FEE RECEIVED	管理費收入	\$102,720.00	\$102,720.00	\$102,720.00	\$102,720.00	\$102,720.00	\$102,720.00	\$102,720.00	\$719,040.00
LESS: SINKING FUND	減：儲備基金	(\$5,136.00)	(\$5,136.00)	(\$5,136.00)	(\$5,136.00)	(\$5,136.00)	(\$5,136.00)	(\$5,136.00)	(\$35,952.00)
INSURANCE AND OTHER COMPENSATION	保險及其他賠償	\$0.00	\$0.00	\$0.00	\$0.00	\$0.00	\$0.00	\$0.00	\$0.00
LEGAL FEE RECOVERED	訴訟費收入	\$0.00	\$0.00	\$0.00	\$0.00	\$0.00	\$0.00	\$0.00	\$0.00
INTEREST INCOME	利息收入	\$0.00	\$0.00	\$0.00	\$0.00	\$0.00	\$0.00	\$0.00	\$0.00
SUNDRY INCOME	什項收入	\$0.00	\$15,440.00	\$0.00	\$0.00	\$0.00	\$0.00	\$0.00	\$15,440.00
		<u>\$97,584.00</u>	<u>\$113,024.00</u>	<u>\$97,584.00</u>	<u>\$97,584.00</u>	<u>\$97,584.00</u>	<u>\$97,584.00</u>	<u>\$97,584.00</u>	<u>\$698,528.00</u>
EXPENSES:	減：支出								
APPORTIONMENT OF GARDENS EXPENSES	公共費用之分攤	\$36,807.91	\$43,061.31	\$36,149.93	\$37,253.81	\$38,103.03	\$45,826.77	\$39,682.34	\$276,885.10
AUDITORS REMUNERATION	核數費	\$0.00	\$0.00	\$0.00	\$0.00	\$0.00	\$0.00	\$0.00	\$0.00
CONSULTING FEE	諮詢費	\$0.00	\$0.00	\$0.00	\$0.00	\$0.00	\$0.00	\$0.00	\$0.00
CLEANING EXPENSES	清潔費	\$9,370.00	\$9,370.00	\$9,370.00	\$9,370.00	\$9,370.00	\$9,370.00	\$9,370.00	\$65,590.00
DEBRIS REMOVAL CHARGES	清泥頭費	\$0.00	\$0.00	\$0.00	\$0.00	\$0.00	\$0.00	\$0.00	\$0.00
ELECTRICITY	電費	\$2,797.00	\$3,470.00	\$2,605.00	\$3,232.00	\$2,993.00	\$3,969.00	\$3,600.00	\$22,666.00
FESTIVAL DECORATION EXPENSES	節日裝飾	\$48.00	\$0.00	\$2,850.00	\$0.00	\$0.00	\$0.00	\$0.00	\$2,898.00
FURNITURE, FIXTURES & EQUIPMENT	屋苑設備	\$0.00	\$0.00	\$0.00	\$0.00	\$0.00	\$0.00	\$0.00	\$0.00
LEGAL FEE	訴訟費	\$0.00	\$0.00	\$0.00	\$0.00	\$0.00	\$0.00	\$0.00	\$0.00
MAINTENANCE, REPAIR & INSTALLATION	保養維修								
CONCRETE AND SCAFFOLDING	外牆維修及搭棚	\$0.00	\$0.00	\$0.00	\$0.00	\$0.00	\$0.00	\$0.00	\$0.00
DRAINAGE, ELECTRICALS & PUMPS	水電保養維修	\$0.00	\$4,670.00	\$376.00	\$1,004.00	\$252.00	\$500.00	\$252.00	\$7,054.00
SECURITY SYSTEM / SMATV. SYM	保安系統/衛星電視	\$2,080.00	\$280.00	\$280.00	\$280.00	\$8,080.00	\$280.00	\$3,280.00	\$14,560.00
FIRE FIGHTING SYSTEM	消防保養	\$0.00	\$0.00	\$0.00	\$0.00	\$0.00	\$700.00	\$0.00	\$700.00
MANAGER'S REMUNERATION 4%	管理酬金 4%	\$1,455.58	\$1,597.90	\$1,473.02	\$1,437.54	\$1,681.58	\$1,480.17	\$1,542.58	\$10,668.37
MAINTENANCE FUND 11%	維修基金 11%	\$4,002.83	\$4,394.23	\$4,050.79	\$3,953.22	\$4,624.33	\$4,070.47	\$4,242.08	\$29,337.95
PEST CONTROL	殺蟲滅鼠	\$0.00	\$0.00	\$0.00	\$0.00	\$0.00	\$0.00	\$0.00	\$0.00
PRINTING AND STATIONERY	印刷及廣告費	\$9.60	\$0.00	\$0.00	\$0.00	\$0.00	\$0.00	\$0.00	\$9.60
SECURITY GUARD SERVICE CHARGES	保安費	\$21,389.00	\$21,389.00	\$20,681.00	\$21,389.00	\$20,681.00	\$21,389.00	\$21,389.00	\$148,307.00
SUNDRY EXPENSES	什項支出	\$286.80	\$254.40	\$254.40	\$254.40	\$254.40	\$254.40	\$264.40	\$1,823.20
TELEPHONE	電話費	\$409.00	\$409.00	\$409.00	\$409.00	\$409.00	\$409.00	\$409.00	\$2,863.00
WATER FEE	水費	\$0.00	\$105.10	\$0.00	\$0.00	\$0.00	\$132.90	\$0.00	\$238.00
TOTAL EXPENSES	總支出	<u>\$78,655.72</u>	<u>\$89,000.94</u>	<u>\$78,499.14</u>	<u>\$78,582.97</u>	<u>\$86,448.34</u>	<u>\$88,381.71</u>	<u>\$84,031.40</u>	<u>\$583,600.22</u>
SURPLUS / (DEFICIT) FOR THE PERIOD	本期盈餘/(赤字)	\$18,928.28	\$24,023.06	\$19,084.86	\$19,001.03	\$11,135.66	\$9,202.29	\$13,552.60	\$114,927.78
SURPLUS / (DEFICIT) B/F	承上結存	\$548,513.58	\$567,441.86	\$591,464.92	\$610,549.78	\$629,550.81	\$640,686.47	\$706,199.46	\$548,513.58
ADJ ON SURPLUS / (DEFICIT) for Yr.2012-20	2012-20年盈餘/(赤字) 調整	\$0.00	\$0.00	\$0.00	\$0.00	\$0.00	\$56,310.70	\$0.00	\$56,310.70
ACCUM.SURPLUS / (DEFICIT) C/F	累積盈餘/(赤字)	<u>\$567,441.86</u>	<u>\$591,464.92</u>	<u>\$610,549.78</u>	<u>\$629,550.81</u>	<u>\$640,686.47</u>	<u>\$706,199.46</u>	<u>\$719,752.06</u>	<u>\$719,752.06</u>

備註：2021年6月份財務收支報告已就2012年9月至2016年5月會計師事務所入賬誤差作出調整及包括2012年至2014年之核數調整



T.L.60
HONG KONG GARDENS - BLOCK 16 豪景花園 第十六座
STATEMENT OF COMPREHENSIVE INCOME 收支報告表
(FORMERLY KNOWN AS INCOME & EXPENDITURE ACCOUNT)

		Jan-21 (一月)	Feb-21 (二月)	Mar-21 (三月)	Apr-21 (四月)	May-21 (五月)	Jun-21 (六月)	Jul-21 (七月)	1-7/2021 TOTAL總計
INCOME:	收入								
MANAGEMENT FEE RECEIVED	管理費收入	\$169,650.00	\$169,650.00	\$169,650.00	\$169,650.00	\$169,650.00	\$169,650.00	\$169,650.00	\$1,187,550.00
LESS: SINKING FUND	減：儲備基金	(\$8,482.50)	(\$8,482.50)	(\$8,482.50)	(\$8,482.50)	(\$8,482.50)	(\$8,482.50)	(\$8,482.50)	(\$59,377.50)
INSURANCE AND OTHER COMPENSATION	保險及其他賠償	\$0.00	\$0.00	\$0.00	\$0.00	\$0.00	\$0.00	\$0.00	\$0.00
LEGAL FEE RECOVERED	訴訟費收入	\$0.00	\$0.00	\$0.00	\$0.00	\$0.00	\$0.00	\$0.00	\$0.00
INTEREST INCOME	利息收入	\$0.00	\$0.00	\$0.00	\$0.00	\$0.00	\$0.00	\$0.00	\$0.00
SUNDRY INCOME	什項收入	\$0.00	\$30,944.00	\$0.00	\$0.00	\$0.00	\$0.00	\$0.00	\$30,944.00
		<u>\$161,167.50</u>	<u>\$192,111.50</u>	<u>\$161,167.50</u>	<u>\$161,167.50</u>	<u>\$161,167.50</u>	<u>\$161,167.50</u>	<u>\$161,167.50</u>	<u>\$1,159,116.50</u>
EXPENSES:	減：支出								
APPORTIONMENT OF GARDENS EXPENSES	公共費用之分攤	\$73,765.44	\$86,297.67	\$72,446.81	\$74,659.05	\$76,360.94	\$91,839.84	\$79,526.00	\$554,895.75
AUDITORS REMUNERATION	核數費	\$0.00	\$0.00	\$0.00	\$0.00	\$0.00	\$0.00	\$0.00	\$0.00
CONSULTING FEE	諮詢費	\$0.00	\$0.00	\$0.00	\$0.00	\$0.00	\$0.00	\$0.00	\$0.00
CLEANING EXPENSES	清潔費	\$9,370.00	\$9,370.00	\$9,370.00	\$9,370.00	\$10,203.00	\$9,370.00	\$9,370.00	\$66,423.00
DEBRIS REMOVAL CHARGES	清泥頭費	\$0.00	\$0.00	\$0.00	\$0.00	\$0.00	\$0.00	\$0.00	\$0.00
ELECTRICITY	電費	\$6,054.00	\$7,765.00	\$6,189.00	\$7,670.00	\$7,444.00	\$9,549.00	\$8,643.00	\$53,314.00
FESTIVAL DECORATION EXPENSES	節日裝飾	\$58.00	\$0.00	\$475.00	\$0.00	\$0.00	\$0.00	\$0.00	\$533.00
FURNITURE, FIXTURES & EQUIPMENT	屋苑設備	\$0.00	\$0.00	\$0.00	\$0.00	\$0.00	\$0.00	\$0.00	\$0.00
LEGAL FEE	訴訟費	\$0.00	\$0.00	\$0.00	\$0.00	\$0.00	\$0.00	\$0.00	\$0.00
MAINTENANCE, REPAIR & INSTALLATION	保養維修								
CONCRETE AND SCAFFOLDING	外牆維修及搭棚	\$0.00	\$0.00	\$0.00	\$0.00	\$4,202.00	\$0.00	\$0.00	\$4,202.00
DRAINAGE, ELECTRICALS & PUMPS	水電保養維修	\$819.83	\$4,850.00	\$80.00	\$940.00	\$31.00	\$411.00	\$0.00	\$7,131.83
SECURITY SYSTEM / SMATV. SYM	保安系統/衛星電視	\$1,780.00	\$280.00	\$280.00	\$280.00	\$280.00	\$280.00	\$280.00	\$3,460.00
FIRE FIGHTING SYSTEM	消防保養	\$0.00	\$0.00	\$0.00	\$0.00	\$0.00	\$700.00	\$0.00	\$700.00
LIFTS	升降機	\$7,740.00	\$7,740.00	\$7,740.00	\$7,740.00	\$7,740.00	\$7,740.00	\$7,740.00	\$54,180.00
MANAGER'S REMUNERATION 4%	管理酬金 4%	\$2,776.05	\$2,942.23	\$2,714.99	\$2,785.33	\$2,938.03	\$2,864.03	\$2,783.35	\$19,804.01
MAINTENANCE FUND 11%	維修基金 11%	\$7,634.14	\$8,091.14	\$7,466.23	\$7,659.65	\$8,079.59	\$7,876.09	\$7,654.22	\$54,461.06
PEST CONTROL	殺蟲滅鼠	\$0.00	\$0.00	\$0.00	\$0.00	\$0.00	\$0.00	\$0.00	\$0.00
PRINTING AND STATIONERY	印刷及廣告費	\$23.20	\$0.00	\$0.00	\$0.00	\$0.00	\$0.00	\$0.00	\$23.20
SECURITY GUARD SERVICE CHARGES	保安費	\$42,778.00	\$42,778.00	\$42,778.00	\$42,778.00	\$42,778.00	\$42,778.00	\$42,778.00	\$299,446.00
SUNDRY EXPENSES	什項支出	\$620.20	\$614.80	\$804.80	\$614.80	\$614.80	\$614.80	\$614.80	\$4,499.00
TRAVELLING	交通費	\$0.00	\$0.00	\$0.00	\$0.00	\$0.00	\$0.00	\$0.00	\$0.00
TELEPHONE	電話費	\$158.00	\$158.00	\$158.00	\$158.00	\$158.00	\$158.00	\$158.00	\$1,106.00
WATER FEE	水費	\$0.00	\$0.00	\$0.00	\$82.40	\$0.00	\$0.00	\$0.00	\$82.40
TOTAL EXPENSES	總支出	<u>\$153,576.86</u>	<u>\$170,886.84</u>	<u>\$150,502.83</u>	<u>\$154,737.23</u>	<u>\$160,829.36</u>	<u>\$174,180.76</u>	<u>\$159,547.37</u>	<u>\$1,124,261.25</u>
SURPLUS / (DEFICIT) FOR THE PERIOD	本期盈餘/(赤字)	\$7,590.64	\$21,224.66	\$10,664.67	\$6,430.27	\$338.14	(\$13,013.26)	\$1,620.13	\$34,855.25
SURPLUS / (DEFICIT) B/F	承上結存	\$111,396.59	\$118,987.23	\$140,211.89	\$150,876.56	\$157,306.83	\$157,644.97	\$222,918.18	\$111,396.59
ADJ ON SURPLUS / (DEFICIT) for Yr.2012-20	2012-20年盈餘/(赤字) 調整	\$0.00	\$0.00	\$0.00	\$0.00	\$0.00	\$78,286.47	\$0.00	\$78,286.47
ACCUM.SURPLUS / (DEFICIT) C/F	累積盈餘/(赤字)	<u>\$118,987.23</u>	<u>\$140,211.89</u>	<u>\$150,876.56</u>	<u>\$157,306.83</u>	<u>\$157,644.97</u>	<u>\$222,918.18</u>	<u>\$224,538.31</u>	<u>\$224,538.31</u>

備註：2021年6月份財務收支報告已就2012年9月至2016年5月會計師事務所入賬誤差作出調整及包括2012年至2014年之核數調整

備註：2021年6月份財務收支報告已就2012年9月至2016年5月會計師事務所入賬誤差作出調整及包括2012年至2014年之核數調整



T.L.60
HONG KONG GARDENS - BLOCK 17 豪景花園 第十七座
STATEMENT OF COMPREHENSIVE INCOME 收支報告表
(FORMERLY KNOWN AS INCOME & EXPENDITURE ACCOUNT)

		Jan-21 (一月)	Feb-21 (二月)	Mar-21 (三月)	Apr-21 (四月)	May-21 (五月)	Jun-21 (六月)	Jul-21 (七月)	1-7/2021 TOTAL總計
INCOME:	收入								
MANAGEMENT FEE RECEIVED	管理費收入	\$169,070.00	\$169,070.00	\$169,070.00	\$169,070.00	\$169,070.00	\$169,070.00	\$169,070.00	\$1,183,490.00
LESS: SINKING FUND	減: 儲備基金	(\$8,453.50)	(\$8,453.50)	(\$8,453.50)	(\$8,453.50)	(\$8,453.50)	(\$8,453.50)	(\$8,453.50)	(\$59,174.50)
LESS: PROVISION FOR BAD DEBT - M.F.	管理費壞賬撥備	\$0.00	\$0.00	\$0.00	\$0.00	\$0.00	\$0.00	\$0.00	\$0.00
ADD: BAD DEBT (M.F.) WRITTEN BACK	收回管理費壞賬	\$0.00	\$0.00	\$0.00	\$0.00	\$0.00	\$0.00	\$0.00	\$0.00
INSURANCE AND OTHER COMPENSATION	保險及其他賠償	\$0.00	\$0.00	\$0.00	\$0.00	\$0.00	\$0.00	\$0.00	\$0.00
LEGAL FEE RECOVERED	訴訟費收入	\$0.00	\$0.00	\$0.00	\$0.00	\$0.00	\$0.00	\$0.00	\$0.00
INTEREST INCOME	利息收入	\$0.00	\$0.00	\$0.00	\$0.00	\$0.00	\$0.00	\$0.00	\$0.00
SUNDRY INCOME	什項收入	\$0.00	\$30,944.00	\$0.00	\$0.00	\$0.00	\$0.00	\$0.00	\$30,944.00
		<u>\$160,616.50</u>	<u>\$191,560.50</u>	<u>\$160,616.50</u>	<u>\$160,616.50</u>	<u>\$160,616.50</u>	<u>\$160,616.50</u>	<u>\$160,616.50</u>	<u>\$1,155,259.50</u>
EXPENSES:	減: 支出								
APPORTIONMENT OF GARDENS EXPENSES	公共費用之分攤	\$73,765.44	\$86,297.67	\$72,446.81	\$74,659.05	\$76,360.94	\$91,839.84	\$79,526.00	\$554,895.75
AUDITORS REMUNERATION	核數費	\$0.00	\$0.00	\$0.00	\$0.00	\$0.00	\$0.00	\$0.00	\$0.00
CONSULTING FEE	諮詢費	\$0.00	\$0.00	\$0.00	\$0.00	\$0.00	\$0.00	\$0.00	\$0.00
CLEANING EXPENSES	清潔費	\$9,370.00	\$9,370.00	\$9,370.00	\$9,370.00	\$10,203.00	\$9,370.00	\$9,370.00	\$66,423.00
DEBRIS REMOVAL CHARGES	清泥頭費	\$0.00	\$0.00	\$0.00	\$0.00	\$0.00	\$0.00	\$0.00	\$0.00
ELECTRICITY	電費	\$7,038.00	\$9,014.00	\$7,082.00	\$8,357.00	\$8,333.00	\$10,375.00	\$9,544.00	\$59,743.00
FESTIVAL DECORATION EXPENSES	節日裝飾	\$0.00	\$0.00	\$475.00	\$0.00	\$0.00	\$0.00	\$0.00	\$475.00
FURNITURE, FIXTURES & EQUIPMENT	屋苑設備	\$0.00	\$0.00	\$0.00	\$0.00	\$0.00	\$0.00	\$0.00	\$0.00
LEGAL FEE	訴訟費	\$0.00	\$0.00	\$0.00	\$0.00	\$0.00	\$0.00	\$0.00	\$0.00
MAINTENANCE, REPAIR & INSTALLATION	保養維修								
CONCRETE AND SCAFFOLDING	外牆維修及搭棚	\$0.00	\$0.00	\$0.00	\$6,300.00	\$0.00	\$4,802.00	\$7,400.00	\$18,502.00
DRAINAGE, ELECTRICALS & PUMPS	水電保養維修	\$578.34	\$1,850.00	\$260.00	\$1,004.00	\$20.00	\$443.00	\$711.00	\$4,866.34
SECURITY SYSTEM / SMATV. SYM	保安系統/衛星電視	\$1,780.00	\$280.00	\$280.00	\$280.00	\$280.00	\$280.00	\$280.00	\$3,460.00
FIRE FIGHTING SYSTEM	消防保養	\$0.00	\$0.00	\$0.00	\$0.00	\$0.00	\$700.00	\$0.00	\$700.00
LIFTS	升降機	\$7,740.00	\$7,740.00	\$7,740.00	\$7,740.00	\$7,740.00	\$7,740.00	\$7,740.00	\$54,180.00
MANAGER'S REMUNERATION 4%	管理酬金 4%	\$2,803.43	\$2,872.19	\$2,750.31	\$3,067.07	\$2,805.07	\$3,090.43	\$3,143.83	\$20,532.33
MAINTENANCE FUND 11%	維修基金 11%	\$7,709.43	\$7,898.53	\$7,563.36	\$8,434.45	\$7,713.95	\$8,498.69	\$8,645.54	\$56,463.95
PEST CONTROL	殺蟲滅鼠	\$0.00	\$0.00	\$0.00	\$0.00	\$0.00	\$0.00	\$0.00	\$0.00
PRINTING AND STATIONERY	印刷及廣告費	\$23.20	\$0.00	\$0.00	\$0.00	\$0.00	\$0.00	\$0.00	\$23.20
SECURITY GUARD SERVICE CHARGES	保安費	\$42,778.00	\$42,778.00	\$42,778.00	\$42,778.00	\$42,778.00	\$42,778.00	\$42,778.00	\$299,446.00
SUNDRY EXPENSES	什項支出	\$620.20	\$614.80	\$614.80	\$614.80	\$614.80	\$614.80	\$614.80	\$4,309.00
TELEPHONE	電話費	\$158.00	\$158.00	\$158.00	\$158.00	\$158.00	\$158.00	\$158.00	\$1,106.00
WATER FEE	水費	\$0.00	\$0.00	\$0.00	\$75.00	\$0.00	\$0.00	\$0.00	\$75.00
TOTAL EXPENSES	總支出	<u>\$154,364.04</u>	<u>\$168,873.19</u>	<u>\$151,518.28</u>	<u>\$162,837.37</u>	<u>\$157,006.76</u>	<u>\$180,689.76</u>	<u>\$169,911.17</u>	<u>\$1,145,200.57</u>
SURPLUS / (DEFICIT) FOR THE PERIOD	本期盈餘(赤字)	\$6,252.46	\$22,687.31	\$9,098.22	(\$2,220.87)	\$3,609.74	(\$20,073.26)	(\$9,294.67)	\$10,058.93
SURPLUS / (DEFICIT) B/F	承上結存	(\$101,745.30)	(\$95,492.84)	(\$72,805.53)	(\$63,707.31)	(\$65,928.18)	(\$62,318.44)	\$19,995.92	(\$101,745.30)
ADJ ON SURPLUS / (DEFICIT) for Yr.2012-20	2012-20年盈餘(赤字) 調整	\$0.00	\$0.00	\$0.00	\$0.00	\$0.00	\$102,387.62	\$0.00	\$102,387.62
ACCUM.SURPLUS / (DEFICIT) C/F	累積盈餘(赤字)	<u>(\$95,492.84)</u>	<u>(\$72,805.53)</u>	<u>(\$63,707.31)</u>	<u>(\$65,928.18)</u>	<u>(\$62,318.44)</u>	<u>\$19,995.92</u>	<u>\$10,701.25</u>	<u>\$10,701.25</u>

備註: 2021年6月份財務收支報告已就2012年9月至2016年5月會計師事務所入賬誤差作出調整及包括2012年至2014年之核數調整



T.L.60
HONG KONG GARDENS - BLOCK 18 豪景花園 第十八座
STATEMENT OF COMPREHENSIVE INCOME 收支報告表
(FORMERLY KNOWN AS INCOME & EXPENDITURE ACCOUNT)

		Jan-21 (一月)	Feb-21 (二月)	Mar-21 (三月)	Apr-21 (四月)	May-21 (五月)	Jun-21 (六月)	Jul-21 (七月)	1-7/2021 TOTAL總計
INCOME:	收入								
MANAGEMENT FEE RECEIVED	管理費收入	\$173,420.00	\$173,420.00	\$173,420.00	\$173,420.00	\$173,420.00	\$173,420.00	\$173,420.00	\$1,213,940.00
LESS: SINKING FUND	減：儲備基金	(\$8,671.00)	(\$8,671.00)	(\$8,671.00)	(\$8,671.00)	(\$8,671.00)	(\$8,671.00)	(\$8,671.00)	(\$60,697.00)
INSURANCE AND OTHER COMPENSATION	保險及其他賠償	\$0.00	\$0.00	\$0.00	\$0.00	\$220.00	\$0.00	\$0.00	\$220.00
LEGAL FEE RECOVERED	訴訟費收入	\$0.00	\$0.00	\$0.00	\$0.00	\$0.00	\$0.00	\$0.00	\$0.00
INTEREST INCOME	利息收入	\$0.00	\$0.00	\$0.00	\$0.00	\$0.00	\$0.00	\$0.00	\$0.00
SUNDRY INCOME	什項收入	\$0.00	\$31,039.60	\$0.00	\$300.00	\$100.00	\$0.00	\$0.00	\$31,439.60
		\$164,749.00	\$195,788.60	\$164,749.00	\$165,049.00	\$165,069.00	\$164,749.00	\$164,749.00	\$1,184,902.60
EXPENSES:	減：支出								
APPORTIONMENT OF GARDENS EXPENSES	公共費用之分攤	\$73,765.44	\$86,297.67	\$72,446.81	\$74,659.05	\$76,360.94	\$91,839.84	\$79,526.00	\$554,895.75
AUDITORS REMUNERATION	核數費	\$0.00	\$0.00	\$0.00	\$0.00	\$0.00	\$0.00	\$0.00	\$0.00
CONSULTING FEE	諮詢費	\$0.00	\$0.00	\$0.00	\$0.00	\$0.00	\$0.00	\$0.00	\$0.00
CLEANING EXPENSES	清潔費	\$9,370.00	\$9,370.00	\$9,370.00	\$9,370.00	\$11,036.00	\$9,370.00	\$9,370.00	\$67,256.00
DEBRIS REMOVAL CHARGES	清泥頭費	\$0.00	\$0.00	\$0.00	\$0.00	\$0.00	\$0.00	\$0.00	\$0.00
ELECTRICITY	電費	\$7,344.00	\$9,216.00	\$7,286.00	\$8,914.00	\$8,735.00	\$10,962.00	\$10,005.00	\$62,462.00
FESTIVAL DECORATION EXPENSES	節日裝飾	\$58.00	\$0.00	\$475.00	\$0.00	\$0.00	\$0.00	\$0.00	\$533.00
FURNITURE, FIXTURES & EQUIPMENT	屋苑設備	\$0.00	\$0.00	\$0.00	\$0.00	\$0.00	\$0.00	\$0.00	\$0.00
LEGAL FEE	訴訟費	\$0.00	\$0.00	\$0.00	\$0.00	\$0.00	\$0.00	\$0.00	\$0.00
MAINTENANCE, REPAIR & INSTALLATION	保養維修								
CONCRETE AND SCAFFOLDING	外牆維修及搭棚	\$0.00	\$0.00	\$0.00	\$0.00	\$0.00	\$0.00	\$0.00	\$0.00
DRAINAGE, ELECTRICALS & PUMPS	水電保養維修	\$1,743.11	\$1,884.00	\$3,190.00	\$1,422.00	\$37.00	\$4,433.00	\$3,591.00	\$16,300.11
SECURITY SYSTEM / SMATV. SYM	保安系統/衛星電視	\$1,780.00	\$280.00	\$280.00	\$280.00	\$280.00	\$280.00	\$280.00	\$3,460.00
FIRE FIGHTING SYSTEM	消防保養	\$0.00	\$0.00	\$0.00	\$0.00	\$0.00	\$700.00	\$0.00	\$700.00
LIFTS	升降機	\$7,740.00	\$7,740.00	\$7,740.00	\$7,740.00	\$7,740.00	\$7,740.00	\$7,740.00	\$54,180.00
MANAGER'S REMUNERATION 4%	管理酬金 4%	\$2,864.58	\$2,881.63	\$2,875.67	\$2,854.30	\$2,858.49	\$3,081.43	\$2,981.47	\$20,397.57
MAINTENANCE FUND 11%	維修基金 11%	\$7,877.60	\$7,924.49	\$7,908.10	\$7,849.33	\$7,860.85	\$8,473.84	\$8,199.05	\$56,093.36
PEST CONTROL	殺蟲滅鼠	\$0.00	\$0.00	\$0.00	\$0.00	\$0.00	\$0.00	\$0.00	\$0.00
PRINTING AND STATIONERY	印刷及廣告費	\$23.20	\$0.00	\$0.00	\$0.00	\$0.00	\$0.00	\$0.00	\$23.20
SECURITY GUARD SERVICE CHARGES	保安費	\$42,778.00	\$42,778.00	\$42,778.00	\$42,778.00	\$42,778.00	\$42,778.00	\$42,778.00	\$299,446.00
SUNDRY EXPENSES	什項支出	\$620.20	\$614.80	\$614.80	\$614.80	\$698.29	\$614.80	\$614.80	\$4,392.49
TELEPHONE	電話費	\$158.00	\$158.00	\$158.00	\$158.00	\$158.00	\$158.00	\$158.00	\$1,106.00
WATER FEE	水費	\$0.00	\$0.00	\$0.00	\$80.70	\$0.00	\$0.00	\$0.00	\$80.70
TOTAL EXPENSES	總支出	\$156,122.13	\$169,144.59	\$155,122.38	\$156,720.18	\$158,542.57	\$180,431.01	\$165,243.32	\$1,141,326.18
SURPLUS / (DEFICIT) FOR THE PERIOD	本期盈餘/(赤字)	\$8,626.87	\$26,644.01	\$9,626.62	\$8,328.82	\$6,526.43	(\$15,682.01)	(\$494.32)	\$43,576.42
SURPLUS / (DEFICIT) B/F	承上結存	\$493,544.82	\$502,171.69	\$528,815.70	\$538,442.32	\$546,771.14	\$553,297.57	\$622,162.15	\$493,544.82
ADJ ON SURPLUS / (DEFICIT) for Yr.2012-20	2012-20年盈餘/(赤字) 調整	\$0.00	\$0.00	\$0.00	\$0.00	\$0.00	\$84,546.59	\$0.00	\$84,546.59
ACCUM.SURPLUS / (DEFICIT) C/F	累積盈餘/(赤字)	\$502,171.69	\$528,815.70	\$538,442.32	\$546,771.14	\$553,297.57	\$622,162.15	\$621,667.83	\$621,667.83

備註：2021年6月份財務收支報告已就2012年9月至2016年5月會計師事務所入賬誤差作出調整及包括2012年至2014年之核數調整



T.L.60
HONG KONG GARDENS - BLOCK 19 豪景花園 第十九座
STATEMENT OF COMPREHENSIVE INCOME 收支報告表
(FORMERLY KNOWN AS INCOME & EXPENDITURE ACCOUNT)

		Jan-21 (一月)	Feb-21 (二月)	Mar-21 (三月)	Apr-21 (四月)	May-21 (五月)	Jun-21 (六月)	Jul-21 (七月)	1-7/2021 TOTAL總計
INCOME:	收入								
MANAGEMENT FEE RECEIVED	管理費收入	\$158,050.00	\$158,050.00	\$158,050.00	\$158,050.00	\$158,050.00	\$158,050.00	\$158,050.00	\$1,106,350.00
LESS: SINKING FUND	減：儲備基金	(\$7,902.50)	(\$7,902.50)	(\$7,902.50)	(\$7,902.50)	(\$7,902.50)	(\$7,902.50)	(\$7,902.50)	(\$55,317.50)
LESS: PROVISION FOR BAD DEBT - M.F.	管理費壞賬撥備	\$0.00	\$0.00	\$0.00	\$0.00	\$0.00	\$0.00	\$0.00	\$0.00
INSURANCE AND OTHER COMPENSATION	保險及其他賠償	\$0.00	\$0.00	\$0.00	\$0.00	\$0.00	\$0.00	\$0.00	\$0.00
LEGAL FEE RECOVERED	訴訟費收入	\$0.00	\$0.00	\$0.00	\$0.00	\$0.00	\$0.00	\$0.00	\$0.00
INTEREST INCOME	利息收入	\$0.00	\$0.00	\$0.00	\$0.00	\$0.00	\$0.00	\$0.00	\$0.00
SUNDRY INCOME	什項收入	\$0.00	\$30,944.00	\$0.00	\$0.00	\$0.00	\$0.00	\$0.00	\$30,944.00
		<u>\$150,147.50</u>	<u>\$181,091.50</u>	<u>\$150,147.50</u>	<u>\$150,147.50</u>	<u>\$150,147.50</u>	<u>\$150,147.50</u>	<u>\$150,147.50</u>	<u>\$1,081,976.50</u>
EXPENSES:	減：支出								
APPORTIONMENT OF GARDENS EXPENSES	公共費用之分攤	\$73,765.44	\$86,297.67	\$72,446.81	\$74,659.05	\$76,360.94	\$91,839.84	\$79,526.00	\$554,895.75
AUDITORS REMUNERATION	核數費	\$0.00	\$0.00	\$0.00	\$0.00	\$0.00	\$0.00	\$0.00	\$0.00
CONSULTING FEE	諮詢費	\$0.00	\$0.00	\$0.00	\$0.00	\$0.00	\$0.00	\$0.00	\$0.00
CLEANING EXPENSES	清潔費	\$9,370.00	\$9,370.00	\$9,370.00	\$10,199.82	\$9,370.00	\$9,370.00	\$9,370.00	\$66,419.82
DEBRIS REMOVAL CHARGES	清泥頭費	\$0.00	\$0.00	\$0.00	\$0.00	\$0.00	\$0.00	\$0.00	\$0.00
ELECTRICITY	電費	\$8,351.00	\$9,901.00	\$8,241.00	\$9,632.00	\$9,007.00	\$11,755.00	\$10,487.00	\$67,374.00
FESTIVAL DECORATION EXPENSES	節日裝飾	\$0.00	\$0.00	\$475.00	\$0.00	\$0.00	\$0.00	\$0.00	\$475.00
FURNITURE, FIXTURES & EQUIPMENT	屋苑設備	\$0.00	\$0.00	\$0.00	\$0.00	\$0.00	\$0.00	\$0.00	\$0.00
INSURANCE	保險費	\$0.00	\$0.00	\$0.00	\$0.00	\$0.00	\$0.00	\$0.00	\$0.00
GARDENING EXPENSES	園藝種植	\$0.00	\$0.00	\$0.00	\$0.00	\$0.00	\$0.00	\$0.00	\$0.00
LEGAL FEE	訴訟費	\$0.00	\$0.00	\$0.00	\$850.00	\$0.00	\$0.00	\$0.00	\$850.00
MAINTENANCE, REPAIR & INSTALLATION	保養維修								
CONCRETE AND SCAFFOLDING	外牆維修及搭棚	\$0.00	\$0.00	\$0.00	\$0.00	\$0.00	\$3,000.00	\$3,800.00	\$6,800.00
DRAINAGE, ELECTRICALS & PUMPS	水電保養維修	\$538.85	\$1,840.00	\$80.00	\$9,930.00	\$83.10	\$6,358.00	\$821.43	\$19,651.38
SECURITY SYSTEM / SMATV. SYM	保安系統/衛星電視	\$2,080.00	\$280.00	\$280.00	\$280.00	\$280.00	\$280.00	\$280.00	\$3,760.00
FIRE FIGHTING SYSTEM	消防保養	\$0.00	\$0.00	\$0.00	\$0.00	\$0.00	\$700.00	\$0.00	\$700.00
LIFTS	升降機	\$9,540.00	\$9,540.00	\$9,540.00	\$9,540.00	\$9,540.00	\$9,540.00	\$9,540.00	\$66,780.00
MANAGER'S REMUNERATION 4%	管理酬金 4%	\$2,938.37	\$2,979.27	\$2,861.47	\$3,369.20	\$2,873.24	\$3,382.15	\$3,113.97	\$21,517.67
MAINTENANCE FUND 11%	維修基金 11%	\$8,080.52	\$8,193.00	\$7,869.05	\$9,265.31	\$7,901.40	\$9,300.92	\$8,563.42	\$59,173.62
PEST CONTROL	殺蟲滅鼠	\$0.00	\$0.00	\$0.00	\$0.00	\$0.00	\$0.00	\$0.00	\$0.00
PRINTING AND STATIONERY	印刷及廣告費	\$23.20	\$0.00	\$0.00	\$0.00	\$0.00	\$0.00	\$0.00	\$23.20
SECURITY GUARD SERVICE CHARGES	保安費	\$42,778.00	\$42,778.00	\$42,778.00	\$42,778.00	\$42,778.00	\$42,778.00	\$42,778.00	\$299,446.00
SUNDRY EXPENSES	什項支出	\$620.20	\$614.80	\$614.80	\$614.80	\$614.80	\$614.80	\$614.80	\$4,309.00
SALARIES	薪金	\$0.00	\$0.00	\$0.00	\$0.00	\$0.00	\$0.00	\$0.00	\$0.00
MPF CONTRIBUTION	強積金	\$0.00	\$0.00	\$0.00	\$0.00	\$0.00	\$0.00	\$0.00	\$0.00
UNIFORM	制服費	\$0.00	\$0.00	\$0.00	\$0.00	\$0.00	\$0.00	\$0.00	\$0.00
TELEPHONE	電話費	\$158.00	\$158.00	\$158.00	\$158.00	\$158.00	\$158.00	\$158.00	\$1,106.00
WATER FEE	水費	\$0.00	\$0.00	\$0.00	\$247.50	\$0.00	\$0.00	\$0.00	\$247.50
TOTAL EXPENSES	總支出	<u>\$158,243.58</u>	<u>\$171,951.74</u>	<u>\$154,714.13</u>	<u>\$171,523.68</u>	<u>\$158,966.48</u>	<u>\$189,076.71</u>	<u>\$169,052.62</u>	<u>\$1,173,528.94</u>
SURPLUS / (DEFICIT) FOR THE PERIOD	本期盈餘/(赤字)	(\$8,096.08)	\$9,139.76	(\$4,566.63)	(\$21,376.18)	(\$8,818.98)	(\$38,929.21)	(\$18,905.12)	(\$91,552.44)
SURPLUS / (DEFICIT) B/F	承上結存	(\$61,302.42)	(\$69,398.50)	(\$60,258.74)	(\$64,825.37)	(\$86,201.55)	(\$95,020.53)	(\$16,438.21)	(\$61,302.42)
ADJ ON SURPLUS / (DEFICIT) for Yr.2012-20	2012-20年盈餘/(赤字) 調整	\$0.00	\$0.00	\$0.00	\$0.00	\$0.00	\$117,511.53	\$0.00	\$117,511.53
ACCUM.SURPLUS / (DEFICIT) C/F	累積盈餘/(赤字)	<u>(\$69,398.50)</u>	<u>(\$60,258.74)</u>	<u>(\$64,825.37)</u>	<u>(\$86,201.55)</u>	<u>(\$95,020.53)</u>	<u>(\$16,438.21)</u>	<u>(\$35,343.33)</u>	<u>(\$35,343.33)</u>

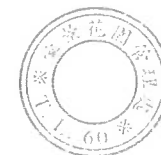
備註：2021年6月份財務收支報告已就2012年9月至2016年5月會計師事務所入賬誤差作出調整及包括2012年至2014年之核數調整



T.L.60
HONG KONG GARDENS - BLOCK 20 豪景花園 第二十座
STATEMENT OF COMPREHENSIVE INCOME 收支報告表
(FORMERLY KNOWN AS INCOME & EXPENDITURE ACCOUNT)

		Jan-21 (一月)	Feb-21 (二月)	Mar-21 (三月)	Apr-21 (四月)	May-21 (五月)	Jun-21 (六月)	Jul-21 (七月)	1-7/2021 TOTAL總計
INCOME:	收入								
MANAGEMENT FEE RECEIVED	管理費收入	\$158,050.00	\$158,050.00	\$158,050.00	\$158,050.00	\$158,050.00	\$158,050.00	\$158,050.00	\$1,106,350.00
LESS: SINKING FUND	減：儲備基金	(\$7,902.50)	(\$7,902.50)	(\$7,902.50)	(\$7,902.50)	(\$7,902.50)	(\$7,902.50)	(\$7,902.50)	(\$55,317.50)
LESS: PROVISION FOR BAD DEBT - M.F.	管理費壞賬撥備	\$0.00	\$0.00	\$0.00	\$0.00	\$0.00	\$0.00	\$0.00	\$0.00
ADD: BAD DEBT (M.F.) WRITTEN BACK	收回管理費壞賬	\$0.00	\$0.00	\$0.00	\$0.00	\$0.00	\$0.00	\$0.00	\$0.00
INSURANCE AND OTHER COMPENSATION	保險及其他賠償	\$0.00	\$0.00	\$0.00	\$0.00	\$0.00	\$0.00	\$0.00	\$0.00
LEGAL FEE RECOVERED	訴訟費收入	\$0.00	\$0.00	\$0.00	\$0.00	\$0.00	\$0.00	\$0.00	\$0.00
INTEREST INCOME	利息收入	\$0.00	\$0.00	\$0.00	\$0.00	\$0.00	\$0.00	\$0.00	\$0.00
SUNDRY INCOME	什項收入	\$0.00	\$30,944.00	\$0.00	\$0.00	\$0.00	\$0.00	\$0.00	\$30,944.00
		\$150,147.50	\$181,091.50	\$150,147.50	\$150,147.50	\$150,147.50	\$150,147.50	\$150,147.50	\$1,081,976.50
EXPENSES:	減：支出								
APPORTIONMENT OF GARDENS EXPENSES	公共費用之分攤	\$73,765.44	\$86,297.67	\$72,446.81	\$74,659.05	\$76,360.94	\$91,839.84	\$79,526.00	\$554,895.75
AUDITORS REMUNERATION	核數費	\$0.00	\$0.00	\$0.00	\$0.00	\$0.00	\$0.00	\$0.00	\$0.00
CONSULTING FEE	諮詢費	\$0.00	\$0.00	\$0.00	\$0.00	\$0.00	\$0.00	\$0.00	\$0.00
CLEANING EXPENSES	清潔費	\$9,370.00	\$9,370.00	\$9,370.00	\$10,199.85	\$9,370.00	\$9,370.00	\$9,370.00	\$66,419.85
DEBRIS REMOVAL CHARGES	清泥頭費	\$0.00	\$0.00	\$0.00	\$0.00	\$0.00	\$0.00	\$0.00	\$0.00
ELECTRICITY	電費	\$8,503.00	\$9,838.00	\$8,431.00	\$9,822.00	\$9,371.00	\$11,822.00	\$11,016.00	\$68,803.00
FESTIVAL DECORATION EXPENSES	節日裝飾	\$0.00	\$0.00	\$475.00	\$0.00	\$0.00	\$0.00	\$0.00	\$475.00
FURNITURE, FIXTURES & EQUIPMENT	屋苑設備	\$0.00	\$0.00	\$0.00	\$0.00	\$0.00	\$0.00	\$0.00	\$0.00
INSURANCE	保險費	\$0.00	\$0.00	\$0.00	\$0.00	\$0.00	\$0.00	\$0.00	\$0.00
GARDENING EXPENSES	園藝種植	\$0.00	\$0.00	\$0.00	\$0.00	\$0.00	\$0.00	\$0.00	\$0.00
LEGAL FEE	訴訟費	\$0.00	\$0.00	\$0.00	\$0.00	\$0.00	\$0.00	\$0.00	\$0.00
MAINTENANCE, REPAIR & INSTALLATION	保養維修								
CONCRETE AND SCAFFOLDING	外牆維修及搭棚	\$0.00	\$0.00	\$0.00	\$0.00	\$0.00	\$6,740.00	\$8,401.00	\$15,141.00
DRAINAGE, ELECTRICALS & PUMPS	水電保養維修	\$57.85	\$1,850.00	\$152.00	\$960.00	\$74.10	\$466.00	\$5,252.00	\$8,811.95
SECURITY SYSTEM / SMATV. SYM	保安系統/衛星電視	\$2,080.00	\$280.00	\$280.00	\$280.00	\$280.00	\$280.00	\$1,680.00	\$5,160.00
FIRE FIGHTING SYSTEM	消防保養	\$0.00	\$0.00	\$0.00	\$0.00	\$0.00	\$700.00	\$0.00	\$700.00
LIFTS	升降機	\$9,540.00	\$9,540.00	\$9,540.00	\$9,540.00	\$9,540.00	\$9,540.00	\$9,540.00	\$66,780.00
MANAGER'S REMUNERATION 4%	管理酬金 4%	\$2,925.21	\$2,977.15	\$2,871.95	\$3,000.66	\$2,887.44	\$3,298.75	\$3,552.39	\$21,513.55
MAINTENANCE FUND 11%	維修基金 11%	\$8,044.33	\$8,187.17	\$7,897.87	\$8,251.81	\$7,940.45	\$9,071.57	\$9,769.08	\$59,162.28
PEST CONTROL	殺蟲滅鼠	\$0.00	\$0.00	\$0.00	\$0.00	\$0.00	\$0.00	\$0.00	\$0.00
PRINTING AND STATIONERY	印刷及廣告費	\$23.20	\$0.00	\$0.00	\$0.00	\$0.00	\$0.00	\$0.00	\$23.20
SECURITY GUARD SERVICE CHARGES	保安費	\$42,778.00	\$42,778.00	\$42,778.00	\$42,778.00	\$42,778.00	\$42,778.00	\$42,778.00	\$299,446.00
SUNDRY EXPENSES	什項支出	\$620.20	\$614.80	\$614.80	\$614.80	\$614.80	\$614.80	\$614.80	\$4,309.00
SALARIES	薪金	\$0.00	\$0.00	\$0.00	\$0.00	\$0.00	\$0.00	\$0.00	\$0.00
MPF CONTRIBUTION	強積金	\$0.00	\$0.00	\$0.00	\$0.00	\$0.00	\$0.00	\$0.00	\$0.00
UNIFORM	制服費	\$0.00	\$0.00	\$0.00	\$0.00	\$0.00	\$0.00	\$0.00	\$0.00
TELEPHONE	電話費	\$158.00	\$158.00	\$158.00	\$158.00	\$158.00	\$158.00	\$158.00	\$1,106.00
WATER FEE	水費	\$0.00	\$0.00	\$0.00	\$663.80	\$0.00	\$0.00	\$0.00	\$663.80
TOTAL EXPENSES	總支出	\$157,865.23	\$171,890.79	\$155,015.43	\$160,927.97	\$159,374.73	\$186,678.96	\$181,657.27	\$1,173,410.38
SURPLUS / (DEFICIT) FOR THE PERIOD	本期盈餘(赤字)	(\$7,717.73)	\$9,200.71	(\$4,867.93)	(\$10,780.47)	(\$9,227.23)	(\$36,531.46)	(\$31,509.77)	(\$91,433.88)
SURPLUS / (DEFICIT) B/F	承上結存	(\$435,542.19)	(\$443,259.92)	(\$434,059.21)	(\$438,927.14)	(\$449,707.61)	(\$458,934.84)	(\$386,580.02)	(\$435,542.19)
ADJ ON SURPLUS / (DEFICIT) for Yr.2012-20	2012-20年盈餘(赤字) 調整	\$0.00	\$0.00	\$0.00	\$0.00	\$0.00	\$108,886.28	\$0.00	\$108,886.28
ACCUM.SURPLUS / (DEFICIT) C/F	累積盈餘(赤字)	(\$443,259.92)	(\$434,059.21)	(\$438,927.14)	(\$449,707.61)	(\$458,934.84)	(\$386,580.02)	(\$418,089.79)	(\$418,089.79)

備註：2021年6月份財務收支報告已就2012年9月至2016年5月會計師事務所入賬誤差作出調整及包括2012年至2014年之核數調整

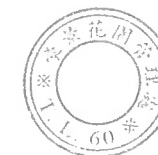


T.L.60

HONG KONG GARDENS - BLOCK 21 豪景花園二十一座
STATEMENT OF COMPREHENSIVE INCOME 收支報告表
(FORMERLY KNOWN AS INCOME & EXPENDITURE ACCOUNT)

		Jan-21 (一月)	Feb-21 (二月)	Mar-21 (三月)	Apr-21 (四月)	May-21 (五月)	Jun-21 (六月)	Jul-21 (七月)	1-7/2021 TOTAL總計
INCOME:	收入								
MANAGEMENT FEE RECEIVED	管理費收入	\$193,662.00	\$193,662.00	\$193,662.00	\$193,662.00	\$193,662.00	\$193,662.00	\$193,662.00	\$1,355,634.00
LESS: SINKING FUND	減: 儲備基金	(\$9,683.10)	(\$9,683.10)	(\$9,683.10)	(\$9,683.10)	(\$9,683.10)	(\$9,683.10)	(\$9,683.10)	(\$67,781.70)
LESS: PROVISION FOR BAD DEBT - M.F.	管理費壞賬撥備	\$0.00	\$0.00	\$0.00	\$0.00	\$0.00	\$0.00	\$0.00	\$0.00
ADD: BAD DEBT (M.F.) WRITTEN BACK	收回管理費壞賬	\$0.00	\$0.00	\$0.00	\$0.00	\$0.00	\$0.00	\$0.00	\$0.00
INSURANCE AND OTHER COMPENSATION	保險及其他賠償	\$0.00	\$0.00	\$0.00	\$0.00	\$0.00	\$0.00	\$0.00	\$0.00
LEGAL FEE RECOVERED	訴訟費收入	\$0.00	\$0.00	\$0.00	\$0.00	\$0.00	\$0.00	\$0.00	\$0.00
INTEREST INCOME	利息收入	\$0.00	\$0.00	\$0.00	\$0.00	\$0.00	\$0.00	\$0.00	\$0.00
SUNDRY INCOME	什項收入	\$0.00	\$30,944.00	\$0.00	\$0.00	\$0.00	\$0.00	\$0.00	\$30,944.00
		\$183,978.90	\$214,922.90	\$183,978.90	\$183,978.90	\$183,978.90	\$183,978.90	\$183,978.90	\$1,318,796.30
EXPENSES:	減: 支出								
APPORTIONMENT OF GARDENS EXPENSES	公共費用之分攤	\$73,765.44	\$86,297.67	\$72,446.81	\$74,659.05	\$76,360.94	\$91,839.84	\$79,526.00	\$554,895.75
AUDITORS REMUNERATION	核數費	\$0.00	\$0.00	\$0.00	\$0.00	\$0.00	\$0.00	\$0.00	\$0.00
CONSULTING FEE	諮詢費	\$0.00	\$0.00	\$0.00	\$0.00	\$0.00	\$0.00	\$0.00	\$0.00
CLEANING EXPENSES	清潔費	\$9,370.00	\$9,370.00	\$9,370.00	\$9,370.00	\$10,203.00	\$9,370.00	\$9,370.00	\$66,423.00
DEBRIS REMOVAL CHARGES	清泥頭費	\$0.00	\$0.00	\$0.00	\$0.00	\$0.00	\$0.00	\$0.00	\$0.00
FURNITURE, FIXTURES & EQUIPMENT	屋苑設備	\$0.00	\$0.00	\$0.00	\$0.00	\$0.00	\$0.00	\$0.00	\$0.00
GARDENING EXPENSES	園藝種植	\$0.00	\$0.00	\$0.00	\$0.00	\$0.00	\$0.00	\$0.00	\$0.00
ELECTRICITY	電費	\$8,058.00	\$9,636.76	\$7,867.69	\$9,173.00	\$8,645.00	\$11,242.00	\$10,230.00	\$64,852.45
FESTIVAL DECORATION EXPENSES	節日裝飾	\$0.00	\$0.00	\$475.00	\$0.00	\$0.00	\$0.00	\$0.00	\$475.00
INSURANCE	保險費	\$0.00	\$0.00	\$0.00	\$0.00	\$0.00	\$0.00	\$0.00	\$0.00
MAINTENANCE, REPAIR & INSTALLATION	保養維修								
CONCRETE AND SCAFFOLDING	外牆維修及搭棚	\$0.00	\$0.00	\$5,102.00	\$0.00	\$0.00	\$2,600.00	\$4,802.00	\$12,504.00
DRAINAGE, ELECTRICALS & PUMPS	水電保養維修	\$67.85	\$1,850.00	\$4,240.00	\$14,710.00	\$7,005.11	\$16,033.00	\$16,383.00	\$60,288.96
SECURITY SYSTEM / SMATV. SYM	保安系統/衛星電視	\$2,080.00	\$280.00	\$280.00	\$280.00	\$280.00	\$280.00	\$1,680.00	\$5,160.00
FIRE FIGHTING SYSTEM	消防保養	\$0.00	\$0.00	\$0.00	\$0.00	\$0.00	\$700.00	\$5,500.00	\$6,200.00
LIFTS	升降機	\$9,540.00	\$9,540.00	\$9,540.00	\$9,540.00	\$9,540.00	\$9,540.00	\$9,540.00	\$66,780.00
MANAGER'S REMUNERATION 4%	管理酬金 4%	\$2,907.85	\$2,969.14	\$3,217.06	\$3,469.86	\$3,169.00	\$3,732.67	\$4,042.27	\$23,507.85
MAINTENANCE FUND 11%	維修基金 11%	\$7,996.59	\$8,165.14	\$8,846.91	\$9,542.13	\$8,714.74	\$10,264.85	\$11,116.25	\$64,646.61
PEST CONTROL	殺蟲滅鼠	\$0.00	\$0.00	\$0.00	\$0.00	\$0.00	\$0.00	\$0.00	\$0.00
PRINTING AND STATIONERY	印刷及廣告費	\$23.20	\$0.00	\$0.00	\$0.00	\$0.00	\$0.00	\$0.00	\$23.20
SECURITY GUARD SERVICE CHARGES	保安費	\$42,778.00	\$42,778.00	\$42,778.00	\$42,778.00	\$42,778.00	\$42,778.00	\$42,778.00	\$299,446.00
SUNDRY EXPENSES	什項支出	\$621.20	\$615.80	\$615.80	\$615.80	\$615.80	\$615.80	\$615.80	\$4,316.00
SALARIES	薪金	\$0.00	\$0.00	\$0.00	\$0.00	\$0.00	\$0.00	\$0.00	\$0.00
MPF CONTRIBUTION	強積金	\$0.00	\$0.00	\$0.00	\$0.00	\$0.00	\$0.00	\$0.00	\$0.00
TRAVELLING	交通費	\$0.00	\$0.00	\$0.00	\$0.00	\$0.00	\$0.00	\$0.00	\$0.00
TELEPHONE	電話費	\$158.00	\$158.00	\$158.00	\$158.00	\$158.00	\$158.00	\$158.00	\$1,106.00
WATER FEE	水費	\$0.00	\$0.00	\$0.00	\$121.80	\$0.00	\$0.00	\$0.00	\$121.80
TOTAL EXPENSES	總支出	\$157,366.13	\$171,660.51	\$164,937.27	\$174,417.64	\$167,469.59	\$199,154.16	\$195,741.32	\$1,230,746.62
SURPLUS / (DEFICIT) FOR THE PERIOD	本期盈餘/(赤字)	\$26,612.77	\$43,262.39	\$19,041.63	\$9,561.26	\$16,509.31	(\$15,175.26)	(\$11,762.42)	\$88,049.68
SURPLUS / (DEFICIT) B/F	承上結存	\$1,265,324.41	\$1,291,937.18	\$1,335,199.57	\$1,354,241.20	\$1,363,802.46	\$1,380,311.77	\$1,465,447.09	\$1,265,324.41
ADJ ON SURPLUS / (DEFICIT) for Yr.2012-20	2012-20年盈餘/(赤字) 調整	\$0.00	\$0.00	\$0.00	\$0.00	\$0.00	\$100,310.58	\$0.00	\$100,310.58
ACCUM.SURPLUS / (DEFICIT) C/F	累積盈餘/(赤字)	\$1,291,937.18	\$1,335,199.57	\$1,354,241.20	\$1,363,802.46	\$1,380,311.77	\$1,465,447.09	\$1,453,684.67	\$1,453,684.67

備註: 2021年6月份財務收支報告已就2012年9月至2016年5月會計師事務所入賬誤差作出調整及包括2012年至2014年之核數調整



T.L.60
HONG KONG GARDENS - BLOCK 22 豪景花園二十二座
STATEMENT OF COMPREHENSIVE INCOME 收支報告表
(FORMERLY KNOWN AS INCOME & EXPENDITURE ACCOUNT)

		Jan-21 (一月)	Feb-21 (二月)	Mar-21 (三月)	Apr-21 (四月)	May-21 (五月)	Jun-21 (六月)	Jul-21 (七月)	1-7/2021 TOTAL總計
INCOME:	收入								
MANAGEMENT FEE RECEIVED	管理費收入	\$130,460.00	\$130,460.00	\$130,460.00	\$130,460.00	\$130,460.00	\$130,460.00	\$130,460.00	\$913,220.00
LESS: SINKING FUND	減：儲備基金	(\$6,523.00)	(\$6,523.00)	(\$6,523.00)	(\$6,523.00)	(\$6,523.00)	(\$6,523.00)	(\$6,523.00)	(\$45,661.00)
LESS: PROVISION FOR BAD DEBT - M.F.	管理費壞賬撥備	\$0.00	\$0.00	\$0.00	\$0.00	\$0.00	\$0.00	\$0.00	\$0.00
ADD: BAD DEBT (M.F.)WRITTEN BACK	收回管理費壞賬	\$0.00	\$0.00	\$0.00	\$0.00	\$0.00	\$0.00	\$0.00	\$0.00
INSURANCE AND OTHER COMPENSATION	保險及其他賠償	\$0.00	\$0.00	\$0.00	\$0.00	\$0.00	\$0.00	\$0.00	\$0.00
LEGAL FEE RECOVERED	訴訟費收入	\$0.00	\$0.00	\$0.00	\$0.00	\$0.00	\$0.00	\$0.00	\$0.00
INTEREST INCOME	利息收入	\$0.00	\$0.00	\$0.00	\$0.00	\$0.00	\$0.00	\$0.00	\$0.00
SUNDRY INCOME	什項收入	\$0.00	\$24,855.00	\$0.00	\$0.00	\$0.00	\$0.00	\$0.00	\$24,855.00
		\$123,937.00	\$148,792.00	\$123,937.00	\$123,937.00	\$123,937.00	\$123,937.00	\$123,937.00	\$892,414.00
EXPENSES:	減：支出								
APPORTIONMENT OF GARDENS EXPENSES	公共費用之分攤	\$59,251.76	\$69,318.21	\$58,192.57	\$59,969.54	\$61,336.58	\$73,769.93	\$63,878.90	\$445,717.49
AUDITORS REMUNERATION	核數費	\$0.00	\$0.00	\$0.00	\$0.00	\$0.00	\$0.00	\$0.00	\$0.00
CONSULTING FEE	諮詢費	\$0.00	\$0.00	\$0.00	\$0.00	\$0.00	\$0.00	\$0.00	\$0.00
CLEANING EXPENSES	清潔費	\$9,370.00	\$9,370.00	\$9,370.00	\$9,370.00	\$9,370.00	\$9,370.00	\$9,370.00	\$65,590.00
DEBRIS REMOVAL CHARGES	清泥頭費	\$0.00	\$0.00	\$0.00	\$0.00	\$0.00	\$0.00	\$0.00	\$0.00
ELECTRICITY	電費	\$6,070.00	\$7,241.00	\$5,645.00	\$7,147.00	\$7,455.00	\$9,082.00	\$8,166.00	\$50,806.00
FESTIVAL DECORATION EXPENSES	節日裝飾	\$0.00	\$0.00	\$475.00	\$0.00	\$0.00	\$0.00	\$0.00	\$475.00
FURNITURE, FIXTURES & EQUIPMENT	屋苑設備	\$0.00	\$0.00	\$0.00	\$0.00	\$0.00	\$0.00	\$0.00	\$0.00
LEGAL FEE	訴訟費	\$0.00	\$0.00	\$0.00	\$0.00	\$0.00	\$0.00	\$0.00	\$0.00
MAINTENANCE, REPAIR & INSTALLATION	保養維修								
CONCRETE AND SCAFFOLDING	外牆維修及搭棚	\$0.00	\$0.00	\$0.00	\$7,900.00	\$0.00	\$0.00	\$0.00	\$7,900.00
DRAINAGE, ELECTRICALS & PUMPS	水電保養維修	\$117.85	\$1,840.00	\$70.00	\$1,568.00	\$924.00	\$400.00	\$5,028.00	\$9,947.85
SECURITY SYSTEM / SMATV. SYM	保安系統/衛星電視	\$2,080.00	\$280.00	\$280.00	\$280.00	\$280.00	\$280.00	\$280.00	\$3,760.00
FIRE FIGHTING SYSTEM	消防保養	\$0.00	\$0.00	\$0.00	\$0.00	\$35,000.00	\$700.00	\$0.00	\$35,700.00
LIFTS	升降機	\$7,740.00	\$7,740.00	\$7,740.00	\$7,740.00	\$7,740.00	\$7,740.00	\$7,740.00	\$54,180.00
MANAGER'S REMUNERATION 4%	管理酬金 4%	\$2,742.45	\$2,791.24	\$2,669.97	\$3,086.97	\$4,157.53	\$2,834.15	\$2,950.13	\$21,232.44
MAINTENANCE FUND 11%	維修基金 11%	\$7,541.74	\$7,675.90	\$7,342.41	\$8,489.16	\$11,433.20	\$7,793.91	\$8,112.85	\$58,389.17
PEST CONTROL	殺蟲滅鼠	\$0.00	\$0.00	\$0.00	\$0.00	\$0.00	\$0.00	\$0.00	\$0.00
PRINTING AND STATIONERY	印刷及廣告費	\$8.80	\$0.00	\$0.00	\$0.00	\$0.00	\$0.00	\$0.00	\$8.80
SECURITY GUARD SERVICE CHARGES	保安費	\$42,778.00	\$42,778.00	\$42,778.00	\$42,778.00	\$42,778.00	\$42,778.00	\$42,778.00	\$299,446.00
SUNDRY EXPENSES	什項支出	\$238.60	\$233.20	\$233.20	\$233.20	\$233.20	\$233.20	\$233.20	\$1,637.80
TRAVELLING	交通費	\$0.00	\$0.00	\$0.00	\$0.00	\$0.00	\$0.00	\$0.00	\$0.00
TELEPHONE	電話費	\$158.00	\$158.00	\$158.00	\$158.00	\$158.00	\$158.00	\$158.00	\$1,106.00
WATER FEE	水費	\$0.00	\$140.70	\$0.00	\$0.00	\$0.00	\$112.50	\$0.00	\$253.20
TOTAL EXPENSES	總支出	\$138,097.20	\$149,566.25	\$134,954.15	\$148,719.87	\$180,865.51	\$155,251.69	\$148,695.08	\$1,056,149.75
SURPLUS / (DEFICIT) FOR THE PERIOD	本期盈餘/(赤字)	(\$14,160.20)	(\$774.25)	(\$11,017.15)	(\$24,782.87)	(\$56,928.51)	(\$31,314.69)	(\$24,758.08)	(\$163,735.75)
SURPLUS / (DEFICIT) B/F	承上結存	(\$542,536.94)	(\$556,697.14)	(\$557,471.39)	(\$568,488.54)	(\$593,271.41)	(\$650,199.92)	(\$591,649.27)	(\$542,536.94)
ADJ ON SURPLUS / (DEFICIT) for Yr.2012-20	2012-20年盈餘/(赤字) 調整	\$0.00	\$0.00	\$0.00	\$0.00	\$0.00	\$89,865.34	\$0.00	\$89,865.34
ACCUM.SURPLUS / (DEFICIT) C/F	累積盈餘/(赤字)	(\$556,697.14)	(\$557,471.39)	(\$568,488.54)	(\$593,271.41)	(\$650,199.92)	(\$591,649.27)	(\$616,407.35)	(\$616,407.35)

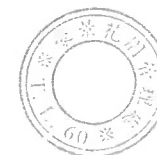
備註：2021年6月份財務收支報告已就2012年9月至2016年5月會計師事務所入賬誤差作出調整及包括2012年至2014年之核數調整



T.L.60
HONG KONG GARDENS - BLOCK 23 豪景花園二十三座
STATEMENT OF COMPREHENSIVE INCOME 收支報告表
(FORMERLY KNOWN AS INCOME & EXPENDITURE ACCOUNT)

		Jan-21 (一月)	Feb-21 (二月)	Mar-21 (三月)	Apr-21 (四月)	May-21 (五月)	Jun-21 (六月)	Jul-21 (七月)	1-7/2021 TOTAL總計
INCOME:	收入								
MANAGEMENT FEE RECEIVED	管理費收入	\$124,530.00	\$124,530.00	\$124,530.00	\$124,530.00	\$124,530.00	\$124,530.00	\$124,530.00	\$871,710.00
LESS: SINKING FUND	減：儲備基金	(\$6,226.50)	(\$6,226.50)	(\$6,226.50)	(\$6,226.50)	(\$6,226.50)	(\$6,226.50)	(\$6,226.50)	(\$43,585.50)
LESS: PROVISION FOR BAD DEBT - M.F.	管理費壞賬撥備	\$0.00	\$0.00	\$0.00	\$0.00	\$0.00	\$0.00	\$0.00	\$0.00
ADD: BAD DEBT (M.F.) WRITTEN BACK	收回管理費壞賬	\$0.00	\$0.00	\$0.00	\$0.00	\$0.00	\$0.00	\$0.00	\$0.00
INSURANCE AND OTHER COMPENSATION	保險及其他賠償	\$0.00	\$0.00	\$0.00	\$0.00	\$0.00	\$0.00	\$0.00	\$0.00
LEGAL FEE RECOVERED	訴訟費收入	\$0.00	\$0.00	\$0.00	\$0.00	\$0.00	\$0.00	\$0.00	\$0.00
INTEREST INCOME	利息收入	\$0.00	\$0.00	\$0.00	\$0.00	\$0.00	\$0.00	\$0.00	\$0.00
SUNDRY INCOME	什項收入	\$0.00	\$23,726.00	\$0.00	\$0.00	\$0.00	\$0.00	\$0.00	\$23,726.00
		\$118,303.50	\$142,029.50	\$118,303.50	\$118,303.50	\$118,303.50	\$118,303.50	\$118,303.50	\$851,850.50
EXPENSES:	減：支出								
APPORTIONMENT OF GARDENS EXPENSES	公共費用之分攤	\$56,558.49	\$66,167.38	\$55,547.45	\$57,243.65	\$58,548.55	\$70,416.75	\$60,975.31	\$425,457.58
AUDITORS REMUNERATION	核數費	\$0.00	\$0.00	\$0.00	\$0.00	\$0.00	\$0.00	\$0.00	\$0.00
CONSULTING FEE	諮詢費	\$0.00	\$0.00	\$0.00	\$0.00	\$0.00	\$0.00	\$0.00	\$0.00
CLEANING EXPENSES	清潔費	\$9,370.00	\$9,370.00	\$9,370.00	\$9,370.00	\$9,370.00	\$9,370.00	\$9,370.00	\$65,590.00
DEBRIS REMOVAL CHARGES	清泥頭費	\$0.00	\$0.00	\$0.00	\$0.00	\$0.00	\$0.00	\$0.00	\$0.00
ELECTRICITY	電費	\$5,897.00	\$6,991.00	\$5,247.00	\$6,045.00	\$6,288.00	\$8,354.00	\$7,601.00	\$46,423.00
FESTIVAL DECORATION EXPENSES	節日裝飾	\$0.00	\$0.00	\$475.00	\$0.00	\$0.00	\$0.00	\$0.00	\$475.00
FURNITURE, FIXTURES & EQUIPMENT	屋苑設備	\$0.00	\$0.00	\$0.00	\$0.00	\$0.00	\$0.00	\$0.00	\$0.00
MAINTENANCE, REPAIR & INSTALLATION	保養維修								
CONCRETE AND SCAFFOLDING	外牆維修及搭棚	\$0.00	\$0.00	\$0.00	\$3,800.00	\$0.00	\$2,600.00	\$0.00	\$6,400.00
DRAINAGE, ELECTRICALS & PUMPS	水電保養維修	\$157.85	\$1,840.00	\$950.00	\$1,082.00	\$3,282.00	\$3,126.00	\$48.00	\$10,485.85
SECURITY SYSTEM / SMATV. SYM	保安系統/衛星電視	\$730.00	\$280.00	\$280.00	\$2,960.00	\$280.00	\$280.00	\$280.00	\$5,090.00
FIRE FIGHTING SYSTEM	消防保養	\$2,200.00	\$0.00	\$0.00	\$0.00	\$0.00	\$30,700.00	\$0.00	\$32,900.00
LIFTS	升降機	\$7,740.00	\$7,740.00	\$7,740.00	\$7,740.00	\$7,740.00	\$7,740.00	\$7,740.00	\$54,180.00
MANAGER'S REMUNERATION 4%	管理酬金 4%	\$2,770.69	\$2,778.64	\$2,688.82	\$2,966.88	\$2,804.74	\$4,216.14	\$2,727.90	\$20,953.81
MAINTENANCE FUND 11%	維修基金 11%	\$7,619.40	\$7,641.25	\$7,394.27	\$8,158.93	\$7,713.05	\$11,594.40	\$7,501.74	\$57,623.04
PEST CONTROL	殺蟲滅鼠	\$0.00	\$0.00	\$0.00	\$0.00	\$0.00	\$0.00	\$0.00	\$0.00
PRINTING AND STATIONERY	印刷及廣告費	\$8.40	\$0.00	\$0.00	\$0.00	\$0.00	\$0.00	\$0.00	\$8.40
SECURITY GUARD SERVICE CHARGES	保安費	\$42,778.00	\$42,778.00	\$42,778.00	\$42,778.00	\$42,778.00	\$42,778.00	\$42,778.00	\$299,446.00
SUNDRY EXPENSES	什項支出	\$228.00	\$222.60	\$222.60	\$239.10	\$222.60	\$222.60	\$222.60	\$1,580.10
TELEPHONE	電話費	\$158.00	\$158.00	\$158.00	\$158.00	\$158.00	\$158.00	\$158.00	\$1,106.00
WATER FEE	水費	\$0.00	\$86.30	\$0.00	\$0.00	\$0.00	\$75.00	\$0.00	\$161.30
TOTAL EXPENSES	總支出	\$136,215.83	\$146,053.17	\$132,851.14	\$142,541.56	\$139,184.94	\$191,630.89	\$139,402.55	\$1,027,880.08
SURPLUS / (DEFICIT) FOR THE PERIOD	本期盈餘/(赤字)	(\$17,912.33)	(\$4,023.67)	(\$14,547.64)	(\$24,238.06)	(\$20,881.44)	(\$73,327.39)	(\$21,099.05)	(\$176,029.58)
SURPLUS / (DEFICIT) B/F	承上結存	(\$790,902.56)	(\$808,814.89)	(\$812,838.56)	(\$827,386.20)	(\$851,624.26)	(\$872,505.70)	(\$855,322.26)	(\$790,902.56)
ADJ ON SURPLUS / (DEFICIT) for Yr.2012-20	2012-20年盈餘/(赤字) 調整	\$0.00	\$0.00	\$0.00	\$0.00	\$0.00	\$90,510.83	\$0.00	\$90,510.83
ACCUM.SURPLUS / (DEFICIT) C/F	累積盈餘/(赤字)	(\$808,814.89)	(\$812,838.56)	(\$827,386.20)	(\$851,624.26)	(\$872,505.70)	(\$855,322.26)	(\$876,421.31)	(\$876,421.31)

備註：2021年6月份財務收支報告已就2012年9月至2016年5月會計師事務所入賬誤差作出調整及包括2012年至2014年之核數調整



T.L.60
HONG KONG GARDENS - BLOCK 24 豪景花園二十四座
STATEMENT OF COMPREHENSIVE INCOME 收支報告表
(FORMERLY KNOWN AS INCOME & EXPENDITURE ACCOUNT)

		Jan-21 (一月)	Feb-21 (二月)	Mar-21 (三月)	Apr-21 (四月)	May-21 (五月)	Jun-21 (六月)	Jul-21 (七月)	1-7/2021 TOTAL總計
INCOME:	收入								
MANAGEMENT FEE RECEIVED	管理費收入	\$140,120.00	\$140,120.00	\$140,120.00	\$140,120.00	\$140,120.00	\$140,120.00	\$140,120.00	\$980,840.00
LESS: SINKING FUND	減: 儲備基金	(\$7,006.00)	(\$7,006.00)	(\$7,006.00)	(\$7,006.00)	(\$7,006.00)	(\$7,006.00)	(\$7,006.00)	(\$49,042.00)
LESS: PROVISION FOR BAD DEBT - M.F.	管理費壞賬撥備	\$0.00	\$0.00	\$0.00	\$0.00	\$0.00	\$0.00	\$0.00	\$0.00
ADD: BAD DEBT (M.F.) WRITTEN BACK	收回管理費壞賬	\$0.00	\$0.00	\$0.00	\$0.00	\$0.00	\$0.00	\$0.00	\$0.00
INSURANCE AND OTHER COMPENSATION	保險及其他賠償	\$0.00	\$0.00	\$0.00	\$38,000.00	\$550.00	\$0.00	\$0.00	\$38,550.00
LEGAL FEE RECOVERED	訴訟費收入	\$0.00	\$0.00	\$0.00	\$0.00	\$0.00	\$0.00	\$0.00	\$0.00
INTEREST INCOME	利息收入	\$0.00	\$0.00	\$0.00	\$0.00	\$0.00	\$0.00	\$0.00	\$0.00
SUNDRY INCOME	什項收入	\$0.00	\$22,596.00	\$0.00	\$0.00	\$0.00	\$0.00	\$0.00	\$22,596.00
		<u>\$133,114.00</u>	<u>\$155,710.00</u>	<u>\$133,114.00</u>	<u>\$171,114.00</u>	<u>\$133,664.00</u>	<u>\$133,114.00</u>	<u>\$133,114.00</u>	<u>\$992,944.00</u>
EXPENSES:	減: 支出								
APPORTIONMENT OF GARDENS EXPENSES	公共費用之分攤	\$53,865.23	\$63,016.56	\$52,902.33	\$54,517.76	\$55,760.53	\$67,063.57	\$58,071.72	\$405,197.70
AUDITORS REMUNERATION	核數費	\$0.00	\$0.00	\$0.00	\$0.00	\$0.00	\$0.00	\$0.00	\$0.00
CONSULTING FEE	諮詢費	\$0.00	\$0.00	\$0.00	\$0.00	\$0.00	\$0.00	\$0.00	\$0.00
CLEANING EXPENSES	清潔費	\$9,370.00	\$9,370.00	\$9,370.00	\$9,370.00	\$9,370.00	\$9,370.00	\$9,370.00	\$65,590.00
DEBRIS REMOVAL CHARGES	清泥頭費	\$0.00	\$0.00	\$0.00	\$0.00	\$0.00	\$0.00	\$0.00	\$0.00
ELECTRICITY	電費	\$5,860.00	\$6,659.00	\$5,140.00	\$6,177.00	\$6,215.00	\$8,021.00	\$7,238.00	\$45,310.00
FESTIVAL DECORATION EXPENSES	節日裝飾	\$0.00	\$0.00	\$475.00	\$0.00	\$0.00	\$0.00	\$0.00	\$475.00
FURNITURE, FIXTURES & EQUIPMENT	屋苑設備	\$0.00	\$0.00	\$0.00	\$0.00	\$0.00	\$0.00	\$0.00	\$0.00
LEGAL FEE	訴訟費	\$0.00	\$0.00	\$0.00	\$0.00	\$0.00	\$0.00	\$0.00	\$0.00
MAINTENANCE, REPAIR & INSTALLATION	保養維修								
CONCRETE AND SCAFFOLDING	外牆維修及搭棚	\$0.00	\$0.00	\$0.00	\$0.00	\$0.00	\$0.00	\$39,303.00	\$39,303.00
DRAINAGE, ELECTRICALS & PUMPS	水電保養維修	\$1,548.35	\$1,840.00	\$400.00	\$11,820.00	\$1,220.00	\$420.00	\$0.00	\$17,248.35
SECURITY SYSTEM / SMATV. SYM	保安系統/衛星電視	\$2,080.00	\$280.00	\$280.00	\$280.00	\$830.00	\$280.00	\$280.00	\$4,310.00
FIRE FIGHTING SYSTEM	消防保養	\$0.00	\$0.00	\$0.00	\$0.00	\$0.00	\$700.00	\$0.00	\$700.00
LIFTS	升降機	\$7,740.00	\$7,740.00	\$7,740.00	\$45,740.00	\$7,740.00	\$7,740.00	\$7,740.00	\$92,180.00
MANAGER'S REMUNERATION 4%	管理酬金 4%	\$2,790.39	\$2,767.25	\$2,662.12	\$4,661.48	\$2,741.72	\$2,793.31	\$4,280.54	\$22,696.81
MAINTENANCE FUND 11%	維修基金 11%	\$7,673.57	\$7,609.94	\$7,320.83	\$12,819.07	\$7,539.73	\$7,681.61	\$11,771.49	\$62,416.24
PEST CONTROL	殺蟲滅鼠	\$0.00	\$0.00	\$0.00	\$0.00	\$0.00	\$0.00	\$0.00	\$0.00
PRINTING AND STATIONERY	印刷及廣告費	\$8.00	\$0.00	\$0.00	\$0.00	\$0.00	\$0.00	\$0.00	\$8.00
SECURITY GUARD SERVICE CHARGES	保安費	\$42,778.00	\$42,778.00	\$42,778.00	\$42,778.00	\$42,778.00	\$42,778.00	\$42,778.00	\$299,446.00
SUNDRY EXPENSES	什項支出	\$217.40	\$212.00	\$212.00	\$214.00	\$212.00	\$212.00	\$212.00	\$1,491.40
TELEPHONE	電話費	\$158.00	\$158.00	\$158.00	\$158.00	\$178.00	\$173.00	\$92.58	\$1,075.58
WATER FEE	水費	\$0.00	\$144.30	\$0.00	\$0.00	\$0.00	\$138.80	\$0.00	\$283.10
TOTAL EXPENSES	總支出	<u>\$134,088.94</u>	<u>\$142,575.05</u>	<u>\$129,438.28</u>	<u>\$188,535.31</u>	<u>\$134,584.98</u>	<u>\$147,371.29</u>	<u>\$181,137.33</u>	<u>\$1,057,731.18</u>
SURPLUS / (DEFICIT) FOR THE PERIOD	本期盈餘/(赤字)	(\$974.94)	\$13,134.95	\$3,675.72	(\$17,421.31)	(\$920.98)	(\$14,257.29)	(\$48,023.33)	(\$64,787.18)
SURPLUS / (DEFICIT) B/F	承上結存	\$281,347.27	\$280,372.33	\$293,507.28	\$297,183.00	\$279,761.69	\$278,840.71	\$345,048.27	\$281,347.27
ADJ ON SURPLUS / (DEFICIT) for Yr.2012-20	2012-20年盈餘/(赤字) 調整	\$0.00	\$0.00	\$0.00	\$0.00	\$0.00	\$80,464.85	\$0.00	\$80,464.85
ACCUM.SURPLUS / (DEFICIT) C/F	累積盈餘/(赤字)	<u>\$280,372.33</u>	<u>\$293,507.28</u>	<u>\$297,183.00</u>	<u>\$279,761.69</u>	<u>\$278,840.71</u>	<u>\$345,048.27</u>	<u>\$297,024.94</u>	<u>\$297,024.94</u>

備註: 2021年6月份財務收支報告已就2012年9月至2016年5月會計師事務所入賬誤差作出調整及包括2012年至2014年之核數調整



T.L.60

HONG KONG GARDENS - BLOCK 25 豪景花園二十五座
STATEMENT OF COMPREHENSIVE INCOME 收支報告表
(FORMERLY KNOWN AS INCOME & EXPENDITURE ACCOUNT)

		Jan-21 (一月)	Feb-21 (二月)	Mar-21 (三月)	Apr-21 (四月)	May-21 (五月)	Jun-21 (六月)	Jul-21 (七月)	1-7/2021 TOTAL總計
INCOME:	收入								
MANAGEMENT FEE RECEIVED	管理費收入	\$130,460.00	\$130,460.00	\$130,460.00	\$130,460.00	\$130,460.00	\$130,460.00	\$130,460.00	\$913,220.00
LESS: SINKING FUND	減: 儲備基金	(\$6,523.00)	(\$6,523.00)	(\$6,523.00)	(\$6,523.00)	(\$6,523.00)	(\$6,523.00)	(\$6,523.00)	(\$45,661.00)
LESS: PROVISION FOR BAD DEBT - M.F.	管理費壞賬撥備	\$0.00	\$0.00	\$0.00	\$0.00	\$0.00	\$0.00	\$0.00	\$0.00
ADD: BAD DEBT (M.F.) WRITTEN BACK	收回管理費壞賬	\$0.00	\$0.00	\$0.00	\$0.00	\$0.00	\$0.00	\$0.00	\$0.00
INSURANCE AND OTHER COMPENSATION	保險及其他賠償	\$0.00	\$0.00	\$0.00	\$0.00	\$0.00	\$0.00	\$0.00	\$0.00
LEGAL FEE RECOVERED	訴訟費收入	\$0.00	\$0.00	\$0.00	\$0.00	\$0.00	\$0.00	\$0.00	\$0.00
INTEREST INCOME	利息收入	\$0.00	\$0.00	\$0.00	\$0.00	\$0.00	\$0.00	\$0.00	\$0.00
SUNDRY INCOME	什項收入	\$0.00	\$24,855.00	\$0.00	\$0.00	\$0.00	\$0.00	\$0.00	\$24,855.00
		\$123,937.00	\$148,792.00	\$123,937.00	\$123,937.00	\$123,937.00	\$123,937.00	\$123,937.00	\$892,414.00
EXPENSES:	減: 支出								
APPORTIONMENT OF GARDENS EXPENSES	公共費用之分攤	\$59,251.76	\$69,318.21	\$58,192.57	\$59,969.54	\$61,336.58	\$73,769.93	\$63,878.90	\$445,717.49
AUDITORS REMUNERATION	核數費	\$0.00	\$0.00	\$0.00	\$0.00	\$0.00	\$0.00	\$0.00	\$0.00
CONSULTING FEE	諮詢費	\$0.00	\$0.00	\$0.00	\$0.00	\$0.00	\$0.00	\$0.00	\$0.00
CLEANING EXPENSES	清潔費	\$9,370.00	\$9,370.00	\$9,370.00	\$9,370.00	\$9,370.00	\$9,370.00	\$9,370.00	\$65,590.00
DEBRIS REMOVAL CHARGES	清泥頭費	\$0.00	\$0.00	\$0.00	\$0.00	\$0.00	\$0.00	\$0.00	\$0.00
ELECTRICITY	電費	\$5,555.00	\$6,724.00	\$5,071.00	\$5,785.00	\$6,020.00	\$7,760.00	\$6,964.00	\$43,879.00
FESTIVAL DECORATION EXPENSES	節日裝飾	\$0.00	\$0.00	\$475.00	\$0.00	\$0.00	\$0.00	\$0.00	\$475.00
FURNITURE, FIXTURES & EQUIPMENT	屋苑設備	\$0.00	\$0.00	\$0.00	\$0.00	\$0.00	\$0.00	\$0.00	\$0.00
LEGAL FEE	訴訟費	\$0.00	\$0.00	\$0.00	\$0.00	\$0.00	\$0.00	\$0.00	\$0.00
MAINTENANCE, REPAIR & INSTALLATION	保養維修								
CONCRETE AND SCAFFOLDING	外牆維修及搭棚	\$0.00	\$0.00	\$0.00	\$0.00	\$0.00	\$0.00	\$0.00	\$0.00
DRAINAGE, ELECTRICALS & PUMPS	水電保養維修	\$857.85	\$1,850.00	\$160.50	\$950.00	\$20.00	\$775.33	\$22.00	\$4,635.68
SECURITY SYSTEM / SMATV. SYM	保安系統/衛星電視	\$1,780.00	\$280.00	\$280.00	\$8,730.00	\$280.00	\$280.00	\$280.00	\$11,910.00
FIRE FIGHTING SYSTEM	消防保養	\$0.00	\$0.00	\$0.00	\$0.00	\$0.00	\$700.00	\$33,000.00	\$33,700.00
LIFTS	升降機	\$7,740.00	\$7,740.00	\$7,740.00	\$7,740.00	\$7,740.00	\$7,740.00	\$7,740.00	\$54,180.00
MANAGER'S REMUNERATION 4%	管理酬金 4%	\$2,739.45	\$2,768.02	\$2,650.63	\$3,029.77	\$2,663.97	\$2,794.01	\$4,021.81	\$20,667.66
MAINTENANCE FUND 11%	維修基金 11%	\$7,533.49	\$7,612.07	\$7,289.23	\$8,331.86	\$7,325.91	\$7,683.51	\$11,059.97	\$56,836.04
PEST CONTROL	殺蟲滅鼠	\$0.00	\$0.00	\$0.00	\$0.00	\$0.00	\$0.00	\$0.00	\$0.00
PRINTING AND STATIONERY	印刷及廣告費	\$8.80	\$0.00	\$0.00	\$0.00	\$0.00	\$0.00	\$0.00	\$8.80
SECURITY GUARD SERVICE CHARGES	保安費	\$42,778.00	\$42,778.00	\$42,778.00	\$42,778.00	\$42,778.00	\$42,778.00	\$42,778.00	\$299,446.00
SUNDRY EXPENSES	什項支出	\$238.60	\$233.20	\$233.20	\$233.20	\$233.20	\$253.20	\$233.20	\$1,657.80
TELEPHONE	電話費	\$158.00	\$158.00	\$158.00	\$158.00	\$158.00	\$158.00	\$158.00	\$1,106.00
WATER FEE	水費	\$0.00	\$67.40	\$0.00	\$0.00	\$0.00	\$35.60	\$0.00	\$103.00
TOTAL EXPENSES	總支出	\$138,010.95	\$148,898.90	\$134,398.13	\$147,075.37	\$137,925.66	\$154,097.58	\$179,505.88	\$1,039,912.47
SURPLUS / (DEFICIT) FOR THE PERIOD	本期盈餘/(赤字)	(\$14,073.95)	(\$106.90)	(\$10,461.13)	(\$23,138.37)	(\$13,988.66)	(\$30,160.58)	(\$55,568.88)	(\$147,498.47)
SURPLUS / (DEFICIT) B/F	承上結存	(\$199,069.35)	(\$213,143.30)	(\$213,250.20)	(\$223,711.33)	(\$246,849.70)	(\$260,838.36)	(\$224,225.20)	(\$199,069.35)
ADJ ON SURPLUS / (DEFICIT) for Yr.2012-20	2012-20年盈餘/(赤字) 調整	\$0.00	\$0.00	\$0.00	\$0.00	\$0.00	\$66,773.74	\$0.00	\$66,773.74
ACCUM.SURPLUS / (DEFICIT) C/F	累積盈餘/(赤字)	(\$213,143.30)	(\$213,250.20)	(\$223,711.33)	(\$246,849.70)	(\$260,838.36)	(\$224,225.20)	(\$279,794.08)	(\$279,794.08)

備註: 2021年6月份財務收支報告已就2012年9月至2016年5月會計師事務所入賬誤差作出調整及包括2012年至2014年之核數調整



T.L.60
HONG KONG GARDENS - BLOCK 26 豪景花園二十六座
STATEMENT OF COMPREHENSIVE INCOME 收支報告表
(FORMERLY KNOWN AS INCOME & EXPENDITURE ACCOUNT)

		Jan-21 (一月)	Feb-21 (二月)	Mar-21 (三月)	Apr-21 (四月)	May-21 (五月)	Jun-21 (六月)	Jul-21 (七月)	1-7/2021 TOTAL總計
INCOME:	收入								
MANAGEMENT FEE RECEIVED	管理費收入	\$124,530.00	\$124,530.00	\$124,530.00	\$124,530.00	\$124,530.00	\$124,530.00	\$124,530.00	\$871,710.00
LESS: SINKING FUND	減：儲備基金	(\$6,226.50)	(\$6,226.50)	(\$6,226.50)	(\$6,226.50)	(\$6,226.50)	(\$6,226.50)	(\$6,226.50)	(\$43,585.50)
LESS: PROVISION FOR BAD DEBT - M.F.	管理費壞賬撥備	\$0.00	\$0.00	\$0.00	\$0.00	\$0.00	\$0.00	\$0.00	\$0.00
ADD: BAD DEBT (M.F.) WRITTEN BACK	收回管理費壞賬	\$0.00	\$0.00	\$0.00	\$0.00	\$0.00	\$0.00	\$0.00	\$0.00
INSURANCE AND OTHER COMPENSATION	保險及其他賠償	\$0.00	\$0.00	\$0.00	\$0.00	\$0.00	\$0.00	\$0.00	\$0.00
LEGAL FEE RECOVERED	訴訟費收入	\$0.00	\$0.00	\$0.00	\$0.00	\$0.00	\$0.00	\$0.00	\$0.00
INTEREST INCOME	利息收入	\$0.00	\$0.00	\$0.00	\$0.00	\$0.00	\$0.00	\$0.00	\$0.00
SUNDRY INCOME	什項收入	\$0.00	\$23,726.00	\$0.00	\$0.00	\$0.00	\$0.00	\$0.00	\$23,726.00
		\$118,303.50	\$142,029.50	\$118,303.50	\$118,303.50	\$118,303.50	\$118,303.50	\$118,303.50	\$851,850.50
EXPENSES:	減：支出								
APPORTIONMENT OF GARDENS EXPENSES	公共費用之分攤	\$56,558.49	\$66,167.38	\$55,547.45	\$57,243.65	\$58,548.55	\$70,416.75	\$60,975.31	\$425,457.58
AUDITORS REMUNERATION	核數費	\$0.00	\$0.00	\$0.00	\$0.00	\$0.00	\$0.00	\$0.00	\$0.00
CONSULTING FEE	諮詢費	\$0.00	\$0.00	\$0.00	\$0.00	\$0.00	\$0.00	\$0.00	\$0.00
CLEANING EXPENSES	清潔費	\$9,370.00	\$9,370.00	\$9,370.00	\$9,370.00	\$9,370.00	\$9,370.00	\$9,370.00	\$65,590.00
DEBRIS REMOVAL CHARGES	清泥頭費	\$0.00	\$0.00	\$0.00	\$0.00	\$0.00	\$0.00	\$0.00	\$0.00
ELECTRICITY	電費	\$7,029.00	\$8,048.00	\$5,707.00	\$6,486.00	\$5,980.00	\$6,958.00	\$7,068.00	\$47,276.00
FESTIVAL DECORATION EXPENSES	節日裝飾	\$0.00	\$0.00	\$475.00	\$0.00	\$0.00	\$0.00	\$0.00	\$475.00
FURNITURE, FIXTURES & EQUIPMENT	屋苑設備	\$0.00	\$0.00	\$0.00	\$0.00	\$0.00	\$0.00	\$0.00	\$0.00
LEGAL FEE	訴訟費	\$0.00	\$0.00	\$0.00	\$0.00	\$0.00	\$0.00	\$0.00	\$0.00
MAINTENANCE, REPAIR & INSTALLATION	保養維修								
CONCRETE AND SCAFFOLDING	外牆維修及搭棚	\$0.00	\$0.00	\$0.00	\$0.00	\$0.00	\$0.00	\$0.00	\$0.00
DRAINAGE, ELECTRICALS & PUMPS	水電保養維修	\$574.85	\$1,850.00	\$4,708.50	\$1,090.00	\$477.00	\$353.33	\$40.00	\$9,093.68
SECURITY SYSTEM / SMATV. SYM	保安系統/衛星電視	\$1,655.00	\$280.00	\$280.00	\$1,480.00	\$280.00	\$280.00	\$280.00	\$4,535.00
FIRE FIGHTING SYSTEM	消防保養	\$0.00	\$0.00	\$0.00	\$0.00	\$9,000.00	\$700.00	\$60,900.00	\$70,600.00
LIFTS	升降機	\$7,740.00	\$7,740.00	\$7,740.00	\$7,740.00	\$7,740.00	\$7,740.00	\$7,740.00	\$54,180.00
MANAGER'S REMUNERATION 4%	管理酬金 4%	\$2,781.65	\$2,820.64	\$2,857.56	\$2,772.98	\$3,040.22	\$2,746.22	\$5,142.26	\$22,161.53
MAINTENANCE FUND 11%	維修基金 11%	\$7,649.54	\$7,756.76	\$7,858.30	\$7,625.71	\$8,360.62	\$7,552.11	\$14,141.23	\$60,944.27
PEST CONTROL	殺蟲滅鼠	\$0.00	\$0.00	\$0.00	\$0.00	\$0.00	\$0.00	\$0.00	\$0.00
PRINTING AND STATIONERY	印刷及廣告費	\$8.40	\$0.00	\$0.00	\$0.00	\$0.00	\$0.00	\$0.00	\$8.40
SECURITY GUARD SERVICE CHARGES	保安費	\$42,778.00	\$42,778.00	\$42,778.00	\$42,778.00	\$42,778.00	\$42,778.00	\$42,778.00	\$299,446.00
SUNDRY EXPENSES	什項支出	\$228.00	\$222.60	\$222.60	\$222.60	\$222.60	\$222.60	\$222.60	\$1,563.60
TELEPHONE	電話費	\$158.00	\$158.00	\$158.00	\$158.00	\$158.00	\$158.00	\$158.00	\$1,106.00
WATER FEE	水費	\$0.00	\$69.40	\$0.00	\$0.00	\$0.00	\$95.60	\$0.00	\$165.00
TOTAL EXPENSES	總支出	\$136,530.93	\$147,260.78	\$137,702.41	\$136,966.94	\$145,954.99	\$149,370.61	\$208,815.40	\$1,062,602.06
SURPLUS / (DEFICIT) FOR THE PERIOD	本期盈餘(赤字)	(\$18,227.43)	(\$5,231.28)	(\$19,398.91)	(\$18,663.44)	(\$27,651.49)	(\$31,067.11)	(\$90,511.90)	(\$210,751.56)
SURPLUS / (DEFICIT) B/F	承上結存	(\$1,016,964.65)	(\$1,035,192.08)	(\$1,040,423.36)	(\$1,059,822.27)	(\$1,078,485.71)	(\$1,106,137.20)	(\$1,057,980.04)	(\$1,016,964.65)
ADJ ON SURPLUS / (DEFICIT) for Yr.2012-20	2012-20年盈餘(赤字) 調整	\$0.00	\$0.00	\$0.00	\$0.00	\$0.00	\$79,224.27	\$0.00	\$79,224.27
ACCUM.SURPLUS / (DEFICIT) C/F	累積盈餘(赤字)	(\$1,035,192.08)	(\$1,040,423.36)	(\$1,059,822.27)	(\$1,078,485.71)	(\$1,106,137.20)	(\$1,057,980.04)	(\$1,148,491.94)	(\$1,148,491.94)

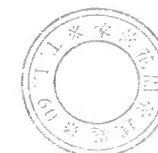
備註：2021年6月份財務收支報告已就2012年9月至2016年5月會計師事務所入賬誤差作出調整及包括2012年至2014年之核數調整



T.L.60
HONG KONG GARDENS - BLOCK 27 豪景花園二十七座
STATEMENT OF COMPREHENSIVE INCOME 收支報告表
(FORMERLY KNOWN AS INCOME & EXPENDITURE ACCOUNT)

		Jan-21 (一月)	Feb-21 (二月)	Mar-21 (三月)	Apr-21 (四月)	May-21 (五月)	Jun-21 (六月)	Jul-21 (七月)	1-7/2021 TOTAL總計
INCOME:	收入								
MANAGEMENT FEE RECEIVED	管理費收入	\$173,460.00	\$173,460.00	\$173,460.00	\$173,460.00	\$173,460.00	\$173,460.00	\$173,460.00	\$1,214,220.00
LESS: SINKING FUND	減：儲備基金	(\$8,673.00)	(\$8,673.00)	(\$8,673.00)	(\$8,673.00)	(\$8,673.00)	(\$8,673.00)	(\$8,673.00)	(\$60,711.00)
LESS: PROVISION FOR BAD DEBT - M.F.	管理費壞賬撥備	\$0.00	\$0.00	\$0.00	\$0.00	\$0.00	\$0.00	\$0.00	\$0.00
ADD: BAD DEBT (M.F.) WRITTEN BACK	收回管理費壞賬	\$0.00	\$0.00	\$0.00	\$0.00	\$0.00	\$0.00	\$0.00	\$0.00
INSURANCE AND OTHER COMPENSATION	保險及其他賠償	\$0.00	\$0.00	\$0.00	\$0.00	\$0.00	\$0.00	\$0.00	\$0.00
LEGAL FEE RECOVERED	訴訟費收入	\$0.00	\$0.00	\$0.00	\$0.00	\$0.00	\$0.00	\$0.00	\$0.00
INTEREST INCOME	利息收入	\$0.00	\$0.00	\$0.00	\$0.00	\$0.00	\$0.00	\$0.00	\$0.00
SUNDRY INCOME	什項收入	\$0.00	\$23,726.00	\$0.00	\$0.00	\$0.00	\$0.00	\$0.00	\$23,726.00
		\$164,787.00	\$188,513.00	\$164,787.00	\$164,787.00	\$164,787.00	\$164,787.00	\$164,787.00	\$1,177,235.00
EXPENSES:	減：支出								
APPORTIONMENT OF GARDENS EXPENSES	公共費用之分攤	\$56,558.49	\$66,167.38	\$55,547.45	\$57,243.65	\$58,548.55	\$70,416.75	\$60,975.31	\$425,457.58
AUDITORS REMUNERATION	核數費	\$0.00	\$0.00	\$0.00	\$0.00	\$0.00	\$0.00	\$0.00	\$0.00
CONSULTING FEE	諮詢費	\$0.00	\$0.00	\$0.00	\$0.00	\$0.00	\$0.00	\$0.00	\$0.00
CLEANING EXPENSES	清潔費	\$9,370.00	\$9,370.00	\$9,370.00	\$9,370.00	\$9,370.00	\$9,370.00	\$9,370.00	\$65,590.00
DEBRIS REMOVAL CHARGES	清泥頭費	\$0.00	\$0.00	\$0.00	\$0.00	\$0.00	\$0.00	\$0.00	\$0.00
ELECTRICITY	電費	\$6,609.00	\$8,031.00	\$7,093.00	\$8,404.00	\$8,785.00	\$10,545.00	\$9,623.00	\$59,090.00
FESTIVAL DECORATION EXPENSES	節日裝飾	\$68.00	\$0.00	\$475.00	\$0.00	\$0.00	\$0.00	\$0.00	\$543.00
FURNITURE, FIXTURES & EQUIPMENT	屋苑設備	\$0.00	\$0.00	\$0.00	\$0.00	\$0.00	\$0.00	\$0.00	\$0.00
LEGAL FEE	訴訟費	\$0.00	\$0.00	\$0.00	\$0.00	\$0.00	\$0.00	\$0.00	\$0.00
MAINTENANCE, REPAIR & INSTALLATION	保養維修								
CONCRETE AND SCAFFOLDING	外牆維修及搭棚	\$0.00	\$0.00	\$0.00	\$0.00	\$0.00	\$0.00	\$0.00	\$0.00
DRAINAGE, ELECTRICALS & PUMPS	水電保養維修	\$219.85	\$2,190.00	\$26.00	\$920.00	\$0.00	\$1,668.00	\$0.00	\$5,023.85
SECURITY SYSTEM / SMATV. SYM	保安系統/衛星電視	\$2,080.00	\$3,990.00	\$280.00	\$280.00	\$280.00	\$280.00	\$280.00	\$7,470.00
FIRE FIGHTING SYSTEM	消防保養	\$0.00	\$0.00	\$0.00	\$0.00	\$0.00	\$700.00	\$0.00	\$700.00
LIFTS	升降機	\$10,400.00	\$10,400.00	\$10,400.00	\$10,400.00	\$10,400.00	\$10,400.00	\$10,400.00	\$72,800.00
MANAGER'S REMUNERATION 4%	管理酬金 4%	\$2,876.65	\$3,111.98	\$2,831.98	\$2,901.22	\$2,879.66	\$3,068.82	\$2,913.18	\$20,583.49
MAINTENANCE FUND 11%	維修基金 11%	\$7,910.79	\$8,557.95	\$7,787.96	\$7,978.37	\$7,919.08	\$8,439.26	\$8,011.26	\$56,604.67
PEST CONTROL	殺蟲滅鼠	\$0.00	\$0.00	\$0.00	\$0.00	\$0.00	\$0.00	\$0.00	\$0.00
PRINTING AND STATIONERY	印刷及廣告費	\$8.40	\$0.00	\$0.00	\$0.00	\$0.00	\$0.00	\$0.00	\$8.40
SECURITY GUARD SERVICE CHARGES	保安費	\$42,778.00	\$42,778.00	\$42,778.00	\$42,778.00	\$42,778.00	\$42,778.00	\$42,778.00	\$299,446.00
SUNDRY EXPENSES	什項支出	\$228.00	\$222.60	\$222.60	\$222.60	\$222.60	\$222.60	\$222.60	\$1,563.60
SALARIES	薪金	\$0.00	\$0.00	\$0.00	\$0.00	\$0.00	\$0.00	\$0.00	\$0.00
MPF CONTRIBUTION	強積金	\$0.00	\$0.00	\$0.00	\$0.00	\$0.00	\$0.00	\$0.00	\$0.00
TRAVELLING	交通費	\$0.00	\$0.00	\$0.00	\$0.00	\$0.00	\$0.00	\$0.00	\$0.00
TELEPHONE	電話費	\$155.00	\$156.00	\$155.00	\$156.00	\$156.00	\$155.00	\$156.00	\$1,089.00
WATER FEE	水費	\$0.00	\$661.90	\$0.00	\$0.00	\$0.00	\$601.90	\$0.00	\$1,263.80
TOTAL EXPENSES	總支出	\$139,262.18	\$155,636.81	\$136,966.99	\$140,653.84	\$141,338.89	\$158,645.33	\$144,729.35	\$1,017,233.39
SURPLUS / (DEFICIT) FOR THE PERIOD	本期盈餘/(赤字)	\$25,524.82	\$32,876.19	\$27,820.01	\$24,133.16	\$23,448.11	\$6,141.67	\$20,057.65	\$160,001.61
SURPLUS / (DEFICIT) B/F	承上結存	\$1,058,706.39	\$1,084,231.21	\$1,117,107.40	\$1,144,927.41	\$1,169,060.57	\$1,192,508.68	\$1,280,152.77	\$1,058,706.39
ADJ ON SURPLUS / (DEFICIT) for Yr.2012-20	2012-20年盈餘/(赤字) 調整	\$0.00	\$0.00	\$0.00	\$0.00	\$0.00	\$81,502.42	\$0.00	\$81,502.42
ACCUM.SURPLUS / (DEFICIT) C/F	累積盈餘/(赤字)	\$1,084,231.21	\$1,117,107.40	\$1,144,927.41	\$1,169,060.57	\$1,192,508.68	\$1,280,152.77	\$1,300,210.42	\$1,300,210.42

備註：2021年6月份財務收支報告已就2012年9月至2016年5月會計師事務所人賬誤差作出調整及包括2012年至2014年之核數調整



T.L.60
HONG KONG GARDENS - BLOCK 28 豪景花園二十八座
STATEMENT OF COMPREHENSIVE INCOME 收支報告表
(FORMERLY KNOWN AS INCOME & EXPENDITURE ACCOUNT)

		Jan-21 (一月)	Feb-21 (二月)	Mar-21 (三月)	Apr-21 (四月)	May-21 (五月)	Jun-21 (六月)	Jul-21 (七月)	1-7/2021 TOTAL總計
INCOME:	收入								
MANAGEMENT FEE RECEIVED	管理費收入	\$165,200.00	\$165,200.00	\$165,200.00	\$165,200.00	\$165,200.00	\$165,200.00	\$165,200.00	\$1,156,400.00
LESS: SINKING FUND	減: 儲備基金	(\$8,260.00)	(\$8,260.00)	(\$8,260.00)	(\$8,260.00)	(\$8,260.00)	(\$8,260.00)	(\$8,260.00)	(\$57,820.00)
LESS: PROVISION FOR BAD DEBT - M.F.	管理費壞賬撥備	\$0.00	\$0.00	\$0.00	\$0.00	\$0.00	\$0.00	\$0.00	\$0.00
ADD: BAD DEBT (M.F.) WRITTEN BACK	收回管理費壞賬	\$0.00	\$0.00	\$0.00	\$0.00	\$0.00	\$0.00	\$0.00	\$0.00
INSURANCE AND OTHER COMPENSATION	保險及其他賠償	\$0.00	\$0.00	\$0.00	\$0.00	\$0.00	\$0.00	\$0.00	\$0.00
LEGAL FEE RECOVERED	訴訟費收入	\$0.00	\$0.00	\$0.00	\$0.00	\$0.00	\$0.00	\$0.00	\$0.00
INTEREST INCOME	利息收入	\$0.00	\$0.00	\$0.00	\$0.00	\$0.00	\$0.00	\$0.00	\$0.00
SUNDRY INCOME	什項收入	\$0.00	\$22,596.00	\$0.00	\$0.00	\$0.00	\$0.00	\$0.00	\$22,596.00
		\$156,940.00	\$179,536.00	\$156,940.00	\$156,940.00	\$156,940.00	\$156,940.00	\$156,940.00	\$1,121,176.00
EXPENSES:	減: 支出								
APPORTIONMENT OF GARDENS EXPENSES	公共費用之分攤	\$53,865.33	\$63,016.58	\$52,902.32	\$54,517.80	\$55,760.54	\$67,063.59	\$58,071.71	\$405,197.87
AUDITORS REMUNERATION	核數費	\$0.00	\$0.00	\$0.00	\$0.00	\$0.00	\$0.00	\$0.00	\$0.00
CONSULTING FEE	諮詢費	\$0.00	\$0.00	\$0.00	\$0.00	\$0.00	\$0.00	\$0.00	\$0.00
CLEANING EXPENSES	清潔費	\$9,370.00	\$9,370.00	\$9,370.00	\$9,370.00	\$9,370.00	\$9,370.00	\$9,370.00	\$65,590.00
DEBRIS REMOVAL CHARGES	清泥頭費	\$0.00	\$0.00	\$0.00	\$0.00	\$0.00	\$0.00	\$0.00	\$0.00
ELECTRICITY	電費	\$6,240.00	\$7,821.00	\$7,079.00	\$8,475.00	\$8,592.00	\$10,786.00	\$9,054.00	\$58,047.00
FESTIVAL DECORATION EXPENSES	節日裝飾	\$68.00	\$0.00	\$475.00	\$0.00	\$0.00	\$0.00	\$0.00	\$543.00
FURNITURE, FIXTURES & EQUIPMENT	屋苑設備	\$0.00	\$0.00	\$0.00	\$0.00	\$0.00	\$0.00	\$0.00	\$0.00
MAINTENANCE, REPAIR & INSTALLATION	保養維修								
CONCRETE AND SCAFFOLDING	外牆維修及搭棚	\$0.00	\$0.00	\$0.00	\$0.00	\$0.00	\$0.00	\$0.00	\$0.00
DRAINAGE, ELECTRICALS & PUMPS	水電保養維修	\$885.85	\$2,200.00	\$0.00	\$5,750.00	\$0.00	\$1,083.34	\$160.00	\$10,079.19
SECURITY SYSTEM / SMATV. SYM	保安系統/衛星電視	\$2,080.00	\$3,410.00	\$280.00	\$280.00	\$280.00	\$280.00	\$280.00	\$6,890.00
FIRE FIGHTING SYSTEM	消防保養	\$0.00	\$0.00	\$0.00	\$3,500.00	\$0.00	\$700.00	\$0.00	\$4,200.00
LIFTS	升降機	\$10,400.00	\$10,400.00	\$10,400.00	\$10,400.00	\$10,400.00	\$10,400.00	\$10,400.00	\$72,800.00
MANAGER'S REMUNERATION 4%	管理酬金 4%	\$2,888.09	\$3,057.41	\$2,838.82	\$3,242.44	\$2,871.52	\$3,032.68	\$2,896.80	\$20,827.76
MAINTENANCE FUND 11%	維修基金 11%	\$7,942.25	\$8,407.87	\$7,806.76	\$8,916.71	\$7,896.68	\$8,339.86	\$7,966.20	\$57,276.33
SECURITY GUARD SERVICE CHARGES	保安費	\$42,778.00	\$42,778.00	\$42,778.00	\$42,778.00	\$42,778.00	\$42,778.00	\$42,778.00	\$299,446.00
PEST CONTROL	殺蟲滅鼠	\$0.00	\$0.00	\$0.00	\$0.00	\$0.00	\$0.00	\$0.00	\$0.00
PRINTING AND STATIONERY	印刷及廣告費	\$8.00	\$0.00	\$0.00	\$0.00	\$0.00	\$0.00	\$0.00	\$8.00
SUNDRY EXPENSES	什項支出	\$217.40	\$212.00	\$433.50	\$352.00	\$212.00	\$212.00	\$222.00	\$1,860.90
SALARIES	薪金	\$0.00	\$0.00	\$0.00	\$0.00	\$0.00	\$0.00	\$0.00	\$0.00
MPF CONTRIBUTION	強積金	\$0.00	\$0.00	\$0.00	\$0.00	\$0.00	\$0.00	\$0.00	\$0.00
TRAVELLING	交通費	\$0.00	\$0.00	\$0.00	\$0.00	\$0.00	\$0.00	\$0.00	\$0.00
TELEPHONE	電話費	\$155.00	\$156.00	\$155.00	\$156.00	\$156.00	\$155.00	\$156.00	\$1,089.00
WATER FEE	水費	\$0.00	\$88.20	\$0.00	\$0.00	\$0.00	\$52.60	\$0.00	\$140.80
TOTAL EXPENSES	總支出	\$136,897.92	\$150,917.06	\$134,518.40	\$147,737.95	\$138,316.74	\$154,253.07	\$141,354.71	\$1,003,995.85
SURPLUS / (DEFICIT) FOR THE PERIOD	本期盈餘(赤字)	\$20,042.08	\$28,618.94	\$22,421.60	\$9,202.05	\$18,623.26	\$2,686.93	\$15,585.29	\$117,180.15
SURPLUS / (DEFICIT) B/F	承上結存	\$709,628.51	\$729,670.59	\$758,289.53	\$780,711.13	\$789,913.18	\$808,536.44	\$886,607.55	\$709,628.51
ADJ ON SURPLUS / (DEFICIT) for Yr.2012-20	2012-20年盈餘(赤字) 調整	\$0.00	\$0.00	\$0.00	\$0.00	\$0.00	\$75,384.18	\$0.00	\$75,384.18
ACCUM.SURPLUS / (DEFICIT) C/F	累積盈餘(赤字)	\$729,670.59	\$758,289.53	\$780,711.13	\$789,913.18	\$808,536.44	\$886,607.55	\$902,192.84	\$902,192.84

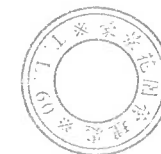
備註: 2021年6月份財務收支報告已就2012年9月至2016年5月會計師事務所入賬誤差作出調整及包括2012年至2014年之核數調整



T.L.60
HONG KONG GARDENS - CARPARK A 豪景花園車場 A
STATEMENT OF COMPREHENSIVE INCOME 收支報告表
(FORMERLY KNOWN AS INCOME & EXPENDITURE ACCOUNT)

		Jan-21 (一月)	Feb-21 (二月)	Mar-21 (三月)	Apr-21 (四月)	May-21 (五月)	Jun-21 (六月)	Jul-21 (七月)	1-7/2021 TOTAL總計
INCOME:	收入								
MANAGEMENT FEE RECEIVED	管理費收入	\$135,470.00	\$135,470.00	\$135,470.00	\$135,470.00	\$135,470.00	\$135,470.00	\$135,470.00	\$948,290.00
LESS: SINKING FUND	減：儲備基金	(\$6,773.50)	(\$6,773.50)	(\$6,773.50)	(\$6,773.50)	(\$6,773.50)	(\$6,773.50)	(\$6,773.50)	(\$47,414.50)
LESS: PROVISION FOR BAD DEBT - M.F.	管理費壞賬撥備	\$0.00	\$0.00	\$0.00	\$0.00	\$0.00	\$0.00	\$0.00	\$0.00
ADD: BAD DEBT (M.F.) WRITTEN BACK	收回管理費壞賬	\$0.00	\$0.00	\$0.00	\$0.00	\$0.00	\$0.00	\$0.00	\$0.00
INSURANCE AND OTHER COMPENSATION	保險及其他賠償	\$0.00	\$0.00	\$0.00	\$0.00	\$0.00	\$0.00	\$0.00	\$0.00
LEGAL FEE RECOVERED	訴訟費收入	\$0.00	\$0.00	\$0.00	\$0.00	\$0.00	\$0.00	\$0.00	\$0.00
INTEREST INCOME	利息收入	\$0.00	\$0.00	\$0.00	\$0.00	\$0.00	\$0.00	\$0.00	\$0.00
SUNDRY INCOME	什項收入	\$1,000.00	\$11,188.00	\$400.00	\$200.00	\$0.00	\$400.00	\$200.00	\$13,388.00
		\$129,696.50	\$139,884.50	\$129,096.50	\$128,896.50	\$128,696.50	\$129,096.50	\$128,896.50	\$914,263.50
EXPENSES:	減：支出								
APPORTIONMENT OF GARDENS EXPENSES	公共費用之分攤	\$26,670.77	\$31,201.95	\$26,194.00	\$26,993.87	\$27,609.21	\$33,205.78	\$28,753.57	\$200,629.15
AUDITORS REMUNERATION	核數費	\$0.00	\$0.00	\$0.00	\$0.00	\$0.00	\$0.00	\$0.00	\$0.00
CARPARK EQUIPMENT	車場設備	\$0.00	\$2,062.16	\$0.00	\$88.18	\$1,205.80	\$1,045.94	\$85.66	\$4,487.74
CONSULTING FEE	諮詢費	\$0.00	\$0.00	\$0.00	\$0.00	\$0.00	\$0.00	\$0.00	\$0.00
CLEANING EXPENSES	清潔費	\$15,535.50	\$15,535.50	\$15,535.50	\$15,535.50	\$15,535.50	\$15,535.50	\$15,535.50	\$108,748.50
DEBRIS REMOVAL CHARGES	清泥頭費	\$0.00	\$0.00	\$0.00	\$0.00	\$0.00	\$0.00	\$0.00	\$0.00
ELECTRICITY	電費	\$15,531.00	\$17,158.00	\$15,015.00	\$17,310.00	\$16,543.00	\$17,802.00	\$16,471.00	\$115,830.00
LEGAL FEE	訴訟費	\$0.00	\$0.00	\$0.00	\$0.00	\$0.00	\$0.00	\$0.00	\$0.00
MAINTENANCE, REPAIR & INSTALLATION	保養維修								
CONCRETE AND SCAFFOLDING	外牆維修及搭棚	\$0.00	\$0.00	\$0.00	\$0.00	\$0.00	\$0.00	\$0.00	\$0.00
DRAINAGE, ELECTRICALS & PUMPS	水電保養維修	\$2,858.08	\$6,865.87	\$34,116.00	\$4,855.91	\$2,580.05	\$1,569.78	\$28,590.00	\$81,435.69
SECURITY SYSTEM	保安系統	\$10,375.00	\$1,375.00	\$1,375.00	\$1,375.00	\$1,375.00	\$1,375.00	\$1,375.00	\$18,625.00
FIRE FIGHTING SYSTEM	消防保養	\$2,265.00	\$0.00	\$0.00	\$2,265.00	\$2,200.00	\$1,302.33	\$2,265.00	\$10,297.33
LIFTS	升降機	\$2,650.00	\$2,650.00	\$2,650.00	\$2,650.00	\$6,250.00	\$2,940.00	\$2,650.00	\$22,440.00
MANAGER'S REMUNERATION 4%	管理酬金 4%	\$3,166.94	\$3,016.92	\$3,925.91	\$2,939.62	\$3,281.49	\$2,857.17	\$4,056.03	\$23,244.08
MAINTENANCE FUND 11%	維修基金 11%	\$8,709.07	\$8,296.53	\$10,796.24	\$8,083.94	\$9,024.11	\$7,857.21	\$11,154.08	\$63,921.18
SECURITY GUARD SERVICE CHARGES	保安費	\$23,579.00	\$23,579.00	\$23,579.00	\$23,579.00	\$23,191.40	\$23,579.00	\$23,579.00	\$164,665.40
PEST CONTROL	殺蟲滅鼠	\$0.00	\$0.00	\$0.00	\$0.00	\$0.00	\$0.00	\$0.00	\$0.00
PRINTING AND STATIONERY	印刷及廣告費	\$0.00	\$0.00	\$0.00	\$0.00	\$98.26	\$0.00	\$0.00	\$98.26
STAFF COST ALLOCATION	人力成本調配	\$5,064.06	\$5,064.06	\$5,064.06	\$5,064.06	\$5,064.06	\$5,064.06	\$5,064.06	\$35,448.42
SUNDRY EXPENSES	什項支出	\$548.00	\$0.00	\$45.35	\$0.00	\$7,200.00	\$10.00	\$5,013.75	\$12,817.10
TELEPHONE	電話費	\$767.75	\$767.75	\$767.75	\$767.75	\$794.25	\$870.00	\$771.75	\$5,507.00
WATER FEE	水費	\$0.00	\$365.70	\$0.00	\$0.00	\$0.00	\$335.60	\$0.00	\$701.30
TOTAL EXPENSES	總支出	\$117,720.17	\$117,938.44	\$139,063.81	\$111,507.83	\$121,952.13	\$115,349.37	\$145,364.40	\$868,896.15
SURPLUS / (DEFICIT) FOR THE PERIOD	本期盈餘/(赤字)	\$11,976.33	\$21,946.06	(\$9,967.31)	\$17,388.67	\$6,744.37	\$13,747.13	(\$16,467.90)	\$45,367.35
SURPLUS / (DEFICIT) B/F	承上結存	\$4,829,287.58	\$4,841,263.91	\$4,863,209.97	\$4,853,242.66	\$4,870,631.33	\$4,877,375.70	\$5,047,265.04	\$4,829,287.58
ADJ ON SURPLUS / (DEFICIT) for Yr.2012-20	2012-20年盈餘/(赤字) 調整	\$0.00	\$0.00	\$0.00	\$0.00	\$0.00	\$156,142.21	\$0.00	\$156,142.21
ACCUM.SURPLUS / (DEFICIT) C/F	累積盈餘/(赤字)	\$4,841,263.91	\$4,863,209.97	\$4,853,242.66	\$4,870,631.33	\$4,877,375.70	\$5,047,265.04	\$5,030,797.14	\$5,030,797.14

備註：2021年6月份財務收支報告已就2012年9月至2016年5月會計師事務所入賬誤差作出調整及包括2012年至2014年之核數調整



T.L.60

HONG KONG GARDENS - CARPARK B 豪景花園車場 B
STATEMENT OF COMPREHENSIVE INCOME 收支報告表
(FORMERLY KNOWN AS INCOME & EXPENDITURE ACCOUNT)

		Jan-21 (一月)	Feb-21 (二月)	Mar-21 (三月)	Apr-21 (四月)	May-21 (五月)	Jun-21 (六月)	Jul-21 (七月)	1-7/2021 TOTAL總計
INCOME:	收入								
MANAGEMENT FEE RECEIVED	管理費收入	\$108,300.00	\$108,300.00	\$108,300.00	\$108,300.00	\$108,300.00	\$108,300.00	\$108,300.00	\$758,100.00
LESS: SINKING FUND	減: 儲備基金	(\$5,415.00)	(\$5,415.00)	(\$5,415.00)	(\$5,415.00)	(\$5,415.00)	(\$5,415.00)	(\$5,415.00)	(\$37,905.00)
LESS: PROVISION FOR BAD DEBT - M.F.	管理費壞賬撥備	\$0.00	\$0.00	\$0.00	\$0.00	\$0.00	\$0.00	\$0.00	\$0.00
ADD: BAD DEBT (M.F.) WRITTEN BACK	收回管理費壞賬	\$0.00	\$0.00	\$0.00	\$0.00	\$0.00	\$0.00	\$0.00	\$0.00
INSURANCE AND OTHER COMPENSATION	保險及其他賠償	\$0.00	\$0.00	\$0.00	\$0.00	\$0.00	\$0.00	\$0.00	\$0.00
LEGAL FEE RECOVERED	訴訟費收入	\$0.00	\$0.00	\$0.00	\$0.00	\$0.00	\$0.00	\$0.00	\$0.00
INTEREST INCOME	利息收入	\$0.00	\$0.00	\$0.00	\$0.00	\$0.00	\$0.00	\$0.00	\$0.00
SUNDRY INCOME	什項收入	\$200.00	\$9,344.00	\$200.00	\$200.00	\$0.00	\$200.00	\$600.00	\$10,744.00
		\$103,085.00	\$112,229.00	\$103,085.00	\$103,085.00	\$102,885.00	\$103,085.00	\$103,485.00	\$730,939.00
EXPENSES:	減: 支出								
APPORTIONMENT OF GARDENS EXPENSES	公共費用之分攤	\$21,321.65	\$24,944.05	\$20,940.51	\$21,579.95	\$22,071.88	\$26,546.00	\$22,986.72	\$160,390.76
AUDITORS REMUNERATION	核數費	\$0.00	\$0.00	\$0.00	\$0.00	\$0.00	\$0.00	\$0.00	\$0.00
CARPARK EQUIPMENT	車場設備	\$0.00	\$1,648.57	\$0.00	\$70.49	\$963.96	\$836.16	\$68.48	\$3,587.66
CONSULTING FEE	諮詢費	\$0.00	\$0.00	\$0.00	\$0.00	\$0.00	\$0.00	\$0.00	\$0.00
CLEANING EXPENSES	清潔費	\$15,535.50	\$15,535.50	\$15,535.50	\$15,535.50	\$15,535.50	\$15,535.50	\$15,535.50	\$108,748.50
DEBRIS REMOVAL CHARGES	清泥頭費	\$0.00	\$0.00	\$0.00	\$0.00	\$0.00	\$0.00	\$0.00	\$0.00
ELECTRICITY	電費	\$17,802.00	\$16,153.00	\$10,417.00	\$12,405.00	\$11,703.00	\$19,842.00	\$19,922.00	\$108,244.00
MAINTENANCE, REPAIR & INSTALLATION	保養維修								
CONCRETE AND SCAFFOLDING	外牆維修及搭棚	\$0.00	\$0.00	\$0.00	\$0.00	\$0.00	\$0.00	\$0.00	\$0.00
DRAINAGE, ELECTRICALS & PUMPS	水電保養維修	\$2,137.42	\$6,159.35	\$78.00	\$2,708.40	\$5,500.89	\$1,702.57	\$28.00	\$18,314.63
SECURITY SYSTEM	保安系統	\$6,775.00	\$1,375.00	\$1,375.00	\$1,375.00	\$1,375.00	\$1,375.00	\$1,375.00	\$15,025.00
FIRE FIGHTING SYSTEM	消防保養	\$0.00	\$0.00	\$0.00	\$0.00	\$0.00	\$1,241.70	\$0.00	\$1,241.70
MANAGER'S REMUNERATION 4%	管理酬金 4%	\$2,837.00	\$2,770.66	\$2,233.48	\$2,427.10	\$2,527.64	\$2,761.61	\$2,613.68	\$18,171.17
MAINTENANCE FUND 11%	維修基金 11%	\$7,801.76	\$7,619.32	\$6,142.06	\$6,674.53	\$6,951.01	\$7,594.44	\$7,187.61	\$49,970.73
SECURITY GUARD SERVICE CHARGES	保安費	\$23,579.00	\$23,579.00	\$23,579.00	\$23,579.00	\$23,191.40	\$23,579.00	\$23,579.00	\$164,665.40
PEST CONTROL	殺蟲滅鼠	\$0.00	\$0.00	\$0.00	\$0.00	\$0.00	\$0.00	\$0.00	\$0.00
PRINTING AND STATIONERY	印刷及廣告費	\$0.00	\$0.00	\$0.00	\$0.00	\$78.55	\$0.00	\$0.00	\$78.55
STAFF COST ALLOCATION	人力成本調配	\$4,048.41	\$4,048.41	\$4,048.41	\$4,048.41	\$4,048.41	\$4,048.41	\$4,048.41	\$28,338.87
SUNDRY EXPENSES	什項支出	\$280.00	\$0.00	\$36.25	\$10.00	\$0.00	\$10.00	\$13.75	\$350.00
TELEPHONE	電話費	\$767.75	\$767.75	\$767.75	\$767.75	\$794.25	\$870.00	\$771.75	\$5,507.00
WATER FEE	水費	\$0.00	\$0.00	\$0.00	\$178.00	\$0.00	\$0.00	\$0.00	\$178.00
TOTAL EXPENSES	總支出	\$102,885.49	\$104,600.61	\$85,152.96	\$91,359.13	\$94,741.49	\$105,942.39	\$98,129.90	\$682,811.97
SURPLUS / (DEFICIT) FOR THE PERIOD	本期盈餘/(赤字)	\$199.51	\$7,628.39	\$17,932.04	\$11,725.87	\$8,143.51	(\$2,857.39)	\$5,355.10	\$48,127.03
SURPLUS / (DEFICIT) B/F	承上結存	\$3,439,029.20	\$3,439,228.71	\$3,446,857.10	\$3,464,789.14	\$3,476,515.01	\$3,484,658.52	\$3,595,120.93	\$3,439,029.20
ADJ ON SURPLUS / (DEFICIT) for Yr.2012-20	2012-20年盈餘/(赤字) 調整	\$0.00	\$0.00	\$0.00	\$0.00	\$0.00	\$113,319.80	\$0.00	\$113,319.80
ACCUM.SURPLUS / (DEFICIT) C/F	累積盈餘/(赤字)	\$3,439,228.71	\$3,446,857.10	\$3,464,789.14	\$3,476,515.01	\$3,484,658.52	\$3,595,120.93	\$3,600,476.03	\$3,600,476.03

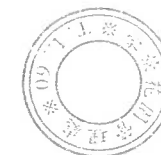
備註: 2021年6月份財務收支報告已就2012年9月至2016年5月會計師事務所入賬誤差作出調整及包括2012年至2014年之核數調整



T.L.60
HONG KONG GARDENS - CARPARK C 豪景花園車場 C
STATEMENT OF COMPREHENSIVE INCOME 收支報告表
(FORMERLY KNOWN AS INCOME & EXPENDITURE ACCOUNT)

		Jan-21 (一月)	Feb-21 (二月)	Mar-21 (三月)	Apr-21 (四月)	May-21 (五月)	Jun-21 (六月)	Jul-21 (七月)	1-7/2021 TOTAL總計
INCOME:	收入								
MANAGEMENT FEE RECEIVED	管理費收入	\$137,361.00	\$137,361.00	\$137,361.00	\$137,361.00	\$137,361.00	\$137,361.00	\$137,361.00	\$961,527.00
LESS: SINKING FUND	減：儲備基金	(\$6,868.05)	(\$6,868.05)	(\$6,868.05)	(\$6,868.05)	(\$6,868.05)	(\$6,868.05)	(\$6,868.05)	(\$48,076.35)
LESS: PROVISION FOR BAD DEBT - M.F.	管理費壞賬撥備	\$0.00	\$0.00	\$0.00	\$0.00	\$0.00	\$0.00	\$0.00	\$0.00
INSURANCE AND OTHER COMPENSATION	保險及其他賠償	\$0.00	\$3,000.00	\$0.00	\$0.00	\$300.00	\$0.00	\$0.00	\$3,300.00
LEGAL FEE RECOVERED	訴訟費收入	\$0.00	\$0.00	\$0.00	\$0.00	\$0.00	\$0.00	\$0.00	\$0.00
INTEREST INCOME	利息收入	\$0.00	\$0.00	\$0.00	\$0.00	\$0.00	\$0.00	\$0.00	\$0.00
SUNDRY INCOME	什項收入	\$1,000.00	\$11,015.00	\$400.00	\$600.00	\$400.00	\$600.00	\$600.00	\$14,615.00
		\$131,492.95	\$144,507.95	\$130,892.95	\$131,092.95	\$131,192.95	\$131,092.95	\$131,092.95	\$931,365.65
EXPENSES:	減：支出								
APPORTIONMENT OF GARDENS EXPENSES	公共費用之分攤	\$24,351.57	\$28,488.74	\$23,916.26	\$24,646.57	\$25,208.40	\$30,318.32	\$26,253.26	\$183,183.12
AUDITORS REMUNERATION	核數費	\$0.00	\$0.00	\$0.00	\$0.00	\$0.00	\$0.00	\$0.00	\$0.00
CARPARK EQUIPMENT	車場設備	\$0.00	\$1,882.84	\$0.00	\$80.51	\$1,100.94	\$954.99	\$78.21	\$4,097.49
CONSULTING FEE	查詢費	\$0.00	\$0.00	\$0.00	\$0.00	\$0.00	\$0.00	\$0.00	\$0.00
CLEANING EXPENSES	清潔費	\$15,535.50	\$15,535.50	\$15,535.50	\$15,535.50	\$15,535.50	\$15,535.50	\$15,535.50	\$108,748.50
DEBRIS REMOVAL CHARGES	清泥頭費	\$0.00	\$0.00	\$0.00	\$0.00	\$0.00	\$0.00	\$0.00	\$0.00
ELECTRICITY	電費	\$14,562.00	\$17,496.00	\$13,455.00	\$15,881.00	\$14,523.00	\$17,280.00	\$14,553.00	\$107,750.00
LEGAL FEE	訴訟費	\$0.00	\$0.00	\$0.00	\$0.00	\$0.00	\$0.00	\$0.00	\$0.00
MAINTENANCE, REPAIR & INSTALLATION	保養維修								
CONCRETE AND SCAFFOLDING	外牆維修及搭棚	\$0.00	\$0.00	\$0.00	\$0.00	\$0.00	\$0.00	\$0.00	\$0.00
DRAINAGE, ELECTRICALS & PUMPS	水電保養維修	\$2,411.46	\$6,478.84	\$26.00	\$3,019.26	\$1,250.79	\$1,694.01	\$56.00	\$14,936.36
SECURITY SYSTEM	保安系統	\$7,675.00	\$4,375.00	\$1,375.00	\$1,375.00	\$1,375.00	\$1,375.00	\$1,375.00	\$18,925.00
FIRE FIGHTING SYSTEM	消防保養	\$0.00	\$0.00	\$0.00	\$0.00	\$0.00	\$1,276.04	\$0.00	\$1,276.04
MANAGER'S REMUNERATION 4%	管理酬金 4%	\$2,781.78	\$2,989.55	\$2,376.13	\$2,655.67	\$2,814.88	\$2,687.93	\$2,423.44	\$18,729.38
MAINTENANCE FUND 11%	維修基金 11%	\$7,649.89	\$8,221.25	\$6,534.37	\$7,303.09	\$7,740.91	\$7,391.81	\$6,664.45	\$51,505.77
SECURITY GUARD SERVICE CHARGES	保安費	\$23,579.00	\$23,579.00	\$23,579.00	\$23,579.00	\$23,579.00	\$23,579.00	\$23,579.00	\$165,053.00
PEST CONTROL	殺蟲滅鼠	\$0.00	\$0.00	\$0.00	\$0.00	\$0.00	\$0.00	\$0.00	\$0.00
PRINTING AND STATIONERY	印刷及廣告費	\$0.00	\$0.00	\$0.00	\$0.00	\$89.71	\$0.00	\$0.00	\$89.71
STAFF COST ALLOCATION	人力成本調配	\$4,623.71	\$4,623.71	\$4,623.71	\$4,623.71	\$4,623.71	\$4,623.71	\$4,623.71	\$32,365.97
SUNDRY EXPENSES	什項支出	\$390.00	\$0.00	\$41.41	\$0.00	\$7,500.00	\$10.00	\$13.75	\$7,955.16
TELEPHONE	電話費	\$767.75	\$767.75	\$767.75	\$767.75	\$794.25	\$870.00	\$771.75	\$5,507.00
WATER FEE	水費	\$0.00	\$0.00	\$0.00	\$1,530.00	\$0.00	\$0.00	\$0.00	\$1,530.00
TOTAL EXPENSES	總支出	\$104,327.66	\$114,438.18	\$92,230.13	\$100,997.06	\$106,136.09	\$107,596.31	\$95,927.07	\$721,652.50
SURPLUS / (DEFICIT) FOR THE PERIOD	本期盈餘(赤字)	\$27,165.29	\$30,069.77	\$38,662.82	\$30,095.89	\$25,056.86	\$23,496.64	\$35,165.88	\$209,713.15
SURPLUS / (DEFICIT) B/F	承上結存	\$1,652,954.23	\$1,680,119.52	\$1,710,189.29	\$1,748,852.11	\$1,778,948.00	\$1,804,004.86	\$1,960,758.85	\$1,652,954.23
ADJ ON SURPLUS / (DEFICIT) for Yr.2012-20	2012-20年盈餘(赤字) 調整	\$0.00	\$0.00	\$0.00	\$0.00	\$0.00	\$133,257.35	\$0.00	\$133,257.35
ACCUM.SURPLUS / (DEFICIT) C/F	累積盈餘(赤字)	\$1,680,119.52	\$1,710,189.29	\$1,748,852.11	\$1,778,948.00	\$1,804,004.86	\$1,960,758.85	\$1,995,924.73	\$1,995,924.73

備註：2021年6月份財務收支報告已就2012年9月至2016年5月會計師事務所入賬誤差作出調整及包括2012年至2014年之核數調整

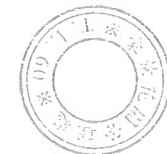


T.L.60

HONG KONG GARDENS - CARPARK D 豪景花園車場 D
STATEMENT OF COMPREHENSIVE INCOME 收支報告表
(FORMERLY KNOWN AS INCOME & EXPENDITURE ACCOUNT)

		Jan-21 (一月)	Feb-21 (二月)	Mar-21 (三月)	Apr-21 (四月)	May-21 (五月)	Jun-21 (六月)	Jul-21 (七月)	1-7/2021 TOTAL總計
INCOME:	收入								
MANAGEMENT FEE RECEIVED	管理費收入	\$145,152.00	\$145,152.00	\$145,152.00	\$145,152.00	\$145,152.00	\$145,152.00	\$145,152.00	\$1,016,064.00
LESS: SINKING FUND	減：儲備基金	(\$7,257.60)	(\$7,257.60)	(\$7,257.60)	(\$7,257.60)	(\$7,257.60)	(\$7,257.60)	(\$7,257.60)	(\$50,803.20)
LESS: PROVISION FOR BAD DEBT - M.F.	管理費撥備	\$0.00	\$0.00	\$0.00	\$0.00	\$0.00	\$0.00	\$0.00	\$0.00
ADD: BAD DEBT (M.F.) WRITTEN BACK	收回管理費撥備	\$0.00	\$0.00	\$0.00	\$0.00	\$0.00	\$0.00	\$0.00	\$0.00
INSURANCE AND OTHER COMPENSATION	保險及其他賠償	\$0.00	\$0.00	\$0.00	\$0.00	\$0.00	\$0.00	\$0.00	\$0.00
LEGAL FEE RECOVERED	訴訟費收入	\$0.00	\$0.00	\$0.00	\$0.00	\$0.00	\$0.00	\$0.00	\$0.00
INTEREST INCOME	利息收入	\$0.00	\$0.00	\$0.00	\$0.00	\$0.00	\$0.00	\$0.00	\$0.00
SUNDRY INCOME	什項收入	\$400.00	\$14,060.00	\$400.00	\$800.00	\$1,200.00	\$1,000.00	\$600.00	\$18,460.00
		<u>\$138,294.40</u>	<u>\$151,954.40</u>	<u>\$138,294.40</u>	<u>\$138,694.40</u>	<u>\$139,094.40</u>	<u>\$138,894.40</u>	<u>\$138,494.40</u>	<u>\$983,720.80</u>
EXPENSES:	減：支出								
APPORTIONMENT OF GARDENS EXPENSES	公共費用之分攤	\$33,516.14	\$39,210.30	\$32,917.01	\$33,922.16	\$34,695.44	\$41,728.44	\$36,133.52	\$252,123.01
AUDITORS REMUNERATION	核數費	\$0.00	\$0.00	\$0.00	\$0.00	\$0.00	\$0.00	\$0.00	\$0.00
CARPARK EQUIPMENT	車場設備	\$0.00	\$2,591.43	\$0.00	\$110.82	\$1,515.25	\$1,314.40	\$107.65	\$5,639.55
CONSULTING FEE	諮詢費	\$0.00	\$0.00	\$0.00	\$0.00	\$0.00	\$0.00	\$0.00	\$0.00
CLEANING EXPENSES	清潔費	\$15,535.50	\$15,535.50	\$15,535.50	\$15,535.50	\$15,535.50	\$15,535.50	\$15,535.50	\$108,748.50
DEBRIS REMOVAL CHARGES	清泥頭費	\$0.00	\$0.00	\$0.00	\$0.00	\$0.00	\$0.00	\$0.00	\$0.00
ELECTRICITY	電費	\$11,167.00	\$13,387.00	\$10,263.00	\$11,665.00	\$11,136.00	\$12,569.00	\$11,407.00	\$81,594.00
LEGAL FEE	訴訟費	\$0.00	\$0.00	\$0.00	\$0.00	\$0.00	\$0.00	\$0.00	\$0.00
MAINTENANCE, REPAIR & INSTALLATION	保養維修								
CONCRETE AND SCAFFOLDING	外牆維修及搭棚	\$0.00	\$0.00	\$0.00	\$0.00	\$0.00	\$0.00	\$0.00	\$0.00
DRAINAGE, ELECTRICALS & PUMPS	水電保養維修	\$3,351.00	\$9,337.94	\$40.00	\$3,737.43	\$1,287.66	\$2,218.64	\$0.00	\$19,972.67
SECURITY SYSTEM	保安系統	\$8,575.00	\$1,375.00	\$1,375.00	\$1,375.00	\$1,375.00	\$1,375.00	\$1,375.00	\$16,825.00
FIRE FIGHTING SYSTEM	消防保養	\$0.00	\$0.00	\$0.00	\$2,200.00	\$0.00	\$1,379.93	\$3,000.00	\$6,579.93
MANAGER'S REMUNERATION 4%	管理酬金 4%	\$2,785.00	\$2,917.50	\$2,319.24	\$3,036.74	\$2,468.40	\$2,608.61	\$2,486.14	\$18,621.63
MAINTENANCE FUND 11%	維修基金 11%	\$7,658.76	\$8,023.12	\$6,377.92	\$8,351.04	\$6,788.10	\$7,173.68	\$6,836.88	\$51,209.50
SECURITY GUARD SERVICE CHARGES	保安費	\$23,579.00	\$23,579.00	\$23,579.00	\$23,579.00	\$23,579.00	\$23,579.00	\$23,579.00	\$165,053.00
PEST CONTROL	殺蟲滅鼠	\$0.00	\$0.00	\$0.00	\$0.00	\$0.00	\$0.00	\$0.00	\$0.00
PRINTING AND STATIONERY	印刷及廣告費	\$0.00	\$0.00	\$0.00	\$0.00	\$123.48	\$0.00	\$0.00	\$123.48
STAFF COST ALLOCATION	人力成本調配	\$6,363.82	\$6,363.82	\$6,363.82	\$6,363.82	\$6,363.82	\$6,363.82	\$6,363.82	\$44,546.74
SUNDRY EXPENSES	什項支出	\$286.00	\$0.00	\$56.99	\$10,030.00	\$0.00	\$10.00	\$13.75	\$10,396.74
TELEPHONE	電話費	\$767.75	\$767.75	\$767.75	\$767.75	\$794.25	\$870.00	\$771.75	\$5,507.00
WATER FEE	水費	\$0.00	\$0.00	\$0.00	\$554.20	\$0.00	\$0.00	\$0.00	\$554.20
TOTAL EXPENSES	總支出	<u>\$113,584.97</u>	<u>\$123,088.36</u>	<u>\$99,595.23</u>	<u>\$121,228.46</u>	<u>\$105,661.90</u>	<u>\$116,726.02</u>	<u>\$107,610.01</u>	<u>\$787,494.95</u>
SURPLUS / (DEFICIT) FOR THE PERIOD	本期盈餘/(赤字)	\$24,709.43	\$28,866.04	\$38,699.17	\$17,465.94	\$33,432.50	\$22,168.38	\$30,884.39	\$196,225.85
SURPLUS / (DEFICIT) B/F	承上結存	\$1,866,254.51	\$1,890,963.94	\$1,919,829.98	\$1,958,529.15	\$1,975,995.09	\$2,009,427.59	\$2,118,785.44	\$1,866,254.51
ADJ ON SURPLUS / (DEFICIT) for Yr.2012-20	2012-20年盈餘/(赤字) 調整	\$0.00	\$0.00	\$0.00	\$0.00	\$0.00	\$87,189.47	\$0.00	\$87,189.47
ACCUM.SURPLUS / (DEFICIT) C/F	累積盈餘/(赤字)	<u>\$1,890,963.94</u>	<u>\$1,919,829.98</u>	<u>\$1,958,529.15</u>	<u>\$1,975,995.09</u>	<u>\$2,009,427.59</u>	<u>\$2,118,785.44</u>	<u>\$2,149,669.83</u>	<u>\$2,149,669.83</u>

備註：2021年6月份財務收支報告已就2012年9月至2016年5月會計師事務所入賬誤差作出調整及包括2012年至2014年之核數調整



T.L.60
H. K. GARDEN - COMMERCIAL COMPLEX 豪景花園 - 商場
STATEMENT OF COMPREHENSIVE INCOME 收支報告表
(FORMERLY KNOWN AS INCOME & EXPENDITURE ACCOUNT)

		Jan-21 (一月)	Feb-21 (二月)	Mar-21 (三月)	Apr-21 (四月)	May-21 (五月)	Jun-21 (六月)	Jul-21 (七月)	1-7/2021 TOTAL總計
INCOME:	收入								
MANAGEMENT FEE RECEIVED	管理費收入	\$177,606.00	\$177,606.00	\$177,606.00	\$177,606.00	\$177,606.00	\$177,606.00	\$177,606.00	\$1,243,242.00
LESS: SINKING FUND	減: 儲備基金	(\$8,880.30)	(\$8,880.30)	(\$8,880.30)	(\$8,880.30)	(\$8,880.30)	(\$8,880.30)	(\$8,880.30)	(\$62,162.10)
TELECOM STATION INCOME	電訊台收入	\$89,250.00	\$89,250.00	\$89,250.00	\$89,250.00	\$77,290.00	\$63,500.00	\$91,440.00	\$589,230.00
LESS: PROPERTY TAX OF TELECOM	減: 電訊物業稅	\$0.00	\$0.00	\$0.00	\$0.00	\$0.00	\$0.00	\$0.00	\$0.00
INSURANCE AND OTHER COMPENSATION	保險及其他賠償	\$0.00	\$0.00	\$0.00	\$0.00	\$0.00	\$0.00	\$0.00	\$0.00
SUNDRY INCOME	什項收入	\$300.00	\$1,301.00	\$0.00	\$712.50	\$285.00	\$0.00	\$997.50	\$3,596.00
		<u>\$258,275.70</u>	<u>\$259,276.70</u>	<u>\$257,975.70</u>	<u>\$258,688.20</u>	<u>\$246,300.70</u>	<u>\$232,225.70</u>	<u>\$261,163.20</u>	<u>\$1,773,905.90</u>
EXPENSES:	減: 支出								
APPORTIONMENT OF GARDEN EXPENSE	公共費用之分攤	\$2,244.38	\$2,625.69	\$2,204.26	\$2,271.57	\$2,323.36	\$2,794.32	\$2,419.66	\$16,883.24
AUDITORS REMUNERATION	核數費	\$0.00	\$0.00	\$0.00	\$0.00	\$0.00	\$0.00	\$0.00	\$0.00
AIR CONDITION SYSTEM	冷氣系統	\$6,500.00	\$64,000.00	\$6,500.00	\$6,500.00	\$6,500.00	\$7,300.00	\$6,500.00	\$103,800.00
GOVERNMENT RENT/RATES	地租/差餉	\$8,055.00	\$0.00	\$0.00	\$8,001.00	\$0.00	\$0.00	\$8,001.00	\$24,057.00
CONSULTING FEE	諮詢費	\$0.00	\$0.00	\$0.00	\$0.00	\$0.00	\$0.00	\$0.00	\$0.00
CLEANING EXPENSES	清潔費	\$50,289.00	\$50,289.00	\$50,289.00	\$48,849.00	\$48,849.00	\$50,809.00	\$51,949.00	\$351,323.00
DEBRIS REMOVAL CHARGES	清泥頭費	\$0.00	\$0.00	\$0.00	\$0.00	\$0.00	\$0.00	\$0.00	\$0.00
ELECTRICITY	電費	\$29,250.75	\$28,405.23	\$27,906.75	\$30,845.24	\$29,798.75	\$30,271.24	\$32,825.75	\$209,303.71
FESTIVAL DECORATION EXPENSES	節日裝飾	\$0.00	\$0.00	\$0.00	\$0.00	\$0.00	\$0.00	\$3,000.00	\$3,000.00
FURNITURE, FIXTURES & EQUIPMENT	商場設備	\$0.00	\$0.00	\$0.00	\$0.00	\$0.00	\$0.00	\$0.00	\$0.00
GENERATOR	發電機	\$900.00	\$900.00	\$900.00	\$900.00	\$900.00	\$900.00	\$900.00	\$6,300.00
MAINTENANCE, REPAIR & INSTALLATION	保養維修								
CONCRETE AND SCAFFOLDING	外牆維修及搭棚	\$0.00	\$0.00	\$0.00	\$0.00	\$0.00	\$0.00	\$0.00	\$0.00
DRAINAGE, ELECTRICALS & PUMPS	水電保養維修	\$0.00	\$72,760.00	\$74.00	\$10,330.00	\$600.00	\$20.00	\$520.00	\$84,304.00
SECURITY SYSTEM	保安系統	\$3,600.00	\$0.00	\$0.00	\$0.00	\$0.00	\$0.00	\$0.00	\$3,600.00
FIRE FIGHTING SYSTEM	消防保養	\$2,265.00	\$0.00	\$5,000.00	\$2,265.00	\$0.00	\$0.00	\$2,265.00	\$11,795.00
LIFTS	升降機	\$23,047.00	\$23,047.00	\$23,337.00	\$23,047.00	\$34,647.00	\$23,047.00	\$23,337.00	\$173,509.00
MANAGER'S REMUNERATION 4%	管理酬金 4%	\$6,846.73	\$11,576.60	\$6,418.90	\$7,389.53	\$6,741.39	\$6,510.67	\$7,187.71	\$52,671.53
MAINTENANCE FUND 11%	維修基金 11%	\$18,828.50	\$31,835.65	\$17,651.98	\$20,321.21	\$18,538.82	\$17,904.34	\$19,766.20	\$144,846.70
PEST CONTROL	殺蟲滅鼠	\$0.00	\$0.00	\$0.00	\$0.00	\$0.00	\$0.00	\$0.00	\$0.00
PRINTING AND STATIONERY	印刷及廣告費	\$0.00	\$550.00	\$0.00	\$0.00	\$0.00	\$0.00	\$260.00	\$810.00
SECURITY GUARD SERVICE CHARGES	保安費	\$47,158.00	\$47,158.00	\$46,382.80	\$47,158.00	\$47,158.00	\$47,158.00	\$47,158.00	\$329,330.80
SUNDRY EXPENSES	什項支出	\$5.40	\$103.80	\$0.00	\$6,760.00	\$0.00	\$1,508.00	\$2,894.00	\$11,271.20
TRAVELLING	交通費	\$0.00	\$0.00	\$0.00	\$0.00	\$0.00	\$0.00	\$0.00	\$0.00
TELEPHONE	電話費	\$98.00	\$177.00	\$83.00	\$83.00	\$82.00	\$83.00	\$83.00	\$689.00
WAGES / SALARIES	薪金	\$0.00	\$0.00	\$0.00	\$0.00	\$0.00	\$0.00	\$0.00	\$0.00
MANDATORY PROVIDENT FUND	強積金	\$0.00	\$0.00	\$0.00	\$0.00	\$0.00	\$0.00	\$0.00	\$0.00
WATER FEE	水費	\$0.00	\$2,025.00	\$0.00	\$0.00	\$0.00	\$1,670.50	\$0.00	\$3,695.50
TOTAL EXPENSES	總支出	<u>\$199,087.76</u>	<u>\$335,452.97</u>	<u>\$186,747.69</u>	<u>\$214,720.55</u>	<u>\$196,138.32</u>	<u>\$189,976.07</u>	<u>\$209,066.32</u>	<u>\$1,531,189.68</u>
SURPLUS / (DEFICIT) FOR THE PERIOD	本期盈餘(赤字)	\$59,187.94	(\$76,176.27)	\$71,228.01	\$43,967.65	\$50,162.38	\$42,249.63	\$52,096.88	\$242,716.22
SURPLUS / (DEFICIT) B/F	承上結存	\$263,712.07	\$322,900.01	\$246,723.74	\$317,951.75	\$361,919.40	\$412,081.78	\$845,075.34	\$263,712.07
ADJ ON SURPLUS / (DEFICIT) for Yr.2012-20	2012-20年盈餘/(赤字) 調整	\$0.00	\$0.00	\$0.00	\$0.00	\$0.00	\$390,743.93	\$0.00	\$390,743.93
ACCUM.SURPLUS / (DEFICIT) C/F	累積盈餘(赤字)	<u>\$322,900.01</u>	<u>\$246,723.74</u>	<u>\$317,951.75</u>	<u>\$361,919.40</u>	<u>\$412,081.78</u>	<u>\$845,075.34</u>	<u>\$897,172.22</u>	<u>\$897,172.22</u>

備註：2021年6月份財務收支報告已就2012年9月至2016年5月會計師事務所人賬誤差作出調整及包括2012年至2014年之核數調整



T.L.60
HONG KONG GARDENS
COMMON AREA (ESTATE), BLK(1 - 28) & C.P.(A, B, C & D)
STATEMENT OF COMPREHENSIVE INCOME
(FORMERLY KNOWN AS INCOME & EXPENDITURE ACCOUNT)

豪景花園
全苑, 第1-28座, 車場A-D
收支報告表

		Jan-21 (一月)	Feb-21 (二月)	Mar-21 (三月)	Apr-21 (四月)	May-21 (五月)	Jun-21 (六月)	Jul-21 (七月)	1-7/2021 TOTAL總計
INCOME:	收入								
MANAGEMENT FEE RECEIVED	管理費收入	\$4,894,433.00	\$4,894,433.00	\$4,894,433.00	\$4,894,433.00	\$4,894,433.00	\$4,894,433.00	\$4,894,433.00	\$34,261,031.00
LESS: SINKING FUND	減: 儲備基金	(\$244,721.65)	(\$244,721.65)	(\$244,721.65)	(\$244,721.65)	(\$244,721.65)	(\$244,721.65)	(\$244,721.65)	(\$1,713,051.55)
TENNIS & SQUASH COURT INCOME	網球、壁球場收入	\$0.00	\$1,860.00	\$15,895.00	\$16,000.00	\$18,530.00	\$14,960.00	\$19,265.00	\$86,510.00
SWIMMING POOL INCOME	泳池收入	(\$30.00)	\$0.00	\$0.00	\$0.00	\$27,146.00	\$44,723.00	\$48,645.00	\$120,484.00
TELECOM STATION INCOME	電訊台收入	\$15,000.00	\$15,000.00	\$15,000.00	\$15,000.00	\$15,000.00	\$15,000.00	\$15,000.00	\$105,000.00
LESS: PROPERTY TAX OF TELECOM	減: 電訊物業稅	\$0.00	\$0.00	\$0.00	\$0.00	\$0.00	\$0.00	\$0.00	\$0.00
INSURANCE AND OTHER COMPENSATION	保險及其他賠償	\$3,000.00	\$46,790.00	\$0.00	\$38,000.00	\$1,070.00	\$0.00	\$500.00	\$89,360.00
BANK INTEREST RECEIVED	銀行利息收入	\$0.00	\$357.05	\$830.50	\$499.63	\$566.61	\$602.10	\$675.85	\$3,531.74
INTEREST RECEIVED	利息收入	\$0.00	\$0.00	\$0.00	\$0.00	\$0.00	\$0.00	\$0.00	\$0.00
SUNDRY INCOME	什項收入	\$15,115.54	\$831,877.00	\$23,599.95	\$19,782.90	\$23,007.40	\$21,084.90	\$28,014.40	\$962,482.09
		\$4,682,796.89	\$5,545,595.40	\$4,705,036.80	\$4,738,993.88	\$4,735,031.36	\$4,746,081.35	\$4,761,811.60	\$33,915,347.28
AUDITORS REMUNERATION	核數費	\$0.00	\$0.00	\$0.00	\$0.00	\$0.00	\$0.00	\$0.00	\$0.00
BANK CHARGES	銀行費用	\$4,199.10	\$4,078.40	\$4,750.80	\$4,629.50	\$4,810.20	\$5,064.40	\$6,759.90	\$34,292.30
CARPARK EQUIPMENT	車場設備	\$0.00	\$8,185.00	\$0.00	\$350.00	\$4,785.95	\$4,151.49	\$340.00	\$17,812.44
COMMITTEE'S EXPENSES	業主會開支費用	\$0.00	\$0.00	\$0.00	\$0.00	\$0.00	\$21,521.00	\$52,112.20	\$73,633.20
GOVERNMENT RENT/RATES	地租/差餉	\$900.00	\$0.00	\$0.00	\$900.00	\$0.00	\$0.00	\$900.00	\$2,700.00
CLEANING EXPENSES	清潔費	\$678,883.00	\$674,851.00	\$678,883.00	\$683,756.55	\$691,206.96	\$677,875.00	\$690,233.00	\$4,775,688.51
CONSULTING FEE	諮詢費	\$0.00	\$0.00	\$0.00	\$0.00	\$0.00	\$0.00	\$0.00	\$0.00
DEBRIS REMOVAL CHG.	清泥頭費	\$0.00	\$0.00	\$0.00	\$0.00	\$0.00	\$0.00	\$0.00	\$0.00
ELECTRICITY	電費	\$269,860.25	\$307,273.77	\$253,527.25	\$294,186.76	\$290,786.25	\$356,023.76	\$333,954.25	\$2,105,612.29
FESTIVAL DECORATION EXPENSES	節日裝飾	\$328.00	\$120.00	\$18,675.00	\$0.00	\$0.00	\$0.00	\$0.00	\$19,123.00
FURNITURE, FIXTURES & EQUIPMENT	屋苑設備	\$0.00	\$0.00	\$0.00	\$0.00	\$0.00	\$0.00	\$0.00	\$0.00
DEPRECIATION	折舊	\$0.00	\$0.00	\$0.00	\$0.00	\$0.00	\$0.00	\$0.00	\$0.00
GARDENING EXPENSES	園藝種植	\$8,499.00	\$13,088.00	\$14,458.60	\$27,592.00	\$19,494.00	\$13,959.00	\$68,983.00	\$166,073.60
INSURANCE	保險費	\$0.00	\$0.00	\$0.00	\$0.00	\$192.47	\$0.00	\$0.00	\$192.47
LEGAL FEE	訴訟費	\$1,106.00	\$1,104.00	\$1,104.00	\$1,954.00	\$1,104.00	\$1,104.00	\$1,104.00	\$8,580.00
MAINTENANCE, REPAIR & INSTALLATION	保養維修								
CONCRETE AND SCAFFOLDING	外牆維修及搭棚	\$0.00	\$2,300.00	\$32,305.00	\$39,402.00	\$67,450.00	\$71,385.00	\$162,630.00	\$375,472.00
DRAINAGE, ELECTRICALS & PUMPS	水電保養維修	\$58,953.08	\$135,971.90	\$103,918.90	\$129,764.39	\$52,928.70	\$104,382.69	\$86,450.07	\$672,369.73
SECURITY SYSTEM / SMATV SYM	保安系統/衛星電視	\$91,185.00	\$24,420.00	\$16,140.00	\$61,654.00	\$73,840.00	\$14,299.00	\$34,650.00	\$316,188.00
FIRE FIGHTING SYSTEM	消防保養	\$4,465.00	\$0.00	\$0.00	\$7,965.00	\$57,900.00	\$206,950.00	\$134,165.00	\$411,445.00
LIFTS	升降機	\$213,790.00	\$213,790.00	\$218,430.00	\$251,790.00	\$260,590.00	\$217,560.00	\$213,790.00	\$1,589,740.00
SWIMMING POOL EXPENSES	泳池費	\$7,500.00	\$0.00	\$0.00	\$0.00	\$48,790.00	\$72,978.00	\$85,390.00	\$214,658.00
MANAGER'S REMUNERATION 4%	管理酬金 4%	\$165,931.41	\$182,710.77	\$165,922.11	\$173,731.96	\$177,195.90	\$196,762.01	\$189,031.58	\$1,251,285.74
MAINTENANCE FUND 11%	維修基金 11%	\$243,513.39	\$248,526.21	\$244,783.50	\$260,471.63	\$261,554.20	\$269,832.87	\$282,149.22	\$1,810,831.02
PEST CONTROL	殺蟲滅鼠	\$12,290.00	\$12,290.00	\$12,570.00	\$12,290.00	\$17,390.00	\$13,130.00	\$23,713.75	\$103,673.75
PRINTING AND STATIONERY	印刷及廣告費	\$4,066.46	\$8,533.79	\$4,677.44	\$4,485.45	\$9,018.78	\$5,319.73	\$9,986.41	\$46,088.06
RENTAL EXPENSES	管理處租金	\$41,904.00	\$41,904.00	\$41,904.00	\$41,904.00	\$41,904.00	\$41,904.00	\$41,904.00	\$293,328.00
SECURITY GUARD SERVICE CHARGES	保安費	\$2,053,271.00	\$2,098,271.00	\$2,051,787.80	\$2,053,271.00	\$2,051,079.80	\$2,053,271.00	\$2,053,271.00	\$14,414,222.60
SUNDRY EXPENSES	什項支出	\$31,043.70	\$26,827.70	\$26,709.95	\$50,987.25	\$69,763.61	\$41,147.56	\$58,569.64	\$305,049.41
TELEPHONE	電話費	\$11,505.00	\$11,506.00	\$11,504.00	\$11,505.00	\$11,631.00	\$11,928.00	\$11,474.00	\$81,053.00
UNIFORM	制服費	\$84.00	\$244.00	\$0.00	\$4,744.60	\$0.00	\$0.00	\$0.00	\$5,072.60
WAGES/SALARIES	薪金	\$624,501.86	\$626,020.05	\$628,219.93	\$627,172.04	\$628,072.07	\$637,978.58	\$628,551.43	\$4,400,515.96
MANDATORY PROVIDENT FUND	強積金	\$29,949.96	\$28,556.51	\$28,488.31	\$27,827.08	\$27,160.59	\$27,218.78	\$26,858.30	\$196,059.53
WATER FEE	水費	\$0.00	\$328,434.50	\$0.00	\$5,168.40	\$0.00	\$319,900.20	\$0.00	\$653,503.10
TOTAL EXPENSES	總支出	\$4,557,729.21	\$4,999,006.60	\$4,558,759.59	\$4,777,502.61	\$4,868,648.48	\$5,385,646.07	\$5,196,970.75	\$39,729,909.38
SURPLUS / (DEFICIT) FOR THE PERIOD	本期盈餘/(赤字)	\$125,067.68	\$546,588.80	\$146,277.21	(\$38,508.73)	(\$133,617.12)	(\$639,564.72)	(\$435,159.15)	(\$5,814,562.10)
APPORTIONMENT OF GARDEN EXPENSES TO COM.COMPLEX & FIRST OWNER	屋苑公眾位置費用分配 給商場及大業主	\$62,137.06	\$72,693.71	\$61,026.29	\$62,889.80	\$64,323.41	\$77,362.21	\$66,989.53	\$467,422.01
SURPLUS / (DEFICIT) B/F	承上結存	\$6,529,654.20	\$6,716,858.94	\$7,336,141.45	\$7,543,444.95	\$7,567,826.02	\$7,498,532.31	\$7,527,752.03	\$6,529,654.20
ADJ ON SURPLUS / (DEFICIT) for Yr.2012-20	2012-20年盈餘/(赤字) 調整	\$0.00	\$0.00	\$0.00	\$0.00	\$0.00	\$591,422.23	\$0.00	\$591,422.23
ACCUM.SURPLUS / (DEFICIT) C/F	累積盈餘/(赤字)	\$6,716,858.94	\$7,336,141.45	\$7,543,444.95	\$7,567,826.02	\$7,498,532.31	\$7,527,752.03	\$7,159,582.41	\$1,773,936.34



T.L.60
HONG KONG GARDENS - ESTATE
SUPPLEMENTARY NOTES

豪景花園-全苑
備註

Jul-2021

1. Sundry Expenses	什項支出	保安公司第十年牌照年費 購買淨化空氣機2部(維修及保安用)及其他	\$14,650.00 \$21,445.64	\$36,095.64
2. Gardening Exp	園藝種植	全苑修樹及移除枯樹工程 額外清潔員服務(花王代工)及其他	\$49,800.00 \$19,183.00	\$68,983.00
3. Swimming Pool Expenses	泳池費	泳池保養費及救生員服務費 10/9/21-9/9/22 A,B及心型泳池牌照費 其他	\$72,700.00 \$10,140.00 \$2,550.00	\$85,390.00
4. Committee's Exp	業主會開支費用	點票服務,影印,郵費,照明,帳篷4個等.....材料費用		\$52,112.20

Jun-2021

1. Fire Fighting System	消防保養	藍閘地底消防閘掣及消防喉管喉管維修工程 2021年遊樂會及公眾地方消防年檢服務	\$92,680.00 \$2,500.00	\$95,180.00
2. Sundry Expenses	什項支出	中國平安-保險墊底費,21/12/20 3座路邊塌樹壓倒車輛 其他	\$10,000.00 \$15,987.66	\$25,987.66
3. Committee's Exp	業主會開支費用	五金物料:帆布,喉通,木板,膠紙,鐵線,支架等.....業主大會檔雨棚及佈置物料		\$21,521.00

May-2021

1. Swimming Pool Expenses	泳池費	心型泳池供水喉生鏽漏水用五金材料及B泳池及心池泵房系統維修 泳池保養費及救生員服務費	\$16,490.00 \$32,300.00	\$48,790.00
2. Security System	保安系統	頭閘入口更換損壞閘機 15座外圍加裝CCTV鏡頭2套 安裝車牌識別系統(電腦1部,顯示器及入口鏡頭1個)	\$18,000.00 \$8,150.00 \$26,000.00	\$52,150.00
3. Sundry Expenses	什項支出	購買淨化空氣機6部(遊樂會4部,健身室1部及管理處1部用) 其他	\$20,280.00 \$19,340.33	\$39,620.33

Apr-2021

1. Gardening Exp	園藝種植	租借夾車清理枯枝 園藝部購買安全設備 額外清潔員服務(花王代工)	\$12,000.00 \$2,488.00 \$13,104.00	\$27,592.00
2. Drainage, Electricals & Pumps	水電保養維修	五金物料:維修部及水電部購買電鑽,鋁梯 其他	\$23,880.00 \$15,362.89	\$39,242.89
3. Security System	保安系統	D車場與25-28座後巷之間外圍加裝CCTV鏡頭3個工程 25座外圍加CCTV鏡頭工程	\$12,150.00 \$12,475.00	\$24,625.00

Mar-2021

1. Drainage, Electricals & Pumps	水電保養維修	第7,8座後山斜坡維修鐵絲網圍欄 其他	\$18,000.00 \$11,815.90	\$29,815.90
----------------------------------	--------	------------------------	----------------------------	-------------



T.L.60
HONG KONG GARDENS - ESTATE
SUPPLEMENTARY NOTES

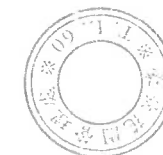
豪景花園-全苑
備註

Feb-2021

1. Insurance and Other Compensation	保險及其他賠償收入	賠償12/11/2020撞毀B車場B梯對面消防水龍頭 其他賠償2單 僱員補償: Tang. Y. W工傷日期20/7/18	\$41,000.00 \$800.00 \$1,990.00	\$43,790.00
2. Drainage, Electricals & Pumps	水電保養維修	B車場外斜路位更換損壞消防水龍頭工程 其他	\$41,000.00 \$9,229.00	\$50,229.00
3. Security Guard Service Charges	保安費	2月份保安費用 冬防及新年臨時增加保安費用	\$782,560.00 \$45,000.00	\$827,560.00

Jan-2021

1. Drainage, Electricals & Pumps	水電保養維修	圍欄, 安裝於樂悠種植區外圍及22-24座地下外圍 做鎖車架箱之膠板及五金物料 其他	\$8,757.24 \$16,742.00 \$11,360.98	\$36,860.22
2. Gardening Expenses	園藝種植	由於園藝部人手不足, 需要聘請花王代工, 以服務日數計算, 費用大約\$10,000至\$14,000		



T.L.60
HONG KONG GARDENS - BLOCK 1
SUPPLEMENTARY NOTES

豪景花園第一座
備註

May-2021

1. Lifts

升降機

升降機額外特定保養, 完工日期:29/3/21
2021年5月份升降機保養費

\$7,200.00

\$5,700.00

\$12,900.00

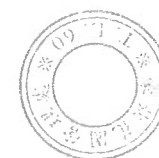
Feb-2021

1. Sundry Income

什項收入

管理公司全數回撥政府資助第二期保就業抗疫基金予豪景花園

\$22,596.00



T.L.60
HONG KONG GARDENS - BLOCK 2
SUPPLEMENTARY NOTES

豪景花園第二座
備註

May-2021

1. Lifts

升降機

升降機額外特定保養, 完工日期:29/3/21
2021年5月份升降機保養費

\$7,200.00

\$5,700.00

\$12,900.00

Feb-2021

1. Sundry Income

什項收入

管理公司全數回撥政府資助第二期保就業抗疫基金予豪景花園

\$22,596.00



T.L.60
HONG KONG GARDENS - BLOCK 3
SUPPLEMENTARY NOTES

豪景花園第三座
備註

May-2021

1. Lifts

升降機

升降機額外特定保養, 完工日期:29/3/21
2021年5月份升降機保養費

\$7,200.00

\$5,700.00

\$12,900.00

Feb-2021

1. Sundry Income

什項收入

管理公司全數回撥政府資助第二期保就業抗疫基金予豪景花園

\$22,031.00



T.L.60
HONG KONG GARDENS - BLOCK 4
SUPPLEMENTARY NOTES

豪景花園第四座
備註

May-2021

1. Lifts

升降機

升降機額外特定保養, 完工日期:29/3/21
2021年5月份升降機保養費

\$7,200.00

\$5,700.00

\$12,900.00

Feb-2021

1. Sundry Income

什項收入

管理公司全數回撥政府資助第二期保就業抗疫基金予豪景花園

\$22,031.00



T.L.60
HONG KONG GARDENS - BLOCK 5
SUPPLEMENTARY NOTES

豪景花園第五座
備註

Jun-2021

1. Fire Fighting System

消防保養

5座地底消防閘掣及消防喉管維修工程
2021年第5座消防年檢服務

\$23,260.00

\$700.00

\$23,960.00

May-2021

1. Lifts

升降機

升降機額外特定保養, 完工日期:29/3/21
2021年5月份升降機保養費

\$7,200.00

\$5,700.00

\$12,900.00

Feb-2021

1. Sundry Income

什項收入

管理公司全數回撥政府資助第二期保就業抗疫基金予豪景花園

\$27,617.00



T.L.60
HONG KONG GARDENS - BLOCK 6
SUPPLEMENTARY NOTES

豪景花園第六座
備註

Jul-2021

1. Fire Fighting System	消防保養	6座消防設備執修工程		\$29,500.00
-------------------------	------	------------	--	-------------

Jun-2021

1. Drainage, Electricals & Pumps	水電保養維修	6座地底沖廁喉管維修工程 其他	\$19,010.00 \$352.00	\$19,362.00
----------------------------------	--------	--------------------	-------------------------	-------------

2. Fire Fighting System	消防保養	6座地底消防閘掣及消防喉管維修工程 2021年第6座消防年檢服務	\$28,510.00 \$700.00	\$29,210.00
-------------------------	------	-------------------------------------	-------------------------	-------------

May-2021

1. Lifts	升降機	升降機額外特定保養, 完工日期:29/3/21 2021年5月份升降機保養費	\$7,200.00 \$5,700.00	\$12,900.00
----------	-----	---	--------------------------	-------------

Apr-2021

1. Sundry Expenses	什項支出	保險墊底費,14/9/20 06G06外牆滲水損壞睡房地板 4/2021 garbage bag	\$10,000.00 \$932.80	\$10,932.80
--------------------	------	---	-------------------------	-------------

Feb-2021

1. Sundry Income	什項收入	管理公司全數撥回撥政府資助第二期保就業抗疫基金予豪景花園		\$27,617.00
------------------	------	------------------------------	--	-------------



T.L.60
HONG KONG GARDENS - BLOCK 7
SUPPLEMENTARY NOTES

豪景花園第七座
備註

Feb-2021

1. Sundry Income

什項收入

管理公司全數回撥政府資助第二期保就業抗疫基金予豪景花園

\$37,283.00



T.L.60
HONG KONG GARDENS - BLOCK 8
SUPPLEMENTARY NOTES

豪景花園第八座
備註

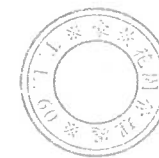
Feb-2021

1. Sundry Income

什項收入

管理公司全數回撥政府資助第二期保就業抗疫基金予豪景花園

\$37,283.00



T.L.60
HONG KONG GARDENS - BLOCK 9
SUPPLEMENTARY NOTES

豪景花園第九座
備註

Mar-2021

1. Drainage, Electricals & Pumps

水電保養維修

更換9座地下損壞2號食水三相上水泵(高福CR15-08)
其他

\$19,000.00

\$116.00

\$19,116.00

Feb-2021

1. Sundry Income

什項收入

管理公司全數回撥政府資助第二期保就業抗疫基金予豪景花園

\$37,283.00



T.L.60
HONG KONG GARDENS - BLOCK 10
SUPPLEMENTARY NOTES

豪景花園第十座
備註

Feb-2021

1. Sundry Income

什項收入

管理公司全數回撥政府資助第二期保就業抗疫基金予豪景花園

\$37,283.00



T.L.60
HONG KONG GARDENS - BLOCK 11
SUPPLEMENTARY NOTES

豪景花園第十一座
備註

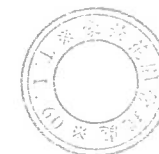
Feb-2021

1. Sundry Income

什項收入

管理公司全數撥回撥政府資助第二期保就業抗疫基金予豪景花園

\$37,283.00



T.L.60
HONG KONG GARDENS - BLOCK 12
SUPPLEMENTARY NOTES

豪景花園 第十二座
備註

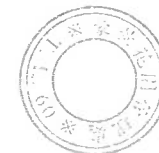
Feb-2021

1. Sundry Income

什項收入

管理公司全數回撥政府資助第二期保就業抗疫基金予豪景花園

\$37,283.00



T.L.60
HONG KONG GARDENS - BLOCK 13
SUPPLEMENTARY NOTES

豪景花園 第十三座
備註

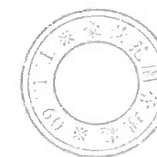
Feb-2021

1. Sundry Income

什項收入

管理公司全數回撥政府資助第二期保就業抗疫基金予豪景花園

\$15,817.00



T.L.60
HONG KONG GARDENS - BLOCK 14
SUPPLEMENTARY NOTES

豪景花園 第十四座
備註

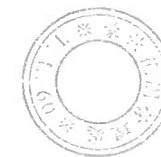
Feb-2021

1. Sundry Income

什項收入

管理公司全數回撥政府資助第二期保就業抗疫基金予豪景花園

\$15,817.00



T.L.60
HONG KONG GARDENS - BLOCK 15
SUPPLEMENTARY NOTES

豪景花園 第十五座
備註

May-2021

1. Security System / SMATV System	保安系統/衛星電視	回收16分割,更換32分割 #INV21037031 26/3/21 (P0421-061) 2021年5月份公共天線系統保養服務	\$7,800.00 <u>\$280.00</u>	\$8,080.00
-----------------------------------	-----------	--	-------------------------------	------------

Feb-2021

1. Sundry Income	什項收入	管理公司全數回撥政府資助第二期保就業抗疫基金予豪景花園		\$15,440.00
------------------	------	-----------------------------	--	-------------



T.L.60
HONG KONG GARDENS - BLOCK 16
SUPPLEMENTARY NOTES

豪景花園 第十六座
備註

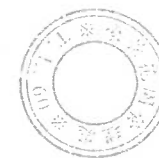
Feb-2021

1. Sundry Income

什項收入

管理公司全數回撥政府資助第二期保就業抗疫基金予豪景花園

\$30,944.00



T.L.60
HONG KONG GARDENS - BLOCK 17
SUPPLEMENTARY NOTES

豪景花園 第十七座
備註

Feb-2021

1. Sundry Income

什項收入

管理公司全數回撥政府資助第二期保就業抗疫基金予豪景花園

\$30,944.00



T.L.60
HONG KONG GARDENS - BLOCK 18
SUPPLEMENTARY NOTES

豪景花園 第十八座
備註

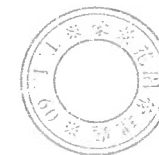
Feb-2021

1. Sundry Income

什項收入

管理公司全數回撥政府資助第二期保就業抗疫基金予豪景花園

\$30,944.00



T.L.60
HONG KONG GARDENS - BLOCK 19
SUPPLEMENTARY NOTES

豪景花園 第十九座
備註

Feb-2021

1. Sundry Income

什項收入

管理公司全數回撥政府資助第二期保就業抗疫基金予豪景花園

\$30,944.00



T.L.60
HONG KONG GARDENS - BLOCK 20
SUPPLEMENTARY NOTES

豪景花園 第二十座
備註

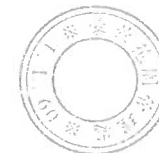
Feb-2021

1. Sundry Income

什項收入

管理公司全數回撥政府資助第二期保就業抗疫基金予豪景花園

\$30,944.00



T.L.60
HONG KONG GARDENS - BLOCK 21
SUPPLEMENTARY NOTES

豪景花園 第二十一座
備註

Jul-2021

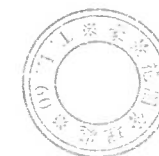
1. Drainage, Electricals & Pumps	水電保養維修	21座10樓水錶房更換喉管工程 其他	\$16,000.00 \$383.00	\$16,383.00
----------------------------------	--------	-----------------------	-------------------------	-------------

Jun-2021

1. Drainage, Electricals & Pumps	水電保養維修	21座9至10樓水錶房更換損壞大喉工程 其他	\$15,500.00 \$533.00	\$16,033.00
----------------------------------	--------	---------------------------	-------------------------	-------------

Feb-2021

1. Sundry Income	什項收入	管理公司全數回撥政府資助第二期保就業抗疫基金予豪景花園		\$30,944.00
------------------	------	-----------------------------	--	-------------



T.L.60
HONG KONG GARDENS - BLOCK 22
SUPPLEMENTARY NOTES

豪景花園 第二十二座
備註

May-2021

1. Fire Fighting System

消防保養

22座消防設備執修工程,上水喉銹爛漏水

\$35,000.00

Feb-2021

1. Sundry Income

什項收入

管理公司全數回撥政府資助第二期保就業抗疫基金予豪景花園

\$24,855.00



T.L.60
HONG KONG GARDENS - BLOCK 23
SUPPLEMENTARY NOTES

豪景花園 第二十三座
備註

Jun-2021

1. Fire Fighting System

消防保養

23座更換天井損壞消防喉管
2021年第23座消防年檢服務

\$30,000.00

\$700.00

\$30,700.00

Feb-2021

1. Sundry Income

什項收入

管理公司全數回撥政府資助第二期保就業抗疫基金予豪景花園

\$23,726.00



T.L.60

HONG KONG GARDENS - BLOCK 24
SUPPLEMENTARY NOTES

豪景花園 第二十四座
備註

Apr-2021

1. Insurance and Other Compensation	保險及其他賠償	收保險賠償2/12/19 搭棚工人刮花1號升降機玻璃鏡		\$38,000.00
2. Drainage, Electricals & Pumps	水電保養維修	天台更換損壞1號食水1台高福CR10-6加壓泵 4/2021 清洗全苑食水缸(59個)	\$10,900.00 \$920.00	\$11,820.00
3. Lifts	升降機	Replace car rear wall panels for Blk.24 L1, 已收保險賠償 4/2021 升降機保養	\$38,000.00 \$7,740.00	\$45,740.00

Feb-2021

1. Sundry Income	什項收入	管理公司全數回撥政府資助第二期保就業抗疫基金予豪景花園		\$22,596.00
------------------	------	-----------------------------	--	-------------



T.L.60
HONG KONG GARDENS - BLOCK 25
SUPPLEMENTARY NOTES

豪景花園 第二十五座
備註

Jul-2021

1. Fire Fighting System

消防保養

25座消防設備執修工程

\$33,000.00

Feb-2021

1. Sundry Income

什項收入

管理公司全數撥回撥政府資助第二期保就業抗疫基金予豪景花園

\$24,855.00



T.L.60
HONG KONG GARDENS - BLOCK 26
SUPPLEMENTARY NOTES

豪景花園 第二十六座
備註

Jul-2021

1. Fire Fighting System

消防保養

26座消防設備執修工程

\$60,900.00

Feb-2021

1. Sundry Income

什項收入

管理公司全數回撥政府資助第二期保就業抗疫基金予豪景花園

\$23,726.00



T.L.60
HONG KONG GARDENS - BLOCK 27
SUPPLEMENTARY NOTES

豪景花園 第二十七座
備註

Feb-2021

1. Sundry Income

什項收入

管理公司全數回撥政府資助第二期保就業抗疫基金予豪景花園

\$23,726.00



T.L.60
HONG KONG GARDENS - BLOCK 28
SUPPLEMENTARY NOTES

豪景花園 第二十八座
備註

Feb-2021

1. Sundry Income

什項收入

管理公司全數回撥政府資助第二期保就業抗疫基金予豪景花園

\$22,596.00



T.L.60
HONG KONG GARDENS - CARPARK A
SUPPLEMENTARY NOTES

豪景花園車場 A
備註

Jul-2021

1. Drainage, Electricals & Pumps	水電保養維修	A車場13號升降機更換損壞機廂地板工程	\$12,000.00	
		A車場短路引致升降機重新拉電工程	\$13,250.00	
		A車場更亭折裝損壞3/4匹淨冷窗口機,樂聲牌	\$3,340.00	\$28,590.00

Mar-2021

1. Drainage, Electricals & Pumps	水電保養維修	A車場天台防漏維修五金物料: 防水塗料,朱腸膠,英泥,沙	\$34,058.00	
		其他	\$58.00	\$34,116.00

Feb-2021

1. Sundry Income	什項收入	管理公司全數回撥政府資助第二期保就業抗疫基金予豪景花園		\$11,188.00
------------------	------	-----------------------------	--	-------------



T.L.60
HONG KONG GARDENS - CARPARK B
SUPPLEMENTARY NOTES

豪景花園車場 B
備註

Feb-2021

1. Sundry Income

什項收入

管理公司全數回撥政府資助第二期保就業抗疫基金予豪景花園

\$8,944.00



T.L.60
HONG KONG GARDENS - CARPARK C
SUPPLEMENTARY NOTES

豪景花園車場 C
備註

Feb-2021

1. Sundry Income

什項收入

管理公司全數回撥政府資助第二期保就業抗疫基金予豪景花園
其他

\$10,215.00

\$800.00

\$11,015.00



T.L.60
HONG KONG GARDENS - CARPARK D
SUPPLEMENTARY NOTES

豪景花園車場 D
備註

Apr-2021

1. Sundry Expenses

什項支出

保險墊底費,7/7/19 D4021車位天花滴水損壞UW1318車頂
其他

\$10,000.00
\$30.00

\$10,030.00

Feb-2021

1. Sundry Income

什項收入

管理公司全數回撥政府資助第二期保就業抗疫基金予豪景花園

\$14,060.00



T.L.60

H. K. GARDEN - COMMERCIAL COMPLEX 豪景花園 - 商場
SUPPLEMENTARY NOTES 備註

May-2021

1. Lifts

升降機

商場1,2號電梯安全證書
商場1號升降機特定保養工作
商場1,2號扶手電梯及1號升降機保養

\$1,100.00

\$10,500.00

\$23,047.00

\$34,647.00

Feb-2021

1. Sundry Income

什項收入

管理公司全數撥回撥政府資助第二期保就業抗疫基金予豪景花園
其他

\$941.00

\$360.00

\$1,301.00

2. Air Condition System

冷氣系統

商場更換1號損壞水塔摩打
商場更換天台冷氣水塔1,2號散熱水泵工程
2月份商場冷氣機及水質保養

\$21,500.00

\$36,000.00

\$6,500.00

\$64,000.00

3. Drainage, Electricals & Pumps

水電保養維修

商場公眾走廊天花照明優化及改善工程
商場地下污水井塞渠,廁所井位吸缸及通渠
1月份商場清洗食水缸及沖廁缸

\$68,000.00

\$4,300.00

\$460.00

\$72,760.00



APPORTIONMENT OF GARDENS EXPENSES 公共費用之分攤			Jan-21 (一月)	Feb-21 (二月)	Mar-21 (三月)	Apr-21 (四月)	May-21 (五月)	Jun-21 (六月)	Jul-21 (七月)	1-7/2021 TOTAL總計
BLK 1	1440 SHARES	第一座	(\$53,865.23)	(\$63,016.56)	(\$52,902.33)	(\$54,517.76)	(\$55,760.53)	(\$67,063.57)	(\$58,071.72)	(\$405,197.70)
BLK 2	1440 SHARES	第二座	(\$53,865.23)	(\$63,016.56)	(\$52,902.33)	(\$54,517.76)	(\$55,760.53)	(\$67,063.57)	(\$58,071.72)	(\$405,197.70)
BLK 3	1404 SHARES	第三座	(\$52,518.60)	(\$61,441.14)	(\$51,579.77)	(\$53,154.82)	(\$54,366.51)	(\$65,386.98)	(\$56,619.93)	(\$395,067.75)
BLK 4	1404 SHARES	第四座	(\$52,518.60)	(\$61,441.14)	(\$51,579.77)	(\$53,154.82)	(\$54,366.51)	(\$65,386.98)	(\$56,619.93)	(\$395,067.75)
BLK 5	1760 SHARES	第五座	(\$65,835.28)	(\$77,020.24)	(\$64,658.41)	(\$66,632.82)	(\$68,151.75)	(\$81,966.59)	(\$70,976.55)	(\$495,241.64)
BLK 6	1760 SHARES	第六座	(\$65,835.28)	(\$77,020.24)	(\$64,658.41)	(\$66,632.82)	(\$68,151.75)	(\$81,966.59)	(\$70,976.55)	(\$495,241.64)
BLK 7	2376 SHARES	第七座	(\$88,877.63)	(\$103,977.32)	(\$87,288.85)	(\$89,954.31)	(\$92,004.87)	(\$110,654.89)	(\$95,818.34)	(\$668,576.21)
BLK 8	2376 SHARES	第八座	(\$88,877.63)	(\$103,977.32)	(\$87,288.85)	(\$89,954.31)	(\$92,004.87)	(\$110,654.89)	(\$95,818.34)	(\$668,576.21)
BLK 9	2376 SHARES	第九座	(\$88,877.63)	(\$103,977.32)	(\$87,288.85)	(\$89,954.31)	(\$92,004.87)	(\$110,654.89)	(\$95,818.34)	(\$668,576.21)
BLK 10	2376 SHARES	第十座	(\$88,877.63)	(\$103,977.32)	(\$87,288.85)	(\$89,954.31)	(\$92,004.87)	(\$110,654.89)	(\$95,818.34)	(\$668,576.21)
BLK 11	2376 SHARES	第十一座	(\$88,877.63)	(\$103,977.32)	(\$87,288.85)	(\$89,954.31)	(\$92,004.87)	(\$110,654.89)	(\$95,818.34)	(\$668,576.21)
BLK 12	2376 SHARES	第十二座	(\$88,877.63)	(\$103,977.32)	(\$87,288.85)	(\$89,954.31)	(\$92,004.87)	(\$110,654.89)	(\$95,818.34)	(\$668,576.21)
BLK 13	1008 SHARES	第十三座	(\$37,705.66)	(\$44,111.59)	(\$37,031.63)	(\$38,162.43)	(\$39,032.37)	(\$46,944.50)	(\$40,650.21)	(\$283,638.39)
BLK 14	1008 SHARES	第十四座	(\$37,705.66)	(\$44,111.59)	(\$37,031.63)	(\$38,162.43)	(\$39,032.37)	(\$46,944.50)	(\$40,650.21)	(\$283,638.39)
BLK 15	984 SHARES	第十五座	(\$36,807.91)	(\$43,061.31)	(\$36,149.93)	(\$37,253.81)	(\$38,103.03)	(\$45,826.77)	(\$39,682.34)	(\$276,885.10)
BLK 16	1972 SHARES	第十六座	(\$73,765.44)	(\$86,297.67)	(\$72,446.81)	(\$74,659.05)	(\$76,360.94)	(\$91,839.84)	(\$79,526.00)	(\$554,895.75)
BLK 17	1972 SHARES	第十七座	(\$73,765.44)	(\$86,297.67)	(\$72,446.81)	(\$74,659.05)	(\$76,360.94)	(\$91,839.84)	(\$79,526.00)	(\$554,895.75)
BLK 18	1972 SHARES	第十八座	(\$73,765.44)	(\$86,297.67)	(\$72,446.81)	(\$74,659.05)	(\$76,360.94)	(\$91,839.84)	(\$79,526.00)	(\$554,895.75)
BLK 19	1972 SHARES	第十九座	(\$73,765.44)	(\$86,297.67)	(\$72,446.81)	(\$74,659.05)	(\$76,360.94)	(\$91,839.84)	(\$79,526.00)	(\$554,895.75)
BLK 20	1972 SHARES	第二十座	(\$73,765.44)	(\$86,297.67)	(\$72,446.81)	(\$74,659.05)	(\$76,360.94)	(\$91,839.84)	(\$79,526.00)	(\$554,895.75)
BLK 21	1972 SHARES	第二十一座	(\$73,765.44)	(\$86,297.67)	(\$72,446.81)	(\$74,659.05)	(\$76,360.94)	(\$91,839.84)	(\$79,526.00)	(\$554,895.75)
BLK 22	1584 SHARES	第二十二座	(\$59,251.76)	(\$69,318.21)	(\$58,192.57)	(\$59,969.54)	(\$61,336.58)	(\$73,769.93)	(\$63,878.90)	(\$445,717.49)
BLK 23	1512 SHARES	第二十三座	(\$56,558.49)	(\$66,167.38)	(\$55,547.45)	(\$57,243.65)	(\$58,548.55)	(\$70,416.75)	(\$60,975.31)	(\$425,457.58)
BLK 24	1440 SHARES	第二十四座	(\$53,865.23)	(\$63,016.56)	(\$52,902.33)	(\$54,517.76)	(\$55,760.53)	(\$67,063.57)	(\$58,071.72)	(\$405,197.70)
BLK 25	1584 SHARES	第二十五座	(\$59,251.76)	(\$69,318.21)	(\$58,192.57)	(\$59,969.54)	(\$61,336.58)	(\$73,769.93)	(\$63,878.90)	(\$445,717.49)
BLK 26	1512 SHARES	第二十六座	(\$56,558.49)	(\$66,167.38)	(\$55,547.45)	(\$57,243.65)	(\$58,548.55)	(\$70,416.75)	(\$60,975.31)	(\$425,457.58)
BLK 27	1512 SHARES	第二十七座	(\$56,558.49)	(\$66,167.38)	(\$55,547.45)	(\$57,243.65)	(\$58,548.55)	(\$70,416.75)	(\$60,975.31)	(\$425,457.58)
BLK 28	1440 SHARES	第二十八座	(\$53,865.33)	(\$63,016.58)	(\$52,902.32)	(\$54,517.80)	(\$55,760.54)	(\$67,063.59)	(\$58,071.71)	(\$405,197.87)
CARPARK A	713 SHARES	車場A	(\$26,670.77)	(\$31,201.95)	(\$26,194.00)	(\$26,993.87)	(\$27,609.21)	(\$33,205.78)	(\$28,753.57)	(\$200,629.15)
CARPARK B	570 SHARES	車場B	(\$21,321.65)	(\$24,944.05)	(\$20,940.51)	(\$21,579.95)	(\$22,071.88)	(\$26,546.00)	(\$22,986.72)	(\$160,390.76)
CARPARK C	651 SHARES	車場C	(\$24,351.57)	(\$28,488.74)	(\$23,916.26)	(\$24,646.57)	(\$25,208.40)	(\$30,318.32)	(\$26,253.26)	(\$183,183.12)
CARPARK D	896 SHARES	車場D	(\$33,516.14)	(\$39,210.30)	(\$32,917.01)	(\$33,922.16)	(\$34,695.44)	(\$41,728.44)	(\$36,133.52)	(\$252,123.01)
COMMERCIAL COMPLEX	60 SHARES	商場部份	(\$2,244.38)	(\$2,625.69)	(\$2,204.26)	(\$2,271.57)	(\$2,323.36)	(\$2,794.32)	(\$2,419.66)	(\$16,883.24)
FIRST OWNER	3%	大業主	(\$59,892.68)	(\$70,068.02)	(\$58,822.03)	(\$60,618.23)	(\$62,000.05)	(\$74,567.89)	(\$64,569.87)	(\$450,538.77)
			(\$1,996,422.61)	(\$2,335,600.76)	(\$1,960,734.38)	(\$2,020,607.57)	(\$2,066,668.43)	(\$2,485,596.45)	(\$2,152,328.96)	(\$15,017,959.16)
SHARES OF CONTRIBUTION:			51,770	51,770	51,770	51,770	51,770	51,770	51,770	51,770

