

**HONG KONG GARDEN
MANAGED BY T. L. 60 MGT LTD
BALANCE SHEET
(UN-AUDITED)**

**豪景花園
資產負債表
(未經審核)**

		30/09/2021	31/12/2020 (調整後)
NON-CURRENT ASSETS	非流動資產		
FIXED ASSETS	固定資產	\$0.00	\$0.00
UTILITY DEPOSITS	公共按金	\$2,107,025.56	\$2,117,417.56
		<u>\$2,107,025.56</u>	<u>\$2,117,417.56</u>
CURRENT ASSETS	流動資產		
MANAGEMENT FEE RECEIVABLES	應收管理費	\$1,817,457.40	\$1,670,599.00
ACCOUNTS RECEIVABLES	應收款項	\$1,094,134.92	\$2,486,643.42
AMOUNT DUE FROM BUILDING MANAGER	管理公司往來賬	\$958,548.59	\$308,500.04
CURRENT A/C WITH I.O. (FIXED DEPOSIT)	法團往來賬 (定期存款)	\$49,923,634.71	\$49,923,634.71
PROVISIONAL TAX	電訊物業稅	\$147,720.00	\$142,920.00
CONSUMABLE INVENTORIES	存貨結餘	\$100,913.17	\$106,270.50
PREPAYMENT	預付款項	\$45,896.00	\$13,250.00
CASH BALANCE	現金結餘	\$289,972.00	\$197,890.00
BANK BALANCE	銀行結餘	\$19,067,124.22	\$19,624,473.34
		<u>\$73,445,401.01</u>	<u>\$74,474,181.01</u>
CURRENT LIABILITIES	流動負債		
ACCOUNT PAYABLE & ACCRUED EXPENSES	應付款項	\$5,078,840.31	\$9,753,216.63
MANAGEMENT FEE RECEIVED IN ADVANCE	預付管理費	\$622,599.00	\$313,330.20
TEMPORARY RECEIPT	暫收款項	\$245,520.10	\$121,691.10
REBATE FROM SHELL IN ADVANCE	石油氣回贈預收款項	\$2,612,500.00	\$2,612,500.00
DEBRIS & TELECOM SECURITY DEPOSIT	泥按及電訊台按金	\$1,459,600.00	\$1,222,250.00
AMOUNT DUE TO BUILDING MANAGER	管理公司往來賬	\$0.00	\$0.00
		<u>\$10,019,059.41</u>	<u>\$14,022,987.93</u>
NET CURRENT ASSETS	流動資產淨值	\$63,426,341.60	\$60,451,193.08
NET ASSETS	資產淨值	<u>\$65,533,367.16</u>	<u>\$62,568,610.64</u>
REPRESENTED BY :	資金分列		
MGT FEE DEP. & PUBLIC UTILITY DEP.	管理費及公共水電按金	\$12,572,792.00	\$12,377,527.00
SINKING FUND - DOM	住宅儲備基金	\$21,634,597.10	\$19,668,929.60
SINKING FUND - COM	商場儲備基金	\$235,841.40	\$155,918.70
SINKING FUND - C.P.	車場儲備基金	\$5,444,182.74	\$5,207,355.39
		<u>\$27,314,621.24</u>	<u>\$25,032,203.69</u>
MAINTENANCE FUND - DOM	住宅維修基金	\$15,399,100.69	\$13,490,869.05
MAINTENANCE FUND - COM	商場維修基金	\$445,124.57	\$263,873.93
MAINTENANCE FUND - C.P.	車場維修基金	\$3,923,796.25	\$3,647,721.82
		<u>\$19,768,021.51</u>	<u>\$17,402,464.80</u>
RETAINED SURPLUS / (LOSS) - DOM	住宅累積盈餘 / (虧損)	(\$7,830,649.95)	(\$5,165,248.86)
RETAINED SURPLUS / (LOSS) - COM	商場累積盈餘 / (虧損)	\$964,612.50	\$650,562.15
RETAINED SURPLUS / (LOSS) - C.P.	車場累積盈餘 / (虧損)	\$12,743,969.86	\$12,271,101.86
		<u>\$5,877,932.41</u>	<u>\$7,756,415.15</u>
OWNERS' EQUITY		<u>\$65,533,367.16</u>	<u>\$62,568,610.64</u>

For and on behalf of
T.L. 60 MANAGEMENT LIMITED



John Lau / Ming Chan

Date : 26. 10. 2021

依據核數及年終調整為準
Subject to audit and year end adjustment


HONG KONG GARDEN 豪景花園
OWNERS' EQUITY AS AT 30/09/2021
30/09/2021 業主權益

		I.E. A/C	SINKING FUND	MAINT. FUND	TOTAL	MF/PU DEPOSIT
		累積盈餘 / (虧損)	儲備基金	維修基金	總計	管理費及 公共水電按金
BLOCK 1	第一座	(\$1,466,230.56)	\$611,833.83	\$981,568.79	\$127,172.06	\$412,324.00
BLOCK 2	第二座	(\$1,478,140.02)	\$601,733.85	\$976,524.16	\$100,117.99	\$425,091.00
BLOCK 3	第三座	(\$843,035.16)	\$591,579.11	\$789,802.55	\$538,346.50	\$304,401.00
BLOCK 4	第四座	(\$1,285,544.35)	\$603,577.94	\$775,977.50	\$94,011.09	\$369,681.00
BLOCK 5	第五座	(\$668,095.36)	\$548,249.37	\$910,367.76	\$790,521.77	\$439,576.00
BLOCK 6	第六座	(\$1,488,145.95)	\$576,462.57	\$918,369.20	\$6,685.82	\$437,459.00
BLOCK 7	第七座	(\$191,948.45)	\$550,636.81	\$119,009.48	\$477,697.84	\$392,248.00
BLOCK 8	第八座	(\$404,970.93)	\$421,156.81	\$98,923.95	\$115,109.83	\$415,496.00
BLOCK 9	第九座	(\$424,820.78)	\$812,706.81	(\$235,392.87)	\$152,493.16	\$444,012.00
BLOCK 10	第十座	(\$50,388.41)	\$838,679.98	\$218,700.87	\$1,006,992.44	\$426,524.00
BLOCK 11	第十一座	\$66,296.99	\$1,012,940.98	\$527,536.25	\$1,606,774.22	\$427,072.00
BLOCK 12	第十二座	(\$73,298.20)	\$967,279.98	\$449,280.56	\$1,343,262.34	\$458,346.00
BLOCK 13	第十三座	(\$342,958.94)	\$714,045.66	\$552,786.41	\$923,873.13	\$302,842.00
BLOCK 14	第十四座	(\$232,380.98)	\$719,216.06	\$547,063.72	\$1,033,898.80	\$280,122.00
BLOCK 15	第十五座	\$688,757.83	\$516,372.78	\$488,030.06	\$1,693,160.67	\$213,934.00
BLOCK 16	第十六座	\$157,018.31	\$897,226.12	\$622,035.12	\$1,676,279.55	\$554,507.00
BLOCK 17	第十七座	(\$88,243.87)	\$921,571.62	\$676,100.27	\$1,509,428.02	\$446,250.00
BLOCK 18	第十八座	\$539,206.30	\$942,669.12	\$610,012.51	\$2,091,887.93	\$458,604.00
BLOCK 19	第十九座	(\$124,269.74)	\$1,270,350.78	\$425,541.05	\$1,571,622.09	\$451,201.00
BLOCK 20	第二十座	(\$540,083.91)	\$1,181,118.46	\$531,927.76	\$1,172,962.31	\$464,784.00
BLOCK 21	第二十一座	\$1,421,067.76	\$1,094,139.02	\$600,384.39	\$3,115,591.17	\$481,295.00
BLOCK 22	第二十二座	(\$738,831.81)	\$716,029.15	\$603,387.77	\$580,585.11	\$362,806.00
BLOCK 23	第二十三座	(\$1,014,994.92)	\$690,687.95	\$603,332.08	\$279,025.11	\$298,430.00
BLOCK 24	第二十四座	\$243,185.17	\$764,529.14	\$617,544.90	\$1,625,259.21	\$338,155.00
BLOCK 25	第二十五座	(\$386,101.29)	\$714,075.55	\$225,518.97	\$553,493.23	\$319,022.00
BLOCK 26	第二十六座	(\$1,254,759.68)	\$690,687.93	\$732,188.23	\$168,116.48	\$305,752.00
BLOCK 27	第二十七座	\$1,302,927.09	\$893,844.13	\$507,828.81	\$2,704,600.03	\$455,061.00
BLOCK 28	第二十八座	\$848,133.91	\$771,195.59	\$524,750.44	\$2,144,079.94	\$369,937.00
		(\$7,830,649.95)	\$21,634,597.10	\$15,399,100.69	\$29,203,047.84	\$11,054,932.00
CPA	車場A	\$5,018,017.67	\$1,287,286.10	\$1,192,553.23	\$7,497,857.00	\$453,643.00
CPB	車場B	\$3,564,593.89	\$1,508,167.00	\$1,004,654.74	\$6,077,415.63	\$349,179.00
CPC	車場C	\$2,018,096.67	\$1,366,814.08	\$1,000,646.06	\$4,385,556.81	\$335,913.00
CPD	車場D	\$2,143,261.63	\$1,281,915.56	\$725,942.22	\$4,151,119.41	\$379,125.00
		\$12,743,969.86	\$5,444,182.74	\$3,923,796.25	\$22,111,948.85	\$1,517,860.00
COM	商場部份	\$964,612.50	\$235,841.40	\$445,124.57	\$1,645,578.47	\$0.00
		\$5,877,932.41	\$27,314,621.24	\$19,768,021.51	\$52,960,575.16	\$12,572,792.00



T.L.60
HONG KONG GARDENS - ESTATE 豪景花園- 全苑
STATEMENT OF COMPREHENSIVE INCOME 收支報告表
(FORMERLY KNOWN AS INCOME & EXPENDITURE ACCOUNT)

		Jan-21 (一月)	Feb-21 (二月)	Mar-21 (三月)	Apr-21 (四月)	May-21 (五月)	Jun-21 (before adj)	Jun-21 (六月)	Jul-21 (七月)	Aug-21 (八月)	Sep-21 (九月)	1-9/2021 TOTAL總計
INCOME:	收入											
TENNIS & SQUASH COURT INCOME	網球、壁球場收入	\$0.00	\$1,860.00	\$15,895.00	\$16,000.00	\$18,530.00	\$14,960.00	\$14,960.00	\$19,265.00	\$22,080.00	\$20,365.00	\$128,955.00
SWIMMING POOL INCOME	泳池收入	(\$30.00)	\$0.00	\$0.00	\$0.00	\$27,146.00	\$44,723.00	\$44,723.00	\$48,645.00	\$28,212.00	\$16,589.00	\$165,285.00
DEBRIS REMOVAL CHARGE RECOVERED	泥頭費收入	\$0.00	\$0.00	\$0.00	\$0.00	\$0.00	\$0.00	\$0.00	\$0.00	\$0.00	\$0.00	\$0.00
INSURANCE AND OTHER COMPENSATION	保險及其他賠償	\$3,000.00	\$43,790.00	\$0.00	\$0.00	\$0.00	\$0.00	\$0.00	\$500.00	\$0.00	\$1,967.18	\$49,257.18
LEGAL FEE RECOVERED	訴訟費收入	\$0.00	\$0.00	\$0.00	\$0.00	\$0.00	\$0.00	\$0.00	\$0.00	\$0.00	\$0.00	\$0.00
BANK INTEREST INCOME	銀行利息收入	\$0.00	\$357.05	\$830.50	\$499.63	\$566.61	\$602.10	\$602.10	\$675.85	\$720.07	\$549.99	\$4,801.80
SUNDRY INCOME	什項收入	\$12,515.54	\$19,170.40	\$22,199.95	\$17,282.90	\$21,307.40	\$18,784.90	\$18,784.90	\$25,814.40	\$21,329.45	\$22,163.45	\$180,568.39
		\$15,485.54	\$65,177.45	\$38,925.45	\$33,782.53	\$67,550.01	\$79,070.00	\$79,070.00	\$94,900.25	\$72,341.52	\$61,634.62	\$528,867.37
EXPENSES:	支出											
AUDITORS REMUNERATION	核數費	\$0.00	\$0.00	\$0.00	\$0.00	\$0.00	\$0.00	\$0.00	\$0.00	\$0.00	\$0.00	\$0.00
BANK CHARGES	銀行費用	\$4,199.10	\$4,078.40	\$4,750.80	\$4,629.50	\$4,810.20	\$5,064.40	\$5,064.40	\$6,759.90	\$7,542.70	\$4,912.90	\$46,747.90
COMMITTEE'S EXPENSES	業主會開支費用	\$0.00	\$0.00	\$0.00	\$0.00	\$0.00	\$21,521.00	\$21,521.00	\$52,112.20	\$0.00	\$0.00	\$73,633.20
CLEANING EXPENSES	清潔費	\$354,381.00	\$350,349.00	\$354,381.00	\$353,373.00	\$355,042.96	\$353,373.00	\$353,373.00	\$365,471.00	\$354,381.00	\$353,373.00	\$3,194,124.96
DEBRIS REMOVAL CHARGES	清泥頭費	\$0.00	\$0.00	\$0.00	\$0.00	\$0.00	\$0.00	\$0.00	\$0.00	\$0.00	\$12,000.00	\$12,000.00
ELECTRICITY	電費	\$20,407.97	\$22,155.64	\$23,080.51	\$24,112.19	\$26,166.72	\$32,859.89	\$32,859.89	\$31,003.07	\$35,311.78	\$41,401.33	\$256,499.10
FESTIVAL DECORATION EXPENSES	節日裝飾	\$0.00	\$120.00	\$3,000.00	\$0.00	\$0.00	\$0.00	\$0.00	\$0.00	\$0.00	\$0.00	\$3,120.00
FURITURE, FIXTURE ANS EQUIPMENT	辦公設備	\$0.00	\$0.00	\$0.00	\$0.00	\$0.00	\$0.00	\$0.00	\$0.00	\$0.00	\$0.00	\$0.00
DEPRECIATION	折舊	\$0.00	\$0.00	\$0.00	\$0.00	\$0.00	\$0.00	\$0.00	\$0.00	\$0.00	\$0.00	\$0.00
GARDENING EXPENSES	園藝種植	\$8,499.00	\$13,088.00	\$14,458.60	\$27,592.00	\$19,494.00	\$13,959.00	\$13,959.00	\$68,983.00	\$18,633.00	\$15,104.00	\$199,810.60
INSURANCE	保險費	\$0.00	\$0.00	\$0.00	\$0.00	\$192.47	\$0.00	\$0.00	\$0.00	\$836,338.78	\$1,108.85	\$837,640.10
LEGAL FEE	訴訟費	\$1,106.00	\$1,104.00	\$1,104.00	\$1,104.00	\$1,104.00	\$1,104.00	\$1,104.00	\$1,104.00	\$1,104.00	\$1,104.00	\$9,938.00
MAINTENANCE, REPAIR & INSTALLATION	保養維修											
CONCRETE AND SCAFFOLDING	外牆維修及搭棚	\$0.00	\$0.00	\$0.00	\$0.00	\$0.00	\$0.00	\$0.00	\$0.00	\$0.00	\$0.00	\$0.00
DRAINAGE, ELECTRICALS & PUMPS	水電保養維修	\$36,860.22	\$50,239.00	\$29,815.90	\$39,242.89	\$15,384.00	\$32,943.69	\$32,943.69	\$11,409.62	\$19,489.00	\$16,015.00	\$251,399.32
SWIMMING POOL EXPENSES	泳池費	\$7,500.00	\$0.00	\$0.00	\$0.00	\$48,790.00	\$72,978.00	\$72,978.00	\$85,390.00	\$77,096.00	\$73,468.00	\$365,222.00
SECURITY SYSTEM	保安系統	\$9,120.00	\$0.00	\$0.00	\$24,625.00	\$52,150.00	\$959.00	\$959.00	\$12,930.00	\$2,100.00	\$0.00	\$101,884.00
FIRE FIGHTING SYSTEM	消防保養	\$0.00	\$0.00	\$0.00	\$0.00	\$0.00	\$95,180.00	\$95,180.00	\$0.00	\$59,500.00	\$10,759.00	\$165,439.00
MANAGER'S REMUNERATION 4%	管理酬金 4%	\$77,381.08	\$92,337.62	\$76,909.99	\$79,015.00	\$82,085.32	\$98,641.02	\$98,641.02	\$86,431.89	\$115,117.54	\$87,258.20	\$795,177.66
RENTAL EXPENSES	管理處租金	\$41,904.00	\$41,904.00	\$41,904.00	\$41,904.00	\$41,904.00	\$41,904.00	\$41,904.00	\$41,904.00	\$41,904.00	\$41,904.00	\$377,136.00
PEST CONTROL	殺蟲滅鼠	\$12,290.00	\$12,290.00	\$12,570.00	\$12,290.00	\$17,390.00	\$13,130.00	\$13,130.00	\$12,890.00	\$12,890.00	\$12,290.00	\$121,153.75
PRINTING AND STATIONERY	印刷及廣告費	\$3,500.46	\$8,533.79	\$4,677.44	\$4,485.45	\$8,628.78	\$5,319.73	\$5,319.73	\$9,986.41	\$9,402.39	\$7,263.64	\$61,798.00
PROFESSIONAL FEE	專業服務費	\$0.00	\$0.00	\$0.00	\$0.00	\$0.00	\$0.00	\$0.00	\$0.00	\$0.00	\$0.00	\$0.00
SECURITY GUARD SERVICE CHARGES	保安費	\$782,560.00	\$827,560.00	\$781,784.80	\$782,560.00	\$782,560.00	\$782,560.00	\$782,560.00	\$782,560.00	\$785,626.00	\$785,626.00	\$7,093,396.80
SUNDRY EXPENSES	什項支出	\$13,998.50	\$11,827.70	\$10,849.55	\$15,751.25	\$39,620.33	\$25,987.66	\$25,987.66	\$36,095.64	\$28,490.05	\$27,638.30	\$210,258.98
TELEPHONE	電話費	\$3,765.00	\$3,765.00	\$3,765.00	\$3,764.00	\$3,763.00	\$3,765.00	\$3,765.00	\$3,765.00	\$4,494.00	\$3,764.00	\$34,610.00
TRAVELLING	交通費	\$0.00	\$0.00	\$0.00	\$0.00	\$0.00	\$0.00	\$0.00	\$0.00	\$0.00	\$0.00	\$0.00
UNIFORM	制服費	\$84.00	\$244.00	\$0.00	\$4,744.60	\$0.00	\$0.00	\$0.00	\$0.00	\$180.00	\$18,954.00	\$24,206.60
WAGES / SALARIES	薪金	\$624,501.86	\$626,020.05	\$628,219.93	\$627,172.04	\$628,072.07	\$637,978.58	\$637,978.58	\$628,551.43	\$575,413.92	\$742,821.32	\$5,718,751.20
STAFF COST ALLOCATION	人力成本調配	(\$20,100.00)	(\$20,100.00)	(\$20,100.00)	(\$20,100.00)	(\$20,100.00)	(\$20,100.00)	(\$20,100.00)	(\$20,100.00)	(\$20,100.00)	(\$20,100.00)	(\$180,900.00)
MPF CONTRIBUTION	強積金	\$29,949.96	\$28,556.51	\$28,488.31	\$27,827.08	\$27,160.59	\$27,218.78	\$27,218.78	\$26,858.30	\$27,416.55	\$32,047.74	\$255,523.82
WATER FEE	水費	\$0.00	\$326,705.50	\$0.00	\$298.10	\$0.00	\$318,319.70	\$318,319.70	\$0.00	\$725.40	\$0.00	\$646,048.70
TOTAL EXPENSES	總支出	\$2,011,908.15	\$2,400,778.21	\$1,999,659.83	\$2,054,390.10	\$2,134,218.44	\$2,564,666.45	\$2,564,666.45	\$2,247,229.21	\$2,993,056.11	\$2,268,713.28	\$20,674,619.78
NET GARDENS EXPENSES	淨支出	(\$1,996,422.61)	(\$2,335,600.76)	(\$1,960,734.38)	(\$2,020,607.57)	(\$2,066,668.43)	(\$2,485,596.45)	(\$2,485,596.45)	(\$2,152,328.96)	(\$2,920,714.59)	(\$2,207,078.66)	(\$20,145,752.41)



T.L.60
HONG KONG GARDENS - BLOCK 1 豪景花園第一座
STATEMENT OF COMPREHENSIVE INCOME 收支報告表
(FORMERLY KNOWN AS INCOME & EXPENDITURE ACCOUNT)

		Jan-21 (一月)	Feb-21 (二月)	Mar-21 (三月)	Apr-21 (四月)	May-21 (五月)	Jun-21 (before adj)	Jun-21 (六月)	Jul-21 (七月)	Aug-21 (八月)	Sep-21 (九月)	1-9/2021 TOTAL總計
INCOME:	收入											
MANAGEMENT FEE RECEIVED	管理費收入	\$140,400.00	\$140,400.00	\$140,400.00	\$140,400.00	\$140,400.00	\$140,400.00	\$140,400.00	\$140,400.00	\$140,400.00	\$140,400.00	\$1,263,600.00
LESS: SINKING FUND	減：儲備基金	(\$7,020.00)	(\$7,020.00)	(\$7,020.00)	(\$7,020.00)	(\$7,020.00)	(\$7,020.00)	(\$7,020.00)	(\$7,020.00)	(\$7,020.00)	(\$7,020.00)	(\$63,180.00)
LESS: PROVISION FOR BAD DEBT - M.F.	管理費壞賬撥備	\$0.00	\$0.00	\$0.00	\$0.00	\$0.00	\$0.00	\$0.00	\$0.00	\$0.00	\$0.00	\$0.00
ADD: BAD DEBT (M.F.)WRITTEN BACK	收回管理費壞賬	\$0.00	\$0.00	\$0.00	\$0.00	\$0.00	\$0.00	\$0.00	\$0.00	\$0.00	\$0.00	\$0.00
INSURANCE AND OTHER COMPENSATION	保險及其他賠償	\$0.00	\$0.00	\$0.00	\$0.00	\$0.00	\$0.00	\$0.00	\$0.00	\$0.00	\$0.00	\$0.00
LEGAL FEE RECOVERED	訴訟費收入	\$0.00	\$0.00	\$0.00	\$0.00	\$0.00	\$0.00	\$0.00	\$0.00	\$0.00	\$0.00	\$0.00
INTEREST INCOME	利息收入	\$0.00	\$0.00	\$0.00	\$0.00	\$0.00	\$0.00	\$0.00	\$0.00	\$0.00	\$0.00	\$0.00
SUNDRY INCOME	什項收入	\$0.00	\$22,596.00	\$0.00	\$0.00	\$0.00	\$0.00	\$0.00	\$0.00	\$0.00	\$0.00	\$22,596.00
		<u>\$133,380.00</u>	<u>\$155,976.00</u>	<u>\$133,380.00</u>	<u>\$133,380.00</u>	<u>\$133,380.00</u>	<u>\$133,380.00</u>	<u>\$133,380.00</u>	<u>\$133,380.00</u>	<u>\$133,380.00</u>	<u>\$133,380.00</u>	<u>\$1,223,016.00</u>
EXPENSES:	減：支出											
APPORTIONMENT OF GARDENS EXPENSES	公共費用之分攤	\$53,865.23	\$63,016.56	\$52,902.33	\$54,517.76	\$55,760.53	\$67,063.57	\$67,063.57	\$58,071.72	\$78,803.44	\$59,548.92	\$543,550.06
AUDITORS REMUNERATION	核數費	\$0.00	\$0.00	\$0.00	\$0.00	\$0.00	\$0.00	\$0.00	\$0.00	\$0.00	\$0.00	\$0.00
CONSULTING FEE	諮詢費	\$0.00	\$0.00	\$0.00	\$0.00	\$0.00	\$0.00	\$0.00	\$0.00	\$0.00	\$0.00	\$0.00
CLEANING EXPENSES	清潔費	\$9,370.00	\$9,370.00	\$9,370.00	\$9,370.00	\$10,203.00	\$9,370.00	\$9,370.00	\$9,370.00	\$10,133.37	\$9,370.00	\$85,926.37
DEBRIS REMOVAL CHARGES	清泥頭費	\$0.00	\$0.00	\$0.00	\$0.00	\$0.00	\$0.00	\$0.00	\$0.00	\$0.00	\$0.00	\$0.00
ELECTRICITY	電費	\$6,313.00	\$6,655.00	\$5,948.00	\$6,374.00	\$7,559.00	\$7,818.00	\$7,818.00	\$7,110.00	\$8,329.00	\$7,706.00	\$63,812.00
FESTIVAL DECORATION EXPENSES	節日裝飾	\$20.00	\$0.00	\$475.00	\$0.00	\$0.00	\$0.00	\$0.00	\$0.00	\$0.00	\$31.60	\$526.60
FURNITURE, FIXTURES & EQUIPMENT	屋苑設備	\$0.00	\$0.00	\$0.00	\$0.00	\$0.00	\$0.00	\$0.00	\$0.00	\$0.00	\$0.00	\$0.00
LEGAL FEE	訴訟費	\$0.00	\$0.00	\$0.00	\$0.00	\$0.00	\$0.00	\$0.00	\$0.00	\$0.00	\$0.00	\$0.00
MAINTENANCE, REPAIR & INSTALLATION	保養維修											
CONCRETE AND SCAFFOLDING	外牆維修及搭棚	\$0.00	\$0.00	\$0.00	\$0.00	\$0.00	\$0.00	\$0.00	\$0.00	\$0.00	\$7,002.00	\$7,002.00
DRAINAGE, ELECTRICALS & PUMPS	水電保養維修	\$57.83	\$1,380.00	\$72.00	\$730.00	\$606.00	\$300.00	\$300.00	\$540.02	\$15,922.00	\$1,548.00	\$21,155.85
SECURITY SYSTEM / SMATV. SYM	保安系統/衛星電視	\$1,780.00	\$280.00	\$280.00	\$280.00	\$280.00	\$280.00	\$280.00	\$280.00	\$5,079.00	\$1,694.08	\$10,233.08
FIRE FIGHTING SYSTEM	消防保養	\$0.00	\$0.00	\$0.00	\$0.00	\$2,200.00	\$700.00	\$700.00	\$0.00	\$0.00	\$3,283.00	\$6,183.00
LIFTS	升降機	\$5,700.00	\$5,700.00	\$5,700.00	\$5,700.00	\$12,900.00	\$6,280.00	\$6,280.00	\$5,700.00	\$5,700.00	\$5,700.00	\$59,080.00
MANAGER'S REMUNERATION 4%	管理酬金 4%	\$2,678.97	\$2,683.37	\$2,621.77	\$2,646.53	\$3,101.74	\$2,737.89	\$2,737.89	\$2,667.97	\$3,554.50	\$3,201.36	\$25,894.10
MAINTENANCE FUND 11%	維修基金 11%	\$7,367.17	\$7,379.26	\$7,209.86	\$7,277.95	\$8,529.80	\$7,529.19	\$7,529.19	\$7,336.91	\$9,774.88	\$8,803.73	\$71,208.75
PEST CONTROL	殺蟲滅鼠	\$0.00	\$0.00	\$0.00	\$0.00	\$0.00	\$0.00	\$0.00	\$0.00	\$0.00	\$0.00	\$0.00
PRINTING AND STATIONERY	印刷及廣告費	\$28.80	\$0.00	\$0.00	\$0.00	\$0.00	\$0.00	\$0.00	\$0.00	\$0.00	\$0.00	\$28.80
SECURITY GUARD SERVICE CHARGES	保安費	\$42,778.00	\$42,778.00	\$42,778.00	\$42,778.00	\$42,778.00	\$42,778.00	\$42,778.00	\$42,778.00	\$42,778.00	\$42,778.00	\$385,002.00
SUNDRY EXPENSES	什項支出	\$768.60	\$763.20	\$763.20	\$773.20	\$859.60	\$763.20	\$763.20	\$763.20	\$763.20	\$763.20	\$6,980.60
TELEPHONE	電話費	\$158.00	\$158.00	\$158.00	\$158.00	\$158.00	\$158.00	\$158.00	\$158.00	\$158.00	\$158.00	\$1,422.00
WATER FEE	水費	\$0.00	\$0.00	\$0.00	\$0.00	\$0.00	\$0.00	\$0.00	\$0.00	\$0.00	\$0.00	\$0.00
TOTAL EXPENSES	總支出	<u>\$130,885.60</u>	<u>\$140,163.39</u>	<u>\$128,278.16</u>	<u>\$130,605.44</u>	<u>\$144,935.67</u>	<u>\$145,777.85</u>	<u>\$145,777.85</u>	<u>\$134,775.82</u>	<u>\$180,995.39</u>	<u>\$151,587.89</u>	<u>\$1,288,005.21</u>
SURPLUS / (DEFICIT) FOR THE PERIOD	本期盈餘/(赤字)	\$2,494.40	\$15,812.61	\$5,101.84	\$2,774.56	(\$11,555.67)	(\$12,397.85)	(\$12,397.85)	(\$1,395.82)	(\$47,615.39)	(\$18,207.89)	(\$64,989.21)
SURPLUS / (DEFICIT) B/F	承上結存	(\$1,321,080.54)	(\$1,318,586.14)	(\$1,302,773.53)	(\$1,297,671.69)	(\$1,294,897.13)	(\$1,306,452.80)	(\$1,306,452.80)	(\$1,399,011.46)	(\$1,400,407.28)	(\$1,448,022.67)	(\$1,321,080.54)
ADJ ON SURPLUS / (DEFICIT) for Yr.2012-20	2012-20年盈餘/(赤字) 調整	\$0.00	\$0.00	\$0.00	\$0.00	\$0.00	\$0.00	(\$80,160.81)	\$0.00	\$0.00	\$0.00	(\$80,160.81)
ACCUM.SURPLUS / (DEFICIT) C/F	累積盈餘/(赤字)	<u>(\$1,318,586.14)</u>	<u>(\$1,302,773.53)</u>	<u>(\$1,297,671.69)</u>	<u>(\$1,294,897.13)</u>	<u>(\$1,306,452.80)</u>	<u>(\$1,318,850.65)</u>	<u>(\$1,399,011.46)</u>	<u>(\$1,400,407.28)</u>	<u>(\$1,448,022.67)</u>	<u>(\$1,466,230.56)</u>	<u>(\$1,466,230.56)</u>


備註：2021年6月份財務收支報告已就2012年9月至2016年5月會計師事務所入賬誤差作出調整及包括2012年至2014年之核數調整



T.L.60
HONG KONG GARDENS - BLOCK 2 豪景花園第二座
STATEMENT OF COMPREHENSIVE INCOME 收支報告表
(FORMERLY KNOWN AS INCOME & EXPENDITURE ACCOUNT)

		Jan-21 (一月)	Feb-21 (二月)	Mar-21 (三月)	Apr-21 (四月)	May-21 (五月)	Jun-21 (before adj)	Jun-21 (六月)	Jul-21 (七月)	Aug-21 (八月)	Sep-21 (九月)	1-9/2021 TOTAL總計
INCOME:	收入											
MANAGEMENT FEE RECEIVED	管理費收入	\$140,400.00	\$140,400.00	\$140,400.00	\$140,400.00	\$140,400.00	\$140,400.00	\$140,400.00	\$140,400.00	\$140,400.00	\$140,400.00	\$1,263,600.00
LESS: SINKING FUND	減：儲備基金	(\$7,020.00)	(\$7,020.00)	(\$7,020.00)	(\$7,020.00)	(\$7,020.00)	(\$7,020.00)	(\$7,020.00)	(\$7,020.00)	(\$7,020.00)	(\$7,020.00)	(\$63,180.00)
LESS: PROVISION FOR BAD DEBT - M.F.	管理費壞賬撥備	\$0.00	\$0.00	\$0.00	\$0.00	\$0.00	\$0.00	\$0.00	\$0.00	\$0.00	\$0.00	\$0.00
ADD: BAD DEBT (M.F.) WRITTEN BACK	收回管理費壞賬	\$0.00	\$0.00	\$0.00	\$0.00	\$0.00	\$0.00	\$0.00	\$0.00	\$0.00	\$0.00	\$0.00
INSURANCE AND OTHER COMPENSATION	保險及其他賠償	\$0.00	\$0.00	\$0.00	\$0.00	\$0.00	\$0.00	\$0.00	\$0.00	\$0.00	\$0.00	\$0.00
LEGAL FEE RECOVERED	訴訟費收入	\$0.00	\$0.00	\$0.00	\$0.00	\$0.00	\$0.00	\$0.00	\$0.00	\$0.00	\$0.00	\$0.00
INTEREST INCOME	利息收入	\$0.00	\$0.00	\$0.00	\$0.00	\$0.00	\$0.00	\$0.00	\$0.00	\$0.00	\$0.00	\$0.00
SUNDRY INCOME	什項收入	\$0.00	\$22,596.00	\$0.00	\$0.00	\$0.00	\$0.00	\$0.00	\$0.00	\$0.00	\$0.00	\$22,596.00
		\$133,380.00	\$155,976.00	\$133,380.00	\$133,380.00	\$133,380.00	\$133,380.00	\$133,380.00	\$133,380.00	\$133,380.00	\$133,380.00	\$1,223,016.00
EXPENSES:	減：支出											
APPORTIONMENT OF GARDENS EXPENSES	公共費用之分攤	\$53,865.23	\$63,016.56	\$52,902.33	\$54,517.76	\$55,760.53	\$67,063.57	\$67,063.57	\$58,071.72	\$78,803.44	\$59,548.92	\$543,550.06
AUDITORS REMUNERATION	核數費	\$0.00	\$0.00	\$0.00	\$0.00	\$0.00	\$0.00	\$0.00	\$0.00	\$0.00	\$0.00	\$0.00
CONSULTING FEE	諮詢費	\$0.00	\$0.00	\$0.00	\$0.00	\$0.00	\$0.00	\$0.00	\$0.00	\$0.00	\$0.00	\$0.00
CLEANING EXPENSES	清潔費	\$9,370.00	\$9,370.00	\$9,370.00	\$9,370.00	\$10,203.00	\$9,370.00	\$9,370.00	\$9,370.00	\$10,133.37	\$9,370.00	\$85,926.37
DEBRIS REMOVAL CHARGES	清泥頭費	\$0.00	\$0.00	\$0.00	\$0.00	\$0.00	\$0.00	\$0.00	\$0.00	\$0.00	\$0.00	\$0.00
ELECTRICITY	電費	\$6,196.00	\$6,240.00	\$5,917.00	\$6,629.00	\$7,277.00	\$8,007.00	\$8,007.00	\$7,509.00	\$8,314.00	\$7,979.00	\$64,068.00
FESTIVAL DECORATION EXPENSES	節日裝飾	\$0.00	\$0.00	\$475.00	\$0.00	\$0.00	\$0.00	\$0.00	\$0.00	\$0.00	\$31.60	\$506.60
FURNITURE, FIXTURES & EQUIPMENT	屋苑設備	\$0.00	\$0.00	\$0.00	\$0.00	\$0.00	\$0.00	\$0.00	\$0.00	\$0.00	\$0.00	\$0.00
LEGAL FEE	訴訟費	\$0.00	\$0.00	\$0.00	\$0.00	\$0.00	\$0.00	\$0.00	\$0.00	\$0.00	\$0.00	\$0.00
MAINTENANCE, REPAIR & INSTALLATION	保養維修											
CONCRETE AND SCAFFOLDING	外牆維修及搭棚	\$0.00	\$0.00	\$0.00	\$0.00	\$0.00	\$0.00	\$0.00	\$0.00	\$12,100.00	\$22,701.00	\$34,801.00
DRAINAGE, ELECTRICALS & PUMPS	水電保養維修	\$81.83	\$1,380.00	\$933.00	\$710.00	\$1,104.00	\$876.00	\$876.00	\$0.00	\$11,303.00	\$822.00	\$17,209.83
SECURITY SYSTEM / SMATV. SYM	保安系統/衛星電視	\$2,080.00	\$280.00	\$280.00	\$280.00	\$280.00	\$280.00	\$280.00	\$280.00	\$280.00	\$1,694.08	\$5,734.08
FIRE FIGHTING SYSTEM	消防保養	\$0.00	\$0.00	\$0.00	\$0.00	\$0.00	\$700.00	\$700.00	\$0.00	\$0.00	\$2,029.00	\$2,729.00
LIFTS	升降機	\$5,700.00	\$5,700.00	\$5,700.00	\$5,700.00	\$12,900.00	\$6,280.00	\$6,280.00	\$5,700.00	\$5,700.00	\$5,700.00	\$59,080.00
MANAGER'S REMUNERATION 4%	管理酬金 4%	\$2,686.45	\$2,666.77	\$2,654.97	\$2,655.53	\$3,019.04	\$2,768.49	\$2,768.49	\$2,662.33	\$3,661.18	\$3,766.13	\$26,540.89
MAINTENANCE FUND 11%	維修基金 11%	\$7,387.74	\$7,333.61	\$7,301.16	\$7,302.70	\$8,302.37	\$7,613.34	\$7,613.34	\$7,321.40	\$10,068.25	\$10,356.85	\$72,987.42
PEST CONTROL	殺蟲滅鼠	\$0.00	\$0.00	\$0.00	\$0.00	\$0.00	\$0.00	\$0.00	\$0.00	\$0.00	\$0.00	\$0.00
PRINTING AND STATIONERY	印刷及廣告費	\$28.80	\$0.00	\$0.00	\$0.00	\$0.00	\$0.00	\$0.00	\$0.00	\$0.00	\$0.00	\$28.80
SECURITY GUARD SERVICE CHARGES	保安費	\$42,778.00	\$42,778.00	\$42,778.00	\$42,778.00	\$42,778.00	\$42,778.00	\$42,778.00	\$42,778.00	\$42,778.00	\$42,778.00	\$385,002.00
SUNDRY EXPENSES	什項支出	\$768.60	\$763.20	\$763.20	\$763.20	\$776.10	\$763.20	\$763.20	\$763.20	\$763.20	\$890.52	\$7,014.42
TELEPHONE	電話費	\$158.00	\$158.00	\$158.00	\$158.00	\$158.00	\$158.00	\$158.00	\$158.00	\$158.00	\$158.00	\$1,422.00
TRAVELLING	交通費	\$0.00	\$0.00	\$0.00	\$0.00	\$0.00	\$0.00	\$0.00	\$0.00	\$0.00	\$0.00	\$0.00
WATER FEE	水費	\$0.00	\$0.00	\$0.00	\$0.00	\$0.00	\$0.00	\$0.00	\$0.00	\$0.00	\$0.00	\$0.00
TOTAL EXPENSES	總支出	\$131,100.65	\$139,686.14	\$129,232.66	\$130,864.19	\$142,558.04	\$146,657.60	\$146,657.60	\$134,613.65	\$184,062.44	\$167,825.10	\$1,306,600.47
SURPLUS / (DEFICIT) FOR THE PERIOD	本期盈餘/(赤字)	\$2,279.35	\$16,289.86	\$4,147.34	\$2,515.81	(\$9,178.04)	(\$13,277.60)	(\$13,277.60)	(\$1,233.65)	(\$50,682.44)	(\$34,445.10)	(\$83,584.47)
SURPLUS / (DEFICIT) B/F	承上結存	(\$1,314,350.28)	(\$1,312,070.93)	(\$1,295,781.07)	(\$1,291,633.73)	(\$1,289,117.92)	(\$1,298,295.96)	(\$1,298,295.96)	(\$1,391,778.83)	(\$1,393,012.48)	(\$1,443,694.92)	(\$1,314,350.28)
ADJ ON SURPLUS / (DEFICIT) for Yr.2012-20	2012-20年盈餘/(赤字) 調整	\$0.00	\$0.00	\$0.00	\$0.00	\$0.00	\$0.00	(\$80,205.27)	\$0.00	\$0.00	\$0.00	(\$80,205.27)
ACCUM.SURPLUS / (DEFICIT) C/F	累積盈餘/(赤字)	(\$1,312,070.93)	(\$1,295,781.07)	(\$1,291,633.73)	(\$1,289,117.92)	(\$1,298,295.96)	(\$1,311,573.56)	(\$1,391,778.83)	(\$1,393,012.48)	(\$1,443,694.92)	(\$1,478,140.02)	(\$1,478,140.02)

備註：2021年6月份財務收支報告已就2012年9月至2016年5月會計師事務所人賬誤差作出調整及包括2012年至2014年之核數調整



T.L.60
HONG KONG GARDENS - BLOCK 3 豪景花園第三座
STATEMENT OF COMPREHENSIVE INCOME 收支報告表
(FORMERLY KNOWN AS INCOME & EXPENDITURE ACCOUNT)

		Jan-21 (一月)	Feb-21 (二月)	Mar-21 (三月)	Apr-21 (四月)	May-21 (五月)	Jun-21 (before adj)	Jun-21 (六月)	Jul-21 (七月)	Aug-21 (八月)	Sep-21 (九月)	1-9/2021 TOTAL總計
INCOME:	收入											
MANAGEMENT FEE RECEIVED	管理費收入	\$134,460.00	\$134,460.00	\$134,460.00	\$134,460.00	\$134,460.00	\$134,460.00	\$134,460.00	\$134,460.00	\$134,460.00	\$134,460.00	\$1,210,140.00
LESS: SINKING FUND	減：儲備基金	(\$6,723.00)	(\$6,723.00)	(\$6,723.00)	(\$6,723.00)	(\$6,723.00)	(\$6,723.00)	(\$6,723.00)	(\$6,723.00)	(\$6,723.00)	(\$6,723.00)	(\$60,507.00)
LESS: PROVISION FOR BAD DEBT - M.F.	管理費壞賬撥備	\$0.00	\$0.00	\$0.00	\$0.00	\$0.00	\$0.00	\$0.00	\$0.00	\$0.00	\$0.00	\$0.00
ADD: BAD DEBT (M.F.)WRITTEN BACK	收回管理費壞賬	\$0.00	\$0.00	\$0.00	\$0.00	\$0.00	\$0.00	\$0.00	\$0.00	\$0.00	\$0.00	\$0.00
INSURANCE AND OTHER COMPENSATION	保險及其他賠償	\$0.00	\$0.00	\$0.00	\$0.00	\$0.00	\$0.00	\$0.00	\$0.00	\$0.00	\$0.00	\$0.00
LEGAL FEE RECOVERED	訴訟費收入	\$0.00	\$0.00	\$0.00	\$0.00	\$0.00	\$0.00	\$0.00	\$0.00	\$0.00	\$0.00	\$0.00
INTEREST INCOME	利息收入	\$0.00	\$0.00	\$0.00	\$0.00	\$0.00	\$0.00	\$0.00	\$0.00	\$0.00	\$0.00	\$0.00
SUNDRY INCOME	什項收入	\$0.00	\$22,031.00	\$0.00	\$0.00	\$0.00	\$0.00	\$0.00	\$0.00	\$0.00	\$0.00	\$22,031.00
		\$127,737.00	\$149,768.00	\$127,737.00	\$127,737.00	\$127,737.00	\$127,737.00	\$127,737.00	\$127,737.00	\$127,737.00	\$127,737.00	\$1,171,664.00
EXPENSES:	減：支出											
APPORTIONMENT OF GARDENS EXPENSES	公共費用之分攤	\$52,518.60	\$61,441.14	\$51,579.77	\$53,154.82	\$54,366.51	\$65,386.98	\$65,386.98	\$56,619.93	\$76,833.35	\$58,060.19	\$529,961.29
AUDITORS REMUNERATION	核數費	\$0.00	\$0.00	\$0.00	\$0.00	\$0.00	\$0.00	\$0.00	\$0.00	\$0.00	\$0.00	\$0.00
CONSULTING FEE	諮詢費	\$0.00	\$0.00	\$0.00	\$0.00	\$0.00	\$0.00	\$0.00	\$0.00	\$0.00	\$0.00	\$0.00
CLEANING EXPENSES	清潔費	\$9,370.00	\$9,370.00	\$9,370.00	\$10,199.82	\$9,370.00	\$9,370.00	\$9,370.00	\$9,630.00	\$10,133.37	\$9,370.00	\$86,183.19
DEBRIS REMOVAL CHARGES	清泥頭費	\$0.00	\$0.00	\$0.00	\$0.00	\$0.00	\$0.00	\$0.00	\$0.00	\$0.00	\$0.00	\$0.00
ELECTRICITY	電費	\$6,073.00	\$5,922.00	\$6,450.00	\$5,823.00	\$6,824.00	\$6,783.00	\$6,783.00	\$7,334.00	\$6,598.00	\$7,762.00	\$59,569.00
FESTIVAL DECORATION EXPENSES	節日裝飾	\$0.00	\$0.00	\$475.00	\$0.00	\$0.00	\$0.00	\$0.00	\$0.00	\$0.00	\$31.60	\$506.60
FURNITURE, FIXTURES & EQUIPMENT	屋苑設備	\$0.00	\$0.00	\$0.00	\$0.00	\$0.00	\$0.00	\$0.00	\$0.00	\$0.00	\$0.00	\$0.00
LEGAL FEE	訴訟費	\$0.00	\$0.00	\$0.00	\$0.00	\$0.00	\$0.00	\$0.00	\$0.00	\$0.00	\$0.00	\$0.00
MAINTENANCE, REPAIR & INSTALLATION	保養維修											
CONCRETE AND SCAFFOLDING	外牆維修及搭棚	\$0.00	\$0.00	\$0.00	\$0.00	\$3,800.00	\$0.00	\$0.00	\$0.00	\$0.00	\$0.00	\$3,800.00
DRAINAGE, ELECTRICALS & PUMPS	水電保養維修	\$89.83	\$1,380.00	\$130.50	\$690.00	\$1,156.00	\$300.00	\$300.00	\$0.00	\$11,303.00	\$822.00	\$15,871.33
SECURITY SYSTEM / SMATV. SYM	保安系統/衛星電視	\$280.00	\$280.00	\$280.00	\$3,480.00	\$280.00	\$280.00	\$280.00	\$280.00	\$280.00	\$1,658.72	\$7,098.72
FIRE FIGHTING SYSTEM	消防保養	\$0.00	\$0.00	\$0.00	\$0.00	\$0.00	\$700.00	\$700.00	\$0.00	\$0.00	\$3,479.00	\$4,179.00
LIFTS	升降機	\$5,700.00	\$5,700.00	\$5,700.00	\$5,700.00	\$12,900.00	\$6,280.00	\$6,280.00	\$5,700.00	\$5,700.00	\$5,700.00	\$59,080.00
MANAGER'S REMUNERATION 4%	管理酬金 4%	\$2,601.93	\$2,646.42	\$2,641.93	\$2,776.05	\$3,116.88	\$2,688.86	\$2,688.86	\$2,658.10	\$3,100.91	\$2,895.82	\$25,126.90
MAINTENANCE FUND 11%	維修基金 11%	\$7,155.31	\$7,277.64	\$7,265.32	\$7,634.13	\$8,571.41	\$7,394.35	\$7,394.35	\$7,309.76	\$8,527.50	\$7,963.49	\$69,098.91
PEST CONTROL	殺蟲滅鼠	\$0.00	\$0.00	\$0.00	\$0.00	\$0.00	\$0.00	\$0.00	\$0.00	\$0.00	\$0.00	\$0.00
PRINTING AND STATIONERY	印刷及廣告費	\$21.60	\$0.00	\$0.00	\$0.00	\$0.00	\$0.00	\$0.00	\$0.00	\$0.00	\$0.00	\$21.60
SECURITY GUARD SERVICE CHARGES	保安費	\$42,778.00	\$42,778.00	\$42,778.00	\$42,778.00	\$42,778.00	\$42,778.00	\$42,778.00	\$42,778.00	\$42,778.00	\$42,778.00	\$385,002.00
SUNDRY EXPENSES	什項支出	\$577.80	\$572.40	\$706.85	\$572.40	\$655.90	\$572.40	\$572.40	\$572.40	\$572.40	\$636.06	\$5,438.61
TELEPHONE	電話費	\$158.00	\$158.00	\$158.00	\$158.00	\$158.00	\$158.00	\$158.00	\$158.00	\$158.00	\$158.00	\$1,422.00
WATER FEE	水費	\$0.00	\$0.00	\$0.00	\$0.00	\$0.00	\$0.00	\$0.00	\$0.00	\$0.00	\$0.00	\$0.00
TOTAL EXPENSES	總支出	\$127,324.07	\$137,525.60	\$127,535.37	\$132,966.22	\$143,976.70	\$142,691.59	\$142,691.59	\$133,040.19	\$165,984.53	\$141,314.88	\$1,252,359.15
SURPLUS / (DEFICIT) FOR THE PERIOD	本期盈餘/(赤字)	\$412.93	\$12,242.40	\$201.63	(\$5,229.22)	(\$16,239.70)	(\$14,954.59)	(\$14,954.59)	(\$5,303.19)	(\$38,247.53)	(\$13,577.88)	(\$80,695.15)
SURPLUS / (DEFICIT) B/F	承上結存	(\$722,126.15)	(\$721,713.22)	(\$709,470.82)	(\$709,269.19)	(\$714,498.41)	(\$730,738.11)	(\$730,738.11)	(\$785,906.56)	(\$791,209.75)	(\$829,457.28)	(\$722,126.15)
ADJ ON SURPLUS / (DEFICIT) for Yr.2012-20	2012-20年盈餘/(赤字) 調整	\$0.00	\$0.00	\$0.00	\$0.00	\$0.00	\$0.00	(\$40,213.86)	\$0.00	\$0.00	\$0.00	(\$40,213.86)
ACCUM.SURPLUS / (DEFICIT) C/F	累積盈餘/(赤字)	(\$721,713.22)	(\$709,470.82)	(\$709,269.19)	(\$714,498.41)	(\$730,738.11)	(\$745,692.70)	(\$785,906.56)	(\$791,209.75)	(\$829,457.28)	(\$843,035.16)	(\$843,035.16)

備註：2021年6月份財務收支報告已就2012年9月至2016年5月會計師事務所人賬誤差作出調整及包括2012年至2014年之核數調整



T.L.60
HONG KONG GARDENS - BLOCK 4 豪景花園第四座
STATEMENT OF COMPREHENSIVE INCOME 收支報告表
(FORMERLY KNOWN AS INCOME & EXPENDITURE ACCOUNT)

		Jan-21 (一月)	Feb-21 (二月)	Mar-21 (三月)	Apr-21 (四月)	May-21 (五月)	Jun-21 (before adj)	Jun-21 (六月)	Jul-21 (七月)	Aug-21 (八月)	Sep-21 (九月)	1-9/2021 TOTAL總計
INCOME:	收入											
MANAGEMENT FEE RECEIVED	管理費收入	\$137,988.00	\$137,988.00	\$137,988.00	\$137,988.00	\$137,988.00	\$137,988.00	\$137,988.00	\$137,988.00	\$137,988.00	\$137,988.00	\$1,241,892.00
LESS: SINKING FUND	減：儲備基金	(\$6,899.40)	(\$6,899.40)	(\$6,899.40)	(\$6,899.40)	(\$6,899.40)	(\$6,899.40)	(\$6,899.40)	(\$6,899.40)	(\$6,899.40)	(\$6,899.40)	(\$62,094.60)
INSURANCE AND OTHER COMPENSATION	保險及其他賠償	\$0.00	\$0.00	\$0.00	\$0.00	\$0.00	\$0.00	\$0.00	\$0.00	\$0.00	\$0.00	\$0.00
LEGAL FEE RECOVERED	訴訟費收入	\$0.00	\$0.00	\$0.00	\$0.00	\$0.00	\$0.00	\$0.00	\$0.00	\$0.00	\$0.00	\$0.00
INTEREST INCOME	利息收入	\$0.00	\$0.00	\$0.00	\$0.00	\$0.00	\$0.00	\$0.00	\$0.00	\$0.00	\$0.00	\$0.00
SUNDRY INCOME	什項收入	\$0.00	\$22,031.00	\$0.00	\$0.00	\$0.00	\$0.00	\$0.00	\$0.00	\$0.00	\$0.00	\$22,031.00
		\$131,088.60	\$153,119.60	\$131,088.60	\$131,088.60	\$131,088.60	\$131,088.60	\$131,088.60	\$131,088.60	\$131,088.60	\$131,088.60	\$1,201,828.40
EXPENSES:	減：支出											
APPORTIONMENT OF GARDENS EXPENSES	公共費用之分攤	\$52,518.60	\$61,441.14	\$51,579.77	\$53,154.82	\$54,366.51	\$65,386.98	\$65,386.98	\$56,619.93	\$76,833.35	\$58,060.19	\$529,961.29
AUDITORS REMUNERATION	核數費	\$0.00	\$0.00	\$0.00	\$0.00	\$0.00	\$0.00	\$0.00	\$0.00	\$0.00	\$0.00	\$0.00
CONSULTING FEE	諮詢費	\$0.00	\$0.00	\$0.00	\$0.00	\$0.00	\$0.00	\$0.00	\$0.00	\$0.00	\$0.00	\$0.00
CLEANING EXPENSES	清潔費	\$9,370.00	\$9,370.00	\$9,370.00	\$9,370.00	\$10,203.00	\$9,370.00	\$9,370.00	\$9,370.00	\$10,133.37	\$9,370.00	\$85,926.37
DEBRIS REMOVAL CHARGES	清泥瀆費	\$0.00	\$0.00	\$0.00	\$0.00	\$0.00	\$0.00	\$0.00	\$0.00	\$0.00	\$0.00	\$0.00
ELECTRICITY	電費	\$4,774.00	\$5,851.00	\$5,061.00	\$5,576.00	\$5,126.00	\$6,394.00	\$6,394.00	\$6,119.00	\$5,934.00	\$6,821.00	\$51,656.00
FESTIVAL DECORATION EXPENSES	節日裝飾	\$0.00	\$0.00	\$475.00	\$0.00	\$0.00	\$0.00	\$0.00	\$0.00	\$0.00	\$31.60	\$506.60
FURNITURE, FIXTURES & EQUIPMENT	屋苑設備	\$0.00	\$0.00	\$0.00	\$0.00	\$0.00	\$0.00	\$0.00	\$0.00	\$0.00	\$0.00	\$0.00
LEGAL FEE	訴訟費	\$0.00	\$0.00	\$0.00	\$0.00	\$0.00	\$0.00	\$0.00	\$0.00	\$0.00	\$0.00	\$0.00
MAINTENANCE, REPAIR & INSTALLATION	保養維修											
CONCRETE AND SCAFFOLDING	外牆維修及搭棚	\$0.00	\$0.00	\$0.00	\$6,601.00	\$0.00	\$0.00	\$0.00	\$0.00	\$0.00	\$0.00	\$6,601.00
DRAINAGE, ELECTRICALS & PUMPS	水電保養維修	\$57.83	\$1,470.00	\$52.00	\$690.00	\$606.00	\$320.00	\$320.00	\$0.00	\$11,260.00	\$822.00	\$15,277.83
SECURITY SYSTEM / SMATV. SYM	保安系統/衛星電視	\$280.00	\$280.00	\$280.00	\$280.00	\$280.00	\$280.00	\$280.00	\$280.00	\$280.00	\$1,658.72	\$3,898.72
FIRE FIGHTING SYSTEM	消防保養	\$0.00	\$0.00	\$0.00	\$0.00	\$0.00	\$700.00	\$700.00	\$0.00	\$0.00	\$12,514.00	\$13,214.00
LIFTS	升降機	\$5,700.00	\$5,700.00	\$5,700.00	\$5,700.00	\$12,900.00	\$6,280.00	\$6,280.00	\$5,700.00	\$5,700.00	\$5,700.00	\$59,080.00
MANAGER'S REMUNERATION 4%	管理酬金 4%	\$2,548.71	\$2,647.18	\$2,583.23	\$2,869.02	\$2,904.94	\$2,674.10	\$2,674.10	\$2,599.10	\$3,072.63	\$3,217.03	\$25,115.94
MAINTENANCE FUND 11%	維修基金 11%	\$7,008.90	\$7,279.73	\$7,103.89	\$7,889.79	\$7,988.57	\$7,353.76	\$7,353.76	\$7,147.51	\$8,449.73	\$8,846.83	\$69,068.71
PEST CONTROL	殺蟲滅鼠	\$0.00	\$0.00	\$0.00	\$0.00	\$0.00	\$0.00	\$0.00	\$0.00	\$0.00	\$0.00	\$0.00
PRINTING AND STATIONERY	印刷及廣告費	\$21.60	\$0.00	\$0.00	\$0.00	\$0.00	\$0.00	\$0.00	\$0.00	\$0.00	\$0.00	\$21.60
SECURITY GUARD SERVICE CHARGES	保安費	\$42,778.00	\$42,778.00	\$42,778.00	\$42,778.00	\$42,778.00	\$42,778.00	\$42,778.00	\$42,778.00	\$42,778.00	\$42,778.00	\$385,002.00
SUNDRY EXPENSES	什項支出	\$577.80	\$572.40	\$706.85	\$572.40	\$572.40	\$572.40	\$572.40	\$572.40	\$572.40	\$572.40	\$5,291.45
TELEPHONE	電話費	\$158.00	\$158.00	\$158.00	\$158.00	\$158.00	\$158.00	\$158.00	\$158.00	\$158.00	\$158.00	\$1,422.00
WATER FEE	水費	\$0.00	\$0.00	\$0.00	\$0.00	\$0.00	\$0.00	\$0.00	\$0.00	\$0.00	\$0.00	\$0.00
TOTAL EXPENSES	總支出	\$125,793.44	\$137,547.45	\$125,847.74	\$135,639.03	\$137,883.42	\$142,267.24	\$142,267.24	\$131,343.94	\$165,171.48	\$150,549.77	\$1,252,043.51
SURPLUS / (DEFICIT) FOR THE PERIOD	本期盈餘/(赤字)	\$5,295.16	\$15,572.15	\$5,240.86	(\$4,550.43)	(\$6,794.82)	(\$11,178.64)	(\$11,178.64)	(\$255.34)	(\$34,082.88)	(\$19,461.17)	(\$50,215.11)
SURPLUS / (DEFICIT) B/F	承上結存	(\$1,156,971.56)	(\$1,151,676.40)	(\$1,136,104.25)	(\$1,130,863.39)	(\$1,135,413.82)	(\$1,142,208.64)	(\$1,142,208.64)	(\$1,231,744.96)	(\$1,232,000.30)	(\$1,266,083.18)	(\$1,156,971.56)
ADJ ON SURPLUS / (DEFICIT) for Yr.2012-20	2012-20年盈餘/(赤字) 調整	\$0.00	\$0.00	\$0.00	\$0.00	\$0.00	\$0.00	(\$78,357.68)	\$0.00	\$0.00	\$0.00	(\$78,357.68)
ACCUM.SURPLUS / (DEFICIT) C/F	累積盈餘/(赤字)	(\$1,151,676.40)	(\$1,136,104.25)	(\$1,130,863.39)	(\$1,135,413.82)	(\$1,142,208.64)	(\$1,153,387.28)	(\$1,231,744.96)	(\$1,232,000.30)	(\$1,266,083.18)	(\$1,285,544.35)	(\$1,285,544.35)

備註：2021年6月份財務收支報告已就2012年9月至2016年5月會計師事務所入賬誤差作出調整及包括2012年至2014年之核數調整



T.L.60
HONG KONG GARDENS - BLOCK 5 豪景花園第五座
STATEMENT OF COMPREHENSIVE INCOME 收支報告表
(FORMERLY KNOWN AS INCOME & EXPENDITURE ACCOUNT)

		Jan-21 (一月)	Feb-21 (二月)	Mar-21 (三月)	Apr-21 (四月)	May-21 (五月)	Jun-21 (before adj)	Jun-21 (六月)	Jul-21 (七月)	Aug-21 (八月)	Sep-21 (九月)	1-9/2021 TOTAL總計
INCOME:	收入											
MANAGEMENT FEE RECEIVED	管理費收入	\$160,160.00	\$160,160.00	\$160,160.00	\$160,160.00	\$160,160.00	\$160,160.00	\$160,160.00	\$160,160.00	\$160,160.00	\$160,160.00	\$1,441,440.00
LESS: SINKING FUND	減：儲備基金	(\$8,008.00)	(\$8,008.00)	(\$8,008.00)	(\$8,008.00)	(\$8,008.00)	(\$8,008.00)	(\$8,008.00)	(\$8,008.00)	(\$8,008.00)	(\$8,008.00)	(\$72,072.00)
LESS: PROVISION FOR BAD DEBT - M.F.	管理費壞賬撥備	\$0.00	\$0.00	\$0.00	\$0.00	\$0.00	\$0.00	\$0.00	\$0.00	\$0.00	\$0.00	\$0.00
ADD: BAD DEBT (M.F.) WRITTEN BACK	收回管理費壞賬	\$0.00	\$0.00	\$0.00	\$0.00	\$0.00	\$0.00	\$0.00	\$0.00	\$0.00	\$0.00	\$0.00
INSURANCE AND OTHER COMPENSATION	保險及其他賠償	\$0.00	\$0.00	\$0.00	\$0.00	\$0.00	\$0.00	\$0.00	\$0.00	\$0.00	\$0.00	\$0.00
LEGAL FEE RECOVERED	訴訟費收入	\$0.00	\$0.00	\$0.00	\$0.00	\$0.00	\$0.00	\$0.00	\$0.00	\$0.00	\$0.00	\$0.00
INTEREST INCOME	利息收入	\$0.00	\$0.00	\$0.00	\$0.00	\$0.00	\$0.00	\$0.00	\$0.00	\$0.00	\$0.00	\$0.00
SUNDRY INCOME	什項收入	\$0.00	\$27,617.00	\$0.00	\$0.00	\$0.00	\$0.00	\$0.00	\$0.00	\$0.00	\$0.00	\$27,617.00
		<u>\$152,152.00</u>	<u>\$179,769.00</u>	<u>\$152,152.00</u>	<u>\$152,152.00</u>	<u>\$152,152.00</u>	<u>\$152,152.00</u>	<u>\$152,152.00</u>	<u>\$152,152.00</u>	<u>\$152,152.00</u>	<u>\$152,152.00</u>	<u>\$1,396,985.00</u>
EXPENSES:	減：支出											
APPORTIONMENT OF GARDENS EXPENSES	公共費用之分攤	\$65,835.28	\$77,020.24	\$64,658.41	\$66,632.82	\$68,151.75	\$81,966.59	\$81,966.59	\$70,976.55	\$96,315.32	\$72,782.01	\$664,338.97
AUDITORS REMUNERATION	核數費	\$0.00	\$0.00	\$0.00	\$0.00	\$0.00	\$0.00	\$0.00	\$0.00	\$0.00	\$0.00	\$0.00
CONSULTING FEE	諮詢費	\$0.00	\$0.00	\$0.00	\$0.00	\$0.00	\$0.00	\$0.00	\$0.00	\$0.00	\$0.00	\$0.00
CLEANING EXPENSES	清潔費	\$9,370.00	\$9,370.00	\$9,370.00	\$9,370.00	\$9,370.00	\$9,370.00	\$9,370.00	\$9,370.00	\$10,133.37	\$9,370.00	\$85,093.37
DEBRIS REMOVAL CHARGES	清泥頭費	\$0.00	\$0.00	\$0.00	\$0.00	\$0.00	\$0.00	\$0.00	\$0.00	\$0.00	\$0.00	\$0.00
ELECTRICITY	電費	\$7,900.96	\$8,588.15	\$7,390.01	\$8,511.90	\$8,522.81	\$10,549.29	\$10,549.29	\$9,938.08	\$9,550.86	\$11,195.63	\$82,147.69
FESTIVAL DECORATION EXPENSES	節日裝飾	\$0.00	\$0.00	\$475.00	\$0.00	\$0.00	\$0.00	\$0.00	\$0.00	\$0.00	\$31.70	\$506.70
FURNITURE, FIXTURES & EQUIPMENT	屋苑設備	\$0.00	\$0.00	\$0.00	\$0.00	\$0.00	\$0.00	\$0.00	\$0.00	\$0.00	\$0.00	\$0.00
LEGAL FEE	訴訟費	\$0.00	\$0.00	\$0.00	\$0.00	\$0.00	\$0.00	\$0.00	\$0.00	\$0.00	\$0.00	\$0.00
MAINTENANCE, REPAIR & INSTALLATION	保養維修											
CONCRETE AND SCAFFOLDING	外牆維修及搭棚	\$0.00	\$2,300.00	\$7,201.00	\$0.00	\$0.00	\$25,243.00	\$25,243.00	\$17,703.00	\$0.00	\$0.00	\$52,447.00
DRAINAGE, ELECTRICALS & PUMPS	水電保養維修	\$57.83	\$1,840.00	\$26.00	\$1,598.00	\$1,900.00	\$352.00	\$352.00	\$667.00	\$12,006.00	\$1,252.00	\$19,698.83
SECURITY SYSTEM / SMATV. SYM	保安系統/衛星電視	\$1,780.00	\$280.00	\$280.00	\$280.00	\$280.00	\$280.00	\$280.00	\$280.00	\$280.00	\$2,008.31	\$5,748.31
FIRE FIGHTING SYSTEM	消防保養	\$0.00	\$0.00	\$0.00	\$0.00	\$2,200.00	\$23,960.00	\$23,960.00	\$0.00	\$0.00	\$6,821.00	\$32,981.00
LIFTS	升降機	\$5,700.00	\$5,700.00	\$5,700.00	\$5,700.00	\$12,900.00	\$6,280.00	\$6,280.00	\$5,700.00	\$5,700.00	\$5,700.00	\$59,080.00
MANAGER'S REMUNERATION 4%	管理酬金 4%	\$2,748.73	\$2,877.88	\$2,972.43	\$2,773.15	\$3,165.00	\$4,796.12	\$4,796.12	\$3,509.04	\$3,261.56	\$3,324.99	\$29,428.90
MAINTENANCE FUND 11%	維修基金 11%	\$7,559.00	\$7,914.16	\$8,174.19	\$7,626.16	\$8,703.76	\$13,189.34	\$13,189.34	\$9,649.85	\$8,969.29	\$9,143.72	\$80,929.47
PEST CONTROL	殺蟲滅鼠	\$0.00	\$0.00	\$0.00	\$0.00	\$0.00	\$0.00	\$0.00	\$0.00	\$0.00	\$2,750.00	\$2,750.00
PRINTING AND STATIONERY	印刷及廣告費	\$35.20	\$0.00	\$0.00	\$0.00	\$0.00	\$0.00	\$0.00	\$0.00	\$0.00	\$0.00	\$35.20
SECURITY GUARD SERVICE CHARGES	保安費	\$42,778.00	\$42,778.00	\$42,778.00	\$42,778.00	\$42,778.00	\$42,778.00	\$42,778.00	\$42,778.00	\$42,778.00	\$42,778.00	\$385,002.00
SUNDRY EXPENSES	什項支出	\$938.20	\$932.80	\$932.80	\$932.80	\$1,016.30	\$932.80	\$932.80	\$1,131.80	\$932.80	\$1,060.12	\$8,810.42
TELEPHONE	電話費	\$158.00	\$158.00	\$158.00	\$158.00	\$158.00	\$158.00	\$158.00	\$158.00	\$158.00	\$158.00	\$1,422.00
WATER FEE	水費	\$0.00	\$0.00	\$0.00	\$0.00	\$0.00	\$0.00	\$0.00	\$0.00	\$0.00	\$0.00	\$0.00
TOTAL EXPENSES	總支出	<u>\$144,861.20</u>	<u>\$159,759.23</u>	<u>\$150,115.84</u>	<u>\$146,360.83</u>	<u>\$159,145.62</u>	<u>\$219,855.14</u>	<u>\$219,855.14</u>	<u>\$171,861.32</u>	<u>\$190,085.20</u>	<u>\$168,375.48</u>	<u>\$1,510,419.86</u>
SURPLUS / (DEFICIT) FOR THE PERIOD	本期盈餘/(赤字)	\$7,290.80	\$20,009.77	\$2,036.16	\$5,791.17	(\$6,993.62)	(\$67,703.14)	(\$67,703.14)	(\$19,709.32)	(\$37,933.20)	(\$16,223.48)	(\$113,434.86)
SURPLUS / (DEFICIT) B/F	承上結存	(\$533,556.28)	(\$526,265.48)	(\$506,255.71)	(\$504,219.55)	(\$498,428.38)	(\$505,422.00)	(\$505,422.00)	(\$594,229.36)	(\$613,938.68)	(\$651,871.88)	(\$533,556.28)
ADJ ON SURPLUS / (DEFICIT) for Yr.2012-20	2012-20年盈餘/(赤字) 調整	\$0.00	\$0.00	\$0.00	\$0.00	\$0.00	\$0.00	\$0.00	(\$21,104.22)	\$0.00	\$0.00	(\$21,104.22)
ACCUM.SURPLUS / (DEFICIT) C/F	累積盈餘/(赤字)	<u>(\$526,265.48)</u>	<u>(\$506,255.71)</u>	<u>(\$504,219.55)</u>	<u>(\$498,428.38)</u>	<u>(\$505,422.00)</u>	<u>(\$573,125.14)</u>	<u>(\$594,229.36)</u>	<u>(\$613,938.68)</u>	<u>(\$651,871.88)</u>	<u>(\$668,095.36)</u>	<u>(\$668,095.36)</u>

備註：2021年6月份財務收支報告已就2012年9月至2016年5月會計師事務所人賬誤差作出調整及包括2012年至2014年之核數調整



T.L.60
HONG KONG GARDENS - BLOCK 6 豪景花園第六座
STATEMENT OF COMPREHENSIVE INCOME 收支報告表
(FORMERLY KNOWN AS INCOME & EXPENDITURE ACCOUNT)

		Jan-21 (一月)	Feb-21 (二月)	Mar-21 (三月)	Apr-21 (四月)	May-21 (五月)	Jun-21 (before adj)	Jun-21 (六月)	Jul-21 (七月)	Aug-21 (八月)	Sep-21 (九月)	1-9/2021 TOTAL總計
INCOME:	收入											
MANAGEMENT FEE RECEIVED	管理費收入	\$138,688.00	\$138,688.00	\$138,688.00	\$138,688.00	\$138,688.00	\$138,688.00	\$138,688.00	\$138,688.00	\$138,688.00	\$138,688.00	\$1,248,192.00
LESS: SINKING FUND	減：儲備基金	(\$6,934.40)	(\$6,934.40)	(\$6,934.40)	(\$6,934.40)	(\$6,934.40)	(\$6,934.40)	(\$6,934.40)	(\$6,934.40)	(\$6,934.40)	(\$6,934.40)	(\$62,409.60)
LESS: PROVISION FOR BAD DEBT - M.F.	管理費壞賬撥備	\$0.00	\$0.00	\$0.00	\$0.00	\$0.00	\$0.00	\$0.00	\$0.00	\$0.00	\$0.00	\$0.00
ADD: BAD DEBT (M.F.)WRITTEN BACK	收回管理費壞賬	\$0.00	\$0.00	\$0.00	\$0.00	\$0.00	\$0.00	\$0.00	\$0.00	\$0.00	\$0.00	\$0.00
TELECOM STATION INCOME	電訊台收入	\$15,000.00	\$15,000.00	\$15,000.00	\$15,000.00	\$15,000.00	\$15,000.00	\$15,000.00	\$15,000.00	\$15,000.00	\$15,000.00	\$135,000.00
LESS: PROPERTY TAX OF TELECOM	減：電訊物業稅	\$0.00	\$0.00	\$0.00	\$0.00	\$0.00	\$0.00	\$0.00	\$0.00	\$0.00	(\$6,600.00)	(\$6,600.00)
INSURANCE AND OTHER COMPENSATION	保險及其他賠償	\$0.00	\$0.00	\$0.00	\$0.00	\$0.00	\$0.00	\$0.00	\$0.00	\$0.00	\$0.00	\$0.00
LEGAL FEE RECOVERED	訴訟費收入	\$0.00	\$0.00	\$0.00	\$0.00	\$0.00	\$0.00	\$0.00	\$0.00	\$0.00	\$0.00	\$0.00
INTEREST INCOME	利息收入	\$0.00	\$0.00	\$0.00	\$0.00	\$0.00	\$0.00	\$0.00	\$0.00	\$0.00	\$0.00	\$0.00
SUNDRY INCOME	什項收入	\$0.00	\$27,617.00	\$0.00	\$0.00	\$0.00	\$0.00	\$0.00	\$0.00	\$0.00	\$0.00	\$27,617.00
		\$146,753.60	\$174,370.60	\$146,753.60	\$146,753.60	\$146,753.60	\$146,753.60	\$146,753.60	\$146,753.60	\$146,753.60	\$140,153.60	\$1,341,799.40
EXPENSES:	減：支出											
APPORTIONMENT OF GARDENS EXPENSES	公共費用之分攤	\$65,835.28	\$77,020.24	\$64,658.41	\$66,632.82	\$68,151.75	\$81,966.59	\$81,966.59	\$70,976.55	\$96,315.32	\$72,782.01	\$664,338.97
AUDITORS REMUNERATION	核數費	\$0.00	\$0.00	\$0.00	\$0.00	\$0.00	\$0.00	\$0.00	\$0.00	\$0.00	\$0.00	\$0.00
CONSULTING FEE	諮詢費	\$0.00	\$0.00	\$0.00	\$0.00	\$0.00	\$0.00	\$0.00	\$0.00	\$0.00	\$0.00	\$0.00
CLEANING EXPENSES	清潔費	\$9,370.00	\$9,370.00	\$9,370.00	\$10,199.82	\$9,370.00	\$9,370.00	\$9,370.00	\$9,370.00	\$10,133.37	\$9,370.00	\$85,923.19
DEBRIS REMOVAL CHARGES	清泥頭費	\$0.00	\$0.00	\$0.00	\$0.00	\$0.00	\$0.00	\$0.00	\$0.00	\$0.00	\$0.00	\$0.00
ELECTRICITY	電費	\$7,757.00	\$8,326.00	\$7,195.00	\$8,251.00	\$8,158.00	\$9,631.00	\$9,631.00	\$9,020.00	\$8,711.00	\$10,160.00	\$77,209.00
FESTIVAL DECORATION EXPENSES	節日裝飾	\$0.00	\$0.00	\$475.00	\$0.00	\$0.00	\$0.00	\$0.00	\$0.00	\$0.00	\$31.70	\$506.70
FURNITURE, FIXTURES & EQUIPMENT	屋苑設備	\$0.00	\$0.00	\$0.00	\$0.00	\$0.00	\$0.00	\$0.00	\$0.00	\$0.00	\$0.00	\$0.00
GOVERNMENT RATES	差餉	\$900.00	\$0.00	\$0.00	\$900.00	\$0.00	\$0.00	\$0.00	\$900.00	\$0.00	\$0.00	\$2,700.00
LEGAL FEE	訴訟費	\$0.00	\$0.00	\$0.00	\$0.00	\$0.00	\$0.00	\$0.00	\$0.00	\$0.00	\$0.00	\$0.00
MAINTENANCE, REPAIR & INSTALLATION	保養維修											
CONCRETE AND SCAFFOLDING	外牆維修及搭棚	\$0.00	\$0.00	\$0.00	\$7,201.00	\$6,400.00	\$6,400.00	\$6,400.00	\$16,153.00	\$9,900.00	\$2,200.00	\$48,254.00
DRAINAGE, ELECTRICALS & PUMPS	水電保養維修	\$447.83	\$1,892.00	\$150.00	\$1,010.00	\$1,702.00	\$19,362.00	\$19,362.00	\$0.00	\$11,784.00	\$897.00	\$37,244.83
SECURITY SYSTEM / SMATV. SYM	保安系統/衛星電視	\$2,080.00	\$280.00	\$280.00	\$280.00	\$280.00	\$280.00	\$280.00	\$280.00	\$280.00	\$2,008.31	\$6,048.31
FIRE FIGHTING SYSTEM	消防保養	\$0.00	\$0.00	\$0.00	\$0.00	\$0.00	\$29,210.00	\$29,210.00	\$29,500.00	\$0.00	\$6,625.00	\$65,335.00
LIFTS	升降機	\$5,700.00	\$5,700.00	\$5,700.00	\$5,700.00	\$12,900.00	\$6,280.00	\$6,280.00	\$5,700.00	\$5,700.00	\$5,700.00	\$59,080.00
MANAGER'S REMUNERATION 4%	管理酬金 4%	\$2,806.57	\$2,777.47	\$2,681.55	\$3,496.42	\$3,307.15	\$4,976.07	\$4,976.07	\$4,591.67	\$3,615.57	\$3,235.30	\$31,487.77
MAINTENANCE FUND 11%	維修基金 11%	\$7,718.07	\$7,638.05	\$7,374.27	\$9,615.17	\$9,094.67	\$13,684.20	\$13,684.20	\$12,627.10	\$9,942.83	\$8,897.07	\$86,591.43
PEST CONTROL	殺蟲滅鼠	\$0.00	\$0.00	\$0.00	\$0.00	\$0.00	\$0.00	\$0.00	\$0.00	\$0.00	\$0.00	\$0.00
PRINTING AND STATIONERY	印刷及廣告費	\$35.20	\$0.00	\$0.00	\$0.00	\$0.00	\$0.00	\$0.00	\$0.00	\$0.00	\$0.00	\$35.20
SECURITY GUARD SERVICE CHARGES	保安費	\$42,778.00	\$42,778.00	\$42,778.00	\$42,778.00	\$42,778.00	\$42,778.00	\$42,778.00	\$42,778.00	\$42,778.00	\$42,778.00	\$385,002.00
SUNDRY EXPENSES	什項支出	\$938.20	\$932.80	\$932.80	\$10,932.80	\$932.80	\$932.80	\$932.80	\$932.80	\$932.80	\$932.80	\$18,400.60
TRAVELLING	交通費	\$0.00	\$0.00	\$0.00	\$0.00	\$0.00	\$0.00	\$0.00	\$0.00	\$0.00	\$0.00	\$0.00
TELEPHONE	電話費	\$158.00	\$158.00	\$158.00	\$158.00	\$158.00	\$158.00	\$158.00	\$158.00	\$170.19	\$179.64	\$1,455.83
WATER FEE	水費	\$0.00	\$0.00	\$0.00	\$0.00	\$0.00	\$0.00	\$0.00	\$0.00	\$0.00	\$0.00	\$0.00
TOTAL EXPENSES	總支出	\$146,524.15	\$156,872.56	\$141,753.03	\$167,155.03	\$163,232.37	\$225,028.66	\$225,028.66	\$202,987.12	\$200,263.08	\$165,796.83	\$1,569,612.83
SURPLUS / (DEFICIT) FOR THE PERIOD	本期盈餘/(赤字)	\$229.45	\$17,498.04	\$5,000.57	(\$20,401.43)	(\$16,478.77)	(\$78,275.06)	(\$78,275.06)	(\$56,233.52)	(\$53,509.48)	(\$25,643.23)	(\$227,813.43)
SURPLUS / (DEFICIT) B/F	承上結存	(\$1,111,005.50)	(\$1,110,776.05)	(\$1,093,278.01)	(\$1,088,277.44)	(\$1,108,678.87)	(\$1,125,157.64)	(\$1,125,157.64)	(\$1,352,759.72)	(\$1,408,993.24)	(\$1,462,502.72)	(\$1,111,005.50)
ADJ ON SURPLUS / (DEFICIT) for Yr.2012-20	2012-20年盈餘/(赤字) 調整	\$0.00	\$0.00	\$0.00	\$0.00	\$0.00	\$0.00	(\$149,327.02)	\$0.00	\$0.00	\$0.00	(\$149,327.02)
ACCUM.SURPLUS / (DEFICIT) C/F	累積盈餘/(赤字)	(\$1,110,776.05)	(\$1,093,278.01)	(\$1,088,277.44)	(\$1,108,678.87)	(\$1,125,157.64)	(\$1,203,432.70)	(\$1,352,759.72)	(\$1,408,993.24)	(\$1,462,502.72)	(\$1,488,145.95)	(\$1,488,145.95)

備註：2021年6月份財務收支報告已就2012年9月至2016年5月會計師事務所入賬誤差作出調整及包括2012年至2014年之核數調整



T.L.60
HONG KONG GARDENS - BLOCK 7 豪景花園第七座
STATEMENT OF COMPREHENSIVE INCOME 收支報告表
(FORMERLY KNOWN AS INCOME & EXPENDITURE ACCOUNT)

		Jan-21 (一月)	Feb-21 (二月)	Mar-21 (三月)	Apr-21 (四月)	May-21 (五月)	Jun-21 (before adj)	Jun-21 (六月)	Jul-21 (七月)	Aug-21 (八月)	Sep-21 (九月)	1-9/2021 TOTAL 總計
INCOME:	收入											
MANAGEMENT FEE RECEIVED	管理費收入	\$189,200.00	\$189,200.00	\$189,200.00	\$189,200.00	\$189,200.00	\$189,200.00	\$189,200.00	\$189,200.00	\$189,200.00	\$189,200.00	\$1,702,800.00
LESS: SINKING FUND	減: 儲備基金	(\$9,460.00)	(\$9,460.00)	(\$9,460.00)	(\$9,460.00)	(\$9,460.00)	(\$9,460.00)	(\$9,460.00)	(\$9,460.00)	(\$9,460.00)	(\$9,460.00)	(\$85,140.00)
INSURANCE AND OTHER COMPENSATION	保險及其他賠償	\$0.00	\$0.00	\$0.00	\$0.00	\$0.00	\$0.00	\$0.00	\$0.00	\$0.00	\$0.00	\$0.00
LEGAL FEE RECOVERED	訴訟費收入	\$0.00	\$0.00	\$0.00	\$0.00	\$0.00	\$0.00	\$0.00	\$0.00	\$0.00	\$0.00	\$0.00
INTEREST INCOME	利息收入	\$0.00	\$0.00	\$0.00	\$0.00	\$0.00	\$0.00	\$0.00	\$0.00	\$0.00	\$0.00	\$0.00
SUNDRY INCOME	什項收入	\$0.00	\$37,283.00	\$0.00	\$400.00	\$0.00	\$100.00	\$100.00	\$0.00	\$0.00	\$0.00	\$37,783.00
		\$179,740.00	\$217,023.00	\$179,740.00	\$180,140.00	\$179,740.00	\$179,840.00	\$179,840.00	\$179,740.00	\$179,740.00	\$179,740.00	\$1,655,443.00
EXPENSES:	減: 支出											
APPORTIONMENT OF GARDENS EXPENSES	公共費用之分攤	\$88,877.63	\$103,977.32	\$87,288.85	\$89,954.31	\$92,004.87	\$110,654.89	\$110,654.89	\$95,818.34	\$130,025.68	\$98,255.71	\$896,857.60
AUDITORS REMUNERATION	核數費	\$0.00	\$0.00	\$0.00	\$0.00	\$0.00	\$0.00	\$0.00	\$0.00	\$0.00	\$0.00	\$0.00
CONSULTING FEE	諮詢費	\$0.00	\$0.00	\$0.00	\$0.00	\$0.00	\$0.00	\$0.00	\$0.00	\$0.00	\$0.00	\$0.00
CLEANING EXPENSES	清潔費	\$9,370.00	\$9,370.00	\$9,370.00	\$9,370.00	\$10,203.00	\$9,370.00	\$9,370.00	\$9,370.00	\$10,133.37	\$9,370.00	\$85,926.37
DEBRIS REMOVAL CHARGES	清泥頭費	\$0.00	\$0.00	\$0.00	\$0.00	\$0.00	\$0.00	\$0.00	\$0.00	\$0.00	\$0.00	\$0.00
ELECTRICITY	電費	\$8,430.00	\$8,986.00	\$7,130.00	\$8,816.00	\$8,705.00	\$10,337.00	\$10,337.00	\$9,965.00	\$9,593.00	\$11,341.00	\$83,303.00
FESTIVAL DECORATION EXPENSES	節日裝飾	\$0.00	\$0.00	\$475.00	\$0.00	\$0.00	\$0.00	\$0.00	\$0.00	\$0.00	\$31.70	\$506.70
FURNITURE, FIXTURES & EQUIPMENT	屋苑設備	\$0.00	\$0.00	\$0.00	\$0.00	\$0.00	\$0.00	\$0.00	\$0.00	\$0.00	\$0.00	\$0.00
LEGAL FEE	訴訟費	\$0.00	\$0.00	\$0.00	\$0.00	\$0.00	\$0.00	\$0.00	\$0.00	\$0.00	\$0.00	\$0.00
MAINTENANCE, REPAIR & INSTALLATION	保養維修											
CONCRETE AND SCAFFOLDING	外牆維修及搭棚	\$0.00	\$0.00	\$0.00	\$0.00	\$6,100.00	\$0.00	\$0.00	\$8,782.00	\$0.00	\$12,241.00	\$27,123.00
DRAINAGE, ELECTRICALS & PUMPS	水電保養維修	\$685.83	\$1,840.00	\$2,410.00	\$920.00	\$915.50	\$2,696.00	\$2,696.00	\$32.00	\$11,935.00	\$1,318.00	\$22,752.33
SECURITY SYSTEM / SMATV. SYM	保安系統/衛星電視	\$2,080.00	\$280.00	\$280.00	\$2,160.00	\$280.00	\$280.00	\$280.00	\$1,660.00	\$280.00	\$2,613.22	\$9,913.22
FIRE FIGHTING SYSTEM	消防保養	\$0.00	\$0.00	\$0.00	\$0.00	\$0.00	\$700.00	\$700.00	\$0.00	\$0.00	\$4,968.00	\$5,668.00
LIFTS	升降機	\$8,200.00	\$8,200.00	\$8,780.00	\$8,200.00	\$8,200.00	\$8,200.00	\$8,200.00	\$8,200.00	\$8,200.00	\$8,200.00	\$74,380.00
MANAGER'S REMUNERATION 4%	管理酬金 4%	\$2,897.73	\$2,892.46	\$2,883.22	\$2,931.32	\$3,121.56	\$3,008.74	\$3,008.74	\$3,265.78	\$3,354.75	\$3,748.74	\$28,104.30
MAINTENANCE FUND 11%	維修基金 11%	\$7,968.76	\$7,954.28	\$7,928.87	\$8,061.12	\$8,584.30	\$8,274.05	\$8,274.05	\$8,980.91	\$9,225.58	\$10,309.04	\$77,286.91
PEST CONTROL	殺蟲滅鼠	\$0.00	\$0.00	\$0.00	\$0.00	\$0.00	\$0.00	\$0.00	\$0.00	\$0.00	\$0.00	\$0.00
PRINTING AND STATIONERY	印刷及廣告費	\$26.40	\$0.00	\$0.00	\$0.00	\$0.00	\$0.00	\$0.00	\$0.00	\$0.00	\$0.00	\$26.40
SECURITY GUARD SERVICE CHARGES	保安費	\$42,778.00	\$42,778.00	\$42,778.00	\$42,778.00	\$42,778.00	\$42,778.00	\$42,778.00	\$42,778.00	\$42,778.00	\$42,778.00	\$385,002.00
SUNDRY EXPENSES	什項支出	\$715.00	\$699.60	\$699.60	\$727.10	\$699.60	\$699.60	\$699.60	\$699.60	\$699.60	\$699.60	\$6,339.30
TELEPHONE	電話費	\$158.00	\$158.00	\$158.00	\$158.00	\$158.00	\$158.00	\$158.00	\$158.00	\$158.00	\$158.00	\$1,422.00
WATER FEE	水費	\$0.00	\$0.00	\$0.00	\$153.80	\$0.00	\$0.00	\$0.00	\$0.00	\$91.90	\$0.00	\$245.70
TOTAL EXPENSES	總支出	\$172,187.35	\$187,135.66	\$170,181.54	\$174,229.65	\$181,749.83	\$197,156.28	\$197,156.28	\$189,709.63	\$226,474.88	\$206,032.01	\$1,704,856.83
SURPLUS / (DEFICIT) FOR THE PERIOD	本期盈餘/(赤字)	\$7,552.65	\$29,887.34	\$9,558.46	\$5,910.35	(\$2,009.83)	(\$17,316.28)	(\$17,316.28)	(\$9,969.63)	(\$46,734.88)	(\$26,292.01)	(\$49,413.83)
SURPLUS / (DEFICIT) B/F	承上結存	\$847.56	\$8,400.21	\$38,287.55	\$47,846.01	\$53,756.36	\$51,746.53	\$51,746.53	(\$108,951.93)	(\$118,921.56)	(\$165,656.44)	\$847.56
ADJ ON SURPLUS / (DEFICIT) for Yr.2012-20	2012-20年盈餘/(赤字) 調整	\$0.00	\$0.00	\$0.00	\$0.00	\$0.00	\$0.00	(\$143,382.18)	\$0.00	\$0.00	\$0.00	(\$143,382.18)
ACCUM.SURPLUS / (DEFICIT) C/F	累積盈餘/(赤字)	\$8,400.21	\$38,287.55	\$47,846.01	\$53,756.36	\$51,746.53	\$34,430.25	(\$108,951.93)	(\$118,921.56)	(\$165,656.44)	(\$191,948.45)	(\$191,948.45)

備註: 2021年6月份財務收支報告已就2012年9月至2016年5月會計師事務所人賬誤差作出調整及包括2012年至2014年之核數調整



T.L.60
HONG KONG GARDENS - BLOCK 8 豪景花園第八座
STATEMENT OF COMPREHENSIVE INCOME 收支報告表
(FORMERLY KNOWN AS INCOME & EXPENDITURE ACCOUNT)

		Jan-21 (一月)	Feb-21 (二月)	Mar-21 (三月)	Apr-21 (四月)	May-21 (五月)	Jun-21 (before adj)	Jun-21 (六月)	Jul-21 (七月)	Aug-21 (八月)	Sep-21 (九月)	1-9/2021 TOTAL總計
INCOME:	收入											
MANAGEMENT FEE RECEIVED	管理費收入	\$189,200.00	\$189,200.00	\$189,200.00	\$189,200.00	\$189,200.00	\$189,200.00	\$189,200.00	\$189,200.00	\$189,200.00	\$189,200.00	\$1,702,800.00
LESS: SINKING FUND	減：儲備基金	(\$9,460.00)	(\$9,460.00)	(\$9,460.00)	(\$9,460.00)	(\$9,460.00)	(\$9,460.00)	(\$9,460.00)	(\$9,460.00)	(\$9,460.00)	(\$9,460.00)	(\$85,140.00)
INSURANCE AND OTHER COMPENSATION	保險及其他賠償	\$0.00	\$0.00	\$0.00	\$0.00	\$0.00	\$0.00	\$0.00	\$0.00	\$0.00	\$0.00	\$0.00
LEGAL FEE RECOVERED	訴訟費收入	\$0.00	\$0.00	\$0.00	\$0.00	\$0.00	\$0.00	\$0.00	\$0.00	\$0.00	\$0.00	\$0.00
INTEREST INCOME	利息收入	\$0.00	\$0.00	\$0.00	\$0.00	\$0.00	\$0.00	\$0.00	\$0.00	\$0.00	\$0.00	\$0.00
SUNDRY INCOME	什項收入	\$0.00	\$37,283.00	\$0.00	\$0.00	\$0.00	\$0.00	\$0.00	\$0.00	\$0.00	\$0.00	\$37,283.00
		\$179,740.00	\$217,023.00	\$179,740.00	\$179,740.00	\$179,740.00	\$179,740.00	\$179,740.00	\$179,740.00	\$179,740.00	\$179,740.00	\$1,654,943.00
EXPENSES:	減：支出											
APPORTIONMENT OF GARDENS EXPENSES	公共費用之分攤	\$88,877.63	\$103,977.32	\$87,288.85	\$89,954.31	\$92,004.87	\$110,654.89	\$110,654.89	\$95,818.34	\$130,025.68	\$98,255.71	\$896,857.60
AUDITORS REMUNERATION	核數費	\$0.00	\$0.00	\$0.00	\$0.00	\$0.00	\$0.00	\$0.00	\$0.00	\$0.00	\$0.00	\$0.00
CONSULTING FEE	諮詢費	\$0.00	\$0.00	\$0.00	\$0.00	\$0.00	\$0.00	\$0.00	\$0.00	\$0.00	\$0.00	\$0.00
CLEANING EXPENSES	清潔費	\$9,370.00	\$9,370.00	\$9,370.00	\$9,370.00	\$10,203.00	\$9,370.00	\$9,370.00	\$9,370.00	\$10,133.37	\$9,370.00	\$85,926.37
DEBRIS REMOVAL CHARGES	清泥開費	\$0.00	\$0.00	\$0.00	\$0.00	\$0.00	\$0.00	\$0.00	\$0.00	\$0.00	\$0.00	\$0.00
ELECTRICITY	電費	\$8,379.00	\$9,804.00	\$7,680.00	\$8,883.00	\$8,688.00	\$9,986.00	\$9,986.00	\$9,241.00	\$8,912.00	\$10,233.00	\$81,806.00
FESTIVAL DECORATION EXPENSES	節日裝飾	\$0.00	\$0.00	\$475.00	\$0.00	\$0.00	\$0.00	\$0.00	\$0.00	\$0.00	\$31.70	\$506.70
FURNITURE, FIXTURES & EQUIPMENT	屋苑設備	\$0.00	\$0.00	\$0.00	\$0.00	\$0.00	\$0.00	\$0.00	\$0.00	\$0.00	\$0.00	\$0.00
LEGAL FEE	訴訟費	\$0.00	\$0.00	\$0.00	\$0.00	\$0.00	\$0.00	\$0.00	\$0.00	\$0.00	\$0.00	\$0.00
MAINTENANCE, REPAIR & INSTALLATION	保養維修											
CONCRETE AND SCAFFOLDING	外牆維修及搭棚	\$0.00	\$0.00	\$6,400.00	\$0.00	\$7,482.00	\$0.00	\$0.00	\$0.00	\$0.00	\$0.00	\$13,882.00
DRAINAGE, ELECTRICALS & PUMPS	水電保養維修	\$489.83	\$2,238.90	\$60.00	\$950.00	\$837.50	\$452.00	\$452.00	\$0.00	\$11,763.00	\$865.00	\$17,656.23
SECURITY SYSTEM / SMATV. SYM	保安系統/衛星電視	\$1,780.00	\$280.00	\$280.00	\$280.00	\$280.00	\$280.00	\$280.00	\$280.00	\$280.00	\$2,613.22	\$6,353.22
FIRE FIGHTING SYSTEM	消防保養	\$0.00	\$0.00	\$0.00	\$0.00	\$0.00	\$700.00	\$700.00	\$0.00	\$0.00	\$3,351.00	\$4,051.00
LIFTS	升降機	\$8,200.00	\$8,200.00	\$8,780.00	\$8,200.00	\$8,200.00	\$8,200.00	\$8,200.00	\$8,200.00	\$14,700.00	\$8,200.00	\$80,880.00
MANAGER'S REMUNERATION 4%	管理酬金 4%	\$2,875.45	\$2,941.14	\$3,067.22	\$2,854.70	\$3,173.04	\$2,904.94	\$2,904.94	\$2,829.06	\$3,578.23	\$3,131.98	\$27,355.76
MAINTENANCE FUND 11%	維修基金 11%	\$7,907.49	\$8,088.14	\$8,434.87	\$7,850.41	\$8,725.87	\$7,988.60	\$7,988.60	\$7,779.93	\$9,840.15	\$8,612.95	\$75,228.41
PEST CONTROL	殺蟲滅鼠	\$0.00	\$0.00	\$0.00	\$0.00	\$0.00	\$0.00	\$0.00	\$0.00	\$0.00	\$0.00	\$0.00
PRINTING AND STATIONERY	印刷及廣告費	\$26.40	\$0.00	\$0.00	\$0.00	\$0.00	\$0.00	\$0.00	\$0.00	\$0.00	\$0.00	\$26.40
SECURITY GUARD SERVICE CHARGES	保安費	\$42,778.00	\$42,778.00	\$42,778.00	\$42,778.00	\$42,778.00	\$42,778.00	\$42,778.00	\$42,778.00	\$42,778.00	\$42,778.00	\$385,002.00
SUNDRY EXPENSES	什項支出	\$705.00	\$699.60	\$699.60	\$699.60	\$699.60	\$699.60	\$699.60	\$699.60	\$699.60	\$699.60	\$6,301.80
TRAVELLING	交通費	\$0.00	\$0.00	\$0.00	\$0.00	\$0.00	\$0.00	\$0.00	\$0.00	\$0.00	\$0.00	\$0.00
TELEPHONE	電話費	\$158.00	\$158.00	\$158.00	\$158.00	\$158.00	\$158.00	\$158.00	\$158.00	\$158.00	\$158.00	\$1,422.00
WATER FEE	水費	\$0.00	\$0.00	\$0.00	\$48.80	\$0.00	\$0.00	\$0.00	\$0.00	\$31.90	\$0.00	\$80.70
TOTAL EXPENSES	總支出	\$171,546.80	\$188,535.10	\$175,471.54	\$172,026.82	\$183,229.88	\$194,172.03	\$194,172.03	\$177,153.93	\$232,899.93	\$188,300.16	\$1,683,336.19
SURPLUS / (DEFICIT) FOR THE PERIOD	本期盈餘/(赤字)	\$8,193.20	\$28,487.90	\$4,268.46	\$7,713.18	(\$3,489.88)	(\$14,432.03)	(\$14,432.03)	\$2,586.07	(\$53,159.93)	(\$8,560.16)	(\$28,393.19)
SURPLUS / (DEFICIT) B/F	承上結存	(\$243,605.35)	(\$235,412.15)	(\$206,924.25)	(\$202,655.79)	(\$194,942.61)	(\$198,432.49)	(\$198,432.49)	(\$345,836.91)	(\$343,250.84)	(\$396,410.77)	(\$243,605.35)
ADJ ON SURPLUS / (DEFICIT) for Yr.2012-20	2012-20年盈餘/(赤字) 調整	\$0.00	\$0.00	\$0.00	\$0.00	\$0.00	\$0.00	(\$132,972.39)	\$0.00	\$0.00	\$0.00	(\$132,972.39)
ACCUM.SURPLUS / (DEFICIT) C/F	累積盈餘/(赤字)	(\$235,412.15)	(\$206,924.25)	(\$202,655.79)	(\$194,942.61)	(\$198,432.49)	(\$212,864.52)	(\$345,836.91)	(\$343,250.84)	(\$396,410.77)	(\$404,970.93)	(\$404,970.93)

備註：2021年6月份財務收支報告已就2012年9月至2016年5月會計師事務所人賬誤差作出調整及包括2012年至2014年之核數調整



T.L.60
HONG KONG GARDENS - BLOCK 9 豪景花園第九座
STATEMENT OF COMPREHENSIVE INCOME 收支報告表
(FORMERLY KNOWN AS INCOME & EXPENDITURE ACCOUNT)

		Jan-21 (一月)	Feb-21 (二月)	Mar-21 (三月)	Apr-21 (四月)	May-21 (五月)	Jun-21 (before adj)	Jun-21 (六月)	Jul-21 (七月)	Aug-21 (八月)	Sep-21 (九月)	1-9/2021 TOTAL總計
INCOME:	收入											
MANAGEMENT FEE RECEIVED	管理費收入	\$189,200.00	\$189,200.00	\$189,200.00	\$189,200.00	\$189,200.00	\$189,200.00	\$189,200.00	\$189,200.00	\$189,200.00	\$189,200.00	\$1,702,800.00
LESS: SINKING FUND	減：儲備基金	(\$9,460.00)	(\$9,460.00)	(\$9,460.00)	(\$9,460.00)	(\$9,460.00)	(\$9,460.00)	(\$9,460.00)	(\$9,460.00)	(\$9,460.00)	(\$9,460.00)	(\$85,140.00)
INSURANCE AND OTHER COMPENSATION	保險及其他賠償	\$0.00	\$0.00	\$0.00	\$0.00	\$0.00	\$0.00	\$0.00	\$0.00	\$0.00	\$0.00	\$0.00
LEGAL FEE RECOVERED	訴訟費收入	\$0.00	\$0.00	\$0.00	\$0.00	\$0.00	\$0.00	\$0.00	\$0.00	\$0.00	\$0.00	\$0.00
INTEREST INCOME	利息收入	\$0.00	\$0.00	\$0.00	\$0.00	\$0.00	\$0.00	\$0.00	\$0.00	\$0.00	\$0.00	\$0.00
SUNDRY INCOME	什項收入	\$0.00	\$37,283.00	\$0.00	\$0.00	\$0.00	\$0.00	\$0.00	\$0.00	\$100.00	\$0.00	\$37,383.00
		\$179,740.00	\$217,023.00	\$179,740.00	\$179,740.00	\$179,740.00	\$179,740.00	\$179,740.00	\$179,740.00	\$179,840.00	\$179,740.00	\$1,655,043.00
EXPENSES:	減：支出											
APPORTIONMENT OF GARDENS EXPENSES	公共費用之分攤	\$88,877.63	\$103,977.32	\$87,288.85	\$89,954.31	\$92,004.87	\$110,654.89	\$110,654.89	\$95,818.34	\$130,025.68	\$98,255.71	\$896,857.60
AUDITORS REMUNERATION	核數費	\$0.00	\$0.00	\$0.00	\$0.00	\$0.00	\$0.00	\$0.00	\$0.00	\$0.00	\$0.00	\$0.00
CONSULTING FEE	諮詢費	\$0.00	\$0.00	\$0.00	\$0.00	\$0.00	\$0.00	\$0.00	\$0.00	\$0.00	\$0.00	\$0.00
CLEANING EXPENSES	清潔費	\$9,370.00	\$9,370.00	\$9,370.00	\$9,370.00	\$10,203.00	\$9,370.00	\$9,370.00	\$9,370.00	\$10,133.37	\$9,370.00	\$85,926.37
DEBRIS REMOVAL CHARGES	清泥頭費	\$0.00	\$0.00	\$0.00	\$0.00	\$0.00	\$0.00	\$0.00	\$0.00	\$0.00	\$0.00	\$0.00
ELECTRICITY	電費	\$8,291.00	\$9,298.00	\$7,429.00	\$9,360.00	\$9,241.00	\$10,675.00	\$10,675.00	\$10,423.00	\$9,923.00	\$10,821.00	\$85,461.00
FESTIVAL DECORATION EXPENSES	節日裝飾	\$0.00	\$0.00	\$475.00	\$0.00	\$0.00	\$0.00	\$0.00	\$0.00	\$0.00	\$31.70	\$506.70
FURNITURE, FIXTURES & EQUIPMENT	屋苑設備	\$0.00	\$0.00	\$0.00	\$0.00	\$0.00	\$0.00	\$0.00	\$0.00	\$0.00	\$0.00	\$0.00
MAINTENANCE, REPAIR & INSTALLATION	保養維修										\$8,800.00	\$8,800.00
CONCRETE AND SCAFFOLDING	外牆維修及搭棚	\$0.00	\$0.00	\$0.00	\$0.00	\$0.00	\$0.00	\$0.00	\$0.00	\$0.00	\$0.00	\$0.00
DRAINAGE, ELECTRICALS & PUMPS	水電保養維修	\$57.83	\$1,840.00	\$19,116.00	\$2,468.00	\$837.50	\$823.00	\$823.00	\$84.00	\$11,878.50	\$6,130.00	\$43,234.83
SECURITY SYSTEM / SMATV. SYM	保安系統/衛星電視	\$1,780.00	\$280.00	\$3,080.00	\$5,079.00	\$280.00	\$280.00	\$280.00	\$280.00	\$280.00	\$2,613.22	\$13,952.22
FIRE FIGHTING SYSTEM	消防保養	\$0.00	\$0.00	\$0.00	\$0.00	\$7,300.00	\$700.00	\$700.00	\$0.00	\$0.00	\$29,409.00	\$37,409.00
LIFTS	升降機	\$8,200.00	\$8,200.00	\$8,780.00	\$8,200.00	\$8,200.00	\$8,200.00	\$8,200.00	\$8,200.00	\$8,200.00	\$8,200.00	\$74,380.00
MANAGER'S REMUNERATION 4%	管理酬金 4%	\$2,854.65	\$2,904.94	\$3,675.42	\$3,128.10	\$3,187.88	\$2,947.34	\$2,947.34	\$2,879.70	\$3,368.09	\$4,762.48	\$29,708.60
MAINTENANCE FUND 11%	維修基金 11%	\$7,850.29	\$7,988.60	\$10,107.42	\$8,602.29	\$8,766.68	\$8,105.20	\$8,105.20	\$7,919.19	\$9,262.25	\$13,096.82	\$81,698.74
PEST CONTROL	殺蟲滅鼠	\$0.00	\$0.00	\$0.00	\$0.00	\$0.00	\$0.00	\$0.00	\$0.00	\$0.00	\$0.00	\$0.00
PRINTING AND STATIONERY	印刷及廣告費	\$26.40	\$0.00	\$0.00	\$0.00	\$0.00	\$0.00	\$0.00	\$0.00	\$0.00	\$0.00	\$26.40
SECURITY GUARD SERVICE CHARGES	保安費	\$42,778.00	\$42,778.00	\$42,778.00	\$42,778.00	\$42,778.00	\$42,778.00	\$42,778.00	\$42,778.00	\$42,778.00	\$42,778.00	\$385,002.00
SUNDRY EXPENSES	什項支出	\$705.00	\$699.60	\$699.60	\$699.60	\$699.60	\$699.60	\$699.60	\$699.60	\$739.60	\$699.60	\$6,341.80
TELEPHONE	電話費	\$158.00	\$158.00	\$158.00	\$158.00	\$158.00	\$158.00	\$158.00	\$158.00	\$189.17	\$209.45	\$1,504.62
WATER FEE	水費	\$0.00	\$0.00	\$0.00	\$90.00	\$0.00	\$0.00	\$0.00	\$0.00	\$80.60	\$0.00	\$170.60
TOTAL EXPENSES	總支出	\$170,948.80	\$187,494.46	\$192,957.29	\$179,887.30	\$183,656.53	\$195,391.03	\$195,391.03	\$178,609.83	\$226,858.26	\$235,176.98	\$1,750,980.48
SURPLUS / (DEFICIT) FOR THE PERIOD	本期盈餘/(赤字)	\$8,791.20	\$29,528.54	(\$13,217.29)	(\$147.30)	(\$3,916.53)	(\$15,651.03)	(\$15,651.03)	\$1,130.17	(\$47,018.26)	(\$55,436.98)	(\$95,937.48)
SURPLUS / (DEFICIT) B/F	承上結存	(\$196,082.38)	(\$187,291.18)	(\$157,762.64)	(\$170,979.93)	(\$171,127.23)	(\$175,043.76)	(\$175,043.76)	(\$323,495.71)	(\$322,365.54)	(\$369,383.80)	(\$196,082.38)
ADJ ON SURPLUS / (DEFICIT) for Yr.2012-20	2012-20年盈餘/(赤字) 調整	\$0.00	\$0.00	\$0.00	\$0.00	\$0.00	\$0.00	(\$132,800.92)	\$0.00	\$0.00	\$0.00	(\$132,800.92)
ACCUM.SURPLUS / (DEFICIT) C/F	累積盈餘/(赤字)	(\$187,291.18)	(\$157,762.64)	(\$170,979.93)	(\$171,127.23)	(\$175,043.76)	(\$190,694.79)	(\$323,495.71)	(\$322,365.54)	(\$369,383.80)	(\$424,820.78)	(\$424,820.78)

備註：2021年6月份財務收支報告已就2012年9月至2016年5月會計師事務所人賬誤差作出調整及包括2012年至2014年之核數調整



T.L.60
HONG KONG GARDENS - BLOCK 10 豪景花園第十座
STATEMENT OF COMPREHENSIVE INCOME 收支報告表
(FORMERLY KNOWN AS INCOME & EXPENDITURE ACCOUNT)

		Jan-21 (一月)	Feb-21 (二月)	Mar-21 (三月)	Apr-21 (四月)	May-21 (五月)	Jun-21 (before adj)	Jun-21 (六月)	Jul-21 (七月)	Aug-21 (八月)	Sep-21 (九月)	1-9/2021 TOTAL總計
INCOME:	收入											
MANAGEMENT FEE RECEIVED	管理費收入	\$189,200.00	\$189,200.00	\$189,200.00	\$189,200.00	\$189,200.00	\$189,200.00	\$189,200.00	\$189,200.00	\$189,200.00	\$189,200.00	\$1,702,800.00
LESS: SINKING FUND	減：儲備基金	(\$9,460.00)	(\$9,460.00)	(\$9,460.00)	(\$9,460.00)	(\$9,460.00)	(\$9,460.00)	(\$9,460.00)	(\$9,460.00)	(\$9,460.00)	(\$9,460.00)	(\$85,140.00)
LESS: PROVISION FOR BAD DEBT - M.F.	管理費壞賬撥備	\$0.00	\$0.00	\$0.00	\$0.00	\$0.00	\$0.00	\$0.00	\$0.00	\$0.00	\$0.00	\$0.00
ADD: BAD DEBT (M.F.)WRITTEN BACK	收回管理費壞賬	\$0.00	\$0.00	\$0.00	\$0.00	\$0.00	\$0.00	\$0.00	\$0.00	\$0.00	\$0.00	\$0.00
INSURANCE AND OTHER COMPENSATION	保險及其他賠償	\$0.00	\$0.00	\$0.00	\$0.00	\$0.00	\$0.00	\$0.00	\$0.00	\$0.00	\$0.00	\$0.00
LEGAL FEE RECOVERED	訴訟費收入	\$0.00	\$0.00	\$0.00	\$0.00	\$0.00	\$0.00	\$0.00	\$0.00	\$0.00	\$0.00	\$0.00
INTEREST INCOME	利息收入	\$0.00	\$0.00	\$0.00	\$0.00	\$0.00	\$0.00	\$0.00	\$0.00	\$0.00	\$0.00	\$0.00
SUNDRY INCOME	什項收入	\$0.00	\$37,283.00	\$0.00	\$0.00	\$0.00	\$0.00	\$0.00	\$0.00	\$0.00	\$100.00	\$37,383.00
		\$179,740.00	\$217,023.00	\$179,740.00	\$179,740.00	\$179,740.00	\$179,740.00	\$179,740.00	\$179,740.00	\$179,740.00	\$179,840.00	\$1,655,043.00
EXPENSES:	減：支出											
APPORTIONMENT OF GARDENS EXPENSES	公共費用之分攤	\$88,877.63	\$103,977.32	\$87,288.85	\$89,954.31	\$92,004.87	\$110,654.89	\$110,654.89	\$95,818.34	\$130,025.68	\$98,255.71	\$896,857.60
AUDITORS REMUNERATION	核數費	\$0.00	\$0.00	\$0.00	\$0.00	\$0.00	\$0.00	\$0.00	\$0.00	\$0.00	\$0.00	\$0.00
CONSULTING FEE	諮詢費	\$0.00	\$0.00	\$0.00	\$0.00	\$0.00	\$0.00	\$0.00	\$0.00	\$0.00	\$0.00	\$0.00
CLEANING EXPENSES	清潔費	\$9,370.00	\$9,370.00	\$9,370.00	\$10,199.82	\$9,370.00	\$9,370.00	\$9,370.00	\$9,370.00	\$10,133.37	\$9,370.00	\$85,923.19
DEBRIS REMOVAL CHARGES	清泥頭費	\$0.00	\$0.00	\$0.00	\$0.00	\$0.00	\$0.00	\$0.00	\$0.00	\$0.00	\$0.00	\$0.00
ELECTRICITY	電費	\$8,505.00	\$9,691.00	\$7,813.00	\$9,221.00	\$8,898.00	\$10,438.00	\$10,438.00	\$9,786.00	\$9,594.00	\$11,109.00	\$85,055.00
FESTIVAL DECORATION EXPENSES	節日裝飾	\$0.00	\$0.00	\$475.00	\$0.00	\$0.00	\$0.00	\$0.00	\$0.00	\$0.00	\$31.70	\$506.70
FURNITURE, FIXTURES & EQUIPMENT	屋苑設備	\$0.00	\$0.00	\$0.00	\$0.00	\$0.00	\$0.00	\$0.00	\$0.00	\$0.00	\$0.00	\$0.00
LEGAL FEE	訴訟費	\$0.00	\$0.00	\$0.00	\$0.00	\$0.00	\$0.00	\$0.00	\$0.00	\$0.00	\$0.00	\$0.00
MAINTENANCE, REPAIR & INSTALLATION	保養維修											
CONCRETE AND SCAFFOLDING	外牆維修及搭棚	\$0.00	\$0.00	\$0.00	\$0.00	\$3,580.00	\$2,100.00	\$2,100.00	\$6,002.00	\$3,800.00	\$17,560.00	\$33,042.00
DRAINAGE, ELECTRICALS & PUMPS	水電保養維修	\$93.83	\$1,840.00	\$390.00	\$8,426.00	\$889.50	\$446.00	\$446.00	\$11.00	\$11,735.00	\$905.00	\$24,736.33
SECURITY SYSTEM / SMATV. SYM	保安系統/衛星電視	\$2,080.00	\$280.00	\$280.00	\$280.00	\$280.00	\$280.00	\$280.00	\$280.00	\$280.00	\$2,613.22	\$6,653.22
FIRE FIGHTING SYSTEM	消防保養	\$0.00	\$0.00	\$0.00	\$0.00	\$0.00	\$700.00	\$700.00	\$0.00	\$0.00	\$0.00	\$4,718.00
LIFTS	升降機	\$8,200.00	\$8,200.00	\$8,780.00	\$8,200.00	\$8,200.00	\$8,200.00	\$8,200.00	\$8,200.00	\$8,200.00	\$8,200.00	\$74,380.00
MANAGER'S REMUNERATION 4%	管理酬金 4%	\$2,881.77	\$2,920.66	\$2,829.74	\$3,209.60	\$2,994.12	\$3,007.18	\$3,007.18	\$3,179.38	\$3,502.69	\$3,897.70	\$28,422.84
MAINTENANCE FUND 11%	維修基金 11%	\$7,924.87	\$8,031.83	\$7,781.80	\$8,826.39	\$8,233.84	\$8,269.76	\$8,269.76	\$8,743.31	\$9,632.41	\$10,718.68	\$78,162.89
PEST CONTROL	殺蟲滅鼠	\$0.00	\$0.00	\$0.00	\$0.00	\$0.00	\$0.00	\$0.00	\$0.00	\$0.00	\$0.00	\$0.00
PRINTING AND STATIONERY	印刷及廣告費	\$26.40	\$0.00	\$0.00	\$0.00	\$0.00	\$0.00	\$0.00	\$0.00	\$0.00	\$0.00	\$26.40
SECURITY GUARD SERVICE CHARGES	保安費	\$42,778.00	\$42,778.00	\$42,778.00	\$42,778.00	\$42,778.00	\$42,778.00	\$42,778.00	\$42,778.00	\$42,778.00	\$42,778.00	\$385,002.00
SUNDRY EXPENSES	什項支出	\$833.00	\$699.60	\$699.60	\$699.60	\$699.60	\$709.60	\$709.60	\$2,899.60	\$699.60	\$699.60	\$8,639.80
TRAVELLING	交通費	\$0.00	\$0.00	\$0.00	\$0.00	\$0.00	\$0.00	\$0.00	\$0.00	\$0.00	\$0.00	\$0.00
TELEPHONE	電話費	\$158.00	\$158.00	\$158.00	\$158.00	\$158.00	\$158.00	\$158.00	\$158.00	\$158.00	\$158.00	\$1,422.00
WATER FEE	水費	\$0.00	\$0.00	\$0.00	\$277.50	\$0.00	\$0.00	\$0.00	\$0.00	\$189.40	\$0.00	\$466.90
TOTAL EXPENSES	總支出	\$171,728.50	\$187,946.41	\$168,643.99	\$182,230.22	\$178,085.93	\$197,111.43	\$197,111.43	\$187,225.63	\$230,728.15	\$210,314.61	\$1,714,014.87
SURPLUS / (DEFICIT) FOR THE PERIOD	本期盈餘(赤字)	\$8,011.50	\$29,076.59	\$11,096.01	(\$2,490.22)	\$1,654.07	(\$17,371.43)	(\$17,371.43)	(\$7,485.63)	(\$50,988.15)	(\$30,474.61)	(\$58,971.87)
SURPLUS / (DEFICIT) B/F	承上結存	\$141,552.33	\$149,563.83	\$178,640.42	\$189,736.43	\$187,246.21	\$188,900.28	\$188,900.28	\$38,559.98	\$31,074.35	(\$19,913.80)	\$141,552.33
ADJ ON SURPLUS / (DEFICIT) for Yr.2012-20	2012-20年盈餘(赤字) 調整	\$0.00	\$0.00	\$0.00	\$0.00	\$0.00	\$0.00	(\$132,968.87)	\$0.00	\$0.00	\$0.00	(\$132,968.87)
ACCUM.SURPLUS / (DEFICIT) C/F	累積盈餘(赤字)	\$149,563.83	\$178,640.42	\$189,736.43	\$187,246.21	\$188,900.28	\$171,528.85	\$38,559.98	\$31,074.35	(\$19,913.80)	(\$50,388.41)	(\$50,388.41)

備註：2021年6月份財務收支報告已就2012年9月至2016年5月會計師事務所人賬誤差作出調整及包括2012年至2014年之核數調整



T.L.60
HONG KONG GARDENS - BLOCK 11 豪景花園第十一座
STATEMENT OF COMPREHENSIVE INCOME 收支報告表
(FORMERLY KNOWN AS INCOME & EXPENDITURE ACCOUNT)

		Jan-21 (一月)	Feb-21 (二月)	Mar-21 (三月)	Apr-21 (四月)	May-21 (五月)	Jun-21 (before adj)	Jun-21 (六月)	Jul-21 (七月)	Aug-21 (八月)	Sep-21 (九月)	1-9/2021 TOTAL總計
INCOME:	收入											
MANAGEMENT FEE RECEIVED	管理費收入	\$192,192.00	\$192,192.00	\$192,192.00	\$192,192.00	\$192,192.00	\$192,192.00	\$192,192.00	\$192,192.00	\$192,192.00	\$192,192.00	\$1,729,728.00
LESS: SINKING FUND	減：儲備基金	(\$9,609.60)	(\$9,609.60)	(\$9,609.60)	(\$9,609.60)	(\$9,609.60)	(\$9,609.60)	(\$9,609.60)	(\$9,609.60)	(\$9,609.60)	(\$9,609.60)	(\$86,486.40)
INSURANCE AND OTHER COMPENSATION	保險及其他賠償	\$0.00	\$0.00	\$0.00	\$0.00	\$0.00	\$0.00	\$0.00	\$0.00	\$0.00	\$0.00	\$0.00
LEGAL FEE RECOVERED	訴訟費收入	\$0.00	\$0.00	\$0.00	\$0.00	\$0.00	\$0.00	\$0.00	\$0.00	\$0.00	\$0.00	\$0.00
INTEREST INCOME	利息收入	\$0.00	\$0.00	\$0.00	\$0.00	\$0.00	\$0.00	\$0.00	\$0.00	\$0.00	\$0.00	\$0.00
SUNDRY INCOME	什項收入	\$0.00	\$37,283.00	\$0.00	\$0.00	\$0.00	\$0.00	\$0.00	\$200.00	\$0.00	\$0.00	\$37,483.00
		\$182,582.40	\$219,865.40	\$182,582.40	\$182,582.40	\$182,582.40	\$182,582.40	\$182,582.40	\$182,782.40	\$182,582.40	\$182,582.40	\$1,680,724.60
EXPENSES:	減：支出											
APPORTIONMENT OF GARDENS EXPENSES	公共費用之分攤	\$88,877.63	\$103,977.32	\$87,288.85	\$89,954.31	\$92,004.87	\$110,654.89	\$110,654.89	\$95,818.34	\$130,025.68	\$98,255.71	\$896,857.60
AUDITORS REMUNERATION	核數費	\$0.00	\$0.00	\$0.00	\$0.00	\$0.00	\$0.00	\$0.00	\$0.00	\$0.00	\$0.00	\$0.00
CONSULTING FEE	諮詢費	\$0.00	\$0.00	\$0.00	\$0.00	\$0.00	\$0.00	\$0.00	\$0.00	\$0.00	\$0.00	\$0.00
CLEANING EXPENSES	清潔費	\$9,370.00	\$9,370.00	\$9,370.00	\$10,199.82	\$9,370.00	\$9,370.00	\$9,370.00	\$9,370.00	\$10,133.37	\$9,370.00	\$85,923.19
DEBRIS REMOVAL CHARGES	清泥瀆費	\$0.00	\$0.00	\$0.00	\$0.00	\$0.00	\$0.00	\$0.00	\$0.00	\$0.00	\$0.00	\$0.00
ELECTRICITY	電費	\$8,392.00	\$9,617.00	\$7,863.00	\$9,685.00	\$9,148.00	\$10,834.00	\$10,834.00	\$10,375.00	\$9,864.00	\$11,488.00	\$87,266.00
FESTIVAL DECORATION EXPENSES	節日裝飾	\$0.00	\$0.00	\$475.00	\$0.00	\$0.00	\$0.00	\$0.00	\$0.00	\$0.00	\$31.70	\$506.70
FURNITURE, FIXTURES & EQUIPMENT	屋苑設備	\$0.00	\$0.00	\$0.00	\$0.00	\$0.00	\$0.00	\$0.00	\$0.00	\$0.00	\$0.00	\$0.00
GARDENING EXPENSES	園藝種植	\$0.00	\$0.00	\$0.00	\$0.00	\$0.00	\$0.00	\$0.00	\$0.00	\$0.00	\$0.00	\$0.00
LEGAL FEE	訴訟費	\$0.00	\$0.00	\$0.00	\$0.00	\$0.00	\$0.00	\$0.00	\$0.00	\$0.00	\$0.00	\$0.00
MAINTENANCE, REPAIR & INSTALLATION	保養維修											
CONCRETE AND SCAFFOLDING	外牆維修及搭棚	\$0.00	\$0.00	\$0.00	\$0.00	\$0.00	\$0.00	\$0.00	\$7,600.00	\$4,800.00	\$32,643.00	\$45,043.00
DRAINAGE, ELECTRICALS & PUMPS	水電保養維修	\$67.83	\$1,840.00	\$130.00	\$1,858.00	\$651.00	\$568.00	\$568.00	\$4,884.00	\$11,763.00	\$895.00	\$22,656.83
SECURITY SYSTEM / SMATV. SYM	保安系統/衛星電視	\$1,780.00	\$1,520.00	\$280.00	\$280.00	\$280.00	\$280.00	\$280.00	\$280.00	\$280.00	\$2,613.22	\$7,593.22
FIRE FIGHTING SYSTEM	消防保養	\$0.00	\$0.00	\$0.00	\$0.00	\$0.00	\$700.00	\$700.00	\$0.00	\$0.00	\$8,281.00	\$8,981.00
LIFTS	升降機	\$8,200.00	\$8,200.00	\$8,780.00	\$8,200.00	\$8,200.00	\$8,200.00	\$8,200.00	\$8,200.00	\$8,200.00	\$21,000.00	\$87,180.00
MANAGER'S REMUNERATION 4%	管理酬金 4%	\$2,859.09	\$2,967.30	\$2,821.34	\$2,960.49	\$2,826.40	\$2,943.50	\$2,943.50	\$3,373.78	\$3,554.39	\$5,198.30	\$29,504.59
MAINTENANCE FUND 11%	維修基金 11%	\$7,862.50	\$8,160.09	\$7,758.70	\$8,141.34	\$7,772.61	\$8,094.64	\$8,094.64	\$9,277.91	\$9,774.56	\$14,295.33	\$81,137.68
PEST CONTROL	殺蟲滅鼠	\$0.00	\$0.00	\$0.00	\$0.00	\$0.00	\$0.00	\$0.00	\$0.00	\$0.00	\$0.00	\$0.00
PRINTING AND STATIONERY	印刷及廣告費	\$26.40	\$0.00	\$0.00	\$0.00	\$0.00	\$0.00	\$0.00	\$0.00	\$0.00	\$0.00	\$26.40
SECURITY GUARD SERVICE CHARGES	保安費	\$42,778.00	\$42,778.00	\$42,778.00	\$42,778.00	\$42,070.00	\$42,778.00	\$42,778.00	\$42,778.00	\$42,778.00	\$42,778.00	\$384,294.00
SUNDRY EXPENSES	什項支出	\$705.00	\$699.60	\$699.60	\$699.60	\$783.09	\$699.60	\$699.60	\$699.60	\$699.60	\$699.60	\$6,385.29
TELEPHONE	電話費	\$158.00	\$158.00	\$158.00	\$158.00	\$158.00	\$158.00	\$158.00	\$158.00	\$158.00	\$158.00	\$1,422.00
WATER FEE	水費	\$0.00	\$0.00	\$0.00	\$153.80	\$0.00	\$0.00	\$0.00	\$0.00	\$183.70	\$0.00	\$337.50
TOTAL EXPENSES	總支出	\$171,076.45	\$189,287.31	\$168,402.49	\$175,068.36	\$173,263.97	\$195,280.63	\$195,280.63	\$192,814.63	\$232,214.30	\$247,706.86	\$1,745,115.00
SURPLUS / (DEFICIT) FOR THE PERIOD	本期盈餘/(赤字)	\$11,505.95	\$30,578.09	\$14,179.91	\$7,514.04	\$9,318.43	(\$12,698.23)	(\$12,698.23)	(\$10,032.23)	(\$49,631.90)	(\$65,124.46)	(\$64,390.40)
SURPLUS / (DEFICIT) B/F	承上結存	\$269,423.01	\$280,928.96	\$311,507.05	\$325,686.96	\$333,201.00	\$342,519.43	\$342,519.43	\$191,085.58	\$181,053.35	\$131,421.45	\$269,423.01
ADJ ON SURPLUS / (DEFICIT) for Yr.2012-20	2012-20年盈餘/(赤字) 調整	\$0.00	\$0.00	\$0.00	\$0.00	\$0.00	\$0.00	(\$138,735.62)	\$0.00	\$0.00	\$0.00	(\$138,735.62)
ACCUM.SURPLUS / (DEFICIT) C/F	累積盈餘/(赤字)	\$280,928.96	\$311,507.05	\$325,686.96	\$333,201.00	\$342,519.43	\$329,821.20	\$191,085.58	\$181,053.35	\$131,421.45	\$66,296.99	\$66,296.99

備註：2021年6月份財務收支報告已就2012年9月至2016年5月會計師事務所人賬誤差作出調整及包括2012年至2014年之核數調整



T.L.60
HONG KONG GARDENS - BLOCK 12 豪景花園 第十二座
STATEMENT OF COMPREHENSIVE INCOME 收支報告表
(FORMERLY KNOWN AS INCOME & EXPENDITURE ACCOUNT)

		Jan-21 (一月)	Feb-21 (二月)	Mar-21 (三月)	Apr-21 (四月)	May-21 (五月)	Jun-21 (before adj)	Jun-21 (六月)	Jul-21 (七月)	Aug-21 (八月)	Sep-21 (九月)	1-9/2021 TOTAL總計
INCOME:	收入											
MANAGEMENT FEE RECEIVED	管理費收入	\$189,200.00	\$189,200.00	\$189,200.00	\$189,200.00	\$189,200.00	\$189,200.00	\$189,200.00	\$189,200.00	\$189,200.00	\$189,200.00	\$1,702,800.00
LESS: SINKING FUND	減: 儲備基金	(\$9,460.00)	(\$9,460.00)	(\$9,460.00)	(\$9,460.00)	(\$9,460.00)	(\$9,460.00)	(\$9,460.00)	(\$9,460.00)	(\$9,460.00)	(\$9,460.00)	(\$85,140.00)
LESS: PROVISION FOR BAD DEBT - M.F.	管理費壞賬撥備	\$0.00	\$0.00	\$0.00	\$0.00	\$0.00	\$0.00	\$0.00	\$0.00	\$0.00	\$0.00	\$0.00
INSURANCE AND OTHER COMPENSATION	保險及其他賠償	\$0.00	\$0.00	\$0.00	\$0.00	\$0.00	\$0.00	\$0.00	\$0.00	\$0.00	\$0.00	\$0.00
LEGAL FEE RECOVERED	訴訟費收入	\$0.00	\$0.00	\$0.00	\$0.00	\$0.00	\$0.00	\$0.00	\$0.00	\$0.00	\$0.00	\$0.00
INTEREST INCOME	利息收入	\$0.00	\$0.00	\$0.00	\$0.00	\$0.00	\$0.00	\$0.00	\$0.00	\$0.00	\$0.00	\$0.00
SUNDRY INCOME	什項收入	\$0.00	\$37,283.00	\$0.00	\$0.00	\$0.00	\$0.00	\$0.00	\$0.00	\$0.00	\$0.00	\$37,283.00
		\$179,740.00	\$217,023.00	\$179,740.00	\$179,740.00	\$179,740.00	\$179,740.00	\$179,740.00	\$179,740.00	\$179,740.00	\$179,740.00	\$1,654,943.00
EXPENSES:	減: 支出											
APPORTIONMENT OF GARDENS EXPENSES	公共費用之分攤	\$88,877.63	\$103,977.32	\$87,288.85	\$89,954.31	\$92,004.87	\$110,654.89	\$110,654.89	\$95,818.34	\$130,025.68	\$98,255.71	\$896,857.60
AUDITORS REMUNERATION	核數費	\$0.00	\$0.00	\$0.00	\$0.00	\$0.00	\$0.00	\$0.00	\$0.00	\$0.00	\$0.00	\$0.00
CONSULTING FEE	諮詢費	\$0.00	\$0.00	\$0.00	\$0.00	\$0.00	\$0.00	\$0.00	\$0.00	\$0.00	\$0.00	\$0.00
CLEANING EXPENSES	清潔費	\$9,370.00	\$9,370.00	\$9,370.00	\$9,370.00	\$10,203.00	\$9,370.00	\$9,370.00	\$9,370.00	\$10,133.37	\$9,370.00	\$85,926.37
DEBRIS REMOVAL CHARGES	清泥頭費	\$0.00	\$0.00	\$0.00	\$0.00	\$0.00	\$0.00	\$0.00	\$0.00	\$0.00	\$0.00	\$0.00
GARDENING EXPENSES	園藝種植	\$0.00	\$0.00	\$0.00	\$0.00	\$0.00	\$0.00	\$0.00	\$0.00	\$0.00	\$0.00	\$0.00
ELECTRICITY	電費	\$8,686.57	\$9,865.69	\$7,750.40	\$9,397.22	\$8,228.24	\$10,055.48	\$10,055.48	\$11,887.88	\$8,298.28	\$11,427.98	\$85,597.74
FESTIVAL DECORATION EXPENSES	節日裝飾	\$0.00	\$0.00	\$475.00	\$0.00	\$0.00	\$0.00	\$0.00	\$0.00	\$0.00	\$31.70	\$506.70
FURNITURE, FIXTURES & EQUIPMENT	屋苑設備	\$0.00	\$0.00	\$0.00	\$0.00	\$0.00	\$0.00	\$0.00	\$0.00	\$0.00	\$0.00	\$0.00
LEGAL FEE	訴訟費	\$0.00	\$0.00	\$0.00	\$0.00	\$0.00	\$0.00	\$0.00	\$0.00	\$0.00	\$0.00	\$0.00
MAINTENANCE, REPAIR & INSTALLATION	保養維修											
CONCRETE AND SCAFFOLDING	外牆維修及搭棚	\$0.00	\$0.00	\$8,800.00	\$3,800.00	\$22,806.00	\$14,100.00	\$14,100.00	\$33,004.00	\$5,400.00	\$25,003.00	\$112,913.00
DRAINAGE, ELECTRICALS & PUMPS	水電保養維修	\$309.83	\$1,840.00	\$254.50	\$1,082.50	\$625.00	\$437.00	\$437.00	\$7,812.00	\$11,956.00	\$21,678.00	\$45,994.83
SECURITY SYSTEM / SMATV. SYM	保安系統/衛星電視	\$880.00	\$280.00	\$280.00	\$280.00	\$280.00	\$280.00	\$280.00	\$280.00	\$280.00	\$2,613.22	\$5,453.22
FIRE FIGHTING SYSTEM	消防保養	\$0.00	\$0.00	\$0.00	\$0.00	\$0.00	\$5,900.00	\$5,900.00	\$0.00	\$0.00	\$6,018.00	\$11,918.00
LIFTS	升降機	\$8,200.00	\$8,200.00	\$8,780.00	\$8,200.00	\$8,200.00	\$8,200.00	\$8,200.00	\$8,200.00	\$8,200.00	\$8,200.00	\$74,380.00
MANAGER'S REMUNERATION 4%	管理酬金 4%	\$2,853.55	\$2,927.61	\$3,173.78	\$3,042.87	\$3,759.11	\$3,679.08	\$3,679.08	\$4,568.24	\$3,525.54	\$5,124.76	\$32,654.54
MAINTENANCE FUND 11%	維修基金 11%	\$7,847.27	\$8,050.93	\$8,727.90	\$8,367.89	\$10,337.56	\$10,117.48	\$10,117.48	\$12,562.65	\$9,695.24	\$14,093.09	\$89,800.01
PEST CONTROL	殺蟲滅鼠	\$0.00	\$0.00	\$0.00	\$0.00	\$0.00	\$0.00	\$0.00	\$0.00	\$0.00	\$0.00	\$0.00
PRINTING AND STATIONERY	印刷及廣告費	\$26.40	\$0.00	\$0.00	\$0.00	\$0.00	\$0.00	\$0.00	\$0.00	\$0.00	\$0.00	\$26.40
SECURITY GUARD SERVICE CHARGES	保安費	\$42,778.00	\$42,778.00	\$42,778.00	\$42,778.00	\$42,778.00	\$42,778.00	\$42,778.00	\$42,778.00	\$42,778.00	\$42,778.00	\$385,002.00
SUNDRY EXPENSES	什項支出	\$930.00	\$699.60	\$699.60	\$699.60	\$699.60	\$699.60	\$699.60	\$699.60	\$699.60	\$924.20	\$6,751.40
TRAVELLING	交通費	\$0.00	\$0.00	\$0.00	\$0.00	\$0.00	\$0.00	\$0.00	\$0.00	\$0.00	\$0.00	\$0.00
TELEPHONE	電話費	\$158.00	\$157.00	\$157.00	\$157.00	\$158.00	\$157.00	\$157.00	\$174.42	\$222.64	\$74.91	\$1,415.97
WATER FEE	水費	\$0.00	\$0.00	\$0.00	\$307.40	\$0.00	\$0.00	\$0.00	\$0.00	\$170.70	\$0.00	\$478.10
TOTAL EXPENSES	總支出	\$170,917.25	\$188,146.15	\$178,535.03	\$177,436.79	\$200,079.38	\$216,428.53	\$216,428.53	\$227,155.13	\$231,385.05	\$245,592.57	\$1,835,675.88
SURPLUS / (DEFICIT) FOR THE PERIOD	本期盈餘/(赤字)	\$8,822.75	\$28,876.85	\$1,204.97	\$2,303.21	(\$20,339.38)	(\$36,688.53)	(\$36,688.53)	(\$47,415.13)	(\$51,645.05)	(\$65,852.57)	(\$180,732.88)
SURPLUS / (DEFICIT) B/F	承上結存	\$217,290.35	\$226,113.10	\$254,989.95	\$256,194.92	\$258,498.13	\$238,158.75	\$238,158.75	\$91,614.55	\$44,199.42	(\$7,445.63)	\$217,290.35
ADJ ON SURPLUS / (DEFICIT) for Yr.2012-20	2012-20年盈餘/(赤字) 調整	\$0.00	\$0.00	\$0.00	\$0.00	\$0.00	\$0.00	(\$109,855.67)	\$0.00	\$0.00	\$0.00	(\$109,855.67)
ACCUM.SURPLUS / (DEFICIT) C/F	累積盈餘/(赤字)	\$226,113.10	\$254,989.95	\$256,194.92	\$258,498.13	\$238,158.75	\$201,470.22	\$91,614.55	\$44,199.42	(\$7,445.63)	(\$73,298.20)	(\$73,298.20)

備註: 2021年6月份財務收支報告已就2012年9月至2016年5月會計師事務所人賬誤差作出調整及包括2012年至2014年之核數調整



T.L.60
HONG KONG GARDENS - BLOCK 13 豪景花園 第十三座
STATEMENT OF COMPREHENSIVE INCOME 收支報告表
(FORMERLY KNOWN AS INCOME & EXPENDITURE ACCOUNT)

		Jan-21 (一月)	Feb-21 (二月)	Mar-21 (三月)	Apr-21 (四月)	May-21 (五月)	Jun-21 (before adj)	Jun-21 (六月)	Jul-21 (七月)	Aug-21 (八月)	Sep-21 (九月)	1-9/2021 TOTAL總計
INCOME:	收入											
MANAGEMENT FEE RECEIVED	管理費收入	\$132,240.00	\$132,240.00	\$132,240.00	\$132,240.00	\$132,240.00	\$132,240.00	\$132,240.00	\$132,240.00	\$132,240.00	\$132,240.00	\$1,190,160.00
LESS: SINKING FUND	減：儲備基金	(\$6,612.00)	(\$6,612.00)	(\$6,612.00)	(\$6,612.00)	(\$6,612.00)	(\$6,612.00)	(\$6,612.00)	(\$6,612.00)	(\$6,612.00)	(\$6,612.00)	(\$59,508.00)
LESS: PROVISION FOR BAD DEBT - M.F.	管理費壞賬撥備	\$0.00	\$0.00	\$0.00	\$0.00	\$0.00	\$0.00	\$0.00	\$0.00	\$0.00	\$0.00	\$0.00
ADD: BAD DEBT (M.F.)WRITTEN BACK	收回管理費壞賬	\$0.00	\$0.00	\$0.00	\$0.00	\$0.00	\$0.00	\$0.00	\$0.00	\$0.00	\$0.00	\$0.00
INSURANCE AND OTHER COMPENSATION	保險及其他賠償	\$0.00	\$0.00	\$0.00	\$0.00	\$0.00	\$0.00	\$0.00	\$0.00	\$0.00	\$0.00	\$0.00
LEGAL FEE RECOVERED	訴訟費收入	\$0.00	\$0.00	\$0.00	\$0.00	\$0.00	\$0.00	\$0.00	\$0.00	\$0.00	\$0.00	\$0.00
INTEREST INCOME	利息收入	\$0.00	\$0.00	\$0.00	\$0.00	\$0.00	\$0.00	\$0.00	\$0.00	\$0.00	\$0.00	\$0.00
SUNDRY INCOME	什項收入	\$0.00	\$15,817.00	\$0.00	\$0.00	\$0.00	\$0.00	\$0.00	\$0.00	\$0.00	\$0.00	\$15,817.00
		\$125,628.00	\$141,445.00	\$125,628.00	\$125,628.00	\$125,628.00	\$125,628.00	\$125,628.00	\$125,628.00	\$125,628.00	\$125,628.00	\$1,146,469.00
EXPENSES:	減：支出											
APPORTIONMENT OF GARDENS EXPENSES	公共費用之分攤	\$37,705.66	\$44,111.59	\$37,031.63	\$38,162.43	\$39,032.37	\$46,944.50	\$46,944.50	\$40,650.21	\$55,162.41	\$41,684.24	\$380,485.04
AUDITORS REMUNERATION	核數費	\$0.00	\$0.00	\$0.00	\$0.00	\$0.00	\$0.00	\$0.00	\$0.00	\$0.00	\$0.00	\$0.00
CONSULTING FEE	諮詢費	\$0.00	\$0.00	\$0.00	\$0.00	\$0.00	\$0.00	\$0.00	\$0.00	\$0.00	\$0.00	\$0.00
CLEANING EXPENSES	清潔費	\$9,370.00	\$9,370.00	\$9,370.00	\$10,272.60	\$10,203.00	\$9,370.00	\$9,370.00	\$9,370.00	\$9,370.00	\$9,370.00	\$86,065.60
DEBRIS REMOVAL CHARGES	清泥頭費	\$0.00	\$0.00	\$0.00	\$0.00	\$0.00	\$0.00	\$0.00	\$0.00	\$0.00	\$0.00	\$0.00
ELECTRICITY	電費	\$4,756.00	\$5,797.00	\$4,632.00	\$5,397.00	\$5,267.00	\$6,299.00	\$6,299.00	\$5,981.00	\$5,975.00	\$6,076.00	\$50,180.00
FESTIVAL DECORATION EXPENSES	節日裝飾	\$8.00	\$0.00	\$475.00	\$0.00	\$0.00	\$0.00	\$0.00	\$0.00	\$0.00	\$0.00	\$483.00
FURNITURE, FIXTURES & EQUIPMENT	屋苑設備	\$0.00	\$0.00	\$0.00	\$0.00	\$0.00	\$0.00	\$0.00	\$0.00	\$0.00	\$0.00	\$0.00
LEGAL FEE	訴訟費	\$0.00	\$0.00	\$0.00	\$0.00	\$0.00	\$0.00	\$0.00	\$0.00	\$0.00	\$0.00	\$0.00
MAINTENANCE, REPAIR & INSTALLATION	保養維修											
CONCRETE AND SCAFFOLDING	外牆維修及搭棚	\$0.00	\$0.00	\$0.00	\$0.00	\$0.00	\$0.00	\$0.00	\$9,680.00	\$0.00	\$18,740.00	\$28,420.00
DRAINAGE, ELECTRICALS & PUMPS	水電保養維修	\$378.83	\$1,840.00	\$46.00	\$972.00	\$825.00	\$426.00	\$426.00	\$28.00	\$17,152.00	\$401.00	\$22,068.83
SECURITY SYSTEM / SMATV. SYM	保安系統/衛星電視	\$1,780.00	\$280.00	\$280.00	\$280.00	\$280.00	\$280.00	\$280.00	\$1,480.00	\$280.00	\$1,269.85	\$6,209.85
FIRE FIGHTING SYSTEM	消防保養	\$0.00	\$0.00	\$0.00	\$0.00	\$0.00	\$700.00	\$700.00	\$0.00	\$0.00	\$5,223.00	\$5,923.00
LIFTS	升降機	\$8,200.00	\$8,200.00	\$8,780.00	\$8,200.00	\$8,200.00	\$8,200.00	\$8,200.00	\$8,200.00	\$8,200.00	\$8,200.00	\$74,380.00
MANAGER'S REMUNERATION 4%	管理酬金 4%	\$2,713.21	\$2,752.18	\$2,676.02	\$2,741.54	\$2,723.70	\$2,743.70	\$2,743.70	\$3,122.26	\$3,376.43	\$3,703.90	\$26,552.94
MAINTENANCE FUND 11%	維修基金 11%	\$7,461.33	\$7,568.51	\$7,359.07	\$7,539.25	\$7,490.19	\$7,545.19	\$7,545.19	\$8,586.23	\$9,285.19	\$10,185.72	\$73,020.68
PEST CONTROL	殺蟲滅鼠	\$0.00	\$0.00	\$0.00	\$0.00	\$0.00	\$0.00	\$0.00	\$0.00	\$0.00	\$0.00	\$0.00
PRINTING AND STATIONERY	印刷及廣告費	\$14.40	\$0.00	\$0.00	\$0.00	\$0.00	\$0.00	\$0.00	\$0.00	\$0.00	\$0.00	\$14.40
SECURITY GUARD SERVICE CHARGES	保安費	\$42,778.00	\$42,778.00	\$42,778.00	\$42,778.00	\$42,778.00	\$42,778.00	\$42,778.00	\$42,778.00	\$42,778.00	\$42,778.00	\$385,002.00
SUNDRY EXPENSES	什項支出	\$387.00	\$381.60	\$381.60	\$381.60	\$381.60	\$381.60	\$381.60	\$381.60	\$381.60	\$381.60	\$3,439.80
TRAVELLING	交通費	\$0.00	\$0.00	\$0.00	\$0.00	\$0.00	\$0.00	\$0.00	\$0.00	\$0.00	\$0.00	\$0.00
TELEPHONE	電話費	\$158.00	\$158.00	\$158.00	\$158.00	\$158.00	\$158.00	\$158.00	\$158.00	\$158.00	\$158.00	\$1,422.00
WATER FEE	水費	\$0.00	\$0.00	\$0.00	\$99.40	\$0.00	\$0.00	\$0.00	\$0.00	\$116.20	\$0.00	\$215.60
TOTAL EXPENSES	總支出	\$115,710.43	\$123,236.88	\$113,967.32	\$116,981.82	\$117,338.86	\$125,825.99	\$125,825.99	\$130,415.30	\$152,234.83	\$148,171.31	\$1,143,882.74
SURPLUS / (DEFICIT) FOR THE PERIOD	本期盈餘/(赤字)	\$9,917.57	\$18,208.12	\$11,660.68	\$8,646.18	\$8,289.14	(\$197.99)	(\$197.99)	(\$4,787.30)	(\$26,606.83)	(\$22,543.31)	\$2,586.26
SURPLUS / (DEFICIT) B/F	承上結存	(\$419,460.25)	(\$409,542.68)	(\$391,334.56)	(\$379,673.88)	(\$371,027.70)	(\$362,738.56)	(\$362,738.56)	(\$289,021.50)	(\$293,808.80)	(\$320,415.63)	(\$419,460.25)
ADJ ON SURPLUS / (DEFICIT) for Yr.2012-20	2012-20年盈餘/(赤字) 調整	\$0.00	\$0.00	\$0.00	\$0.00	\$0.00	\$0.00	\$73,915.05	\$0.00	\$0.00	\$0.00	\$73,915.05
ACCUM.SURPLUS / (DEFICIT) C/F	累積盈餘/(赤字)	(\$409,542.68)	(\$391,334.56)	(\$379,673.88)	(\$371,027.70)	(\$362,738.56)	(\$362,936.55)	(\$289,021.50)	(\$293,808.80)	(\$320,415.63)	(\$342,958.94)	(\$342,958.94)

備註：2021年6月份財務收支報告已就2012年9月至2016年5月會計師事務所人賬誤差作出調整及包括2012年至2014年之核數調整



T.L.60
HONG KONG GARDENS - BLOCK 14 豪景花園 第十四座
STATEMENT OF COMPREHENSIVE INCOME 收支報告表
(FORMERLY KNOWN AS INCOME & EXPENDITURE ACCOUNT)

		Jan-21 (一月)	Feb-21 (二月)	Mar-21 (三月)	Apr-21 (四月)	May-21 (五月)	Jun-21 (before adj)	Jun-21 (六月)	Jul-21 (七月)	Aug-21 (八月)	Sep-21 (九月)	1-9/2021 TOTAL總計
INCOME:	收入											
MANAGEMENT FEE RECEIVED	管理費收入	\$132,240.00	\$132,240.00	\$132,240.00	\$132,240.00	\$132,240.00	\$132,240.00	\$132,240.00	\$132,240.00	\$132,240.00	\$132,240.00	\$1,190,160.00
LESS: SINKING FUND	減：儲備基金	(\$6,612.00)	(\$6,612.00)	(\$6,612.00)	(\$6,612.00)	(\$6,612.00)	(\$6,612.00)	(\$6,612.00)	(\$6,612.00)	(\$6,612.00)	(\$6,612.00)	(\$59,508.00)
LESS: PROVISION FOR BAD DEBT - M.F.	管理費壞賬撥備	\$0.00	\$0.00	\$0.00	\$0.00	\$0.00	\$0.00	\$0.00	\$0.00	\$0.00	\$0.00	\$0.00
ADD: BAD DEBT (M.F.) WRITTEN BACK	收回管理費壞賬	\$0.00	\$0.00	\$0.00	\$0.00	\$0.00	\$0.00	\$0.00	\$0.00	\$0.00	\$0.00	\$0.00
INSURANCE AND OTHER COMPENSATION	保險及其他賠償	\$0.00	\$0.00	\$0.00	\$0.00	\$0.00	\$0.00	\$0.00	\$0.00	\$0.00	\$0.00	\$0.00
LEGAL FEE RECOVERED	訴訟費收入	\$0.00	\$0.00	\$0.00	\$0.00	\$0.00	\$0.00	\$0.00	\$0.00	\$0.00	\$0.00	\$0.00
INTEREST INCOME	利息收入	\$0.00	\$0.00	\$0.00	\$0.00	\$0.00	\$0.00	\$0.00	\$0.00	\$0.00	\$0.00	\$0.00
SUNDRY INCOME	什項收入	\$0.00	\$15,817.00	\$0.00	\$0.00	\$0.00	\$0.00	\$0.00	\$0.00	\$100.00	\$0.00	\$15,917.00
		\$125,628.00	\$141,445.00	\$125,628.00	\$125,628.00	\$125,628.00	\$125,628.00	\$125,628.00	\$125,628.00	\$125,728.00	\$125,628.00	\$1,146,569.00
EXPENSES:	減：支出											
APPORTIONMENT OF GARDENS EXPENSES	公共費用之分攤	\$37,705.66	\$44,111.59	\$37,031.63	\$38,162.43	\$39,032.37	\$46,944.50	\$46,944.50	\$40,650.21	\$55,162.41	\$41,684.24	\$380,485.04
AUDITORS REMUNERATION	核數費	\$0.00	\$0.00	\$0.00	\$0.00	\$0.00	\$0.00	\$0.00	\$0.00	\$0.00	\$0.00	\$0.00
CONSULTING FEE	諮詢費	\$0.00	\$0.00	\$0.00	\$0.00	\$0.00	\$0.00	\$0.00	\$0.00	\$0.00	\$0.00	\$0.00
CLEANING EXPENSES	清潔費	\$9,370.00	\$9,370.00	\$9,370.00	\$9,370.00	\$10,203.00	\$9,370.00	\$9,370.00	\$9,370.00	\$10,133.37	\$9,370.00	\$85,926.37
DEBRIS REMOVAL CHARGES	清泥頭費	\$0.00	\$0.00	\$0.00	\$0.00	\$0.00	\$0.00	\$0.00	\$0.00	\$0.00	\$0.00	\$0.00
ELECTRICITY	電費	\$4,531.75	\$5,927.53	\$4,354.64	\$5,570.45	\$5,209.48	\$6,684.10	\$6,684.10	\$6,670.22	\$6,201.33	\$6,483.82	\$51,633.32
FESTIVAL DECORATION EXPENSES	節日裝飾	\$0.00	\$0.00	\$475.00	\$0.00	\$0.00	\$0.00	\$0.00	\$0.00	\$0.00	\$0.00	\$475.00
FURNITURE, FIXTURES & EQUIPMENT	屋苑設備	\$0.00	\$0.00	\$0.00	\$0.00	\$0.00	\$0.00	\$0.00	\$0.00	\$0.00	\$0.00	\$0.00
LEGAL FEE	訴訟費	\$0.00	\$0.00	\$0.00	\$0.00	\$0.00	\$0.00	\$0.00	\$0.00	\$0.00	\$0.00	\$0.00
MAINTENANCE, REPAIR & INSTALLATION	保養維修											
CONCRETE AND SCAFFOLDING	外牆維修及搭棚	\$0.00	\$0.00	\$4,802.00	\$3,800.00	\$13,080.00	\$3,800.00	\$3,800.00	\$0.00	\$3,000.00	\$41,606.00	\$70,088.00
DRAINAGE, ELECTRICALS & PUMPS	水電保養維修	\$289.83	\$1,866.00	\$1,380.00	\$946.00	\$845.00	\$426.00	\$426.00	\$0.00	\$11,810.00	\$334.00	\$17,896.83
SECURITY SYSTEM / SMATV. SYM	保安系統/衛星電視	\$2,080.00	\$280.00	\$280.00	\$1,760.00	\$280.00	\$280.00	\$280.00	\$280.00	\$280.00	\$1,269.85	\$6,789.85
FIRE FIGHTING SYSTEM	消防保養	\$0.00	\$0.00	\$0.00	\$0.00	\$0.00	\$700.00	\$700.00	\$0.00	\$0.00	\$32,760.00	\$33,460.00
LIFTS	升降機	\$8,200.00	\$8,200.00	\$8,780.00	\$8,200.00	\$8,200.00	\$8,200.00	\$8,200.00	\$8,200.00	\$8,200.00	\$8,200.00	\$74,380.00
MANAGER'S REMUNERATION 4%	管理酬金 4%	\$2,712.36	\$2,758.45	\$2,910.37	\$2,926.81	\$3,245.40	\$2,914.70	\$2,914.70	\$3,021.51	\$3,324.89	\$6,133.65	\$29,948.14
MAINTENANCE FUND 11%	維修基金 11%	\$7,458.99	\$7,585.72	\$8,003.52	\$8,048.73	\$8,924.86	\$8,015.44	\$8,015.44	\$8,309.16	\$9,143.45	\$16,867.54	\$82,357.41
PEST CONTROL	殺蟲滅鼠	\$0.00	\$0.00	\$0.00	\$0.00	\$0.00	\$0.00	\$0.00	\$7,700.00	\$0.00	\$0.00	\$7,700.00
PRINTING AND STATIONERY	印刷及廣告費	\$14.40	\$0.00	\$0.00	\$0.00	\$0.00	\$0.00	\$0.00	\$0.00	\$0.00	\$0.00	\$14.40
SECURITY GUARD SERVICE CHARGES	保安費	\$42,778.00	\$42,778.00	\$42,778.00	\$42,778.00	\$42,778.00	\$42,778.00	\$42,778.00	\$42,778.00	\$42,778.00	\$42,778.00	\$385,002.00
SUNDRY EXPENSES	什項支出	\$387.00	\$381.60	\$381.60	\$381.60	\$381.60	\$471.50	\$471.50	\$381.60	\$381.60	\$10,381.60	\$13,529.70
TELEPHONE	電話費	\$158.00	\$158.00	\$158.00	\$158.00	\$158.00	\$158.00	\$158.00	\$158.00	\$158.00	\$158.00	\$1,422.00
WATER FEE	水費	\$0.00	\$0.00	\$0.00	\$206.20	\$0.00	\$0.00	\$0.00	\$0.00	\$180.00	\$0.00	\$386.20
TOTAL EXPENSES	總支出	\$115,685.99	\$123,416.89	\$120,704.76	\$122,308.22	\$132,337.71	\$130,742.24	\$130,742.24	\$127,518.70	\$150,753.05	\$218,026.70	\$1,241,494.26
SURPLUS / (DEFICIT) FOR THE PERIOD	本期盈餘/(赤字)	\$9,942.01	\$18,028.11	\$4,923.24	\$3,319.78	(\$6,709.71)	(\$5,114.24)	(\$5,114.24)	(\$1,890.70)	(\$25,025.05)	(\$92,398.70)	(\$94,925.26)
SURPLUS / (DEFICIT) B/F	承上結存	(\$189,144.44)	(\$179,202.43)	(\$161,174.32)	(\$156,251.08)	(\$152,931.30)	(\$159,641.01)	(\$159,641.01)	(\$113,066.53)	(\$114,957.23)	(\$139,982.28)	(\$189,144.44)
ADJ ON SURPLUS / (DEFICIT) for Yr.2012-20	2012-20年盈餘/(赤字) 調整	\$0.00	\$0.00	\$0.00	\$0.00	\$0.00	\$0.00	\$51,688.72	\$0.00	\$0.00	\$0.00	\$51,688.72
ACCUM.SURPLUS / (DEFICIT) C/F	累積盈餘/(赤字)	(\$179,202.43)	(\$161,174.32)	(\$156,251.08)	(\$152,931.30)	(\$159,641.01)	(\$164,755.25)	(\$113,066.53)	(\$114,957.23)	(\$139,982.28)	(\$232,380.98)	(\$232,380.98)

備註：2021年6月份財務收支報告已就2012年9月至2016年5月會計師事務所入賬誤差作出調整及包括2012年至2014年之核數調整



T.L.60
HONG KONG GARDENS - BLOCK 15 豪景花園 第十五座
STATEMENT OF COMPREHENSIVE INCOME 收支報告表
(FORMERLY KNOWN AS INCOME & EXPENDITURE ACCOUNT)

		Jan-21 (一月)	Feb-21 (二月)	Mar-21 (三月)	Apr-21 (四月)	May-21 (五月)	Jun-21 (before adj)	Jun-21 (六月)	Jul-21 (七月)	Aug-21 (八月)	Sep-21 (九月)	1-9/2021 TOTAL總計
INCOME:	收入											
MANAGEMENT FEE RECEIVED	管理費收入	\$102,720.00	\$102,720.00	\$102,720.00	\$102,720.00	\$102,720.00	\$102,720.00	\$102,720.00	\$102,720.00	\$102,720.00	\$102,720.00	\$924,480.00
LESS: SINKING FUND	減：儲備基金	(\$5,136.00)	(\$5,136.00)	(\$5,136.00)	(\$5,136.00)	(\$5,136.00)	(\$5,136.00)	(\$5,136.00)	(\$5,136.00)	(\$5,136.00)	(\$5,136.00)	(\$46,224.00)
INSURANCE AND OTHER COMPENSATION	保險及其他賠償	\$0.00	\$0.00	\$0.00	\$0.00	\$0.00	\$0.00	\$0.00	\$0.00	\$0.00	\$0.00	\$0.00
LEGAL FEE RECOVERED	訴訟費收入	\$0.00	\$0.00	\$0.00	\$0.00	\$0.00	\$0.00	\$0.00	\$0.00	\$0.00	\$0.00	\$0.00
INTEREST INCOME	利息收入	\$0.00	\$0.00	\$0.00	\$0.00	\$0.00	\$0.00	\$0.00	\$0.00	\$0.00	\$0.00	\$0.00
SUNDRY INCOME	什項收入	\$0.00	\$15,440.00	\$0.00	\$0.00	\$0.00	\$0.00	\$0.00	\$0.00	\$0.00	\$0.00	\$15,440.00
		\$97,584.00	\$113,024.00	\$97,584.00	\$97,584.00	\$97,584.00	\$97,584.00	\$97,584.00	\$97,584.00	\$97,584.00	\$97,584.00	\$893,696.00
EXPENSES:	減：支出											
APPORTIONMENT OF GARDENS EXPENSES	公共費用之分攤	\$36,807.91	\$43,061.31	\$36,149.93	\$37,253.81	\$38,103.03	\$45,826.77	\$45,826.77	\$39,682.34	\$53,849.02	\$40,691.76	\$371,425.88
AUDITORS REMUNERATION	核數費	\$0.00	\$0.00	\$0.00	\$0.00	\$0.00	\$0.00	\$0.00	\$0.00	\$0.00	\$0.00	\$0.00
CONSULTING FEE	諮詢費	\$0.00	\$0.00	\$0.00	\$0.00	\$0.00	\$0.00	\$0.00	\$0.00	\$0.00	\$0.00	\$0.00
CLEANING EXPENSES	清潔費	\$9,370.00	\$9,370.00	\$9,370.00	\$9,370.00	\$9,370.00	\$9,370.00	\$9,370.00	\$9,370.00	\$10,133.37	\$9,370.00	\$85,093.37
DEBRIS REMOVAL CHARGES	清泥頭費	\$0.00	\$0.00	\$0.00	\$0.00	\$0.00	\$0.00	\$0.00	\$0.00	\$0.00	\$0.00	\$0.00
ELECTRICITY	電費	\$2,797.00	\$3,470.00	\$2,605.00	\$3,232.00	\$2,993.00	\$3,969.00	\$3,969.00	\$3,600.00	\$3,644.00	\$3,859.00	\$30,169.00
FESTIVAL DECORATION EXPENSES	節日裝飾	\$48.00	\$0.00	\$2,850.00	\$0.00	\$0.00	\$0.00	\$0.00	\$0.00	\$0.00	\$0.00	\$2,898.00
FURNITURE, FIXTURES & EQUIPMENT	屋苑設備	\$0.00	\$0.00	\$0.00	\$0.00	\$0.00	\$0.00	\$0.00	\$0.00	\$0.00	\$0.00	\$0.00
LEGAL FEE	訴訟費	\$0.00	\$0.00	\$0.00	\$0.00	\$0.00	\$0.00	\$0.00	\$0.00	\$0.00	\$0.00	\$0.00
MAINTENANCE, REPAIR & INSTALLATION	保養維修											
CONCRETE AND SCAFFOLDING	外牆維修及搭棚	\$0.00	\$0.00	\$0.00	\$0.00	\$0.00	\$0.00	\$0.00	\$0.00	\$0.00	\$22,261.00	\$22,261.00
DRAINAGE, ELECTRICALS & PUMPS	水電保養維修	\$0.00	\$4,670.00	\$376.00	\$1,004.00	\$252.00	\$500.00	\$500.00	\$252.00	\$14,737.00	\$485.00	\$22,276.00
SECURITY SYSTEM / SMATV. SYM	保安系統/衛星電視	\$2,080.00	\$280.00	\$280.00	\$280.00	\$8,080.00	\$280.00	\$280.00	\$3,280.00	\$280.00	\$1,246.28	\$16,086.28
FIRE FIGHTING SYSTEM	消防保養	\$0.00	\$0.00	\$0.00	\$0.00	\$0.00	\$700.00	\$700.00	\$0.00	\$0.00	\$0.00	\$3,983.00
MANAGER'S REMUNERATION 4%	管理酬金 4%	\$1,455.58	\$1,597.90	\$1,473.02	\$1,437.54	\$1,681.58	\$1,480.17	\$1,480.17	\$1,542.58	\$2,033.87	\$2,502.27	\$15,204.51
MAINTENANCE FUND 11%	維修基金 11%	\$4,002.83	\$4,394.23	\$4,050.79	\$3,953.22	\$4,624.33	\$4,070.47	\$4,070.47	\$4,242.08	\$5,593.14	\$6,881.23	\$41,812.32
PEST CONTROL	殺蟲滅鼠	\$0.00	\$0.00	\$0.00	\$0.00	\$0.00	\$0.00	\$0.00	\$0.00	\$0.00	\$0.00	\$0.00
PRINTING AND STATIONERY	印刷及廣告費	\$9.60	\$0.00	\$0.00	\$0.00	\$0.00	\$0.00	\$0.00	\$0.00	\$0.00	\$0.00	\$9.60
SECURITY GUARD SERVICE CHARGES	保安費	\$21,389.00	\$21,389.00	\$20,681.00	\$21,389.00	\$20,681.00	\$21,389.00	\$21,389.00	\$21,389.00	\$21,389.00	\$21,389.00	\$191,085.00
SUNDRY EXPENSES	什項支出	\$286.80	\$254.40	\$254.40	\$254.40	\$254.40	\$254.40	\$254.40	\$254.40	\$254.40	\$254.40	\$2,332.00
TELEPHONE	電話費	\$409.00	\$409.00	\$409.00	\$409.00	\$409.00	\$409.00	\$409.00	\$409.00	\$409.00	\$409.00	\$3,681.00
WATER FEE	水費	\$0.00	\$105.10	\$0.00	\$0.00	\$0.00	\$132.90	\$132.90	\$0.00	\$0.00	\$0.00	\$238.00
TOTAL EXPENSES	總支出	\$78,655.72	\$89,000.94	\$78,499.14	\$78,582.97	\$86,448.34	\$88,381.71	\$88,381.71	\$84,031.40	\$112,322.80	\$112,631.94	\$808,554.96
SURPLUS / (DEFICIT) FOR THE PERIOD	本期盈餘/(赤字)	\$18,928.28	\$24,023.06	\$19,084.86	\$19,001.03	\$11,135.66	\$9,202.29	\$9,202.29	\$13,552.60	(\$14,738.80)	(\$15,047.94)	\$85,141.04
SURPLUS / (DEFICIT) B/F	承上結存	\$548,513.58	\$567,441.86	\$591,464.92	\$610,549.78	\$629,550.81	\$640,686.47	\$640,686.47	\$704,991.97	\$718,544.57	\$703,805.77	\$548,513.58
ADJ ON SURPLUS / (DEFICIT) for Yr.2012-20	2012-20年盈餘/(赤字) 調整	\$0.00	\$0.00	\$0.00	\$0.00	\$0.00	\$0.00	\$55,103.21	\$0.00	\$0.00	\$0.00	\$55,103.21
ACCUM.SURPLUS / (DEFICIT) C/F	累積盈餘/(赤字)	\$567,441.86	\$591,464.92	\$610,549.78	\$629,550.81	\$640,686.47	\$649,888.76	\$704,991.97	\$718,544.57	\$703,805.77	\$688,757.83	\$688,757.83

備註：2021年6月份財務收支報告已就2012年9月至2016年5月會計師事務所人賬誤差作出調整及包括2012年至2014年之核數調整



T.L.60
HONG KONG GARDENS - BLOCK 16 豪景花園 第十六座
STATEMENT OF COMPREHENSIVE INCOME 收支報告表
(FORMERLY KNOWN AS INCOME & EXPENDITURE ACCOUNT)

		Jan-21 (一月)	Feb-21 (二月)	Mar-21 (三月)	Apr-21 (四月)	May-21 (五月)	Jun-21 (before adj)	Jun-21 (六月)	Jul-21 (七月)	Aug-21 (八月)	Sep-21 (九月)	1-9/2021 TOTAL總計
INCOME:	收入											
MANAGEMENT FEE RECEIVED	管理費收入	\$169,650.00	\$169,650.00	\$169,650.00	\$169,650.00	\$169,650.00	\$169,650.00	\$169,650.00	\$169,650.00	\$169,650.00	\$169,650.00	\$1,526,850.00
LESS: SINKING FUND	減：儲備基金	(\$8,482.50)	(\$8,482.50)	(\$8,482.50)	(\$8,482.50)	(\$8,482.50)	(\$8,482.50)	(\$8,482.50)	(\$8,482.50)	(\$8,482.50)	(\$8,482.50)	(\$76,342.50)
INSURANCE AND OTHER COMPENSATION	保險及其他賠償	\$0.00	\$0.00	\$0.00	\$0.00	\$0.00	\$0.00	\$0.00	\$0.00	\$0.00	\$0.00	\$0.00
LEGAL FEE RECOVERED	訴訟費收入	\$0.00	\$0.00	\$0.00	\$0.00	\$0.00	\$0.00	\$0.00	\$0.00	\$0.00	\$0.00	\$0.00
INTEREST INCOME	利息收入	\$0.00	\$0.00	\$0.00	\$0.00	\$0.00	\$0.00	\$0.00	\$0.00	\$0.00	\$0.00	\$0.00
SUNDRY INCOME	什項收入	\$0.00	\$30,944.00	\$0.00	\$0.00	\$0.00	\$0.00	\$0.00	\$0.00	\$0.00	\$0.00	\$30,944.00
		\$161,167.50	\$192,111.50	\$161,167.50	\$161,167.50	\$161,167.50	\$161,167.50	\$161,167.50	\$161,167.50	\$161,167.50	\$161,167.50	\$1,481,451.50
EXPENSES:	減：支出											
APPORTIONMENT OF GARDENS EXPENSES	公共費用之分攤	\$73,765.44	\$86,297.67	\$72,446.81	\$74,659.05	\$76,360.94	\$91,839.84	\$91,839.84	\$79,526.00	\$107,916.93	\$81,548.93	\$744,361.61
AUDITORS REMUNERATION	核數費	\$0.00	\$0.00	\$0.00	\$0.00	\$0.00	\$0.00	\$0.00	\$0.00	\$0.00	\$0.00	\$0.00
CONSULTING FEE	諮詢費	\$0.00	\$0.00	\$0.00	\$0.00	\$0.00	\$0.00	\$0.00	\$0.00	\$0.00	\$0.00	\$0.00
CLEANING EXPENSES	清潔費	\$9,370.00	\$9,370.00	\$9,370.00	\$9,370.00	\$10,203.00	\$9,370.00	\$9,370.00	\$9,370.00	\$10,133.37	\$9,370.00	\$85,926.37
DEBRIS REMOVAL CHARGES	清泥瀆費	\$0.00	\$0.00	\$0.00	\$0.00	\$0.00	\$0.00	\$0.00	\$0.00	\$0.00	\$0.00	\$0.00
ELECTRICITY	電費	\$6,054.00	\$7,765.00	\$6,189.00	\$7,670.00	\$7,444.00	\$9,549.00	\$9,549.00	\$8,643.00	\$8,623.00	\$8,697.00	\$70,634.00
FESTIVAL DECORATION EXPENSES	節日裝飾	\$58.00	\$0.00	\$475.00	\$0.00	\$0.00	\$0.00	\$0.00	\$0.00	\$0.00	\$0.00	\$533.00
FURNITURE, FIXTURES & EQUIPMENT	屋苑設備	\$0.00	\$0.00	\$0.00	\$0.00	\$0.00	\$0.00	\$0.00	\$0.00	\$0.00	\$0.00	\$0.00
LEGAL FEE	訴訟費	\$0.00	\$0.00	\$0.00	\$0.00	\$0.00	\$0.00	\$0.00	\$0.00	\$0.00	\$0.00	\$0.00
MAINTENANCE, REPAIR & INSTALLATION	保養維修											
CONCRETE AND SCAFFOLDING	外牆維修及搭棚	\$0.00	\$0.00	\$0.00	\$0.00	\$4,202.00	\$0.00	\$0.00	\$0.00	\$11,002.00	\$0.00	\$15,204.00
DRAINAGE, ELECTRICALS & PUMPS	水電保養維修	\$819.83	\$4,850.00	\$80.00	\$940.00	\$31.00	\$411.00	\$411.00	\$0.00	\$12,190.00	\$1,084.00	\$20,405.83
SECURITY SYSTEM / SMATV. SYM	保安系統/衛星電視	\$1,780.00	\$280.00	\$280.00	\$280.00	\$280.00	\$280.00	\$280.00	\$280.00	\$280.00	\$4,416.50	\$8,156.50
FIRE FIGHTING SYSTEM	消防保養	\$0.00	\$0.00	\$0.00	\$0.00	\$0.00	\$700.00	\$700.00	\$0.00	\$0.00	\$5,880.00	\$6,580.00
LIFTS	升降機	\$7,740.00	\$7,740.00	\$7,740.00	\$7,740.00	\$7,740.00	\$7,740.00	\$7,740.00	\$7,740.00	\$7,740.00	\$7,740.00	\$69,660.00
MANAGER'S REMUNERATION 4%	管理酬金 4%	\$2,776.05	\$2,942.23	\$2,714.99	\$2,785.33	\$2,938.03	\$2,864.03	\$2,864.03	\$2,783.35	\$3,745.05	\$3,230.03	\$26,779.09
MAINTENANCE FUND 11%	維修基金 11%	\$7,634.14	\$8,091.14	\$7,466.23	\$7,659.65	\$8,079.59	\$7,876.09	\$7,876.09	\$7,654.22	\$10,298.88	\$8,882.59	\$73,642.53
PEST CONTROL	殺蟲滅鼠	\$0.00	\$0.00	\$0.00	\$0.00	\$0.00	\$0.00	\$0.00	\$0.00	\$0.00	\$0.00	\$0.00
PRINTING AND STATIONERY	印刷及廣告費	\$23.20	\$0.00	\$0.00	\$0.00	\$0.00	\$0.00	\$0.00	\$0.00	\$0.00	\$0.00	\$23.20
SECURITY GUARD SERVICE CHARGES	保安費	\$42,778.00	\$42,778.00	\$42,778.00	\$42,778.00	\$42,778.00	\$42,778.00	\$42,778.00	\$42,778.00	\$42,778.00	\$42,778.00	\$385,002.00
SUNDRY EXPENSES	什項支出	\$620.20	\$614.80	\$804.80	\$614.80	\$614.80	\$614.80	\$614.80	\$614.80	\$614.80	\$627.30	\$5,741.10
TRAVELLING	交通費	\$0.00	\$0.00	\$0.00	\$0.00	\$0.00	\$0.00	\$0.00	\$0.00	\$0.00	\$0.00	\$0.00
TELEPHONE	電話費	\$158.00	\$158.00	\$158.00	\$158.00	\$158.00	\$158.00	\$158.00	\$158.00	\$158.00	\$158.00	\$1,422.00
WATER FEE	水費	\$0.00	\$0.00	\$0.00	\$82.40	\$0.00	\$0.00	\$0.00	\$0.00	\$107.00	\$0.00	\$189.40
TOTAL EXPENSES	總支出	\$153,576.86	\$170,886.84	\$150,502.83	\$154,737.23	\$160,829.36	\$174,180.76	\$174,180.76	\$159,547.37	\$215,587.03	\$174,412.35	\$1,514,260.63
SURPLUS / (DEFICIT) FOR THE PERIOD	本期盈餘/(赤字)	\$7,590.64	\$21,224.66	\$10,664.67	\$6,430.27	\$338.14	(\$13,013.26)	(\$13,013.26)	\$1,620.13	(\$54,419.53)	(\$13,244.85)	(\$32,809.13)
SURPLUS / (DEFICIT) B/F	承上結存	\$111,396.59	\$118,987.23	\$140,211.89	\$150,876.56	\$157,306.83	\$157,644.97	\$157,644.97	\$223,062.56	\$224,682.69	\$170,263.16	\$111,396.59
ADJ ON SURPLUS / (DEFICIT) for Yr.2012-20	2012-20年盈餘/(赤字) 調整	\$0.00	\$0.00	\$0.00	\$0.00	\$0.00	\$0.00	\$78,430.85	\$0.00	\$0.00	\$0.00	\$78,430.85
ACCUM.SURPLUS / (DEFICIT) C/F	累積盈餘/(赤字)	\$118,987.23	\$140,211.89	\$150,876.56	\$157,306.83	\$157,644.97	\$144,631.71	\$223,062.56	\$224,682.69	\$170,263.16	\$157,018.31	\$157,018.31

備註：2021年6月份財務收支報告已就2012年9月至2016年5月會計師事務所人賬誤差作出調整及包括2012年至2014年之核數調整

備註：2021年6月份財務收支報告已就2012年9月至2016年5月會計師事務所人賬誤差作出調整及包括2012年至2014年之核數調整



T.L.60
HONG KONG GARDENS - BLOCK 17 豪景花園 第十七座
STATEMENT OF COMPREHENSIVE INCOME 收支報告表
(FORMERLY KNOWN AS INCOME & EXPENDITURE ACCOUNT)

		Jan-21 (一月)	Feb-21 (二月)	Mar-21 (三月)	Apr-21 (四月)	May-21 (五月)	Jun-21 (before adj)	Jun-21 (六月)	Jul-21 (七月)	Aug-21 (八月)	Sep-21 (九月)	1-9/2021 TOTAL總計
INCOME:	收入											
MANAGEMENT FEE RECEIVED	管理費收入	\$169,070.00	\$169,070.00	\$169,070.00	\$169,070.00	\$169,070.00	\$169,070.00	\$169,070.00	\$169,070.00	\$169,070.00	\$169,070.00	\$1,521,630.00
LESS: SINKING FUND	減：儲備基金	(\$8,453.50)	(\$8,453.50)	(\$8,453.50)	(\$8,453.50)	(\$8,453.50)	(\$8,453.50)	(\$8,453.50)	(\$8,453.50)	(\$8,453.50)	(\$8,453.50)	(\$76,081.50)
LESS: PROVISION FOR BAD DEBT - M.F.	管理費壞賬撥備	\$0.00	\$0.00	\$0.00	\$0.00	\$0.00	\$0.00	\$0.00	\$0.00	\$0.00	\$0.00	\$0.00
ADD: BAD DEBT (M.F.) WRITTEN BACK	收回管理費壞賬	\$0.00	\$0.00	\$0.00	\$0.00	\$0.00	\$0.00	\$0.00	\$0.00	\$0.00	\$0.00	\$0.00
INSURANCE AND OTHER COMPENSATION	保險及其他賠償	\$0.00	\$0.00	\$0.00	\$0.00	\$0.00	\$0.00	\$0.00	\$0.00	\$0.00	\$0.00	\$0.00
LEGAL FEE RECOVERED	訴訟費收入	\$0.00	\$0.00	\$0.00	\$0.00	\$0.00	\$0.00	\$0.00	\$0.00	\$0.00	\$0.00	\$0.00
INTEREST INCOME	利息收入	\$0.00	\$0.00	\$0.00	\$0.00	\$0.00	\$0.00	\$0.00	\$0.00	\$0.00	\$0.00	\$0.00
SUNDRY INCOME	什項收入	\$0.00	\$30,944.00	\$0.00	\$0.00	\$0.00	\$0.00	\$0.00	\$0.00	\$0.00	\$100.00	\$31,044.00
		\$160,616.50	\$191,560.50	\$160,616.50	\$160,616.50	\$160,616.50	\$160,616.50	\$160,616.50	\$160,616.50	\$160,616.50	\$160,716.50	\$1,476,592.50
EXPENSES:	減：支出											
APPORTIONMENT OF GARDENS EXPENSES	公共費用之分攤	\$73,765.44	\$86,297.67	\$72,446.81	\$74,659.05	\$76,360.94	\$91,839.84	\$91,839.84	\$79,526.00	\$107,916.93	\$81,548.93	\$744,361.61
AUDITORS REMUNERATION	核數費	\$0.00	\$0.00	\$0.00	\$0.00	\$0.00	\$0.00	\$0.00	\$0.00	\$0.00	\$0.00	\$0.00
CONSULTING FEE	諮詢費	\$0.00	\$0.00	\$0.00	\$0.00	\$0.00	\$0.00	\$0.00	\$0.00	\$0.00	\$0.00	\$0.00
CLEANING EXPENSES	清潔費	\$9,370.00	\$9,370.00	\$9,370.00	\$9,370.00	\$10,203.00	\$9,370.00	\$9,370.00	\$9,370.00	\$10,133.37	\$9,370.00	\$85,926.37
DEBRIS REMOVAL CHARGES	清泥頭費	\$0.00	\$0.00	\$0.00	\$0.00	\$0.00	\$0.00	\$0.00	\$0.00	\$0.00	\$0.00	\$0.00
ELECTRICITY	電費	\$7,038.00	\$9,014.00	\$7,082.00	\$8,357.00	\$8,333.00	\$10,375.00	\$10,375.00	\$9,544.00	\$9,153.00	\$9,639.00	\$78,535.00
FESTIVAL DECORATION EXPENSES	節日裝飾	\$0.00	\$0.00	\$475.00	\$0.00	\$0.00	\$0.00	\$0.00	\$0.00	\$0.00	\$0.00	\$475.00
FURNITURE, FIXTURES & EQUIPMENT	屋苑設備	\$0.00	\$0.00	\$0.00	\$0.00	\$0.00	\$0.00	\$0.00	\$0.00	\$0.00	\$0.00	\$0.00
LEGAL FEE	訴訟費	\$0.00	\$0.00	\$0.00	\$0.00	\$0.00	\$0.00	\$0.00	\$0.00	\$0.00	\$0.00	\$0.00
MAINTENANCE, REPAIR & INSTALLATION	保養維修											
CONCRETE AND SCAFFOLDING	外牆維修及搭棚	\$0.00	\$0.00	\$0.00	\$6,300.00	\$0.00	\$4,802.00	\$4,802.00	\$7,400.00	\$0.00	\$16,282.00	\$34,784.00
DRAINAGE, ELECTRICALS & PUMPS	水電保養維修	\$578.34	\$1,850.00	\$260.00	\$1,004.00	\$20.00	\$443.00	\$443.00	\$711.00	\$11,810.00	\$22,731.00	\$39,407.34
SECURITY SYSTEM / SMATV. SYM	保安系統/衛星電視	\$1,780.00	\$280.00	\$280.00	\$280.00	\$280.00	\$280.00	\$280.00	\$280.00	\$280.00	\$2,216.50	\$5,956.50
FIRE FIGHTING SYSTEM	消防保養	\$0.00	\$0.00	\$0.00	\$0.00	\$0.00	\$700.00	\$700.00	\$0.00	\$0.00	\$3,361.00	\$4,061.00
LIFTS	升降機	\$7,740.00	\$7,740.00	\$7,740.00	\$7,740.00	\$7,740.00	\$7,740.00	\$7,740.00	\$7,740.00	\$7,740.00	\$7,740.00	\$69,660.00
MANAGER'S REMUNERATION 4%	管理酬金 4%	\$2,803.43	\$2,872.19	\$2,750.31	\$3,067.07	\$2,805.07	\$3,090.43	\$3,090.43	\$3,143.83	\$3,437.31	\$4,595.61	\$28,565.25
MAINTENANCE FUND 11%	維修基金 11%	\$7,709.43	\$7,898.53	\$7,563.36	\$8,434.45	\$7,713.95	\$8,498.69	\$8,498.69	\$8,645.54	\$9,452.62	\$12,637.93	\$78,554.50
PEST CONTROL	殺蟲滅鼠	\$0.00	\$0.00	\$0.00	\$0.00	\$0.00	\$0.00	\$0.00	\$0.00	\$0.00	\$0.00	\$0.00
PRINTING AND STATIONERY	印刷及廣告費	\$23.20	\$0.00	\$0.00	\$0.00	\$0.00	\$0.00	\$0.00	\$0.00	\$0.00	\$0.00	\$23.20
SECURITY GUARD SERVICE CHARGES	保安費	\$42,778.00	\$42,778.00	\$42,778.00	\$42,778.00	\$42,778.00	\$42,778.00	\$42,778.00	\$42,778.00	\$42,778.00	\$42,778.00	\$385,002.00
SUNDRY EXPENSES	什項支出	\$620.20	\$614.80	\$614.80	\$614.80	\$614.80	\$614.80	\$614.80	\$614.80	\$3,814.80	\$614.80	\$8,738.60
TELEPHONE	電話費	\$158.00	\$158.00	\$158.00	\$158.00	\$158.00	\$158.00	\$158.00	\$158.00	\$158.00	\$158.00	\$1,422.00
WATER FEE	水費	\$0.00	\$0.00	\$0.00	\$75.00	\$0.00	\$0.00	\$0.00	\$0.00	\$65.70	\$0.00	\$140.70
TOTAL EXPENSES	總支出	\$154,364.04	\$168,873.19	\$151,518.28	\$162,837.37	\$157,006.76	\$180,689.76	\$180,689.76	\$169,911.17	\$206,739.73	\$213,672.77	\$1,565,613.07
SURPLUS / (DEFICIT) FOR THE PERIOD	本期盈餘/(赤字)	\$6,252.46	\$22,687.31	\$9,098.22	(\$2,220.87)	\$3,609.74	(\$20,073.26)	(\$20,073.26)	(\$9,294.67)	(\$46,123.23)	(\$52,956.27)	(\$89,020.57)
SURPLUS / (DEFICIT) B/F	承上結存	(\$101,745.30)	(\$95,492.84)	(\$72,805.53)	(\$63,707.31)	(\$65,928.18)	(\$62,318.44)	(\$62,318.44)	\$20,130.30	\$10,835.63	(\$35,287.60)	(\$101,745.30)
ADJ ON SURPLUS / (DEFICIT) for Yr.2012-20	2012-20年盈餘/(赤字) 調整	\$0.00	\$0.00	\$0.00	\$0.00	\$0.00	\$0.00	\$102,522.00	\$0.00	\$0.00	\$0.00	\$102,522.00
ACCUM.SURPLUS / (DEFICIT) C/F	累積盈餘/(赤字)	(\$95,492.84)	(\$72,805.53)	(\$63,707.31)	(\$65,928.18)	(\$62,318.44)	(\$82,391.70)	\$20,130.30	\$10,835.63	(\$35,287.60)	(\$88,243.87)	(\$88,243.87)

備註：2021年6月份財務收支報告已就2012年9月至2016年5月會計師事務所人賬誤差作出調整及包括2012年至2014年之核數調整



T.L.60
HONG KONG GARDENS - BLOCK 18 豪景花園 第十八座
STATEMENT OF COMPREHENSIVE INCOME 收支報告表
(FORMERLY KNOWN AS INCOME & EXPENDITURE ACCOUNT)

		Jan-21 (一月)	Feb-21 (二月)	Mar-21 (三月)	Apr-21 (四月)	May-21 (五月)	Jun-21 (before adj)	Jun-21 (六月)	Jul-21 (七月)	Aug-21 (八月)	Sep-21 (九月)	1-9/2021 TOTAL總計
INCOME:	收入											
MANAGEMENT FEE RECEIVED	管理費收入	\$173,420.00	\$173,420.00	\$173,420.00	\$173,420.00	\$173,420.00	\$173,420.00	\$173,420.00	\$173,420.00	\$173,420.00	\$173,420.00	\$1,560,780.00
LESS: SINKING FUND	減：儲備基金	(\$8,671.00)	(\$8,671.00)	(\$8,671.00)	(\$8,671.00)	(\$8,671.00)	(\$8,671.00)	(\$8,671.00)	(\$8,671.00)	(\$8,671.00)	(\$8,671.00)	(\$78,039.00)
INSURANCE AND OTHER COMPENSATION	保險及其他賠償	\$0.00	\$0.00	\$0.00	\$0.00	\$220.00	\$0.00	\$0.00	\$0.00	\$0.00	\$0.00	\$220.00
LEGAL FEE RECOVERED	訴訟費收入	\$0.00	\$0.00	\$0.00	\$0.00	\$0.00	\$0.00	\$0.00	\$0.00	\$0.00	\$0.00	\$0.00
INTEREST INCOME	利息收入	\$0.00	\$0.00	\$0.00	\$0.00	\$0.00	\$0.00	\$0.00	\$0.00	\$0.00	\$0.00	\$0.00
SUNDRY INCOME	什項收入	\$0.00	\$31,039.60	\$0.00	\$300.00	\$100.00	\$0.00	\$0.00	\$0.00	\$0.00	\$100.00	\$31,539.60
		\$164,749.00	\$195,788.60	\$164,749.00	\$165,049.00	\$165,069.00	\$164,749.00	\$164,749.00	\$164,749.00	\$164,749.00	\$164,849.00	\$1,514,500.60
EXPENSES:	減：支出											
APPORTIONMENT OF GARDENS EXPENSES	公共費用之分攤	\$73,765.44	\$86,297.67	\$72,446.81	\$74,659.05	\$76,360.94	\$91,839.84	\$91,839.84	\$79,526.00	\$107,916.93	\$81,548.93	\$744,361.61
AUDITORS REMUNERATION	核數費	\$0.00	\$0.00	\$0.00	\$0.00	\$0.00	\$0.00	\$0.00	\$0.00	\$0.00	\$0.00	\$0.00
CONSULTING FEE	諮詢費	\$0.00	\$0.00	\$0.00	\$0.00	\$0.00	\$0.00	\$0.00	\$0.00	\$0.00	\$0.00	\$0.00
CLEANING EXPENSES	清潔費	\$9,370.00	\$9,370.00	\$9,370.00	\$9,370.00	\$11,036.00	\$9,370.00	\$9,370.00	\$9,370.00	\$10,133.37	\$9,370.00	\$86,759.37
DEBRIS REMOVAL CHARGES	清泥頭費	\$0.00	\$0.00	\$0.00	\$0.00	\$0.00	\$0.00	\$0.00	\$0.00	\$0.00	\$0.00	\$0.00
ELECTRICITY	電費	\$7,344.00	\$9,216.00	\$7,286.00	\$8,914.00	\$8,735.00	\$10,962.00	\$10,962.00	\$10,005.00	\$10,180.00	\$10,072.00	\$82,714.00
FESTIVAL DECORATION EXPENSES	節日裝飾	\$58.00	\$0.00	\$475.00	\$0.00	\$0.00	\$0.00	\$0.00	\$0.00	\$0.00	\$0.00	\$533.00
FURNITURE, FIXTURES & EQUIPMENT	屋苑設備	\$0.00	\$0.00	\$0.00	\$0.00	\$0.00	\$0.00	\$0.00	\$0.00	\$0.00	\$0.00	\$0.00
LEGAL FEE	訴訟費	\$0.00	\$0.00	\$0.00	\$0.00	\$0.00	\$0.00	\$0.00	\$0.00	\$0.00	\$0.00	\$0.00
MAINTENANCE, REPAIR & INSTALLATION	保養維修											
CONCRETE AND SCAFFOLDING	外牆維修及搭棚	\$0.00	\$0.00	\$0.00	\$0.00	\$0.00	\$0.00	\$0.00	\$0.00	\$0.00	\$30,020.00	\$30,020.00
DRAINAGE, ELECTRICALS & PUMPS	水電保養維修	\$1,743.11	\$1,884.00	\$3,190.00	\$1,422.00	\$37.00	\$4,433.00	\$4,433.00	\$3,591.00	\$11,837.00	\$1,220.00	\$29,357.11
SECURITY SYSTEM / SMATV. SYM	保安系統/衛星電視	\$1,780.00	\$280.00	\$280.00	\$280.00	\$280.00	\$280.00	\$280.00	\$280.00	\$280.00	\$3,416.50	\$7,156.50
FIRE FIGHTING SYSTEM	消防保養	\$0.00	\$0.00	\$0.00	\$0.00	\$0.00	\$700.00	\$700.00	\$0.00	\$0.00	\$4,478.00	\$5,178.00
LIFTS	升降機	\$7,740.00	\$7,740.00	\$7,740.00	\$7,740.00	\$7,740.00	\$7,740.00	\$7,740.00	\$7,740.00	\$7,740.00	\$7,740.00	\$69,660.00
MANAGER'S REMUNERATION 4%	管理酬金 4%	\$2,864.58	\$2,881.63	\$2,875.67	\$2,854.30	\$2,858.49	\$3,081.43	\$3,081.43	\$2,981.47	\$3,352.37	\$4,394.69	\$28,144.63
MAINTENANCE FUND 11%	維修基金 11%	\$7,877.60	\$7,924.49	\$7,908.10	\$7,849.33	\$7,860.85	\$8,473.94	\$8,473.94	\$8,199.05	\$9,219.02	\$12,085.40	\$77,397.78
PEST CONTROL	殺蟲滅鼠	\$0.00	\$0.00	\$0.00	\$0.00	\$0.00	\$0.00	\$0.00	\$0.00	\$0.00	\$0.00	\$0.00
PRINTING AND STATIONERY	印刷及廣告費	\$23.20	\$0.00	\$0.00	\$0.00	\$0.00	\$0.00	\$0.00	\$0.00	\$0.00	\$0.00	\$23.20
SECURITY GUARD SERVICE CHARGES	保安費	\$42,778.00	\$42,778.00	\$42,778.00	\$42,778.00	\$42,778.00	\$42,778.00	\$42,778.00	\$42,778.00	\$42,778.00	\$42,778.00	\$385,002.00
SUNDRY EXPENSES	什項支出	\$620.20	\$614.80	\$614.80	\$614.80	\$698.29	\$614.80	\$614.80	\$614.80	\$614.80	\$614.80	\$5,622.09
TELEPHONE	電話費	\$158.00	\$158.00	\$158.00	\$158.00	\$158.00	\$158.00	\$158.00	\$158.00	\$158.00	\$158.00	\$1,422.00
WATER FEE	水費	\$0.00	\$0.00	\$0.00	\$80.70	\$0.00	\$0.00	\$0.00	\$0.00	\$88.10	\$0.00	\$168.80
TOTAL EXPENSES	總支出	\$156,122.13	\$169,144.59	\$155,122.38	\$156,720.18	\$158,542.57	\$180,431.01	\$180,431.01	\$165,243.32	\$204,297.59	\$207,896.32	\$1,553,520.09
SURPLUS / (DEFICIT) FOR THE PERIOD	本期盈餘/(赤字)	\$8,626.87	\$26,644.01	\$9,626.62	\$8,328.82	\$6,526.43	(\$15,682.01)	(\$15,682.01)	(\$494.32)	(\$39,548.59)	(\$43,047.32)	(\$39,019.49)
SURPLUS / (DEFICIT) B/F	承上結存	\$493,544.82	\$502,171.69	\$528,815.70	\$538,442.32	\$546,771.14	\$553,297.57	\$553,297.57	\$622,296.53	\$621,802.21	\$582,253.62	\$493,544.82
ADJ ON SURPLUS / (DEFICIT) for Yr.2012-20	2012-20年盈餘/(赤字) 調整	\$0.00	\$0.00	\$0.00	\$0.00	\$0.00	\$0.00	\$84,680.97	\$0.00	\$0.00	\$0.00	\$84,680.97
ACCUM.SURPLUS / (DEFICIT) C/F	累積盈餘/(赤字)	\$502,171.69	\$528,815.70	\$538,442.32	\$546,771.14	\$553,297.57	\$537,615.56	\$622,296.53	\$621,802.21	\$582,253.62	\$539,206.30	\$539,206.30

備註：2021年6月份財務收支報告已就2012年9月至2016年5月會計師事務所人賬誤差作出調整及包括2012年至2014年之核數調整



T.L.60

HONG KONG GARDENS - BLOCK 19 豪景花園 第十九座
STATEMENT OF COMPREHENSIVE INCOME 收支報告表
(FORMERLY KNOWN AS INCOME & EXPENDITURE ACCOUNT)

		Jan-21 (一月)	Feb-21 (二月)	Mar-21 (三月)	Apr-21 (四月)	May-21 (五月)	Jun-21 (before adj)	Jun-21 (六月)	Jul-21 (七月)	Aug-21 (八月)	Sep-21 (九月)	1-9/2021 TOTAL總計
INCOME:	收入											
MANAGEMENT FEE RECEIVED	管理費收入	\$158,050.00	\$158,050.00	\$158,050.00	\$158,050.00	\$158,050.00	\$158,050.00	\$158,050.00	\$158,050.00	\$158,050.00	\$158,050.00	\$1,422,450.00
LESS: SINKING FUND	減：儲備基金	(\$7,902.50)	(\$7,902.50)	(\$7,902.50)	(\$7,902.50)	(\$7,902.50)	(\$7,902.50)	(\$7,902.50)	(\$7,902.50)	(\$7,902.50)	(\$7,902.50)	(\$71,122.50)
LESS: PROVISION FOR BAD DEBT - M.F.	管理費壞賬撥備	\$0.00	\$0.00	\$0.00	\$0.00	\$0.00	\$0.00	\$0.00	\$0.00	\$0.00	\$0.00	\$0.00
INSURANCE AND OTHER COMPENSATION	保險及其他賠償	\$0.00	\$0.00	\$0.00	\$0.00	\$0.00	\$0.00	\$0.00	\$0.00	\$0.00	\$0.00	\$0.00
LEGAL FEE RECOVERED	訴訟費收入	\$0.00	\$0.00	\$0.00	\$0.00	\$0.00	\$0.00	\$0.00	\$0.00	\$0.00	\$0.00	\$0.00
INTEREST INCOME	利息收入	\$0.00	\$0.00	\$0.00	\$0.00	\$0.00	\$0.00	\$0.00	\$0.00	\$0.00	\$0.00	\$0.00
SUNDRY INCOME	什項收入	\$0.00	\$30,944.00	\$0.00	\$0.00	\$0.00	\$0.00	\$0.00	\$0.00	\$0.00	\$0.00	\$30,944.00
		\$150,147.50	\$181,091.50	\$150,147.50	\$150,147.50	\$150,147.50	\$150,147.50	\$150,147.50	\$150,147.50	\$150,147.50	\$150,147.50	\$1,382,271.50
EXPENSES:	減：支出											
APPORTIONMENT OF GARDENS EXPENSES	公共費用之分攤	\$73,765.44	\$86,297.67	\$72,446.81	\$74,659.05	\$76,360.94	\$91,839.84	\$91,839.84	\$79,526.00	\$107,916.93	\$81,548.93	\$744,361.61
AUDITORS REMUNERATION	核數費	\$0.00	\$0.00	\$0.00	\$0.00	\$0.00	\$0.00	\$0.00	\$0.00	\$0.00	\$0.00	\$0.00
CONSULTING FEE	諮詢費	\$0.00	\$0.00	\$0.00	\$0.00	\$0.00	\$0.00	\$0.00	\$0.00	\$0.00	\$0.00	\$0.00
CLEANING EXPENSES	清潔費	\$9,370.00	\$9,370.00	\$9,370.00	\$10,199.82	\$9,370.00	\$9,370.00	\$9,370.00	\$9,370.00	\$10,133.37	\$9,370.00	\$85,923.19
DEBRIS REMOVAL CHARGES	清泥頭費	\$0.00	\$0.00	\$0.00	\$0.00	\$0.00	\$0.00	\$0.00	\$0.00	\$0.00	\$0.00	\$0.00
ELECTRICITY	電費	\$8,351.00	\$9,901.00	\$8,241.00	\$9,632.00	\$9,007.00	\$11,755.00	\$11,755.00	\$10,467.00	\$10,829.00	\$10,943.00	\$89,146.00
FESTIVAL DECORATION EXPENSES	節日裝飾	\$0.00	\$0.00	\$475.00	\$0.00	\$0.00	\$0.00	\$0.00	\$0.00	\$0.00	\$0.00	\$475.00
FURNITURE, FIXTURES & EQUIPMENT	屋苑設備	\$0.00	\$0.00	\$0.00	\$0.00	\$0.00	\$0.00	\$0.00	\$0.00	\$0.00	\$0.00	\$0.00
INSURANCE	保險費	\$0.00	\$0.00	\$0.00	\$0.00	\$0.00	\$0.00	\$0.00	\$0.00	\$0.00	\$0.00	\$0.00
GARDENING EXPENSES	園藝種植	\$0.00	\$0.00	\$0.00	\$0.00	\$0.00	\$0.00	\$0.00	\$0.00	\$0.00	\$0.00	\$0.00
LEGAL FEE	訴訟費	\$0.00	\$0.00	\$0.00	\$850.00	\$0.00	\$0.00	\$0.00	\$0.00	\$0.00	\$0.00	\$850.00
MAINTENANCE, REPAIR & INSTALLATION	保養維修											
CONCRETE AND SCAFFOLDING	外牆維修及搭棚	\$0.00	\$0.00	\$0.00	\$0.00	\$0.00	\$3,000.00	\$3,000.00	\$3,800.00	\$0.00	\$0.00	\$6,800.00
DRAINAGE, ELECTRICALS & PUMPS	水電保養維修	\$538.85	\$1,840.00	\$80.00	\$9,930.00	\$83.10	\$6,358.00	\$6,358.00	\$821.43	\$15,520.00	\$6,104.00	\$41,275.38
SECURITY SYSTEM / SMATV. SYM	保安系統/衛星電視	\$2,080.00	\$280.00	\$280.00	\$280.00	\$280.00	\$280.00	\$280.00	\$280.00	\$280.00	\$2,216.50	\$6,256.50
FIRE FIGHTING SYSTEM	消防保養	\$0.00	\$0.00	\$0.00	\$0.00	\$0.00	\$700.00	\$700.00	\$0.00	\$0.00	\$1,940.00	\$2,640.00
LIFTS	升降機	\$9,540.00	\$9,540.00	\$9,540.00	\$9,540.00	\$9,540.00	\$9,540.00	\$9,540.00	\$9,540.00	\$9,540.00	\$9,540.00	\$85,860.00
MANAGER'S REMUNERATION 4%	管理酬金 4%	\$2,938.37	\$2,979.27	\$2,861.47	\$3,369.20	\$2,873.24	\$3,382.15	\$3,382.15	\$3,113.97	\$3,603.57	\$3,349.12	\$28,470.36
MAINTENANCE FUND 11%	維修基金 11%	\$8,080.52	\$8,193.00	\$7,869.05	\$9,265.31	\$7,901.40	\$9,300.92	\$9,300.92	\$8,563.42	\$9,909.83	\$9,210.08	\$78,293.53
PEST CONTROL	殺蟲滅鼠	\$0.00	\$0.00	\$0.00	\$0.00	\$0.00	\$0.00	\$0.00	\$0.00	\$0.00	\$0.00	\$0.00
PRINTING AND STATIONERY	印刷及廣告費	\$23.20	\$0.00	\$0.00	\$0.00	\$0.00	\$0.00	\$0.00	\$0.00	\$0.00	\$0.00	\$23.20
SECURITY GUARD SERVICE CHARGES	保安費	\$42,778.00	\$42,778.00	\$42,778.00	\$42,778.00	\$42,778.00	\$42,778.00	\$42,778.00	\$42,778.00	\$42,778.00	\$42,778.00	\$385,002.00
SUNDRY EXPENSES	什項支出	\$620.20	\$614.80	\$614.80	\$614.80	\$614.80	\$614.80	\$614.80	\$614.80	\$614.80	\$678.46	\$5,602.26
SALARIES	薪金	\$0.00	\$0.00	\$0.00	\$0.00	\$0.00	\$0.00	\$0.00	\$0.00	\$0.00	\$0.00	\$0.00
MPF CONTRIBUTION	強積金	\$0.00	\$0.00	\$0.00	\$0.00	\$0.00	\$0.00	\$0.00	\$0.00	\$0.00	\$0.00	\$0.00
UNIFORM	制服費	\$0.00	\$0.00	\$0.00	\$0.00	\$0.00	\$0.00	\$0.00	\$0.00	\$0.00	\$0.00	\$0.00
TELEPHONE	電話費	\$158.00	\$158.00	\$158.00	\$158.00	\$158.00	\$158.00	\$158.00	\$158.00	\$158.00	\$158.00	\$1,422.00
WATER FEE	水費	\$0.00	\$0.00	\$0.00	\$247.50	\$0.00	\$0.00	\$0.00	\$0.00	\$236.20	\$0.00	\$483.70
TOTAL EXPENSES	總支出	\$158,243.58	\$171,951.74	\$154,714.13	\$171,523.68	\$158,966.48	\$189,076.71	\$189,076.71	\$169,052.62	\$211,519.70	\$177,836.09	\$1,562,884.73
SURPLUS / (DEFICIT) FOR THE PERIOD	本期盈餘/(赤字)	(\$8,096.08)	\$9,139.76	(\$4,566.63)	(\$21,376.18)	(\$8,818.98)	(\$38,929.21)	(\$38,929.21)	(\$18,905.12)	(\$61,372.20)	(\$27,688.59)	(\$180,613.23)
SURPLUS / (DEFICIT) B/F	承上結存	(\$61,302.42)	(\$69,398.50)	(\$60,258.74)	(\$64,825.37)	(\$86,201.55)	(\$95,020.53)	(\$95,020.53)	(\$16,303.83)	(\$35,208.95)	(\$96,581.15)	(\$61,302.42)
ADJ ON SURPLUS / (DEFICIT) for Yr.2012-20	2012-20年盈餘/(赤字) 調整	\$0.00	\$0.00	\$0.00	\$0.00	\$0.00	\$0.00	\$117,645.91	\$0.00	\$0.00	\$0.00	\$117,645.91
ACCUM.SURPLUS / (DEFICIT) C/F	累積盈餘/(赤字)	(\$69,398.50)	(\$60,258.74)	(\$64,825.37)	(\$86,201.55)	(\$95,020.53)	(\$133,949.74)	(\$16,303.83)	(\$35,208.95)	(\$96,581.15)	(\$124,269.74)	(\$124,269.74)

備註：2021年6月份財務收支報告已就2012年9月至2016年5月會計師事務所人賬誤差作出調整及包括2012年至2014年之核數調整



T.L.60
HONG KONG GARDENS - BLOCK 20 豪景花園 第二十座
STATEMENT OF COMPREHENSIVE INCOME 收支報告表
(FORMERLY KNOWN AS INCOME & EXPENDITURE ACCOUNT)

		Jan-21 (一月)	Feb-21 (二月)	Mar-21 (三月)	Apr-21 (四月)	May-21 (五月)	Jun-21 (before adj)	Jun-21 (六月)	Jul-21 (七月)	Aug-21 (八月)	Sep-21 (九月)	1-9/2021 TOTAL總計
INCOME:	收入											
MANAGEMENT FEE RECEIVED	管理費收入	\$158,050.00	\$158,050.00	\$158,050.00	\$158,050.00	\$158,050.00	\$158,050.00	\$158,050.00	\$158,050.00	\$158,050.00	\$158,050.00	\$1,422,450.00
LESS: SINKING FUND	減：儲備基金	(\$7,902.50)	(\$7,902.50)	(\$7,902.50)	(\$7,902.50)	(\$7,902.50)	(\$7,902.50)	(\$7,902.50)	(\$7,902.50)	(\$7,902.50)	(\$7,902.50)	(\$71,122.50)
LESS: PROVISION FOR BAD DEBT - M.F.	管理費壞賬撥備	\$0.00	\$0.00	\$0.00	\$0.00	\$0.00	\$0.00	\$0.00	\$0.00	\$0.00	\$0.00	\$0.00
ADD: BAD DEBT (M.F.) WRITTEN BACK	收回管理費壞賬	\$0.00	\$0.00	\$0.00	\$0.00	\$0.00	\$0.00	\$0.00	\$0.00	\$0.00	\$0.00	\$0.00
INSURANCE AND OTHER COMPENSATION	保險及其他賠償	\$0.00	\$0.00	\$0.00	\$0.00	\$0.00	\$0.00	\$0.00	\$0.00	\$0.00	\$0.00	\$0.00
LEGAL FEE RECOVERED	訴訟費收入	\$0.00	\$0.00	\$0.00	\$0.00	\$0.00	\$0.00	\$0.00	\$0.00	\$0.00	\$0.00	\$0.00
INTEREST INCOME	利息收入	\$0.00	\$0.00	\$0.00	\$0.00	\$0.00	\$0.00	\$0.00	\$0.00	\$0.00	\$0.00	\$0.00
SUNDRY INCOME	什項收入	\$0.00	\$30,944.00	\$0.00	\$0.00	\$0.00	\$0.00	\$0.00	\$0.00	\$0.00	\$0.00	\$30,944.00
		\$150,147.50	\$181,091.50	\$150,147.50	\$150,147.50	\$150,147.50	\$150,147.50	\$150,147.50	\$150,147.50	\$150,147.50	\$150,147.50	\$1,382,271.50
EXPENSES:	減：支出											
APPORTIONMENT OF GARDENS EXPENSES	公共費用之分攤	\$73,765.44	\$86,297.67	\$72,446.81	\$74,659.05	\$76,360.94	\$91,839.84	\$91,839.84	\$79,526.00	\$107,916.93	\$81,548.93	\$744,361.61
AUDITORS REMUNERATION	核數費	\$0.00	\$0.00	\$0.00	\$0.00	\$0.00	\$0.00	\$0.00	\$0.00	\$0.00	\$0.00	\$0.00
CONSULTING FEE	諮詢費	\$0.00	\$0.00	\$0.00	\$0.00	\$0.00	\$0.00	\$0.00	\$0.00	\$0.00	\$0.00	\$0.00
CLEANING EXPENSES	清潔費	\$9,370.00	\$9,370.00	\$9,370.00	\$10,199.85	\$9,370.00	\$9,370.00	\$9,370.00	\$9,370.00	\$10,133.37	\$9,370.00	\$85,923.22
DEBRIS REMOVAL CHARGES	清泥頭費	\$0.00	\$0.00	\$0.00	\$0.00	\$0.00	\$0.00	\$0.00	\$0.00	\$0.00	\$0.00	\$0.00
ELECTRICITY	電費	\$8,503.00	\$9,838.00	\$8,431.00	\$9,822.00	\$9,371.00	\$11,822.00	\$11,822.00	\$11,016.00	\$11,332.00	\$11,592.00	\$91,727.00
FESTIVAL DECORATION EXPENSES	節日裝飾	\$0.00	\$0.00	\$475.00	\$0.00	\$0.00	\$0.00	\$0.00	\$0.00	\$0.00	\$0.00	\$475.00
FURNITURE, FIXTURES & EQUIPMENT	屋苑設備	\$0.00	\$0.00	\$0.00	\$0.00	\$0.00	\$0.00	\$0.00	\$0.00	\$0.00	\$0.00	\$0.00
INSURANCE	保險費	\$0.00	\$0.00	\$0.00	\$0.00	\$0.00	\$0.00	\$0.00	\$0.00	\$0.00	\$0.00	\$0.00
GARDENING EXPENSES	園藝種植	\$0.00	\$0.00	\$0.00	\$0.00	\$0.00	\$0.00	\$0.00	\$0.00	\$0.00	\$0.00	\$0.00
LEGAL FEE	訴訟費	\$0.00	\$0.00	\$0.00	\$0.00	\$0.00	\$0.00	\$0.00	\$0.00	\$0.00	\$0.00	\$0.00
MAINTENANCE, REPAIR & INSTALLATION	保養維修											
CONCRETE AND SCAFFOLDING	外牆維修及搭棚	\$0.00	\$0.00	\$0.00	\$0.00	\$0.00	\$6,740.00	\$6,740.00	\$8,401.00	\$10,503.00	\$22,781.00	\$48,425.00
DRAINAGE, ELECTRICALS & PUMPS	水電保養維修	\$57.85	\$1,850.00	\$152.00	\$960.00	\$74.10	\$466.00	\$466.00	\$5,252.00	\$12,039.50	\$2,006.00	\$22,857.45
SECURITY SYSTEM / SMATV. SYM	保安系統/衛星電視	\$2,080.00	\$280.00	\$280.00	\$280.00	\$280.00	\$280.00	\$280.00	\$1,680.00	\$280.00	\$2,216.50	\$7,656.50
FIRE FIGHTING SYSTEM	消防保養	\$0.00	\$0.00	\$0.00	\$0.00	\$0.00	\$700.00	\$700.00	\$0.00	\$0.00	\$3,400.00	\$4,100.00
LIFTS	升降機	\$9,540.00	\$9,540.00	\$9,540.00	\$9,540.00	\$9,540.00	\$9,540.00	\$9,540.00	\$9,540.00	\$9,540.00	\$9,540.00	\$85,860.00
MANAGER'S REMUNERATION 4%	管理酬金 4%	\$2,925.21	\$2,977.15	\$2,871.95	\$3,000.66	\$2,887.44	\$3,298.75	\$3,298.75	\$3,552.39	\$3,924.62	\$4,178.25	\$29,616.42
MAINTENANCE FUND 11%	維修基金 11%	\$8,044.33	\$8,187.17	\$7,897.87	\$8,251.81	\$7,940.45	\$9,071.57	\$9,071.57	\$9,769.08	\$10,792.71	\$11,490.19	\$81,445.18
PEST CONTROL	殺蟲滅鼠	\$0.00	\$0.00	\$0.00	\$0.00	\$0.00	\$0.00	\$0.00	\$0.00	\$0.00	\$0.00	\$0.00
PRINTING AND STATIONERY	印刷及廣告費	\$23.20	\$0.00	\$0.00	\$0.00	\$0.00	\$0.00	\$0.00	\$0.00	\$0.00	\$0.00	\$23.20
SECURITY GUARD SERVICE CHARGES	保安費	\$42,778.00	\$42,778.00	\$42,778.00	\$42,778.00	\$42,778.00	\$42,778.00	\$42,778.00	\$42,778.00	\$42,778.00	\$42,778.00	\$385,002.00
SUNDRY EXPENSES	什項支出	\$620.20	\$614.80	\$614.80	\$614.80	\$614.80	\$614.80	\$614.80	\$614.80	\$614.80	\$614.80	\$5,538.60
SALARIES	薪金	\$0.00	\$0.00	\$0.00	\$0.00	\$0.00	\$0.00	\$0.00	\$0.00	\$0.00	\$0.00	\$0.00
MPF CONTRIBUTION	強積金	\$0.00	\$0.00	\$0.00	\$0.00	\$0.00	\$0.00	\$0.00	\$0.00	\$0.00	\$0.00	\$0.00
UNIFORM	制服費	\$0.00	\$0.00	\$0.00	\$0.00	\$0.00	\$0.00	\$0.00	\$0.00	\$0.00	\$0.00	\$0.00
TELEPHONE	電話費	\$158.00	\$158.00	\$158.00	\$158.00	\$158.00	\$158.00	\$158.00	\$158.00	\$158.00	\$158.00	\$1,422.00
WATER FEE	水費	\$0.00	\$0.00	\$0.00	\$663.80	\$0.00	\$0.00	\$0.00	\$0.00	\$736.90	\$0.00	\$1,400.70
TOTAL EXPENSES	總支出	\$157,865.23	\$171,890.79	\$155,015.43	\$160,927.97	\$159,374.73	\$186,678.96	\$186,678.96	\$181,657.27	\$220,749.83	\$201,673.67	\$1,595,833.88
SURPLUS / (DEFICIT) FOR THE PERIOD	本期盈餘/(赤字)	(\$7,717.73)	\$9,200.71	(\$4,867.93)	(\$10,780.47)	(\$9,227.23)	(\$36,531.46)	(\$36,531.46)	(\$31,509.77)	(\$70,602.33)	(\$51,526.17)	(\$213,562.38)
SURPLUS / (DEFICIT) B/F	承上結存	(\$435,542.19)	(\$443,259.92)	(\$434,059.21)	(\$438,927.14)	(\$449,707.61)	(\$458,934.84)	(\$458,934.84)	(\$386,445.64)	(\$417,955.41)	(\$488,557.74)	(\$435,542.19)
ADJ ON SURPLUS / (DEFICIT) for Yr.2012-20	2012-20年盈餘/(赤字) 調整	\$0.00	\$0.00	\$0.00	\$0.00	\$0.00	\$0.00	\$109,020.66	\$0.00	\$0.00	\$0.00	\$109,020.66
ACCUM.SURPLUS / (DEFICIT) C/F	累積盈餘/(赤字)	(\$443,259.92)	(\$434,059.21)	(\$438,927.14)	(\$449,707.61)	(\$458,934.84)	(\$495,466.30)	(\$386,445.64)	(\$417,955.41)	(\$488,557.74)	(\$540,083.91)	(\$540,083.91)

備註：2021年6月份財務收支報告已就2012年9月至2016年5月會計師事務所人賬誤差作出調整及包括2012年至2014年之核數調整



T.L.60
HONG KONG GARDENS - BLOCK 21 豪景花園二十一座
STATEMENT OF COMPREHENSIVE INCOME 收支報告表
(FORMERLY KNOWN AS INCOME & EXPENDITURE ACCOUNT)

		Jan-21 (一月)	Feb-21 (二月)	Mar-21 (三月)	Apr-21 (四月)	May-21 (五月)	Jun-21 (before adj)	Jun-21 (六月)	Jul-21 (七月)	Aug-21 (八月)	Sep-21 (九月)	1-9/2021 TOTAL總計
INCOME:	收入											
MANAGEMENT FEE RECEIVED	管理費收入	\$193,662.00	\$193,662.00	\$193,662.00	\$193,662.00	\$193,662.00	\$193,662.00	\$193,662.00	\$193,662.00	\$193,662.00	\$193,662.00	\$1,742,958.00
LESS: SINKING FUND	減：儲備基金	(\$9,683.10)	(\$9,683.10)	(\$9,683.10)	(\$9,683.10)	(\$9,683.10)	(\$9,683.10)	(\$9,683.10)	(\$9,683.10)	(\$9,683.10)	(\$9,683.10)	(\$87,147.90)
LESS: PROVISION FOR BAD DEBT - M.F.	管理費壞賬撥備	\$0.00	\$0.00	\$0.00	\$0.00	\$0.00	\$0.00	\$0.00	\$0.00	\$0.00	\$0.00	\$0.00
ADD: BAD DEBT (M.F.) WRITTEN BACK	收回管理費壞賬	\$0.00	\$0.00	\$0.00	\$0.00	\$0.00	\$0.00	\$0.00	\$0.00	\$0.00	\$0.00	\$0.00
INSURANCE AND OTHER COMPENSATION	保險及其他賠償	\$0.00	\$0.00	\$0.00	\$0.00	\$0.00	\$0.00	\$0.00	\$0.00	\$0.00	\$0.00	\$0.00
LEGAL FEE RECOVERED	訴訟費收入	\$0.00	\$0.00	\$0.00	\$0.00	\$0.00	\$0.00	\$0.00	\$0.00	\$0.00	\$0.00	\$0.00
INTEREST INCOME	利息收入	\$0.00	\$0.00	\$0.00	\$0.00	\$0.00	\$0.00	\$0.00	\$0.00	\$0.00	\$0.00	\$0.00
SUNDRY INCOME	什項收入	\$0.00	\$30,944.00	\$0.00	\$0.00	\$0.00	\$0.00	\$0.00	\$0.00	\$0.00	\$0.00	\$30,944.00
		\$183,978.90	\$214,922.90	\$183,978.90	\$183,978.90	\$183,978.90	\$183,978.90	\$183,978.90	\$183,978.90	\$183,978.90	\$183,978.90	\$1,686,754.10
EXPENSES:	減：支出											
APPORTIONMENT OF GARDENS EXPENSES	公共費用之分攤	\$73,765.44	\$86,297.67	\$72,446.81	\$74,659.05	\$76,360.94	\$91,839.84	\$91,839.84	\$79,526.00	\$107,916.93	\$81,548.93	\$744,361.61
AUDITORS REMUNERATION	核數費	\$0.00	\$0.00	\$0.00	\$0.00	\$0.00	\$0.00	\$0.00	\$0.00	\$0.00	\$0.00	\$0.00
CONSULTING FEE	諮詢費	\$0.00	\$0.00	\$0.00	\$0.00	\$0.00	\$0.00	\$0.00	\$0.00	\$0.00	\$0.00	\$0.00
CLEANING EXPENSES	清潔費	\$9,370.00	\$9,370.00	\$9,370.00	\$9,370.00	\$10,203.00	\$9,370.00	\$9,370.00	\$9,370.00	\$10,133.37	\$9,370.00	\$85,926.37
DEBRIS REMOVAL CHARGES	清泥頭費	\$0.00	\$0.00	\$0.00	\$0.00	\$0.00	\$0.00	\$0.00	\$0.00	\$0.00	\$0.00	\$0.00
FURNITURE, FIXTURES & EQUIPMENT	屋苑設備	\$0.00	\$0.00	\$0.00	\$0.00	\$0.00	\$0.00	\$0.00	\$0.00	\$0.00	\$0.00	\$0.00
GARDENING EXPENSES	園藝種植	\$0.00	\$0.00	\$0.00	\$0.00	\$0.00	\$0.00	\$0.00	\$0.00	\$0.00	\$0.00	\$0.00
ELECTRICITY	電費	\$8,058.00	\$9,636.76	\$7,867.69	\$9,173.00	\$8,645.00	\$11,242.00	\$11,242.00	\$10,230.00	\$10,460.00	\$10,838.00	\$86,150.45
FESTIVAL DECORATION EXPENSES	節日裝飾	\$0.00	\$0.00	\$475.00	\$0.00	\$0.00	\$0.00	\$0.00	\$0.00	\$0.00	\$0.00	\$475.00
INSURANCE	保險費	\$0.00	\$0.00	\$0.00	\$0.00	\$0.00	\$0.00	\$0.00	\$0.00	\$0.00	\$0.00	\$0.00
MAINTENANCE, REPAIR & INSTALLATION	保養維修											
CONCRETE AND SCAFFOLDING	外牆維修及搭棚	\$0.00	\$0.00	\$5,102.00	\$0.00	\$0.00	\$2,600.00	\$2,600.00	\$4,802.00	\$0.00	\$5,800.00	\$18,304.00
DRAINAGE, ELECTRICALS & PUMPS	水電保養維修	\$67.85	\$1,850.00	\$4,240.00	\$14,710.00	\$7,005.11	\$16,033.00	\$16,033.00	\$16,383.00	\$11,825.00	\$7,371.00	\$79,484.96
SECURITY SYSTEM / SMATV. SYM	保安系統/衛星電視	\$2,080.00	\$280.00	\$280.00	\$280.00	\$280.00	\$280.00	\$280.00	\$1,680.00	\$280.00	\$2,216.50	\$7,656.50
FIRE FIGHTING SYSTEM	消防保養	\$0.00	\$0.00	\$0.00	\$0.00	\$0.00	\$700.00	\$700.00	\$5,500.00	\$0.00	\$4,361.00	\$10,561.00
LIFTS	升降機	\$9,540.00	\$9,540.00	\$9,540.00	\$9,540.00	\$9,540.00	\$9,540.00	\$9,540.00	\$9,540.00	\$9,540.00	\$9,540.00	\$85,860.00
MANAGER'S REMUNERATION 4%	管理酬金 4%	\$2,907.85	\$2,969.14	\$3,217.06	\$3,469.86	\$3,169.00	\$3,732.67	\$3,732.67	\$4,042.27	\$3,515.66	\$3,831.93	\$30,855.44
MAINTENANCE FUND 11%	維修基金 11%	\$7,996.59	\$8,165.14	\$8,846.91	\$9,542.13	\$8,714.74	\$10,264.85	\$10,264.85	\$11,116.25	\$9,668.06	\$10,537.81	\$84,852.48
PEST CONTROL	殺蟲滅鼠	\$0.00	\$0.00	\$0.00	\$0.00	\$0.00	\$0.00	\$0.00	\$0.00	\$2,000.00	\$2,750.00	\$4,750.00
PRINTING AND STATIONERY	印刷及廣告費	\$23.20	\$0.00	\$0.00	\$0.00	\$0.00	\$0.00	\$0.00	\$0.00	\$0.00	\$0.00	\$23.20
SECURITY GUARD SERVICE CHARGES	保安費	\$42,778.00	\$42,778.00	\$42,778.00	\$42,778.00	\$42,778.00	\$42,778.00	\$42,778.00	\$42,778.00	\$42,778.00	\$42,778.00	\$385,002.00
SUNDRY EXPENSES	什項支出	\$621.20	\$615.80	\$615.80	\$615.80	\$615.80	\$615.80	\$615.80	\$615.80	\$615.80	\$615.80	\$5,547.60
SALARIES	薪金	\$0.00	\$0.00	\$0.00	\$0.00	\$0.00	\$0.00	\$0.00	\$0.00	\$0.00	\$0.00	\$0.00
MPF CONTRIBUTION	強積金	\$0.00	\$0.00	\$0.00	\$0.00	\$0.00	\$0.00	\$0.00	\$0.00	\$0.00	\$0.00	\$0.00
TRAVELLING	交通費	\$0.00	\$0.00	\$0.00	\$0.00	\$0.00	\$0.00	\$0.00	\$0.00	\$0.00	\$0.00	\$0.00
TELEPHONE	電話費	\$158.00	\$158.00	\$158.00	\$158.00	\$158.00	\$158.00	\$158.00	\$158.00	\$158.00	\$158.00	\$1,422.00
WATER FEE	水費	\$0.00	\$0.00	\$0.00	\$121.80	\$0.00	\$0.00	\$0.00	\$0.00	\$101.30	\$0.00	\$223.10
TOTAL EXPENSES	總支出	\$157,366.13	\$171,660.51	\$164,937.27	\$174,417.64	\$167,469.59	\$199,154.16	\$199,154.16	\$195,741.32	\$208,992.12	\$191,716.97	\$1,631,455.71
SURPLUS / (DEFICIT) FOR THE PERIOD	本期盈餘/(赤字)	\$26,612.77	\$43,262.39	\$19,041.63	\$9,561.26	\$16,509.31	(\$15,175.26)	(\$15,175.26)	(\$11,762.42)	(\$25,013.22)	(\$7,738.07)	\$55,298.39
SURPLUS / (DEFICIT) B/F	承上結存	\$1,265,324.41	\$1,291,937.18	\$1,335,199.57	\$1,354,241.20	\$1,363,802.46	\$1,380,311.77	\$1,380,311.77	\$1,465,581.47	\$1,453,819.05	\$1,428,805.83	\$1,265,324.41
ADJ ON SURPLUS / (DEFICIT) for Yr.2012-20	2012-20年盈餘/(赤字) 調整	\$0.00	\$0.00	\$0.00	\$0.00	\$0.00	\$0.00	\$100,444.96	\$0.00	\$0.00	\$0.00	\$100,444.96
ACCUM.SURPLUS / (DEFICIT) C/F	累積盈餘/(赤字)	\$1,291,937.18	\$1,335,199.57	\$1,354,241.20	\$1,363,802.46	\$1,380,311.77	\$1,365,136.51	\$1,465,581.47	\$1,453,819.05	\$1,428,805.83	\$1,421,067.76	\$1,421,067.76

備註：2021年6月份財務收支報告已就2012年9月至2016年5月會計師事務所人賬誤差作出調整及包括2012年至2014年之核數調整



T.L.60
HONG KONG GARDENS - BLOCK 22 豪景花園二十二座
STATEMENT OF COMPREHENSIVE INCOME 收支報告表
(FORMERLY KNOWN AS INCOME & EXPENDITURE ACCOUNT)

		Jan-21 (一月)	Feb-21 (二月)	Mar-21 (三月)	Apr-21 (四月)	May-21 (五月)	Jun-21 (before adj)	Jun-21 (六月)	Jul-21 (七月)	Aug-21 (八月)	Sep-21 (九月)	1-9/2021 TOTAL總計
INCOME:	收入											
MANAGEMENT FEE RECEIVED	管理費收入	\$130,460.00	\$130,460.00	\$130,460.00	\$130,460.00	\$130,460.00	\$130,460.00	\$130,460.00	\$130,460.00	\$130,460.00	\$130,460.00	\$1,174,140.00
LESS: SINKING FUND	減：儲備基金	(\$6,523.00)	(\$6,523.00)	(\$6,523.00)	(\$6,523.00)	(\$6,523.00)	(\$6,523.00)	(\$6,523.00)	(\$6,523.00)	(\$6,523.00)	(\$6,523.00)	(\$58,707.00)
LESS: PROVISION FOR BAD DEBT - M.F.	管理費壞賬撥備	\$0.00	\$0.00	\$0.00	\$0.00	\$0.00	\$0.00	\$0.00	\$0.00	\$0.00	\$0.00	\$0.00
ADD: BAD DEBT (M.F.) WRITTEN BACK	收回管理費壞賬	\$0.00	\$0.00	\$0.00	\$0.00	\$0.00	\$0.00	\$0.00	\$0.00	\$0.00	\$0.00	\$0.00
INSURANCE AND OTHER COMPENSATION	保險及其他賠償	\$0.00	\$0.00	\$0.00	\$0.00	\$0.00	\$0.00	\$0.00	\$0.00	\$0.00	\$0.00	\$0.00
LEGAL FEE RECOVERED	訴訟費收入	\$0.00	\$0.00	\$0.00	\$0.00	\$0.00	\$0.00	\$0.00	\$0.00	\$0.00	\$0.00	\$0.00
INTEREST INCOME	利息收入	\$0.00	\$0.00	\$0.00	\$0.00	\$0.00	\$0.00	\$0.00	\$0.00	\$0.00	\$0.00	\$0.00
SUNDRY INCOME	什項收入	\$0.00	\$24,855.00	\$0.00	\$0.00	\$0.00	\$0.00	\$0.00	\$0.00	\$0.00	\$0.00	\$24,855.00
		\$123,937.00	\$148,792.00	\$123,937.00	\$123,937.00	\$123,937.00	\$123,937.00	\$123,937.00	\$123,937.00	\$123,937.00	\$123,937.00	\$1,140,288.00
EXPENSES:	減：支出											
APPORTIONMENT OF GARDENS EXPENSES	公共費用之分攤	\$59,251.76	\$69,318.21	\$58,192.57	\$59,969.54	\$61,336.58	\$73,769.93	\$73,769.93	\$63,878.90	\$86,683.79	\$65,503.81	\$597,905.09
AUDITORS REMUNERATION	核數費	\$0.00	\$0.00	\$0.00	\$0.00	\$0.00	\$0.00	\$0.00	\$0.00	\$0.00	\$0.00	\$0.00
CONSULTING FEE	諮詢費	\$0.00	\$0.00	\$0.00	\$0.00	\$0.00	\$0.00	\$0.00	\$0.00	\$0.00	\$0.00	\$0.00
CLEANING EXPENSES	清潔費	\$9,370.00	\$9,370.00	\$9,370.00	\$9,370.00	\$9,370.00	\$9,370.00	\$9,370.00	\$9,370.00	\$10,133.37	\$9,370.00	\$85,093.37
DEBRIS REMOVAL CHARGES	清泥頭費	\$0.00	\$0.00	\$0.00	\$0.00	\$0.00	\$0.00	\$0.00	\$0.00	\$0.00	\$0.00	\$0.00
ELECTRICITY	電費	\$6,070.00	\$7,241.00	\$5,645.00	\$7,147.00	\$7,455.00	\$9,082.00	\$9,082.00	\$8,166.00	\$8,106.00	\$8,049.00	\$66,961.00
FESTIVAL DECORATION EXPENSES	節日裝飾	\$0.00	\$0.00	\$475.00	\$0.00	\$0.00	\$0.00	\$0.00	\$0.00	\$0.00	\$0.00	\$475.00
FURNITURE, FIXTURES & EQUIPMENT	屋苑設備	\$0.00	\$0.00	\$0.00	\$0.00	\$0.00	\$0.00	\$0.00	\$0.00	\$0.00	\$0.00	\$0.00
LEGAL FEE	訴訟費	\$0.00	\$0.00	\$0.00	\$0.00	\$0.00	\$0.00	\$0.00	\$0.00	\$0.00	\$0.00	\$0.00
MAINTENANCE, REPAIR & INSTALLATION	保養維修											
CONCRETE AND SCAFFOLDING	外牆維修及搭棚	\$0.00	\$0.00	\$0.00	\$7,900.00	\$0.00	\$0.00	\$0.00	\$0.00	\$20,003.00	\$7,400.00	\$35,303.00
DRAINAGE, ELECTRICALS & PUMPS	水電保養維修	\$117.85	\$1,840.00	\$70.00	\$1,568.00	\$924.00	\$400.00	\$400.00	\$5,028.00	\$11,767.00	\$915.00	\$22,629.85
SECURITY SYSTEM / SMATV. SYM	保安系統/衛星電視	\$2,080.00	\$280.00	\$280.00	\$280.00	\$280.00	\$280.00	\$280.00	\$280.00	\$280.00	\$1,835.48	\$5,875.48
FIRE FIGHTING SYSTEM	消防保養	\$0.00	\$0.00	\$0.00	\$0.00	\$35,000.00	\$700.00	\$700.00	\$0.00	\$0.00	\$9,643.00	\$45,343.00
LIFTS	升降機	\$7,740.00	\$7,740.00	\$7,740.00	\$7,740.00	\$7,740.00	\$7,740.00	\$7,740.00	\$7,740.00	\$7,740.00	\$7,740.00	\$69,660.00
MANAGER'S REMUNERATION 4%	管理酬金 4%	\$2,742.45	\$2,791.24	\$2,669.97	\$3,086.97	\$4,157.53	\$2,834.15	\$2,834.15	\$2,950.13	\$4,047.94	\$3,524.87	\$28,805.25
MAINTENANCE FUND 11%	維修基金 11%	\$7,541.74	\$7,675.90	\$7,342.41	\$8,489.16	\$11,433.20	\$7,793.91	\$7,793.91	\$8,112.85	\$11,131.84	\$9,693.38	\$79,214.39
PEST CONTROL	殺蟲滅鼠	\$0.00	\$0.00	\$0.00	\$0.00	\$0.00	\$0.00	\$0.00	\$0.00	\$0.00	\$0.00	\$0.00
PRINTING AND STATIONERY	印刷及廣告費	\$8.80	\$0.00	\$0.00	\$0.00	\$0.00	\$0.00	\$0.00	\$0.00	\$0.00	\$0.00	\$8.80
SECURITY GUARD SERVICE CHARGES	保安費	\$42,778.00	\$42,778.00	\$42,778.00	\$42,778.00	\$42,778.00	\$42,778.00	\$42,778.00	\$42,778.00	\$42,778.00	\$42,778.00	\$385,002.00
SUNDRY EXPENSES	什項支出	\$238.60	\$233.20	\$233.20	\$233.20	\$233.20	\$233.20	\$233.20	\$233.20	\$233.20	\$233.20	\$2,104.20
TRAVELLING	交通費	\$0.00	\$0.00	\$0.00	\$0.00	\$0.00	\$0.00	\$0.00	\$0.00	\$0.00	\$0.00	\$0.00
TELEPHONE	電話費	\$158.00	\$158.00	\$158.00	\$158.00	\$158.00	\$158.00	\$158.00	\$158.00	\$158.00	\$158.00	\$1,422.00
WATER FEE	水費	\$0.00	\$140.70	\$0.00	\$0.00	\$0.00	\$112.50	\$112.50	\$0.00	\$0.00	\$0.00	\$253.20
TOTAL EXPENSES	總支出	\$138,097.20	\$149,566.25	\$134,954.15	\$148,719.87	\$180,865.51	\$155,251.69	\$155,251.69	\$148,695.08	\$203,062.14	\$166,843.74	\$1,426,055.63
SURPLUS / (DEFICIT) FOR THE PERIOD	本期盈餘/(赤字)	(\$14,160.20)	(\$774.25)	(\$11,017.15)	(\$24,782.87)	(\$56,928.51)	(\$31,314.69)	(\$31,314.69)	(\$24,758.08)	(\$79,125.14)	(\$42,906.74)	(\$285,767.63)
SURPLUS / (DEFICIT) B/F	承上結存	(\$542,536.94)	(\$556,697.14)	(\$557,471.39)	(\$568,488.54)	(\$593,271.41)	(\$650,199.92)	(\$650,199.92)	(\$592,041.85)	(\$616,799.93)	(\$695,925.07)	(\$542,536.94)
ADJ ON SURPLUS / (DEFICIT) for Yr.2012-20	2012-20年盈餘/(赤字) 調整	\$0.00	\$0.00	\$0.00	\$0.00	\$0.00	\$0.00	\$89,472.76	\$0.00	\$0.00	\$0.00	\$89,472.76
ACCUM.SURPLUS / (DEFICIT) C/F	累積盈餘/(赤字)	(\$556,697.14)	(\$557,471.39)	(\$568,488.54)	(\$593,271.41)	(\$650,199.92)	(\$681,514.61)	(\$592,041.85)	(\$616,799.93)	(\$695,925.07)	(\$738,831.81)	(\$738,831.81)

備註：2021年6月份財務收支報告已就2012年9月至2016年5月會計師事務所入賬誤差作出調整及包括2012年至2014年之核數調整



T.L.60
HONG KONG GARDENS - BLOCK 23 豪景花園二十三座
STATEMENT OF COMPREHENSIVE INCOME 收支報告表
(FORMERLY KNOWN AS INCOME & EXPENDITURE ACCOUNT)

		Jan-21 (一月)	Feb-21 (二月)	Mar-21 (三月)	Apr-21 (四月)	May-21 (五月)	Jun-21 (before adj)	Jun-21 (六月)	Jul-21 (七月)	Aug-21 (八月)	Sep-21 (九月)	1-9/2021 TOTAL總計
INCOME:	收入											
MANAGEMENT FEE RECEIVED	管理費收入	\$124,530.00	\$124,530.00	\$124,530.00	\$124,530.00	\$124,530.00	\$124,530.00	\$124,530.00	\$124,530.00	\$124,530.00	\$124,530.00	\$1,120,770.00
LESS: SINKING FUND	減：儲備基金	(\$6,226.50)	(\$6,226.50)	(\$6,226.50)	(\$6,226.50)	(\$6,226.50)	(\$6,226.50)	(\$6,226.50)	(\$6,226.50)	(\$6,226.50)	(\$6,226.50)	(\$56,038.50)
LESS: PROVISION FOR BAD DEBT - M.F.	管理費壞賬撥備	\$0.00	\$0.00	\$0.00	\$0.00	\$0.00	\$0.00	\$0.00	\$0.00	\$0.00	\$0.00	\$0.00
ADD: BAD DEBT (M.F.) WRITTEN BACK	收回管理費壞賬	\$0.00	\$0.00	\$0.00	\$0.00	\$0.00	\$0.00	\$0.00	\$0.00	\$0.00	\$0.00	\$0.00
INSURANCE AND OTHER COMPENSATION	保險及其他賠償	\$0.00	\$0.00	\$0.00	\$0.00	\$0.00	\$0.00	\$0.00	\$0.00	\$0.00	\$8,000.00	\$8,000.00
LEGAL FEE RECOVERED	訴訟費收入	\$0.00	\$0.00	\$0.00	\$0.00	\$0.00	\$0.00	\$0.00	\$0.00	\$0.00	\$0.00	\$0.00
INTEREST INCOME	利息收入	\$0.00	\$0.00	\$0.00	\$0.00	\$0.00	\$0.00	\$0.00	\$0.00	\$0.00	\$0.00	\$0.00
SUNDRY INCOME	什項收入	\$0.00	\$23,726.00	\$0.00	\$0.00	\$0.00	\$0.00	\$0.00	\$0.00	\$0.00	\$100.00	\$23,826.00
		\$118,303.50	\$142,029.50	\$118,303.50	\$118,303.50	\$118,303.50	\$118,303.50	\$118,303.50	\$118,303.50	\$118,303.50	\$126,403.50	\$1,096,557.50
EXPENSES:	減：支出											
APPORTIONMENT OF GARDENS EXPENSES	公共費用之分攤	\$56,558.49	\$66,167.38	\$55,547.45	\$57,243.65	\$58,548.55	\$70,416.75	\$70,416.75	\$60,975.31	\$82,743.61	\$62,526.36	\$570,727.55
AUDITORS REMUNERATION	核數費	\$0.00	\$0.00	\$0.00	\$0.00	\$0.00	\$0.00	\$0.00	\$0.00	\$0.00	\$0.00	\$0.00
CONSULTING FEE	諮詢費	\$0.00	\$0.00	\$0.00	\$0.00	\$0.00	\$0.00	\$0.00	\$0.00	\$0.00	\$0.00	\$0.00
CLEANING EXPENSES	清潔費	\$9,370.00	\$9,370.00	\$9,370.00	\$9,370.00	\$9,370.00	\$9,370.00	\$9,370.00	\$9,370.00	\$10,133.37	\$9,370.00	\$85,093.37
DEBRIS REMOVAL CHARGES	清泥頭費	\$0.00	\$0.00	\$0.00	\$0.00	\$0.00	\$0.00	\$0.00	\$0.00	\$0.00	\$0.00	\$0.00
ELECTRICITY	電費	\$5,897.00	\$6,991.00	\$5,247.00	\$6,045.00	\$6,288.00	\$8,354.00	\$8,354.00	\$7,601.00	\$7,520.00	\$7,770.00	\$61,713.00
FESTIVAL DECORATION EXPENSES	節日裝飾	\$0.00	\$0.00	\$475.00	\$0.00	\$0.00	\$0.00	\$0.00	\$0.00	\$0.00	\$0.00	\$475.00
FURNITURE, FIXTURES & EQUIPMENT	屋苑設備	\$0.00	\$0.00	\$0.00	\$0.00	\$0.00	\$0.00	\$0.00	\$0.00	\$0.00	\$0.00	\$0.00
MAINTENANCE, REPAIR & INSTALLATION	保養維修											
CONCRETE AND SCAFFOLDING	外牆維修及搭棚	\$0.00	\$0.00	\$0.00	\$3,800.00	\$0.00	\$2,600.00	\$2,600.00	\$0.00	\$5,200.00	\$6,002.00	\$17,602.00
DRAINAGE, ELECTRICALS & PUMPS	水電保養維修	\$157.85	\$1,840.00	\$950.00	\$1,082.00	\$3,282.00	\$3,126.00	\$3,126.00	\$48.00	\$11,782.00	\$1,345.00	\$23,612.85
SECURITY SYSTEM / SMATV. SYM	保安系統/衛星電視	\$730.00	\$280.00	\$280.00	\$2,960.00	\$280.00	\$280.00	\$280.00	\$280.00	\$730.00	\$4,764.78	\$10,584.78
FIRE FIGHTING SYSTEM	消防保養	\$2,200.00	\$0.00	\$0.00	\$0.00	\$0.00	\$30,700.00	\$30,700.00	\$0.00	\$33,000.00	\$7,125.00	\$73,025.00
LIFTS	升降機	\$7,740.00	\$7,740.00	\$7,740.00	\$7,740.00	\$7,740.00	\$7,740.00	\$7,740.00	\$7,740.00	\$7,740.00	\$7,740.00	\$69,660.00
MANAGER'S REMUNERATION 4%	管理酬金 4%	\$2,770.69	\$2,778.64	\$2,688.82	\$2,966.88	\$2,804.74	\$4,216.14	\$4,216.14	\$2,727.90	\$4,770.56	\$3,491.02	\$29,215.39
MAINTENANCE FUND 11%	維修基金 11%	\$7,619.40	\$7,641.25	\$7,394.27	\$8,158.93	\$7,713.05	\$11,594.40	\$11,594.40	\$7,501.74	\$13,119.04	\$9,600.29	\$80,342.37
PEST CONTROL	殺蟲滅鼠	\$0.00	\$0.00	\$0.00	\$0.00	\$0.00	\$0.00	\$0.00	\$0.00	\$0.00	\$0.00	\$0.00
PRINTING AND STATIONERY	印刷及廣告費	\$8.40	\$0.00	\$0.00	\$0.00	\$0.00	\$0.00	\$0.00	\$0.00	\$0.00	\$0.00	\$8.40
SECURITY GUARD SERVICE CHARGES	保安費	\$42,778.00	\$42,778.00	\$42,778.00	\$42,778.00	\$42,778.00	\$42,778.00	\$42,778.00	\$42,778.00	\$42,778.00	\$42,778.00	\$385,002.00
SUNDRY EXPENSES	什項支出	\$228.00	\$222.60	\$222.60	\$239.10	\$222.60	\$222.60	\$222.60	\$222.60	\$222.60	\$222.60	\$2,025.30
TELEPHONE	電話費	\$158.00	\$158.00	\$158.00	\$158.00	\$158.00	\$158.00	\$158.00	\$158.00	\$158.00	\$158.00	\$1,422.00
WATER FEE	水費	\$0.00	\$86.30	\$0.00	\$0.00	\$0.00	\$75.00	\$75.00	\$0.00	\$0.00	\$0.00	\$161.30
TOTAL EXPENSES	總支出	\$136,215.83	\$146,053.17	\$132,851.14	\$142,541.56	\$139,184.94	\$191,630.89	\$191,630.89	\$139,402.55	\$219,897.18	\$162,893.05	\$1,410,670.31
SURPLUS / (DEFICIT) FOR THE PERIOD	本期盈餘/(赤字)	(\$17,912.33)	(\$4,023.67)	(\$14,547.64)	(\$24,238.06)	(\$20,881.44)	(\$73,327.39)	(\$73,327.39)	(\$21,099.05)	(\$101,593.68)	(\$36,489.55)	(\$314,112.81)
SURPLUS / (DEFICIT) B/F	承上結存	(\$790,902.56)	(\$808,814.89)	(\$812,838.56)	(\$827,386.20)	(\$851,624.26)	(\$872,505.70)	(\$872,505.70)	(\$855,812.64)	(\$876,911.69)	(\$978,505.37)	(\$790,902.56)
ADJ ON SURPLUS / (DEFICIT) for Yr.2012-20	2012-20年盈餘/(赤字) 調整	\$0.00	\$0.00	\$0.00	\$0.00	\$0.00	\$0.00	\$90,020.45	\$0.00	\$0.00	\$0.00	\$90,020.45
ACCUM.SURPLUS / (DEFICIT) C/F	累積盈餘/(赤字)	(\$808,814.89)	(\$812,838.56)	(\$827,386.20)	(\$851,624.26)	(\$872,505.70)	(\$945,833.09)	(\$855,812.64)	(\$876,911.69)	(\$978,505.37)	(\$1,014,994.92)	(\$1,014,994.92)

備註：2021年6月份財務收支報告已就2012年9月至2016年5月會計師事務所人賬誤差作出調整及包括2012年至2014年之核數調整



T.L.60
HONG KONG GARDENS - BLOCK 24 豪景花園二十四座
STATEMENT OF COMPREHENSIVE INCOME 收支報告表
(FORMERLY KNOWN AS INCOME & EXPENDITURE ACCOUNT)

		Jan-21 (一月)	Feb-21 (二月)	Mar-21 (三月)	Apr-21 (四月)	May-21 (五月)	Jun-21 (before adj)	Jun-21 (六月)	Jul-21 (七月)	Aug-21 (八月)	Sep-21 (九月)	1-9/2021 TOTAL 總計
INCOME:	收入											
MANAGEMENT FEE RECEIVED	管理費收入	\$140,120.00	\$140,120.00	\$140,120.00	\$140,120.00	\$140,120.00	\$140,120.00	\$140,120.00	\$140,120.00	\$140,120.00	\$140,120.00	\$1,261,080.00
LESS: SINKING FUND	減：儲備基金	(\$7,006.00)	(\$7,006.00)	(\$7,006.00)	(\$7,006.00)	(\$7,006.00)	(\$7,006.00)	(\$7,006.00)	(\$7,006.00)	(\$7,006.00)	(\$7,006.00)	(\$63,054.00)
LESS: PROVISION FOR BAD DEBT - M.F.	管理費壞賬撥備	\$0.00	\$0.00	\$0.00	\$0.00	\$0.00	\$0.00	\$0.00	\$0.00	\$0.00	\$0.00	\$0.00
ADD: BAD DEBT (M.F.) WRITTEN BACK	收回管理費壞賬	\$0.00	\$0.00	\$0.00	\$0.00	\$0.00	\$0.00	\$0.00	\$0.00	\$0.00	\$0.00	\$0.00
INSURANCE AND OTHER COMPENSATION	保險及其他賠償	\$0.00	\$0.00	\$0.00	\$38,000.00	\$550.00	\$0.00	\$0.00	\$0.00	\$0.00	\$0.00	\$38,550.00
LEGAL FEE RECOVERED	訴訟費收入	\$0.00	\$0.00	\$0.00	\$0.00	\$0.00	\$0.00	\$0.00	\$0.00	\$0.00	\$0.00	\$0.00
INTEREST INCOME	利息收入	\$0.00	\$0.00	\$0.00	\$0.00	\$0.00	\$0.00	\$0.00	\$0.00	\$0.00	\$0.00	\$0.00
SUNDRY INCOME	什項收入	\$0.00	\$22,596.00	\$0.00	\$0.00	\$0.00	\$0.00	\$0.00	\$0.00	\$0.00	\$0.00	\$22,596.00
		\$133,114.00	\$155,710.00	\$133,114.00	\$171,114.00	\$133,664.00	\$133,114.00	\$133,114.00	\$133,114.00	\$133,114.00	\$133,114.00	\$1,259,172.00
EXPENSES:	減：支出											
APPORTIONMENT OF GARDENS EXPENSES	公共費用之分攤	\$53,865.23	\$63,016.56	\$52,902.33	\$54,517.76	\$55,760.53	\$67,063.57	\$67,063.57	\$58,071.72	\$78,803.44	\$59,548.92	\$543,550.06
AUDITORS REMUNERATION	核數費	\$0.00	\$0.00	\$0.00	\$0.00	\$0.00	\$0.00	\$0.00	\$0.00	\$0.00	\$0.00	\$0.00
CONSULTING FEE	諮詢費	\$0.00	\$0.00	\$0.00	\$0.00	\$0.00	\$0.00	\$0.00	\$0.00	\$0.00	\$0.00	\$0.00
CLEANING EXPENSES	清潔費	\$9,370.00	\$9,370.00	\$9,370.00	\$9,370.00	\$9,370.00	\$9,370.00	\$9,370.00	\$9,370.00	\$10,133.37	\$9,370.00	\$85,093.37
DEBRIS REMOVAL CHARGES	清泥頭費	\$0.00	\$0.00	\$0.00	\$0.00	\$0.00	\$0.00	\$0.00	\$0.00	\$0.00	\$0.00	\$0.00
ELECTRICITY	電費	\$5,860.00	\$6,659.00	\$5,140.00	\$6,177.00	\$6,215.00	\$8,021.00	\$8,021.00	\$7,238.00	\$7,464.00	\$7,487.00	\$60,261.00
FESTIVAL DECORATION EXPENSES	節日裝飾	\$0.00	\$0.00	\$475.00	\$0.00	\$0.00	\$0.00	\$0.00	\$0.00	\$0.00	\$0.00	\$475.00
FURNITURE, FIXTURES & EQUIPMENT	屋苑設備	\$0.00	\$0.00	\$0.00	\$0.00	\$0.00	\$0.00	\$0.00	\$0.00	\$0.00	\$0.00	\$0.00
LEGAL FEE	訴訟費	\$0.00	\$0.00	\$0.00	\$0.00	\$0.00	\$0.00	\$0.00	\$0.00	\$0.00	\$0.00	\$0.00
MAINTENANCE, REPAIR & INSTALLATION	保養維修											
CONCRETE AND SCAFFOLDING	外牆維修及搭棚	\$0.00	\$0.00	\$0.00	\$0.00	\$0.00	\$0.00	\$0.00	\$39,303.00	\$0.00	\$0.00	\$39,303.00
DRAINAGE, ELECTRICALS & PUMPS	水電保養維修	\$1,548.35	\$1,840.00	\$400.00	\$11,820.00	\$1,220.00	\$420.00	\$420.00	\$0.00	\$11,850.50	\$852.00	\$29,950.85
SECURITY SYSTEM / SMATV. SYM	保安系統/衛星電視	\$2,080.00	\$280.00	\$280.00	\$280.00	\$830.00	\$280.00	\$280.00	\$280.00	\$280.00	\$1,694.08	\$6,284.08
FIRE FIGHTING SYSTEM	消防保養	\$0.00	\$0.00	\$0.00	\$0.00	\$0.00	\$700.00	\$700.00	\$0.00	\$0.00	\$6,595.00	\$7,295.00
LIFTS	升降機	\$7,740.00	\$7,740.00	\$7,740.00	\$45,740.00	\$7,740.00	\$7,740.00	\$7,740.00	\$7,740.00	\$7,740.00	\$7,740.00	\$107,660.00
MANAGER'S REMUNERATION 4%	管理酬金 4%	\$2,790.39	\$2,767.25	\$2,662.12	\$4,661.48	\$2,741.72	\$2,793.31	\$2,793.31	\$4,280.54	\$3,224.63	\$3,075.44	\$28,996.88
MAINTENANCE FUND 11%	維修基金 11%	\$7,673.57	\$7,609.94	\$7,320.83	\$12,819.07	\$7,539.73	\$7,681.61	\$7,681.61	\$11,771.49	\$8,867.75	\$8,457.47	\$79,741.46
PEST CONTROL	殺蟲滅鼠	\$0.00	\$0.00	\$0.00	\$0.00	\$0.00	\$0.00	\$0.00	\$0.00	\$0.00	\$0.00	\$0.00
PRINTING AND STATIONERY	印刷及廣告費	\$8.00	\$0.00	\$0.00	\$0.00	\$0.00	\$0.00	\$0.00	\$0.00	\$0.00	\$0.00	\$8.00
SECURITY GUARD SERVICE CHARGES	保安費	\$42,778.00	\$42,778.00	\$42,778.00	\$42,778.00	\$42,778.00	\$42,778.00	\$42,778.00	\$42,778.00	\$42,778.00	\$42,778.00	\$385,002.00
SUNDRY EXPENSES	什項支出	\$217.40	\$212.00	\$212.00	\$214.00	\$212.00	\$212.00	\$212.00	\$212.00	\$212.00	\$212.00	\$1,915.40
TELEPHONE	電話費	\$158.00	\$158.00	\$158.00	\$158.00	\$178.00	\$173.00	\$173.00	\$92.58	\$158.00	\$158.00	\$1,391.58
WATER FEE	水費	\$0.00	\$144.30	\$0.00	\$0.00	\$0.00	\$138.80	\$138.80	\$0.00	\$0.00	\$0.00	\$283.10
TOTAL EXPENSES	總支出	\$134,088.94	\$142,575.05	\$129,438.28	\$188,535.31	\$134,584.98	\$147,371.29	\$147,371.29	\$181,137.33	\$171,511.69	\$147,967.91	\$1,377,210.78
SURPLUS / (DEFICIT) FOR THE PERIOD	本期盈餘/(赤字)	(\$974.94)	\$13,134.95	\$3,675.72	(\$17,421.31)	(\$920.98)	(\$14,257.29)	(\$14,257.29)	(\$48,023.33)	(\$38,397.69)	(\$14,853.91)	(\$118,038.78)
SURPLUS / (DEFICIT) B/F	承上結存	\$281,347.27	\$280,372.33	\$293,507.28	\$297,183.00	\$279,761.69	\$278,840.71	\$278,840.71	\$344,460.10	\$296,436.77	\$258,039.08	\$281,347.27
ADJ ON SURPLUS / (DEFICIT) for Yr.2012-20	2012-20年盈餘/(赤字) 調整	\$0.00	\$0.00	\$0.00	\$0.00	\$0.00	\$0.00	\$79,876.68	\$0.00	\$0.00	\$0.00	\$79,876.68
ACCUM.SURPLUS / (DEFICIT) C/F	累積盈餘/(赤字)	\$280,372.33	\$293,507.28	\$297,183.00	\$279,761.69	\$278,840.71	\$264,583.42	\$344,460.10	\$296,436.77	\$258,039.08	\$243,185.17	\$243,185.17

備註：2021年6月份財務收支報告已就2012年9月至2016年5月會計師事務所人賬誤差作出調整及包括2012年至2014年之核數調整



T.L.60
HONG KONG GARDENS - BLOCK 25 豪景花園二十五座
STATEMENT OF COMPREHENSIVE INCOME 收支報告表
(FORMERLY KNOWN AS INCOME & EXPENDITURE ACCOUNT)

		Jan-21 (一月)	Feb-21 (二月)	Mar-21 (三月)	Apr-21 (四月)	May-21 (五月)	Jun-21 (before adj)	Jun-21 (六月)	Jul-21 (七月)	Aug-21 (八月)	Sep-21 (九月)	1-9/2021 TOTAL總計
INCOME:	收入											
MANAGEMENT FEE RECEIVED	管理費收入	\$130,460.00	\$130,460.00	\$130,460.00	\$130,460.00	\$130,460.00	\$130,460.00	\$130,460.00	\$130,460.00	\$130,460.00	\$130,460.00	\$1,174,140.00
LESS: SINKING FUND	減: 儲備基金	(\$6,523.00)	(\$6,523.00)	(\$6,523.00)	(\$6,523.00)	(\$6,523.00)	(\$6,523.00)	(\$6,523.00)	(\$6,523.00)	(\$6,523.00)	(\$6,523.00)	(\$58,707.00)
LESS: PROVISION FOR BAD DEBT - M.F.	管理費壞賬撥備	\$0.00	\$0.00	\$0.00	\$0.00	\$0.00	\$0.00	\$0.00	\$0.00	\$0.00	\$0.00	\$0.00
ADD: BAD DEBT (M.F.) WRITTEN BACK	收回管理費壞賬	\$0.00	\$0.00	\$0.00	\$0.00	\$0.00	\$0.00	\$0.00	\$0.00	\$0.00	\$0.00	\$0.00
INSURANCE AND OTHER COMPENSATION	保險及其他賠償	\$0.00	\$0.00	\$0.00	\$0.00	\$0.00	\$0.00	\$0.00	\$0.00	\$0.00	\$0.00	\$0.00
LEGAL FEE RECOVERED	訴訟費收入	\$0.00	\$0.00	\$0.00	\$0.00	\$0.00	\$0.00	\$0.00	\$0.00	\$0.00	\$0.00	\$0.00
INTEREST INCOME	利息收入	\$0.00	\$0.00	\$0.00	\$0.00	\$0.00	\$0.00	\$0.00	\$0.00	\$0.00	\$0.00	\$0.00
SUNDRY INCOME	什項收入	\$0.00	\$24,855.00	\$0.00	\$0.00	\$0.00	\$0.00	\$0.00	\$0.00	\$0.00	\$0.00	\$24,855.00
		\$123,937.00	\$148,792.00	\$123,937.00	\$123,937.00	\$123,937.00	\$123,937.00	\$123,937.00	\$123,937.00	\$123,937.00	\$123,937.00	\$1,140,288.00
EXPENSES:	減: 支出											
APPORTIONMENT OF GARDENS EXPENSES	公共費用之分攤	\$59,251.76	\$69,318.21	\$58,192.57	\$59,969.54	\$61,336.58	\$73,769.93	\$73,769.93	\$63,878.90	\$86,683.79	\$65,503.81	\$597,905.09
AUDITORS REMUNERATION	核數費	\$0.00	\$0.00	\$0.00	\$0.00	\$0.00	\$0.00	\$0.00	\$0.00	\$0.00	\$0.00	\$0.00
CONSULTING FEE	諮詢費	\$0.00	\$0.00	\$0.00	\$0.00	\$0.00	\$0.00	\$0.00	\$0.00	\$0.00	\$0.00	\$0.00
CLEANING EXPENSES	清潔費	\$9,370.00	\$9,370.00	\$9,370.00	\$9,370.00	\$9,370.00	\$9,370.00	\$9,370.00	\$9,370.00	\$10,133.37	\$9,370.00	\$85,093.37
DEBRIS REMOVAL CHARGES	清泥頭費	\$0.00	\$0.00	\$0.00	\$0.00	\$0.00	\$0.00	\$0.00	\$0.00	\$0.00	\$0.00	\$0.00
ELECTRICITY	電費	\$5,555.00	\$6,724.00	\$5,071.00	\$5,785.00	\$6,020.00	\$7,760.00	\$7,760.00	\$6,964.00	\$6,977.00	\$7,012.00	\$57,868.00
FESTIVAL DECORATION EXPENSES	節日裝飾	\$0.00	\$0.00	\$475.00	\$0.00	\$0.00	\$0.00	\$0.00	\$0.00	\$0.00	\$0.00	\$475.00
FURNITURE, FIXTURES & EQUIPMENT	屋苑設備	\$0.00	\$0.00	\$0.00	\$0.00	\$0.00	\$0.00	\$0.00	\$0.00	\$0.00	\$0.00	\$0.00
LEGAL FEE	訴訟費	\$0.00	\$0.00	\$0.00	\$0.00	\$0.00	\$0.00	\$0.00	\$0.00	\$0.00	\$0.00	\$0.00
MAINTENANCE, REPAIR & INSTALLATION	保養維修											
CONCRETE AND SCAFFOLDING	外牆維修及搭棚	\$0.00	\$0.00	\$0.00	\$0.00	\$0.00	\$0.00	\$0.00	\$0.00	\$0.00	\$16,302.00	\$16,302.00
DRAINAGE, ELECTRICALS & PUMPS	水電保養維修	\$857.85	\$1,850.00	\$160.50	\$950.00	\$20.00	\$775.33	\$775.33	\$22.00	\$11,765.00	\$992.00	\$17,392.68
SECURITY SYSTEM / SMATV. SYM	保安系統/衛星電視	\$1,780.00	\$280.00	\$280.00	\$8,730.00	\$280.00	\$280.00	\$280.00	\$280.00	\$280.00	\$1,835.48	\$14,025.48
FIRE FIGHTING SYSTEM	消防保養	\$0.00	\$0.00	\$0.00	\$0.00	\$0.00	\$700.00	\$700.00	\$33,000.00	\$0.00	\$8,820.00	\$42,520.00
LIFTS	升降機	\$7,740.00	\$7,740.00	\$7,740.00	\$7,740.00	\$7,740.00	\$7,740.00	\$7,740.00	\$7,740.00	\$7,740.00	\$7,740.00	\$69,660.00
MANAGER'S REMUNERATION 4%	管理酬金 4%	\$2,739.45	\$2,768.02	\$2,650.63	\$3,029.77	\$2,663.97	\$2,794.01	\$2,794.01	\$4,021.81	\$3,202.58	\$3,809.63	\$27,679.87
MAINTENANCE FUND 11%	維修基金 11%	\$7,533.49	\$7,612.07	\$7,289.23	\$8,331.86	\$7,325.91	\$7,683.51	\$7,683.51	\$11,059.97	\$8,807.10	\$10,476.47	\$76,119.61
PEST CONTROL	殺蟲滅鼠	\$0.00	\$0.00	\$0.00	\$0.00	\$0.00	\$0.00	\$0.00	\$0.00	\$0.00	\$0.00	\$0.00
PRINTING AND STATIONERY	印刷及廣告費	\$8.80	\$0.00	\$0.00	\$0.00	\$0.00	\$0.00	\$0.00	\$0.00	\$0.00	\$0.00	\$8.80
SECURITY GUARD SERVICE CHARGES	保安費	\$42,778.00	\$42,778.00	\$42,778.00	\$42,778.00	\$42,778.00	\$42,778.00	\$42,778.00	\$42,778.00	\$42,778.00	\$42,778.00	\$385,002.00
SUNDRY EXPENSES	什項支出	\$238.60	\$233.20	\$233.20	\$233.20	\$233.20	\$253.20	\$253.20	\$233.20	\$233.20	\$233.20	\$2,124.20
TELEPHONE	電話費	\$158.00	\$158.00	\$158.00	\$158.00	\$158.00	\$158.00	\$158.00	\$158.00	\$158.00	\$158.00	\$1,422.00
WATER FEE	水費	\$0.00	\$67.40	\$0.00	\$0.00	\$0.00	\$35.60	\$35.60	\$0.00	\$0.00	\$0.00	\$103.00
TOTAL EXPENSES	總支出	\$138,010.95	\$148,898.90	\$134,398.13	\$147,075.37	\$137,925.66	\$154,097.58	\$154,097.58	\$179,505.88	\$178,758.04	\$175,030.59	\$1,393,701.10
SURPLUS / (DEFICIT) FOR THE PERIOD	本期盈餘/(赤字)	(\$14,073.95)	(\$106.90)	(\$10,461.13)	(\$23,138.37)	(\$13,988.66)	(\$30,160.58)	(\$30,160.58)	(\$55,568.88)	(\$54,821.04)	(\$51,093.59)	(\$253,413.10)
SURPLUS / (DEFICIT) B/F	承上結存	(\$199,069.35)	(\$213,143.30)	(\$213,250.20)	(\$223,711.33)	(\$246,849.70)	(\$260,838.36)	(\$260,838.36)	(\$224,617.78)	(\$280,186.66)	(\$335,007.70)	(\$199,069.35)
ADJ ON SURPLUS / (DEFICIT) for Yr.2012-20	2012-20年盈餘/(赤字) 調整	\$0.00	\$0.00	\$0.00	\$0.00	\$0.00	\$0.00	\$66,381.16	\$0.00	\$0.00	\$0.00	\$66,381.16
ACCUM.SURPLUS / (DEFICIT) C/F	累積盈餘/(赤字)	(\$213,143.30)	(\$213,250.20)	(\$223,711.33)	(\$246,849.70)	(\$260,838.36)	(\$290,998.94)	(\$224,617.78)	(\$280,186.66)	(\$335,007.70)	(\$386,101.29)	(\$386,101.29)

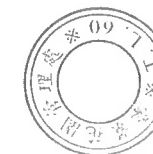
備註: 2021年6月份財務收支報告已就2012年9月至2016年5月會計師事務所入賬誤差作出調整及包括2012年至2014年之核數調整



T.L.60
HONG KONG GARDENS - BLOCK 26 豪景花園二十六座
STATEMENT OF COMPREHENSIVE INCOME 收支報告表
(FORMERLY KNOWN AS INCOME & EXPENDITURE ACCOUNT)

		Jan-21 (一月)	Feb-21 (二月)	Mar-21 (三月)	Apr-21 (四月)	May-21 (五月)	Jun-21 (before adj)	Jun-21 (六月)	Jul-21 (七月)	Aug-21 (八月)	Sep-21 (九月)	1-9/2021 TOTAL總計
INCOME:	收入											
MANAGEMENT FEE RECEIVED	管理費收入	\$124,530.00	\$124,530.00	\$124,530.00	\$124,530.00	\$124,530.00	\$124,530.00	\$124,530.00	\$124,530.00	\$124,530.00	\$124,530.00	\$1,120,770.00
LESS: SINKING FUND	減：儲備基金	(\$6,226.50)	(\$6,226.50)	(\$6,226.50)	(\$6,226.50)	(\$6,226.50)	(\$6,226.50)	(\$6,226.50)	(\$6,226.50)	(\$6,226.50)	(\$6,226.50)	(\$56,038.50)
LESS: PROVISION FOR BAD DEBT - M.F.	管理費壞賬撥備	\$0.00	\$0.00	\$0.00	\$0.00	\$0.00	\$0.00	\$0.00	\$0.00	\$0.00	\$0.00	\$0.00
ADD: BAD DEBT (M.F.) WRITTEN BACK	收回管理費壞賬	\$0.00	\$0.00	\$0.00	\$0.00	\$0.00	\$0.00	\$0.00	\$0.00	\$0.00	\$0.00	\$0.00
INSURANCE AND OTHER COMPENSATION	保險及其他賠償	\$0.00	\$0.00	\$0.00	\$0.00	\$0.00	\$0.00	\$0.00	\$0.00	\$0.00	\$0.00	\$0.00
LEGAL FEE RECOVERED	訴訟費收入	\$0.00	\$0.00	\$0.00	\$0.00	\$0.00	\$0.00	\$0.00	\$0.00	\$0.00	\$0.00	\$0.00
INTEREST INCOME	利息收入	\$0.00	\$0.00	\$0.00	\$0.00	\$0.00	\$0.00	\$0.00	\$0.00	\$0.00	\$0.00	\$0.00
SUNDRY INCOME	什項收入	\$0.00	\$23,726.00	\$0.00	\$0.00	\$0.00	\$0.00	\$0.00	\$0.00	\$0.00	\$0.00	\$23,726.00
		\$118,303.50	\$142,029.50	\$118,303.50	\$118,303.50	\$118,303.50	\$118,303.50	\$118,303.50	\$118,303.50	\$118,303.50	\$118,303.50	\$1,088,457.50
EXPENSES:	減：支出											
APPORTIONMENT OF GARDENS EXPENSES	公共費用之分攤	\$56,558.49	\$66,167.38	\$55,547.45	\$57,243.65	\$58,548.55	\$70,416.75	\$70,416.75	\$60,975.31	\$82,743.61	\$62,526.36	\$570,727.55
AUDITORS REMUNERATION	核數費	\$0.00	\$0.00	\$0.00	\$0.00	\$0.00	\$0.00	\$0.00	\$0.00	\$0.00	\$0.00	\$0.00
CONSULTING FEE	諮詢費	\$0.00	\$0.00	\$0.00	\$0.00	\$0.00	\$0.00	\$0.00	\$0.00	\$0.00	\$0.00	\$0.00
CLEANING EXPENSES	清潔費	\$9,370.00	\$9,370.00	\$9,370.00	\$9,370.00	\$9,370.00	\$9,370.00	\$9,370.00	\$9,370.00	\$10,133.33	\$9,370.00	\$85,093.33
DEBRIS REMOVAL CHARGES	清泥頭費	\$0.00	\$0.00	\$0.00	\$0.00	\$0.00	\$0.00	\$0.00	\$0.00	\$0.00	\$0.00	\$0.00
ELECTRICITY	電費	\$7,029.00	\$8,048.00	\$5,707.00	\$6,486.00	\$5,980.00	\$6,958.00	\$6,958.00	\$7,068.00	\$7,165.00	\$7,229.00	\$61,670.00
FESTIVAL DECORATION EXPENSES	節日裝飾	\$0.00	\$0.00	\$475.00	\$0.00	\$0.00	\$0.00	\$0.00	\$0.00	\$0.00	\$0.00	\$475.00
FURNITURE, FIXTURES & EQUIPMENT	屋苑設備	\$0.00	\$0.00	\$0.00	\$0.00	\$0.00	\$0.00	\$0.00	\$0.00	\$0.00	\$0.00	\$0.00
LEGAL FEE	訴訟費	\$0.00	\$0.00	\$0.00	\$0.00	\$0.00	\$0.00	\$0.00	\$0.00	\$0.00	\$0.00	\$0.00
MAINTENANCE, REPAIR & INSTALLATION	保養維修											
CONCRETE AND SCAFFOLDING	外牆維修及搭棚	\$0.00	\$0.00	\$0.00	\$0.00	\$0.00	\$0.00	\$0.00	\$0.00	\$0.00	\$0.00	\$0.00
DRAINAGE, ELECTRICALS & PUMPS	水電保養維修	\$574.85	\$1,850.00	\$4,708.50	\$1,090.00	\$477.00	\$353.33	\$353.33	\$40.00	\$25,416.00	\$1,623.50	\$36,133.18
SECURITY SYSTEM / SMATV. SYM	保安系統/衛星電視	\$1,655.00	\$280.00	\$280.00	\$1,480.00	\$280.00	\$280.00	\$280.00	\$280.00	\$280.00	\$1,764.78	\$6,579.78
FIRE FIGHTING SYSTEM	消防保養	\$0.00	\$0.00	\$0.00	\$0.00	\$9,000.00	\$700.00	\$700.00	\$60,900.00	\$0.00	\$6,625.00	\$77,225.00
LIFTS	升降機	\$7,740.00	\$7,740.00	\$7,740.00	\$7,740.00	\$7,740.00	\$7,740.00	\$7,740.00	\$7,740.00	\$7,740.00	\$7,740.00	\$69,660.00
MANAGER'S REMUNERATION 4%	管理酬金 4%	\$2,781.65	\$2,820.64	\$2,857.56	\$2,772.98	\$3,040.22	\$2,746.22	\$2,746.22	\$5,142.26	\$3,755.72	\$3,100.44	\$29,017.69
MAINTENANCE FUND 11%	維修基金 11%	\$7,649.54	\$7,756.76	\$7,858.30	\$7,625.71	\$8,360.62	\$7,552.11	\$7,552.11	\$14,141.23	\$10,328.22	\$8,526.20	\$79,798.69
PEST CONTROL	殺蟲滅鼠	\$0.00	\$0.00	\$0.00	\$0.00	\$0.00	\$0.00	\$0.00	\$0.00	\$0.00	\$0.00	\$0.00
PRINTING AND STATIONERY	印刷及廣告費	\$8.40	\$0.00	\$0.00	\$0.00	\$0.00	\$0.00	\$0.00	\$0.00	\$0.00	\$0.00	\$8.40
SECURITY GUARD SERVICE CHARGES	保安費	\$42,778.00	\$42,778.00	\$42,778.00	\$42,778.00	\$42,778.00	\$42,778.00	\$42,778.00	\$42,778.00	\$42,778.00	\$42,778.00	\$385,002.00
SUNDRY EXPENSES	什項支出	\$228.00	\$222.60	\$222.60	\$222.60	\$222.60	\$222.60	\$222.60	\$222.60	\$222.60	\$222.60	\$2,008.80
TELEPHONE	電話費	\$158.00	\$158.00	\$158.00	\$158.00	\$158.00	\$158.00	\$158.00	\$158.00	\$158.00	\$158.00	\$1,422.00
WATER FEE	水費	\$0.00	\$69.40	\$0.00	\$0.00	\$0.00	\$95.60	\$95.60	\$0.00	\$0.00	\$0.00	\$165.00
TOTAL EXPENSES	總支出	\$136,530.93	\$147,260.78	\$137,702.41	\$136,966.94	\$145,954.99	\$149,370.61	\$149,370.61	\$208,815.40	\$190,720.48	\$151,663.88	\$1,404,986.42
SURPLUS / (DEFICIT) FOR THE PERIOD	本期盈餘/(赤字)	(\$18,227.43)	(\$5,231.28)	(\$19,398.91)	(\$18,663.44)	(\$27,651.49)	(\$31,067.11)	(\$31,067.11)	(\$90,511.90)	(\$72,416.98)	(\$33,360.38)	(\$316,528.92)
SURPLUS / (DEFICIT) B/F	承上結存	(\$1,016,964.65)	(\$1,035,192.08)	(\$1,040,423.36)	(\$1,059,822.27)	(\$1,078,485.71)	(\$1,106,137.20)	(\$1,106,137.20)	(\$1,058,470.42)	(\$1,148,982.32)	(\$1,221,399.30)	(\$1,016,964.65)
ADJ ON SURPLUS / (DEFICIT) for Yr.2012-20	2012-20年盈餘/(赤字) 調整	\$0.00	\$0.00	\$0.00	\$0.00	\$0.00	\$0.00	\$78,733.89	\$0.00	\$0.00	\$0.00	\$78,733.89
ACCUM.SURPLUS / (DEFICIT) C/F	累積盈餘/(赤字)	(\$1,035,192.08)	(\$1,040,423.36)	(\$1,059,822.27)	(\$1,078,485.71)	(\$1,106,137.20)	(\$1,137,204.31)	(\$1,058,470.42)	(\$1,148,982.32)	(\$1,221,399.30)	(\$1,254,759.68)	(\$1,254,759.68)

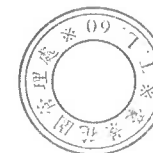
備註：2021年6月份財務收支報告已就2012年9月至2016年5月會計師事務所入賬誤差作出調整及包括2012年至2014年之核數調整



T.L.60
HONG KONG GARDENS - BLOCK 27 豪景花園二十七座
STATEMENT OF COMPREHENSIVE INCOME 收支報告表
(FORMERLY KNOWN AS INCOME & EXPENDITURE ACCOUNT)

		Jan-21 (一月)	Feb-21 (二月)	Mar-21 (三月)	Apr-21 (四月)	May-21 (五月)	Jun-21 (before adj)	Jun-21 (六月)	Jul-21 (七月)	Aug-21 (八月)	Sep-21 (九月)	1-9/2021 TOTAL總計
INCOME:	收入											
MANAGEMENT FEE RECEIVED	管理費收入	\$173,460.00	\$173,460.00	\$173,460.00	\$173,460.00	\$173,460.00	\$173,460.00	\$173,460.00	\$173,460.00	\$173,460.00	\$173,460.00	\$1,561,140.00
LESS: SINKING FUND	減：儲備基金	(\$8,673.00)	(\$8,673.00)	(\$8,673.00)	(\$8,673.00)	(\$8,673.00)	(\$8,673.00)	(\$8,673.00)	(\$8,673.00)	(\$8,673.00)	(\$8,673.00)	(\$78,057.00)
LESS: PROVISION FOR BAD DEBT - M.F.	管理費壞賬撥備	\$0.00	\$0.00	\$0.00	\$0.00	\$0.00	\$0.00	\$0.00	\$0.00	\$0.00	\$0.00	\$0.00
ADD: BAD DEBT (M.F.)WRITTEN BACK	收回管理費壞賬	\$0.00	\$0.00	\$0.00	\$0.00	\$0.00	\$0.00	\$0.00	\$0.00	\$0.00	\$0.00	\$0.00
INSURANCE AND OTHER COMPENSATION	保險及其他賠償	\$0.00	\$0.00	\$0.00	\$0.00	\$0.00	\$0.00	\$0.00	\$0.00	\$0.00	\$0.00	\$0.00
LEGAL FEE RECOVERED	訴訟費收入	\$0.00	\$0.00	\$0.00	\$0.00	\$0.00	\$0.00	\$0.00	\$0.00	\$0.00	\$0.00	\$0.00
INTEREST INCOME	利息收入	\$0.00	\$0.00	\$0.00	\$0.00	\$0.00	\$0.00	\$0.00	\$0.00	\$0.00	\$0.00	\$0.00
SUNDRY INCOME	什項收入	\$0.00	\$23,726.00	\$0.00	\$0.00	\$0.00	\$0.00	\$0.00	\$0.00	\$0.00	\$0.00	\$23,726.00
		\$164,787.00	\$188,513.00	\$164,787.00	\$164,787.00	\$164,787.00	\$164,787.00	\$164,787.00	\$164,787.00	\$164,787.00	\$164,787.00	\$1,506,809.00
EXPENSES:	減：支出											
APPORTIONMENT OF GARDENS EXPENSES	公共費用之分攤	\$56,558.49	\$66,167.38	\$55,547.45	\$57,243.65	\$58,548.55	\$70,416.75	\$70,416.75	\$60,975.31	\$82,743.61	\$62,526.36	\$570,727.55
AUDITORS REMUNERATION	核數費	\$0.00	\$0.00	\$0.00	\$0.00	\$0.00	\$0.00	\$0.00	\$0.00	\$0.00	\$0.00	\$0.00
CONSULTING FEE	諮詢費	\$0.00	\$0.00	\$0.00	\$0.00	\$0.00	\$0.00	\$0.00	\$0.00	\$0.00	\$0.00	\$0.00
CLEANING EXPENSES	清潔費	\$9,370.00	\$9,370.00	\$9,370.00	\$9,370.00	\$9,370.00	\$9,370.00	\$9,370.00	\$9,370.00	\$9,370.00	\$9,370.00	\$84,330.00
DEBRIS REMOVAL CHARGES	清泥頭費	\$0.00	\$0.00	\$0.00	\$0.00	\$0.00	\$0.00	\$0.00	\$0.00	\$0.00	\$0.00	\$0.00
ELECTRICITY	電費	\$6,609.00	\$8,031.00	\$7,093.00	\$8,404.00	\$8,785.00	\$10,545.00	\$10,545.00	\$9,623.00	\$9,809.00	\$9,308.00	\$78,207.00
FESTIVAL DECORATION EXPENSES	節日裝飾	\$68.00	\$0.00	\$475.00	\$0.00	\$0.00	\$0.00	\$0.00	\$0.00	\$0.00	\$0.00	\$543.00
FURNITURE, FIXTURES & EQUIPMENT	屋苑設備	\$0.00	\$0.00	\$0.00	\$0.00	\$0.00	\$0.00	\$0.00	\$0.00	\$0.00	\$0.00	\$0.00
LEGAL FEE	訴訟費	\$0.00	\$0.00	\$0.00	\$0.00	\$0.00	\$0.00	\$0.00	\$0.00	\$0.00	\$0.00	\$0.00
MAINTENANCE, REPAIR & INSTALLATION	保養維修											
CONCRETE AND SCAFFOLDING	外牆維修及搭棚	\$0.00	\$0.00	\$0.00	\$0.00	\$0.00	\$0.00	\$0.00	\$0.00	\$0.00	\$0.00	\$0.00
DRAINAGE, ELECTRICALS & PUMPS	水電保養維修	\$219.85	\$2,190.00	\$26.00	\$920.00	\$0.00	\$1,668.00	\$1,668.00	\$0.00	\$1,860.00	\$737.00	\$7,620.85
SECURITY SYSTEM / SMATV. SYM	保安系統/衛星電視	\$2,080.00	\$3,990.00	\$280.00	\$280.00	\$280.00	\$280.00	\$280.00	\$280.00	\$280.00	\$1,764.78	\$9,514.78
FIRE FIGHTING SYSTEM	消防保養	\$0.00	\$0.00	\$0.00	\$0.00	\$0.00	\$700.00	\$700.00	\$0.00	\$0.00	\$7,801.00	\$8,501.00
LIFTS	升降機	\$10,400.00	\$10,400.00	\$10,400.00	\$10,400.00	\$10,400.00	\$10,400.00	\$10,400.00	\$10,400.00	\$10,400.00	\$10,400.00	\$93,600.00
MANAGER'S REMUNERATION 4%	管理酬金 4%	\$2,876.65	\$3,111.98	\$2,831.98	\$2,901.22	\$2,879.66	\$3,068.82	\$3,068.82	\$2,913.18	\$2,994.98	\$3,304.04	\$26,882.51
MAINTENANCE FUND 11%	維修基金 11%	\$7,910.79	\$8,557.95	\$7,787.96	\$7,978.37	\$7,919.08	\$8,439.26	\$8,439.26	\$8,011.26	\$8,236.21	\$9,086.11	\$73,926.99
PEST CONTROL	殺蟲滅鼠	\$0.00	\$0.00	\$0.00	\$0.00	\$0.00	\$0.00	\$0.00	\$0.00	\$0.00	\$0.00	\$0.00
PRINTING AND STATIONERY	印刷及廣告費	\$8.40	\$0.00	\$0.00	\$0.00	\$0.00	\$0.00	\$0.00	\$0.00	\$0.00	\$0.00	\$8.40
SECURITY GUARD SERVICE CHARGES	保安費	\$42,778.00	\$42,778.00	\$42,778.00	\$42,778.00	\$42,778.00	\$42,778.00	\$42,778.00	\$42,778.00	\$42,778.00	\$42,778.00	\$385,002.00
SUNDRY EXPENSES	什項支出	\$228.00	\$222.60	\$222.60	\$222.60	\$222.60	\$222.60	\$222.60	\$222.60	\$222.60	\$222.60	\$2,072.46
SALARIES	薪金	\$0.00	\$0.00	\$0.00	\$0.00	\$0.00	\$0.00	\$0.00	\$0.00	\$0.00	\$0.00	\$0.00
MPF CONTRIBUTION	強積金	\$0.00	\$0.00	\$0.00	\$0.00	\$0.00	\$0.00	\$0.00	\$0.00	\$0.00	\$0.00	\$0.00
TRAVELLING	交通費	\$0.00	\$0.00	\$0.00	\$0.00	\$0.00	\$0.00	\$0.00	\$0.00	\$0.00	\$0.00	\$0.00
TELEPHONE	電話費	\$155.00	\$156.00	\$155.00	\$156.00	\$156.00	\$155.00	\$155.00	\$156.00	\$155.00	\$156.00	\$1,400.00
WATER FEE	水費	\$0.00	\$661.90	\$0.00	\$0.00	\$0.00	\$601.90	\$601.90	\$0.00	\$0.00	\$0.00	\$1,263.80
TOTAL EXPENSES	總支出	\$139,262.18	\$155,636.81	\$136,966.99	\$140,653.84	\$141,338.89	\$158,645.33	\$158,645.33	\$144,729.35	\$168,849.40	\$157,517.55	\$1,343,600.34
SURPLUS / (DEFICIT) FOR THE PERIOD	本期盈餘/(赤字)	\$25,524.82	\$32,876.19	\$27,820.01	\$24,133.16	\$23,448.11	\$6,141.67	\$6,141.67	\$20,057.65	(\$4,062.40)	\$7,269.45	\$163,208.66
SURPLUS / (DEFICIT) B/F	承上結存	\$1,058,706.39	\$1,084,231.21	\$1,117,107.40	\$1,144,927.41	\$1,169,060.57	\$1,192,508.68	\$1,192,508.68	\$1,279,662.39	\$1,299,720.04	\$1,295,657.64	\$1,058,706.39
ADJ ON SURPLUS / (DEFICIT) for Yr.2012-20	2012-20年盈餘/(赤字) 調整	\$0.00	\$0.00	\$0.00	\$0.00	\$0.00	\$0.00	\$81,012.04	\$0.00	\$0.00	\$0.00	\$81,012.04
ACCUM.SURPLUS / (DEFICIT) C/F	累積盈餘/(赤字)	\$1,084,231.21	\$1,117,107.40	\$1,144,927.41	\$1,169,060.57	\$1,192,508.68	\$1,198,650.35	\$1,279,662.39	\$1,299,720.04	\$1,295,657.64	\$1,302,927.09	\$1,302,927.09


備註：2021年6月份財務收支報告已就2012年9月至2016年5月會計師事務所人賬誤差作出調整及包括2012年至2014年之核數調整



T.L.60
HONG KONG GARDENS - BLOCK 28 豪景花園二十八座
STATEMENT OF COMPREHENSIVE INCOME 收支報告表
(FORMERLY KNOWN AS INCOME & EXPENDITURE ACCOUNT)

		Jan-21 (一月)	Feb-21 (二月)	Mar-21 (三月)	Apr-21 (四月)	May-21 (五月)	Jun-21 (before adj)	Jun-21 (六月)	Jul-21 (七月)	Aug-21 (八月)	Sep-21 (九月)	1-9/2021 TOTAL總計
INCOME:	收入											
MANAGEMENT FEE RECEIVED	管理費收入	\$165,200.00	\$165,200.00	\$165,200.00	\$165,200.00	\$165,200.00	\$165,200.00	\$165,200.00	\$165,200.00	\$165,200.00	\$165,200.00	\$1,486,800.00
LESS: SINKING FUND	減：儲備基金	(\$8,260.00)	(\$8,260.00)	(\$8,260.00)	(\$8,260.00)	(\$8,260.00)	(\$8,260.00)	(\$8,260.00)	(\$8,260.00)	(\$8,260.00)	(\$8,260.00)	(\$74,340.00)
LESS: PROVISION FOR BAD DEBT - M.F.	管理費壞賬撥備	\$0.00	\$0.00	\$0.00	\$0.00	\$0.00	\$0.00	\$0.00	\$0.00	\$0.00	\$0.00	\$0.00
ADD: BAD DEBT (M.F.) WRITTEN BACK	收回管理費壞賬	\$0.00	\$0.00	\$0.00	\$0.00	\$0.00	\$0.00	\$0.00	\$0.00	\$0.00	\$0.00	\$0.00
INSURANCE AND OTHER COMPENSATION	保險及其他賠償	\$0.00	\$0.00	\$0.00	\$0.00	\$0.00	\$0.00	\$0.00	\$0.00	\$0.00	\$0.00	\$0.00
LEGAL FEE RECOVERED	訴訟費收入	\$0.00	\$0.00	\$0.00	\$0.00	\$0.00	\$0.00	\$0.00	\$0.00	\$0.00	\$0.00	\$0.00
INTEREST INCOME	利息收入	\$0.00	\$0.00	\$0.00	\$0.00	\$0.00	\$0.00	\$0.00	\$0.00	\$0.00	\$0.00	\$0.00
SUNDRY INCOME	什項收入	\$0.00	\$22,596.00	\$0.00	\$0.00	\$0.00	\$0.00	\$0.00	\$0.00	\$0.00	\$0.00	\$22,596.00
		<u>\$156,940.00</u>	<u>\$179,536.00</u>	<u>\$156,940.00</u>	<u>\$156,940.00</u>	<u>\$156,940.00</u>	<u>\$156,940.00</u>	<u>\$156,940.00</u>	<u>\$156,940.00</u>	<u>\$156,940.00</u>	<u>\$156,940.00</u>	<u>\$1,435,056.00</u>
EXPENSES:	減：支出											
APPORTIONMENT OF GARDENS EXPENSES	公共費用之分攤	\$53,865.33	\$63,016.58	\$52,902.32	\$54,517.80	\$55,760.54	\$67,063.59	\$67,063.59	\$58,071.71	\$78,803.45	\$59,549.00	\$543,550.32
AUDITORS REMUNERATION	核數費	\$0.00	\$0.00	\$0.00	\$0.00	\$0.00	\$0.00	\$0.00	\$0.00	\$0.00	\$0.00	\$0.00
CONSULTING FEE	諮詢費	\$0.00	\$0.00	\$0.00	\$0.00	\$0.00	\$0.00	\$0.00	\$0.00	\$0.00	\$0.00	\$0.00
CLEANING EXPENSES	清潔費	\$9,370.00	\$9,370.00	\$9,370.00	\$9,370.00	\$9,370.00	\$9,370.00	\$9,370.00	\$9,370.00	\$9,580.80	\$9,370.00	\$84,540.80
DEBRIS REMOVAL CHARGES	清泥頭費	\$0.00	\$0.00	\$0.00	\$0.00	\$0.00	\$0.00	\$0.00	\$0.00	\$0.00	\$0.00	\$0.00
ELECTRICITY	電費	\$6,240.00	\$7,821.00	\$7,079.00	\$8,475.00	\$8,592.00	\$10,786.00	\$10,786.00	\$9,054.00	\$8,931.00	\$9,091.00	\$76,069.00
FESTIVAL DECORATION EXPENSES	節日裝飾	\$68.00	\$0.00	\$475.00	\$0.00	\$0.00	\$0.00	\$0.00	\$0.00	\$0.00	\$0.00	\$543.00
FURNITURE, FIXTURES & EQUIPMENT	屋苑設備	\$0.00	\$0.00	\$0.00	\$0.00	\$0.00	\$0.00	\$0.00	\$0.00	\$0.00	\$0.00	\$0.00
MAINTENANCE, REPAIR & INSTALLATION	保養維修											
CONCRETE AND SCAFFOLDING	外牆維修及搭棚	\$0.00	\$0.00	\$0.00	\$0.00	\$0.00	\$0.00	\$0.00	\$0.00	\$0.00	\$0.00	\$0.00
DRAINAGE, ELECTRICALS & PUMPS	水電保養維修	\$885.85	\$2,200.00	\$0.00	\$5,750.00	\$0.00	\$1,083.34	\$1,083.34	\$160.00	\$12,430.50	\$27,729.00	\$50,238.69
SECURITY SYSTEM / SMATV. SYM	保安系統/衛星電視	\$2,080.00	\$3,410.00	\$280.00	\$280.00	\$280.00	\$280.00	\$280.00	\$280.00	\$280.00	\$1,694.10	\$8,864.10
FIRE FIGHTING SYSTEM	消防保養	\$0.00	\$0.00	\$0.00	\$3,500.00	\$0.00	\$700.00	\$700.00	\$0.00	\$0.00	\$11,965.00	\$16,165.00
LIFTS	升降機	\$10,400.00	\$10,400.00	\$10,400.00	\$10,400.00	\$10,400.00	\$10,400.00	\$10,400.00	\$10,400.00	\$10,400.00	\$10,400.00	\$93,600.00
MANAGER'S REMUNERATION 4%	管理酬金 4%	\$2,888.09	\$3,057.41	\$2,838.82	\$3,242.44	\$2,871.52	\$3,032.68	\$3,032.68	\$2,896.80	\$3,390.69	\$4,538.35	\$28,756.80
MAINTENANCE FUND 11%	維修基金 11%	\$7,942.25	\$8,407.87	\$7,806.76	\$8,916.71	\$7,896.68	\$8,339.86	\$8,339.86	\$7,966.20	\$9,324.40	\$12,480.46	\$79,081.19
SECURITY GUARD SERVICE CHARGES	保安費	\$42,778.00	\$42,778.00	\$42,778.00	\$42,778.00	\$42,778.00	\$42,778.00	\$42,778.00	\$42,778.00	\$42,778.00	\$42,778.00	\$385,002.00
PEST CONTROL	殺蟲滅鼠	\$0.00	\$0.00	\$0.00	\$0.00	\$0.00	\$0.00	\$0.00	\$0.00	\$0.00	\$0.00	\$0.00
PRINTING AND STATIONERY	印刷及廣告費	\$8.00	\$0.00	\$0.00	\$0.00	\$0.00	\$0.00	\$0.00	\$0.00	\$0.00	\$0.00	\$8.00
SUNDRY EXPENSES	什項支出	\$217.40	\$212.00	\$433.50	\$352.00	\$212.00	\$212.00	\$212.00	\$222.00	\$212.00	\$275.66	\$2,348.56
SALARIES	薪金	\$0.00	\$0.00	\$0.00	\$0.00	\$0.00	\$0.00	\$0.00	\$0.00	\$0.00	\$0.00	\$0.00
MPF CONTRIBUTION	強積金	\$0.00	\$0.00	\$0.00	\$0.00	\$0.00	\$0.00	\$0.00	\$0.00	\$0.00	\$0.00	\$0.00
TRAVELLING	交通費	\$0.00	\$0.00	\$0.00	\$0.00	\$0.00	\$0.00	\$0.00	\$0.00	\$0.00	\$0.00	\$0.00
TELEPHONE	電話費	\$155.00	\$156.00	\$155.00	\$156.00	\$156.00	\$155.00	\$155.00	\$156.00	\$155.00	\$156.00	\$1,400.00
WATER FEE	水費	\$0.00	\$88.20	\$0.00	\$0.00	\$0.00	\$52.60	\$52.60	\$0.00	\$0.00	\$0.00	\$140.80
TOTAL EXPENSES	總支出	<u>\$136,897.92</u>	<u>\$150,917.06</u>	<u>\$134,518.40</u>	<u>\$147,737.95</u>	<u>\$138,316.74</u>	<u>\$154,253.07</u>	<u>\$154,253.07</u>	<u>\$141,354.71</u>	<u>\$176,285.84</u>	<u>\$190,026.57</u>	<u>\$1,370,308.26</u>
SURPLUS / (DEFICIT) FOR THE PERIOD	本期盈餘/(赤字)	\$20,042.08	\$28,618.94	\$22,421.60	\$9,202.05	\$18,623.26	\$2,686.93	\$2,686.93	\$15,585.29	(\$19,345.84)	(\$33,086.57)	\$64,747.74
SURPLUS / (DEFICIT) B/F	承上結存	\$709,628.51	\$729,670.59	\$758,289.53	\$780,711.13	\$789,913.18	\$808,536.44	\$808,536.44	\$884,981.03	\$900,566.32	\$881,220.48	\$709,628.51
ADJ ON SURPLUS / (DEFICIT) for Yr.2012-20	2012-20年盈餘/(赤字) 調整	\$0.00	\$0.00	\$0.00	\$0.00	\$0.00	\$0.00	\$73,757.66	\$0.00	\$0.00	\$0.00	\$73,757.66
ACCUM.SURPLUS / (DEFICIT) C/F	累積盈餘/(赤字)	<u>\$729,670.59</u>	<u>\$758,289.53</u>	<u>\$780,711.13</u>	<u>\$789,913.18</u>	<u>\$808,536.44</u>	<u>\$811,223.37</u>	<u>\$884,981.03</u>	<u>\$900,566.32</u>	<u>\$881,220.48</u>	<u>\$848,133.91</u>	<u>\$848,133.91</u>

備註：2021年6月份財務收支報告已就2012年9月至2016年5月會計師事務所入賬誤差作出調整及包括2012年至2014年之核數調整



T.L.60
HONG KONG GARDENS - CARPARK A 豪景花園車場 A
STATEMENT OF COMPREHENSIVE INCOME 收支報告表
(FORMERLY KNOWN AS INCOME & EXPENDITURE ACCOUNT)

		Jan-21 (一月)	Feb-21 (二月)	Mar-21 (三月)	Apr-21 (四月)	May-21 (五月)	Jun-21 (before adj)	Jun-21 (六月)	Jul-21 (七月)	Aug-21 (八月)	Sep-21 (九月)	1-9/2021 TOTAL總計
INCOME:	收入											
MANAGEMENT FEE RECEIVED	管理費收入	\$135,470.00	\$135,470.00	\$135,470.00	\$135,470.00	\$135,470.00	\$135,470.00	\$135,470.00	\$135,470.00	\$135,470.00	\$135,470.00	\$1,219,230.00
LESS: SINKING FUND	減：儲備基金	(\$6,773.50)	(\$6,773.50)	(\$6,773.50)	(\$6,773.50)	(\$6,773.50)	(\$6,773.50)	(\$6,773.50)	(\$6,773.50)	(\$6,773.50)	(\$6,773.50)	(\$60,961.50)
LESS: PROVISION FOR BAD DEBT - M.F.	管理費壞賬撥備	\$0.00	\$0.00	\$0.00	\$0.00	\$0.00	\$0.00	\$0.00	\$0.00	\$0.00	\$0.00	\$0.00
ADD: BAD DEBT (M.F.) WRITTEN BACK	收回管理費壞賬	\$0.00	\$0.00	\$0.00	\$0.00	\$0.00	\$0.00	\$0.00	\$0.00	\$0.00	\$0.00	\$0.00
INSURANCE AND OTHER COMPENSATION	保險及其他賠償	\$0.00	\$0.00	\$0.00	\$0.00	\$0.00	\$0.00	\$0.00	\$0.00	\$1,961.38	\$0.00	\$1,961.38
LEGAL FEE RECOVERED	訴訟費收入	\$0.00	\$0.00	\$0.00	\$0.00	\$0.00	\$0.00	\$0.00	\$0.00	\$0.00	\$0.00	\$0.00
INTEREST INCOME	利息收入	\$0.00	\$0.00	\$0.00	\$0.00	\$0.00	\$0.00	\$0.00	\$0.00	\$0.00	\$0.00	\$0.00
SUNDRY INCOME	什項收入	\$1,000.00	\$11,188.00	\$400.00	\$200.00	\$0.00	\$400.00	\$400.00	\$200.00	\$400.00	\$400.00	\$14,188.00
		\$129,696.50	\$139,884.50	\$129,096.50	\$128,896.50	\$128,696.50	\$129,096.50	\$129,096.50	\$128,896.50	\$131,057.88	\$129,096.50	\$1,174,417.88
EXPENSES:	減：支出											
APPORTIONMENT OF GARDENS EXPENSES	公共費用之分攤	\$26,670.77	\$31,201.95	\$26,194.00	\$26,993.87	\$27,609.21	\$33,205.78	\$33,205.78	\$28,753.57	\$39,018.65	\$29,484.98	\$269,132.78
AUDITORS REMUNERATION	核數費	\$0.00	\$0.00	\$0.00	\$0.00	\$0.00	\$0.00	\$0.00	\$0.00	\$0.00	\$0.00	\$0.00
CARPARK EQUIPMENT	車場設備	\$0.00	\$2,062.16	\$0.00	\$88.18	\$1,205.80	\$1,045.94	\$1,045.94	\$85.66	\$414.41	\$0.00	\$4,902.15
CONSULTING FEE	諮詢費	\$0.00	\$0.00	\$0.00	\$0.00	\$0.00	\$0.00	\$0.00	\$0.00	\$0.00	\$0.00	\$0.00
CLEANING EXPENSES	清潔費	\$15,535.50	\$15,535.50	\$15,535.50	\$15,535.50	\$15,535.50	\$15,535.50	\$15,535.50	\$15,535.50	\$15,535.50	\$15,535.50	\$139,819.50
DEBRIS REMOVAL CHARGES	清泥頭費	\$0.00	\$0.00	\$0.00	\$0.00	\$0.00	\$0.00	\$0.00	\$0.00	\$0.00	\$0.00	\$0.00
ELECTRICITY	電費	\$15,531.00	\$17,158.00	\$15,015.00	\$17,310.00	\$16,543.00	\$17,802.00	\$17,802.00	\$16,471.00	\$15,795.00	\$17,983.00	\$149,608.00
LEGAL FEE	訴訟費	\$0.00	\$0.00	\$0.00	\$0.00	\$0.00	\$0.00	\$0.00	\$0.00	\$0.00	\$0.00	\$0.00
MAINTENANCE, REPAIR & INSTALLATION	保養維修											
CONCRETE AND SCAFFOLDING	外牆維修及搭棚	\$0.00	\$0.00	\$0.00	\$0.00	\$0.00	\$0.00	\$0.00	\$0.00	\$0.00	\$0.00	\$0.00
DRAINAGE, ELECTRICALS & PUMPS	水電保養維修	\$2,858.08	\$6,865.87	\$34,116.00	\$4,855.91	\$2,580.05	\$1,569.78	\$1,569.78	\$28,590.00	\$10,828.00	\$28.00	\$92,291.69
SECURITY SYSTEM	保安系統	\$10,375.00	\$1,375.00	\$1,375.00	\$1,375.00	\$1,375.00	\$1,375.00	\$1,375.00	\$1,375.00	\$1,375.00	\$1,375.00	\$21,375.00
FIRE FIGHTING SYSTEM	消防保養	\$2,265.00	\$0.00	\$0.00	\$2,265.00	\$2,200.00	\$1,302.33	\$1,302.33	\$2,265.00	\$9,680.00	\$13,671.00	\$33,648.33
LIFTS	升降機	\$2,650.00	\$2,650.00	\$2,650.00	\$2,650.00	\$6,250.00	\$2,940.00	\$2,940.00	\$2,650.00	\$2,650.00	\$2,650.00	\$27,740.00
MANAGER'S REMUNERATION 4%	管理酬金 4%	\$3,166.94	\$3,016.92	\$3,925.91	\$2,939.62	\$3,281.49	\$2,857.17	\$2,857.17	\$4,056.03	\$3,429.24	\$3,626.57	\$30,299.89
MAINTENANCE FUND 11%	維修基金 11%	\$8,709.07	\$8,296.53	\$10,796.24	\$8,083.94	\$9,024.11	\$7,857.21	\$7,857.21	\$11,154.08	\$9,430.41	\$9,973.07	\$83,324.66
SECURITY GUARD SERVICE CHARGES	保安費	\$23,579.00	\$23,579.00	\$23,579.00	\$23,579.00	\$23,191.40	\$23,579.00	\$23,579.00	\$23,579.00	\$23,579.00	\$23,579.00	\$211,823.40
PEST CONTROL	殺蟲滅鼠	\$0.00	\$0.00	\$0.00	\$0.00	\$0.00	\$0.00	\$0.00	\$0.00	\$0.00	\$0.00	\$0.00
PRINTING AND STATIONERY	印刷及廣告費	\$0.00	\$0.00	\$0.00	\$0.00	\$98.26	\$0.00	\$0.00	\$0.00	\$0.00	\$0.00	\$98.26
STAFF COST ALLOCATION	人力成本調配	\$5,064.06	\$5,064.06	\$5,064.06	\$5,064.06	\$5,064.06	\$5,064.06	\$5,064.06	\$5,064.06	\$5,064.06	\$5,064.06	\$45,576.54
SUNDRY EXPENSES	什項支出	\$548.00	\$0.00	\$45.35	\$0.00	\$7,200.00	\$10.00	\$10.00	\$5,013.75	\$45.00	\$10,013.75	\$22,875.85
TELEPHONE	電話費	\$767.75	\$767.75	\$767.75	\$767.75	\$794.25	\$870.00	\$870.00	\$771.75	\$765.00	\$765.00	\$7,037.00
WATER FEE	水費	\$0.00	\$365.70	\$0.00	\$0.00	\$0.00	\$335.60	\$335.60	\$0.00	\$0.00	\$0.00	\$701.30
TOTAL EXPENSES	總支出	\$117,720.17	\$117,938.44	\$139,063.81	\$111,507.83	\$121,952.13	\$115,349.37	\$115,349.37	\$145,364.40	\$137,609.27	\$133,748.93	\$1,140,254.35
SURPLUS / (DEFICIT) FOR THE PERIOD	本期盈餘/(赤字)	\$11,976.33	\$21,946.06	(\$9,967.31)	\$17,388.67	\$6,744.37	\$13,747.13	\$13,747.13	(\$16,467.90)	(\$6,551.39)	(\$4,652.43)	\$34,163.53
SURPLUS / (DEFICIT) B/F	承上結存	\$4,829,287.58	\$4,841,263.91	\$4,863,209.97	\$4,853,242.66	\$4,870,631.33	\$4,877,375.70	\$4,877,375.70	\$5,045,689.39	\$5,029,221.49	\$5,022,670.10	\$4,829,287.58
ADJ ON SURPLUS / (DEFICIT) for Yr.2012-20	2012-20年盈餘/(赤字) 調整	\$0.00	\$0.00	\$0.00	\$0.00	\$0.00	\$0.00	\$0.00	\$0.00	\$0.00	\$0.00	\$154,566.56
ACCUM.SURPLUS / (DEFICIT) C/F	累積盈餘/(赤字)	\$4,841,263.91	\$4,863,209.97	\$4,853,242.66	\$4,870,631.33	\$4,877,375.70	\$4,891,122.83	\$5,045,689.39	\$5,029,221.49	\$5,022,670.10	\$5,018,017.67	\$5,018,017.67

備註：2021年6月份財務收支報告已就2012年9月至2016年5月會計師事務所入賬誤差作出調整及包括2012年至2014年之核數調整



T.L.60
HONG KONG GARDENS - CARPARK B 豪景花園車場 B
STATEMENT OF COMPREHENSIVE INCOME 收支報告表
(FORMERLY KNOWN AS INCOME & EXPENDITURE ACCOUNT)

		Jan-21 (一月)	Feb-21 (二月)	Mar-21 (三月)	Apr-21 (四月)	May-21 (五月)	Jun-21 (before adj)	Jun-21 (六月)	Jul-21 (七月)	Aug-21 (八月)	Sep-21 (九月)	1-9/2021 TOTAL總計
INCOME:	收入											
MANAGEMENT FEE RECEIVED	管理費收入	\$108,300.00	\$108,300.00	\$108,300.00	\$108,300.00	\$108,300.00	\$108,300.00	\$108,300.00	\$108,300.00	\$108,300.00	\$108,300.00	\$974,700.00
LESS: SINKING FUND	減：儲備基金	(\$5,415.00)	(\$5,415.00)	(\$5,415.00)	(\$5,415.00)	(\$5,415.00)	(\$5,415.00)	(\$5,415.00)	(\$5,415.00)	(\$5,415.00)	(\$5,415.00)	(\$48,735.00)
LESS: PROVISION FOR BAD DEBT - M.F.	管理費壞賬撥備	\$0.00	\$0.00	\$0.00	\$0.00	\$0.00	\$0.00	\$0.00	\$0.00	\$0.00	\$0.00	\$0.00
ADD: BAD DEBT (M.F.) WRITTEN BACK	收回管理費壞賬	\$0.00	\$0.00	\$0.00	\$0.00	\$0.00	\$0.00	\$0.00	\$0.00	\$0.00	\$0.00	\$0.00
INSURANCE AND OTHER COMPENSATION	保險及其他賠償	\$0.00	\$0.00	\$0.00	\$0.00	\$0.00	\$0.00	\$0.00	\$0.00	\$1,568.00	\$0.00	\$1,568.00
LEGAL FEE RECOVERED	訴訟費收入	\$0.00	\$0.00	\$0.00	\$0.00	\$0.00	\$0.00	\$0.00	\$0.00	\$0.00	\$0.00	\$0.00
INTEREST INCOME	利息收入	\$0.00	\$0.00	\$0.00	\$0.00	\$0.00	\$0.00	\$0.00	\$0.00	\$0.00	\$0.00	\$0.00
SUNDRY INCOME	什項收入	\$200.00	\$9,344.00	\$200.00	\$200.00	\$0.00	\$200.00	\$200.00	\$600.00	\$0.00	\$0.00	\$10,744.00
		\$103,085.00	\$112,229.00	\$103,085.00	\$103,085.00	\$102,885.00	\$103,085.00	\$103,085.00	\$103,485.00	\$104,453.00	\$102,885.00	\$938,277.00
EXPENSES:	減：支出											
APPORTIONMENT OF GARDENS EXPENSES	公共費用之分攤	\$21,321.65	\$24,944.05	\$20,940.51	\$21,579.95	\$22,071.88	\$26,546.00	\$26,546.00	\$22,986.72	\$31,193.03	\$23,571.45	\$215,155.24
AUDITORS REMUNERATION	核數費	\$0.00	\$0.00	\$0.00	\$0.00	\$0.00	\$0.00	\$0.00	\$0.00	\$0.00	\$0.00	\$0.00
CARPARK EQUIPMENT	車場設備	\$0.00	\$1,648.57	\$0.00	\$70.49	\$963.96	\$836.16	\$836.16	\$68.48	\$331.30	\$0.00	\$3,918.96
CONSULTING FEE	諮詢費	\$0.00	\$0.00	\$0.00	\$0.00	\$0.00	\$0.00	\$0.00	\$0.00	\$0.00	\$0.00	\$0.00
CLEANING EXPENSES	清潔費	\$15,535.50	\$15,535.50	\$15,535.50	\$15,535.50	\$15,535.50	\$15,535.50	\$15,535.50	\$15,535.50	\$15,535.50	\$15,535.50	\$139,819.50
DEBRIS REMOVAL CHARGES	清泥頭費	\$0.00	\$0.00	\$0.00	\$0.00	\$0.00	\$0.00	\$0.00	\$0.00	\$0.00	\$0.00	\$0.00
ELECTRICITY	電費	\$17,802.00	\$16,153.00	\$10,417.00	\$12,405.00	\$11,703.00	\$19,842.00	\$19,842.00	\$19,922.00	\$19,383.00	\$22,765.00	\$150,392.00
MAINTENANCE, REPAIR & INSTALLATION	保養維修											
CONCRETE AND SCAFFOLDING	外牆維修及搭棚	\$0.00	\$0.00	\$0.00	\$0.00	\$0.00	\$0.00	\$0.00	\$0.00	\$0.00	\$0.00	\$0.00
DRAINAGE, ELECTRICALS & PUMPS	水電保養維修	\$2,137.42	\$6,159.35	\$78.00	\$2,708.40	\$5,500.89	\$1,702.57	\$1,702.57	\$28.00	\$11,316.00	\$0.00	\$29,630.63
SECURITY SYSTEM	保安系統	\$6,775.00	\$1,375.00	\$1,375.00	\$1,375.00	\$1,375.00	\$1,375.00	\$1,375.00	\$1,375.00	\$1,375.00	\$1,375.00	\$17,775.00
FIRE FIGHTING SYSTEM	消防保養	\$0.00	\$0.00	\$0.00	\$0.00	\$0.00	\$1,241.70	\$1,241.70	\$0.00	\$0.00	\$7,575.00	\$8,816.70
MANAGER'S REMUNERATION 4%	管理酬金 4%	\$2,837.00	\$2,770.66	\$2,233.48	\$2,427.10	\$2,527.64	\$2,761.61	\$2,761.61	\$2,613.68	\$3,467.15	\$3,026.27	\$24,664.59
MAINTENANCE FUND 11%	維修基金 11%	\$7,801.76	\$7,619.32	\$6,142.06	\$6,674.53	\$6,951.01	\$7,594.44	\$7,594.44	\$7,187.61	\$9,534.67	\$8,322.23	\$67,827.63
SECURITY GUARD SERVICE CHARGES	保安費	\$23,579.00	\$23,579.00	\$23,579.00	\$23,579.00	\$23,191.40	\$23,579.00	\$23,579.00	\$23,579.00	\$23,579.00	\$23,579.00	\$211,823.40
PEST CONTROL	殺蟲滅鼠	\$0.00	\$0.00	\$0.00	\$0.00	\$0.00	\$0.00	\$0.00	\$0.00	\$0.00	\$0.00	\$0.00
PRINTING AND STATIONERY	印刷及廣告費	\$0.00	\$0.00	\$0.00	\$0.00	\$78.55	\$0.00	\$0.00	\$0.00	\$0.00	\$0.00	\$78.55
STAFF COST ALLOCATION	人力成本調配	\$4,048.41	\$4,048.41	\$4,048.41	\$4,048.41	\$4,048.41	\$4,048.41	\$4,048.41	\$4,048.41	\$4,048.41	\$4,048.41	\$36,435.69
SUNDRY EXPENSES	什項支出	\$280.00	\$0.00	\$36.25	\$10.00	\$0.00	\$10.00	\$10.00	\$13.75	\$9,800.00	\$13.75	\$10,163.75
TELEPHONE	電話費	\$767.75	\$767.75	\$767.75	\$767.75	\$794.25	\$870.00	\$870.00	\$771.75	\$765.00	\$765.00	\$7,037.00
WATER FEE	水費	\$0.00	\$0.00	\$0.00	\$178.00	\$0.00	\$0.00	\$0.00	\$0.00	\$545.60	\$0.00	\$723.60
TOTAL EXPENSES	總支出	\$102,885.49	\$104,600.61	\$85,152.96	\$91,359.13	\$94,741.49	\$105,942.39	\$105,942.39	\$98,129.90	\$130,873.66	\$110,576.61	\$924,262.24
SURPLUS / (DEFICIT) FOR THE PERIOD	本期盈餘/(赤字)	\$199.51	\$7,628.39	\$17,932.04	\$11,725.87	\$8,143.51	(\$2,857.39)	(\$2,857.39)	\$5,355.10	(\$26,420.66)	(\$7,691.61)	\$14,014.76
SURPLUS / (DEFICIT) B/F	承上結存	\$3,439,029.20	\$3,439,228.71	\$3,446,857.10	\$3,464,789.14	\$3,476,515.01	\$3,484,658.52	\$3,484,658.52	\$3,593,351.06	\$3,598,706.16	\$3,572,285.50	\$3,439,029.20
ADJ ON SURPLUS / (DEFICIT) for Yr.2012-20	2012-20年盈餘/(赤字) 調整	\$0.00	\$0.00	\$0.00	\$0.00	\$0.00	\$0.00	\$111,549.93	\$0.00	\$0.00	\$0.00	\$111,549.93
ACCUM.SURPLUS / (DEFICIT) C/F	累積盈餘/(赤字)	\$3,439,228.71	\$3,446,857.10	\$3,464,789.14	\$3,476,515.01	\$3,484,658.52	\$3,481,801.13	\$3,593,351.06	\$3,598,706.16	\$3,572,285.50	\$3,564,593.89	\$3,564,593.89

備註：2021年6月份財務收支報告已就2012年9月至2016年5月會計師事務所人賬誤差作出調整及包括2012年至2014年之核數調整



T.L.60
HONG KONG GARDENS - CARPARK C 豪景花園車場 C
STATEMENT OF COMPREHENSIVE INCOME 收支報告表
(FORMERLY KNOWN AS INCOME & EXPENDITURE ACCOUNT)

		Jan-21 (一月)	Feb-21 (二月)	Mar-21 (三月)	Apr-21 (四月)	May-21 (五月)	Jun-21 (before adj)	Jun-21 (六月)	Jul-21 (七月)	Aug-21 (八月)	Sep-21 (九月)	1-9/2021 TOTAL總計
INCOME:	收入											
MANAGEMENT FEE RECEIVED	管理費收入	\$137,361.00	\$137,361.00	\$137,361.00	\$137,361.00	\$137,361.00	\$137,361.00	\$137,361.00	\$137,361.00	\$137,361.00	\$137,361.00	\$1,236,249.00
LESS: SINKING FUND	減：儲備基金	(\$6,868.05)	(\$6,868.05)	(\$6,868.05)	(\$6,868.05)	(\$6,868.05)	(\$6,868.05)	(\$6,868.05)	(\$6,868.05)	(\$6,868.05)	(\$6,868.05)	(\$61,812.45)
LESS: PROVISION FOR BAD DEBT - M.F.	管理費壞賬撥備	\$0.00	\$0.00	\$0.00	\$0.00	\$0.00	\$0.00	\$0.00	\$0.00	\$0.00	\$0.00	\$0.00
INSURANCE AND OTHER COMPENSATION	保險及其他賠償	\$0.00	\$3,000.00	\$0.00	\$0.00	\$300.00	\$0.00	\$0.00	\$0.00	\$1,790.83	\$500.00	\$5,590.83
LEGAL FEE RECOVERED	訴訟費收入	\$0.00	\$0.00	\$0.00	\$0.00	\$0.00	\$0.00	\$0.00	\$0.00	\$0.00	\$0.00	\$0.00
INTEREST INCOME	利息收入	\$0.00	\$0.00	\$0.00	\$0.00	\$0.00	\$0.00	\$0.00	\$0.00	\$0.00	\$0.00	\$0.00
SUNDRY INCOME	什項收入	\$1,000.00	\$11,015.00	\$400.00	\$600.00	\$400.00	\$600.00	\$600.00	\$600.00	\$1,000.00	\$400.00	\$16,015.00
		\$131,492.95	\$144,507.95	\$130,892.95	\$131,092.95	\$131,192.95	\$131,092.95	\$131,092.95	\$131,092.95	\$133,283.78	\$131,392.95	\$1,196,042.38
EXPENSES:	減：支出											
APPORTIONMENT OF GARDENS EXPENSES	公共費用之分攤	\$24,351.57	\$28,488.74	\$23,916.26	\$24,646.57	\$25,208.40	\$30,318.32	\$30,318.32	\$26,253.26	\$35,625.72	\$26,921.07	\$245,729.91
AUDITORS REMUNERATION	核數費	\$0.00	\$0.00	\$0.00	\$0.00	\$0.00	\$0.00	\$0.00	\$0.00	\$0.00	\$0.00	\$0.00
CARPARK EQUIPMENT	車場設備	\$0.00	\$1,882.84	\$0.00	\$80.51	\$1,100.94	\$954.99	\$954.99	\$78.21	\$378.38	\$0.00	\$4,475.87
CONSULTING FEE	諮詢費	\$0.00	\$0.00	\$0.00	\$0.00	\$0.00	\$0.00	\$0.00	\$0.00	\$0.00	\$0.00	\$0.00
CLEANING EXPENSES	清潔費	\$15,535.50	\$15,535.50	\$15,535.50	\$15,535.50	\$15,535.50	\$15,535.50	\$15,535.50	\$15,535.50	\$15,535.50	\$15,535.50	\$139,819.50
DEBRIS REMOVAL CHARGES	清泥頭費	\$0.00	\$0.00	\$0.00	\$0.00	\$0.00	\$0.00	\$0.00	\$0.00	\$0.00	\$0.00	\$0.00
ELECTRICITY	電費	\$14,562.00	\$17,496.00	\$13,455.00	\$15,881.00	\$14,523.00	\$17,280.00	\$17,280.00	\$14,553.00	\$14,909.00	\$15,452.00	\$138,111.00
LEGAL FEE	訴訟費	\$0.00	\$0.00	\$0.00	\$0.00	\$0.00	\$0.00	\$0.00	\$0.00	\$0.00	\$0.00	\$0.00
MAINTENANCE, REPAIR & INSTALLATION	保養維修											
CONCRETE AND SCAFFOLDING	外牆維修及搭棚	\$0.00	\$0.00	\$0.00	\$0.00	\$0.00	\$0.00	\$0.00	\$0.00	\$0.00	\$0.00	\$0.00
DRAINAGE, ELECTRICALS & PUMPS	水電保養維修	\$2,411.46	\$6,478.84	\$26.00	\$3,019.26	\$1,250.79	\$1,694.01	\$1,694.01	\$56.00	\$10,828.00	\$183.00	\$25,947.36
SECURITY SYSTEM	保安系統	\$7,675.00	\$4,375.00	\$1,375.00	\$1,375.00	\$1,375.00	\$1,375.00	\$1,375.00	\$1,375.00	\$1,375.00	\$1,375.00	\$21,675.00
FIRE FIGHTING SYSTEM	消防保養	\$0.00	\$0.00	\$0.00	\$0.00	\$0.00	\$1,276.04	\$1,276.04	\$0.00	\$0.00	\$21,060.00	\$22,336.04
MANAGER'S REMUNERATION 4%	管理酬金 4%	\$2,781.78	\$2,989.55	\$2,376.13	\$2,655.67	\$2,814.88	\$2,687.93	\$2,687.93	\$2,423.44	\$2,898.20	\$3,303.48	\$24,931.06
MAINTENANCE FUND 11%	維修基金 11%	\$7,649.89	\$8,221.25	\$6,534.37	\$7,303.09	\$7,740.91	\$7,391.81	\$7,391.81	\$6,664.45	\$7,970.04	\$9,084.57	\$68,560.38
SECURITY GUARD SERVICE CHARGES	保安費	\$23,579.00	\$23,579.00	\$23,579.00	\$23,579.00	\$23,579.00	\$23,579.00	\$23,579.00	\$23,579.00	\$23,579.00	\$23,579.00	\$212,211.00
PEST CONTROL	殺蟲滅鼠	\$0.00	\$0.00	\$0.00	\$0.00	\$0.00	\$0.00	\$0.00	\$0.00	\$0.00	\$0.00	\$0.00
PRINTING AND STATIONERY	印刷及廣告費	\$0.00	\$0.00	\$0.00	\$0.00	\$89.71	\$0.00	\$0.00	\$0.00	\$0.00	\$0.00	\$89.71
STAFF COST ALLOCATION	人力成本調配	\$4,623.71	\$4,623.71	\$4,623.71	\$4,623.71	\$4,623.71	\$4,623.71	\$4,623.71	\$4,623.71	\$4,623.71	\$4,623.71	\$41,613.39
SUNDRY EXPENSES	什項支出	\$390.00	\$0.00	\$41.41	\$0.00	\$7,500.00	\$10.00	\$10.00	\$13.75	\$0.00	\$13.75	\$7,968.91
TELEPHONE	電話費	\$767.75	\$767.75	\$767.75	\$767.75	\$794.25	\$870.00	\$870.00	\$771.75	\$765.00	\$765.00	\$7,037.00
WATER FEE	水費	\$0.00	\$0.00	\$0.00	\$1,530.00	\$0.00	\$0.00	\$0.00	\$0.00	\$461.30	\$0.00	\$1,991.30
TOTAL EXPENSES	總支出	\$104,327.66	\$114,438.18	\$92,230.13	\$100,997.06	\$106,136.09	\$107,596.31	\$107,596.31	\$95,927.07	\$118,948.85	\$121,896.08	\$962,497.43
SURPLUS / (DEFICIT) FOR THE PERIOD	本期盈餘/(赤字)	\$27,165.29	\$30,069.77	\$38,662.82	\$30,095.89	\$25,056.86	\$23,496.64	\$23,496.64	\$35,165.88	\$14,334.93	\$9,496.87	\$233,544.95
SURPLUS / (DEFICIT) B/F	承上結存	\$1,652,954.23	\$1,680,119.52	\$1,710,189.29	\$1,748,852.11	\$1,778,948.00	\$1,804,004.86	\$1,804,004.86	\$1,959,098.99	\$1,994,264.87	\$2,008,599.80	\$1,652,954.23
ADJ ON SURPLUS / (DEFICIT) for Yr.2012-20	2012-20年盈餘/(赤字) 調整	\$0.00	\$0.00	\$0.00	\$0.00	\$0.00	\$0.00	\$131,597.49	\$0.00	\$0.00	\$0.00	\$131,597.49
ACCUM.SURPLUS / (DEFICIT) C/F	累積盈餘/(赤字)	\$1,680,119.52	\$1,710,189.29	\$1,748,852.11	\$1,778,948.00	\$1,804,004.86	\$1,827,501.50	\$1,959,098.99	\$1,994,264.87	\$2,008,599.80	\$2,018,096.67	\$2,018,096.67

備註：2021年6月份財務收支報告已就2012年9月至2016年5月會計師事務所人賬誤差作出調整及包括2012年至2014年之核數調整



T.L.60
HONG KONG GARDENS - CARPARK D 豪景花園車場 D
STATEMENT OF COMPREHENSIVE INCOME 收支報告表
(FORMERLY KNOWN AS INCOME & EXPENDITURE ACCOUNT)

		Jan-21 (一月)	Feb-21 (二月)	Mar-21 (三月)	Apr-21 (四月)	May-21 (五月)	Jun-21 (before adj)	Jun-21 (六月)	Jul-21 (七月)	Aug-21 (八月)	Sep-21 (九月)	1-9/2021 TOTAL總計
INCOME:	收入											
MANAGEMENT FEE RECEIVED	管理費收入	\$145,152.00	\$145,152.00	\$145,152.00	\$145,152.00	\$145,152.00	\$145,152.00	\$145,152.00	\$145,152.00	\$145,152.00	\$145,152.00	\$1,306,368.00
LESS: SINKING FUND	減：儲備基金	(\$7,257.60)	(\$7,257.60)	(\$7,257.60)	(\$7,257.60)	(\$7,257.60)	(\$7,257.60)	(\$7,257.60)	(\$7,257.60)	(\$7,257.60)	(\$7,257.60)	(\$65,318.40)
LESS: PROVISION FOR BAD DEBT - M.F.	管理費壞賬撥備	\$0.00	\$0.00	\$0.00	\$0.00	\$0.00	\$0.00	\$0.00	\$0.00	\$0.00	\$0.00	\$0.00
ADD: BAD DEBT (M.F.)WRITTEN BACK	收回管理費壞賬	\$0.00	\$0.00	\$0.00	\$0.00	\$0.00	\$0.00	\$0.00	\$0.00	\$0.00	\$0.00	\$0.00
INSURANCE AND OTHER COMPENSATION	保險及其他賠償	\$0.00	\$0.00	\$0.00	\$0.00	\$0.00	\$0.00	\$0.00	\$0.00	\$2,464.79	\$300.00	\$2,764.79
LEGAL FEE RECOVERED	訴訟費收入	\$0.00	\$0.00	\$0.00	\$0.00	\$0.00	\$0.00	\$0.00	\$0.00	\$0.00	\$0.00	\$0.00
INTEREST INCOME	利息收入	\$0.00	\$0.00	\$0.00	\$0.00	\$0.00	\$0.00	\$0.00	\$0.00	\$0.00	\$0.00	\$0.00
SUNDRY INCOME	什項收入	\$400.00	\$14,060.00	\$400.00	\$800.00	\$1,200.00	\$1,000.00	\$1,000.00	\$600.00	\$3,550.00	\$800.00	\$22,810.00
		\$138,294.40	\$151,954.40	\$138,294.40	\$138,694.40	\$139,094.40	\$138,894.40	\$138,894.40	\$138,494.40	\$143,909.19	\$138,994.40	\$1,266,624.39
EXPENSES:	減：支出											
APPORTIONMENT OF GARDENS EXPENSES	公共費用之分攤	\$33,516.14	\$39,210.30	\$32,917.01	\$33,922.16	\$34,695.44	\$41,728.44	\$41,728.44	\$36,133.52	\$49,033.25	\$37,052.66	\$338,208.92
AUDITORS REMUNERATION	核數費	\$0.00	\$0.00	\$0.00	\$0.00	\$0.00	\$0.00	\$0.00	\$0.00	\$0.00	\$0.00	\$0.00
CARPARK EQUIPMENT	車場設備	\$0.00	\$2,591.43	\$0.00	\$110.82	\$1,515.25	\$1,314.40	\$1,314.40	\$107.65	\$520.76	\$0.00	\$6,160.31
CONSULTING FEE	諮詢費	\$0.00	\$0.00	\$0.00	\$0.00	\$0.00	\$0.00	\$0.00	\$0.00	\$0.00	\$0.00	\$0.00
CLEANING EXPENSES	清潔費	\$15,535.50	\$15,535.50	\$15,535.50	\$15,535.50	\$15,535.50	\$15,535.50	\$15,535.50	\$15,535.50	\$15,535.50	\$15,535.50	\$139,819.50
DEBRIS REMOVAL CHARGES	清泥頭費	\$0.00	\$0.00	\$0.00	\$0.00	\$0.00	\$0.00	\$0.00	\$0.00	\$0.00	\$0.00	\$0.00
ELECTRICITY	電費	\$11,167.00	\$13,387.00	\$10,263.00	\$11,665.00	\$11,136.00	\$12,569.00	\$12,569.00	\$11,407.00	\$11,795.00	\$12,043.00	\$105,432.00
LEGAL FEE	訴訟費	\$0.00	\$0.00	\$0.00	\$0.00	\$0.00	\$0.00	\$0.00	\$0.00	\$0.00	\$0.00	\$0.00
MAINTENANCE, REPAIR & INSTALLATION	保養維修											
CONCRETE AND SCAFFOLDING	外牆維修及搭棚	\$0.00	\$0.00	\$0.00	\$0.00	\$0.00	\$0.00	\$0.00	\$0.00	\$0.00	\$23,364.00	\$23,364.00
DRAINAGE, ELECTRICALS & PUMPS	水電保養維修	\$3,351.00	\$9,337.94	\$40.00	\$3,737.43	\$1,287.66	\$2,218.64	\$2,218.64	\$0.00	\$12,578.00	\$62.00	\$32,612.67
SECURITY SYSTEM	保安系統	\$8,575.00	\$1,375.00	\$1,375.00	\$1,375.00	\$1,375.00	\$1,375.00	\$1,375.00	\$1,375.00	\$1,375.00	\$1,375.00	\$19,575.00
FIRE FIGHTING SYSTEM	消防保養	\$0.00	\$0.00	\$0.00	\$2,200.00	\$0.00	\$1,379.93	\$1,379.93	\$3,000.00	\$0.00	\$19,619.00	\$26,198.93
MANAGER'S REMUNERATION 4%	管理酬金 4%	\$2,785.00	\$2,917.50	\$2,319.24	\$3,036.74	\$2,468.40	\$2,608.61	\$2,608.61	\$2,486.14	\$2,913.76	\$4,108.80	\$25,644.19
MAINTENANCE FUND 11%	維修基金 11%	\$7,658.76	\$8,023.12	\$6,377.92	\$8,351.04	\$6,788.10	\$7,173.68	\$7,173.68	\$6,836.88	\$8,012.85	\$11,299.21	\$70,521.56
SECURITY GUARD SERVICE CHARGES	保安費	\$23,579.00	\$23,579.00	\$23,579.00	\$23,579.00	\$23,579.00	\$23,579.00	\$23,579.00	\$23,579.00	\$23,579.00	\$23,579.00	\$212,211.00
PEST CONTROL	殺蟲滅鼠	\$0.00	\$0.00	\$0.00	\$0.00	\$0.00	\$0.00	\$0.00	\$0.00	\$0.00	\$0.00	\$0.00
PRINTING AND STATIONERY	印刷及廣告費	\$0.00	\$0.00	\$0.00	\$0.00	\$123.48	\$0.00	\$0.00	\$0.00	\$0.00	\$0.00	\$123.48
STAFF COST ALLOCATION	人力成本調配	\$6,363.82	\$6,363.82	\$6,363.82	\$6,363.82	\$6,363.82	\$6,363.82	\$6,363.82	\$6,363.82	\$6,363.82	\$6,363.82	\$57,274.38
SUNDRY EXPENSES	什項支出	\$286.00	\$0.00	\$56.99	\$10,030.00	\$0.00	\$10.00	\$10.00	\$13.75	\$0.00	\$13.75	\$10,410.49
TELEPHONE	電話費	\$767.75	\$767.75	\$767.75	\$767.75	\$794.25	\$870.00	\$870.00	\$771.75	\$765.00	\$765.00	\$7,037.00
WATER FEE	水費	\$0.00	\$0.00	\$0.00	\$554.20	\$0.00	\$0.00	\$0.00	\$0.00	\$332.00	\$0.00	\$886.20
TOTAL EXPENSES	總支出	\$113,584.97	\$123,088.36	\$99,595.23	\$121,228.46	\$105,661.90	\$116,726.02	\$116,726.02	\$107,610.01	\$132,803.94	\$155,180.74	\$1,075,479.63
SURPLUS / (DEFICIT) FOR THE PERIOD	本期盈餘/(赤字)	\$24,709.43	\$28,866.04	\$38,699.17	\$17,465.94	\$33,432.50	\$22,168.38	\$22,168.38	\$30,884.39	\$11,105.25	(\$16,186.34)	\$191,144.76
SURPLUS / (DEFICIT) B/F	承上結存	\$1,866,254.51	\$1,890,963.94	\$1,919,829.98	\$1,958,529.15	\$1,975,995.09	\$2,009,427.59	\$2,009,427.59	\$2,117,458.33	\$2,148,342.72	\$2,159,447.97	\$1,866,254.51
ADJ ON SURPLUS / (DEFICIT) for Yr.2012-20	2012-20年盈餘/(赤字) 調整	\$0.00	\$0.00	\$0.00	\$0.00	\$0.00	\$0.00	\$85,862.36	\$0.00	\$0.00	\$0.00	\$85,862.36
ACCUM.SURPLUS / (DEFICIT) C/F	累積盈餘/(赤字)	\$1,890,963.94	\$1,919,829.98	\$1,958,529.15	\$1,975,995.09	\$2,009,427.59	\$2,031,595.97	\$2,117,458.33	\$2,148,342.72	\$2,159,447.97	\$2,143,261.63	\$2,143,261.63

備註：2021年6月份財務收支報告已就2012年9月至2016年5月會計師事務所人賬誤差作出調整及包括2012年至2014年之核數調整



T.L.60
H. K. GARDEN - COMMERCIAL COMPLEX 豪景花園 - 商場
STATEMENT OF COMPREHENSIVE INCOME 收支報告表
(FORMERLY KNOWN AS INCOME & EXPENDITURE ACCOUNT)

		Jan-21 (一月)	Feb-21 (二月)	Mar-21 (三月)	Apr-21 (四月)	May-21 (五月)	Jun-21 (before adj)	Jun-21 (六月)	Jul-21 (七月)	Aug-21 (八月)	Sep-21 (九月)	1-9/2021 TOTAL總計
INCOME:	收入											
MANAGEMENT FEE RECEIVED	管理費收入	\$177,606.00	\$177,606.00	\$177,606.00	\$177,606.00	\$177,606.00	\$177,606.00	\$177,606.00	\$177,606.00	\$177,606.00	\$177,606.00	\$1,598,454.00
LESS: SINKING FUND	減: 儲備基金	(\$8,880.30)	(\$8,880.30)	(\$8,880.30)	(\$8,880.30)	(\$8,880.30)	(\$8,880.30)	(\$8,880.30)	(\$8,880.30)	(\$8,880.30)	(\$8,880.30)	(\$79,922.70)
TELECOM STATION INCOME	電訊台收入	\$89,250.00	\$89,250.00	\$89,250.00	\$89,250.00	\$77,290.00	\$63,500.00	\$63,500.00	\$91,440.00	\$77,470.00	\$77,470.00	\$744,170.00
LESS: PROPERTY TAX OF TELECOM	減: 電訊物業稅	\$0.00	\$0.00	\$0.00	\$0.00	\$0.00	\$0.00	\$0.00	\$0.00	\$0.00	(\$32,130.00)	(\$32,130.00)
INSURANCE AND OTHER COMPENSATION	保險及其他賠償	\$0.00	\$0.00	\$0.00	\$0.00	\$0.00	\$0.00	\$0.00	\$0.00	\$0.00	\$0.00	\$0.00
SUNDRY INCOME	什項收入	\$300.00	\$1,301.00	\$0.00	\$712.50	\$285.00	\$0.00	\$0.00	\$997.50	\$0.00	\$562.50	\$4,158.50
		<u>\$258,275.70</u>	<u>\$259,276.70</u>	<u>\$257,975.70</u>	<u>\$258,688.20</u>	<u>\$246,300.70</u>	<u>\$232,225.70</u>	<u>\$232,225.70</u>	<u>\$261,163.20</u>	<u>\$246,195.70</u>	<u>\$214,628.20</u>	<u>\$2,234,729.80</u>
EXPENSES:	減: 支出											
APPORTIONMENT OF GARDEN EXPENSE	公共費用之分攤	\$2,244.38	\$2,625.69	\$2,204.26	\$2,271.57	\$2,323.36	\$2,794.32	\$2,794.32	\$2,419.66	\$3,283.48	\$2,481.20	\$22,647.92
AUDITORS REMUNERATION	核數費	\$0.00	\$0.00	\$0.00	\$0.00	\$0.00	\$0.00	\$0.00	\$0.00	\$0.00	\$0.00	\$0.00
AIR CONDITION SYSTEM	冷氣系統	\$6,500.00	\$64,000.00	\$6,500.00	\$6,500.00	\$6,500.00	\$7,300.00	\$7,300.00	\$6,500.00	\$6,500.00	\$8,500.00	\$118,800.00
GOVERNMENT RENT/RATES	地租/差餉	\$8,055.00	\$0.00	\$0.00	\$8,001.00	\$0.00	\$0.00	\$0.00	\$8,001.00	\$0.00	\$0.00	\$24,057.00
CONSULTING FEE	諮詢費	\$0.00	\$0.00	\$0.00	\$0.00	\$0.00	\$0.00	\$0.00	\$0.00	\$0.00	\$0.00	\$0.00
CLEANING EXPENSES	清潔費	\$50,289.00	\$50,289.00	\$50,289.00	\$48,849.00	\$48,849.00	\$50,809.00	\$50,809.00	\$51,949.00	\$48,849.00	\$48,849.00	\$449,021.00
DEBRIS REMOVAL CHARGES	清泥頭費	\$0.00	\$0.00	\$0.00	\$0.00	\$0.00	\$0.00	\$0.00	\$0.00	\$0.00	\$0.00	\$0.00
ELECTRICITY	電費	\$29,250.75	\$28,405.23	\$27,906.75	\$30,845.24	\$29,798.75	\$30,271.24	\$30,271.24	\$32,825.75	\$36,242.75	\$37,954.24	\$283,500.70
FESTIVAL DECORATION EXPENSES	節日裝飾	\$0.00	\$0.00	\$0.00	\$0.00	\$0.00	\$0.00	\$0.00	\$3,000.00	\$0.00	\$0.00	\$3,000.00
FURNITURE, FIXTURES & EQUIPMENT	商場設備	\$0.00	\$0.00	\$0.00	\$0.00	\$0.00	\$0.00	\$0.00	\$0.00	\$0.00	\$0.00	\$0.00
GENERATOR	發電機	\$900.00	\$900.00	\$900.00	\$900.00	\$900.00	\$900.00	\$900.00	\$900.00	\$900.00	\$900.00	\$8,100.00
MAINTENANCE, REPAIR & INSTALLATION	保養維修											
CONCRETE AND SCAFFOLDING	外牆維修及搭棚	\$0.00	\$0.00	\$0.00	\$0.00	\$0.00	\$0.00	\$0.00	\$0.00	\$0.00	\$0.00	\$0.00
DRAINAGE, ELECTRICALS & PUMPS	水電保養維修	\$0.00	\$72,760.00	\$74.00	\$10,330.00	\$600.00	\$20.00	\$20.00	\$520.00	\$703.00	\$2,700.00	\$87,707.00
SECURITY SYSTEM	保安系統	\$3,600.00	\$0.00	\$0.00	\$0.00	\$0.00	\$0.00	\$0.00	\$0.00	\$0.00	\$0.00	\$3,600.00
FIRE FIGHTING SYSTEM	消防保養	\$2,265.00	\$0.00	\$5,000.00	\$2,265.00	\$0.00	\$0.00	\$0.00	\$2,265.00	\$0.00	\$0.00	\$11,795.00
LIFTS	升降機	\$23,047.00	\$23,047.00	\$23,337.00	\$23,047.00	\$34,647.00	\$23,047.00	\$23,047.00	\$23,337.00	\$23,047.00	\$23,047.00	\$219,603.00
MANAGER'S REMUNERATION 4%	管理酬金 4%	\$6,846.73	\$11,576.60	\$6,418.90	\$7,389.53	\$6,741.39	\$6,510.67	\$6,510.67	\$7,187.71	\$6,539.31	\$6,807.65	\$66,018.49
MAINTENANCE FUND 11%	維修基金 11%	\$18,828.50	\$31,835.65	\$17,651.98	\$20,321.21	\$18,538.82	\$17,904.34	\$17,904.34	\$19,766.20	\$17,983.10	\$18,721.04	\$181,550.84
PEST CONTROL	殺蟲滅鼠	\$0.00	\$0.00	\$0.00	\$0.00	\$0.00	\$0.00	\$0.00	\$0.00	\$0.00	\$0.00	\$0.00
PRINTING AND STATIONERY	印刷及廣告費	\$0.00	\$550.00	\$0.00	\$0.00	\$0.00	\$0.00	\$0.00	\$260.00	\$0.00	\$0.00	\$810.00
SECURITY GUARD SERVICE CHARGES	保安費	\$47,158.00	\$47,158.00	\$46,382.80	\$47,158.00	\$47,158.00	\$47,158.00	\$47,158.00	\$47,158.00	\$47,158.00	\$47,158.00	\$423,646.80
SUNDRY EXPENSES	什項支出	\$5.40	\$103.80	\$0.00	\$6,760.00	\$0.00	\$1,508.00	\$1,508.00	\$2,894.00	\$0.00	\$1,000.00	\$12,271.20
TRAVELLING	交通費	\$0.00	\$0.00	\$0.00	\$0.00	\$0.00	\$0.00	\$0.00	\$0.00	\$0.00	\$0.00	\$0.00
TELEPHONE	電話費	\$98.00	\$177.00	\$83.00	\$83.00	\$82.00	\$83.00	\$83.00	\$83.00	\$83.00	\$83.00	\$855.00
WAGES / SALARIES	薪金	\$0.00	\$0.00	\$0.00	\$0.00	\$0.00	\$0.00	\$0.00	\$0.00	\$0.00	\$0.00	\$0.00
MANDATORY PROVIDENT FUND	強積金	\$0.00	\$0.00	\$0.00	\$0.00	\$0.00	\$0.00	\$0.00	\$0.00	\$0.00	\$0.00	\$0.00
WATER FEE	水費	\$0.00	\$2,025.00	\$0.00	\$0.00	\$0.00	\$1,670.50	\$1,670.50	\$0.00	\$0.00	\$0.00	\$3,695.50
TOTAL EXPENSES	總支出	<u>\$199,087.76</u>	<u>\$335,452.97</u>	<u>\$186,747.69</u>	<u>\$214,720.55</u>	<u>\$196,138.32</u>	<u>\$189,976.07</u>	<u>\$189,976.07</u>	<u>\$209,066.32</u>	<u>\$191,288.64</u>	<u>\$198,201.13</u>	<u>\$1,920,679.45</u>
SURPLUS / (DEFICIT) FOR THE PERIOD	本期盈餘(赤字)	\$59,187.94	(\$76,176.27)	\$71,228.01	\$43,967.65	\$50,162.38	\$42,249.63	\$42,249.63	\$52,096.88	\$54,907.06	\$16,427.07	\$314,050.35
SURPLUS / (DEFICIT) B/F	承上結存	\$263,712.07	\$322,900.01	\$246,723.74	\$317,951.75	\$361,919.40	\$412,081.78	\$412,081.78	\$841,181.49	\$893,278.37	\$948,185.43	\$263,712.07
ADJ ON SURPLUS / (DEFICIT) for Yr.2012-20	2012-20年盈餘/(赤字) 調整	\$0.00	\$0.00	\$0.00	\$0.00	\$0.00	\$0.00	\$386,850.08	\$0.00	\$0.00	\$0.00	\$386,850.08
ACCUM.SURPLUS / (DEFICIT) C/F	累積盈餘(赤字)	<u>\$322,900.01</u>	<u>\$246,723.74</u>	<u>\$317,951.75</u>	<u>\$361,919.40</u>	<u>\$412,081.78</u>	<u>\$454,331.41</u>	<u>\$841,181.49</u>	<u>\$893,278.37</u>	<u>\$948,185.43</u>	<u>\$964,612.50</u>	<u>\$964,612.50</u>

備註：2021年6月份財務收支報告已就2012年9月至2016年5月會計師事務所入賬誤差作出調整及包括2012年至2014年之核數調整



T.L.60
HONG KONG GARDENS
COMMON AREA (ESTATE), BLK(1 - 28) & C.P.(A, B, C & D)
STATEMENT OF COMPREHENSIVE INCOME
(FORMERLY KNOWN AS INCOME & EXPENDITURE ACCOUNT)

豪景花園
全苑, 第1-28座, 車場A-D
收支報告表

		Jan-21 (一月)	Feb-21 (二月)	Mar-21 (三月)	Apr-21 (四月)	May-21 (五月)	Jun-21 (before adj)	Jun-21 (六月)	Jul-21 (七月)	Aug-21 (八月)	Sep-21 (九月)	1-9/2021 TOTAL總計
INCOME:	收入											
MANAGEMENT FEE RECEIVED	管理費收入	\$4,894,433.00	\$4,894,433.00	\$4,894,433.00	\$4,894,433.00	\$4,894,433.00	\$4,894,433.00	\$4,894,433.00	\$4,894,433.00	\$4,894,433.00	\$4,894,433.00	\$44,049,897.00
LESS: SINKING FUND	減:儲備基金	(\$244,721.65)	(\$244,721.65)	(\$244,721.65)	(\$244,721.65)	(\$244,721.65)	(\$244,721.65)	(\$244,721.65)	(\$244,721.65)	(\$244,721.65)	(\$244,721.65)	(\$2,202,494.85)
TENNIS & SQUASH COURT INCOME	網球、壁球場收入	\$0.00	\$1,860.00	\$15,895.00	\$16,000.00	\$18,530.00	\$14,960.00	\$14,960.00	\$19,265.00	\$22,080.00	\$20,365.00	\$128,955.00
SWIMMING POOL INCOME	泳池收入	(\$30.00)	\$0.00	\$0.00	\$0.00	\$27,146.00	\$44,723.00	\$44,723.00	\$48,645.00	\$28,212.00	\$16,589.00	\$165,285.00
TELECOM STATION INCOME	電話台收入	\$15,000.00	\$15,000.00	\$15,000.00	\$15,000.00	\$15,000.00	\$15,000.00	\$15,000.00	\$15,000.00	\$15,000.00	\$15,000.00	\$135,000.00
LESS: PROPERTY TAX OF TELECOM	減: 電訊物業稅	\$0.00	\$0.00	\$0.00	\$0.00	\$0.00	\$0.00	\$0.00	\$0.00	\$0.00	\$0.00	(\$6,600.00)
INSURANCE AND OTHER COMPENSATION	保險及其他賠償	\$3,000.00	\$46,790.00	\$0.00	\$38,000.00	\$1,070.00	\$0.00	\$0.00	\$500.00	\$7,785.00	\$10,767.18	\$107,912.18
BANK INTEREST RECEIVED	銀行利息收入	\$0.00	\$357.05	\$830.50	\$499.63	\$566.61	\$602.10	\$602.10	\$675.85	\$720.07	\$549.99	\$4,801.80
INTEREST RECEIVED	利息收入	\$0.00	\$0.00	\$0.00	\$0.00	\$0.00	\$0.00	\$0.00	\$0.00	\$0.00	\$0.00	\$0.00
SUNDRY INCOME	什項收入	\$15,115.54	\$831,877.00	\$23,599.95	\$19,782.90	\$23,007.40	\$21,084.90	\$21,084.90	\$28,014.40	\$26,479.45	\$24,163.45	\$1,013,124.99
		\$4,682,796.89	\$5,545,595.40	\$4,705,036.80	\$4,738,993.88	\$4,735,031.36	\$4,746,081.35	\$4,746,081.35	\$4,761,811.60	\$4,749,987.87	\$4,730,545.97	\$43,395,881.12
AUDITORS REMUNERATION	核數費	\$0.00	\$0.00	\$0.00	\$0.00	\$0.00	\$0.00	\$0.00	\$0.00	\$0.00	\$0.00	\$0.00
BANK CHARGES	銀行費用	\$4,199.10	\$4,078.40	\$4,750.80	\$4,629.50	\$4,810.20	\$5,064.40	\$5,064.40	\$6,759.90	\$7,542.70	\$4,912.90	\$46,747.90
CARPARK EQUIPMENT	車場設備	\$0.00	\$8,185.00	\$0.00	\$350.00	\$4,785.95	\$4,151.49	\$4,151.49	\$340.00	\$1,644.85	\$0.00	\$19,457.29
COMMITTEE'S EXPENSES	業主會開支費用	\$0.00	\$0.00	\$0.00	\$0.00	\$0.00	\$21,521.00	\$21,521.00	\$52,112.20	\$0.00	\$0.00	\$73,633.20
GOVERNMENT RENT/RATES	地租/差餉	\$900.00	\$0.00	\$0.00	\$900.00	\$0.00	\$0.00	\$0.00	\$900.00	\$0.00	\$0.00	\$2,700.00
CLEANING EXPENSES	清潔費	\$678,883.00	\$674,851.00	\$678,883.00	\$683,756.55	\$691,206.96	\$677,875.00	\$677,875.00	\$690,233.00	\$698,178.01	\$677,875.00	\$6,151,741.52
DEBRIS REMOVAL CHG.	清泥頭費	\$0.00	\$0.00	\$0.00	\$0.00	\$0.00	\$0.00	\$0.00	\$0.00	\$0.00	\$0.00	\$12,000.00
ELECTRICITY	電費	\$269,860.25	\$307,273.77	\$253,527.25	\$294,186.76	\$290,786.25	\$358,023.76	\$358,023.76	\$333,954.25	\$333,184.25	\$361,833.76	\$2,800,630.30
FESTIVAL DECORATION EXPENSES	節日裝飾	\$328.00	\$120.00	\$18,675.00	\$0.00	\$0.00	\$0.00	\$0.00	\$0.00	\$0.00	\$380.00	\$19,503.00
FURNITURE, FIXTURES & EQUIPMENT DEPRECIATION	屋苑設備折舊	\$0.00	\$0.00	\$0.00	\$0.00	\$0.00	\$0.00	\$0.00	\$0.00	\$0.00	\$0.00	\$0.00
GARDENING EXPENSES	園藝種植	\$8,499.00	\$13,088.00	\$14,458.60	\$27,592.00	\$19,494.00	\$13,959.00	\$13,959.00	\$68,983.00	\$18,633.00	\$15,104.00	\$199,810.60
INSURANCE	保險費	\$0.00	\$0.00	\$0.00	\$0.00	\$192.47	\$0.00	\$0.00	\$0.00	\$836,338.78	\$1,108.85	\$837,640.10
LEGAL FEE	訴訟費	\$1,106.00	\$1,104.00	\$1,104.00	\$1,954.00	\$1,104.00	\$1,104.00	\$1,104.00	\$1,104.00	\$1,104.00	\$1,104.00	\$10,788.00
MAINTENANCE, REPAIR & INSTALLATION	保養維修											
CONCRETE AND SCAFFOLDING	外牆維修及搭棚	\$0.00	\$2,300.00	\$32,305.00	\$39,402.00	\$67,450.00	\$71,385.00	\$71,385.00	\$162,630.00	\$85,708.00	\$338,708.00	\$799,888.00
DRAINAGE, ELECTRICALS & PUMPS	水電保養維修	\$58,953.08	\$135,971.90	\$103,918.90	\$129,764.39	\$52,928.70	\$104,382.69	\$104,382.69	\$86,450.07	\$415,439.00	\$130,171.50	\$1,217,980.23
SECURITY SYSTEM / SMATV SYM	保安系統/衛星電視	\$91,185.00	\$24,420.00	\$16,140.00	\$61,654.00	\$73,840.00	\$14,299.00	\$14,299.00	\$34,650.00	\$20,689.00	\$67,740.00	\$404,617.00
FIRE FIGHTING SYSTEM	消防保養	\$4,465.00	\$0.00	\$0.00	\$7,965.00	\$57,900.00	\$206,950.00	\$206,950.00	\$134,165.00	\$102,180.00	\$286,740.00	\$800,365.00
LIFTS	升降機	\$213,790.00	\$213,790.00	\$218,430.00	\$251,790.00	\$260,590.00	\$217,560.00	\$217,560.00	\$213,790.00	\$220,290.00	\$226,590.00	\$2,036,620.00
SWIMMING POOL EXPENSES	泳池費	\$7,500.00	\$0.00	\$0.00	\$0.00	\$48,790.00	\$72,978.00	\$72,978.00	\$85,390.00	\$77,096.00	\$73,468.00	\$365,222.00
MANAGER'S REMUNERATION 4%	管理酬金 4%	\$165,931.41	\$182,710.77	\$165,922.11	\$173,731.96	\$177,195.90	\$196,762.01	\$196,762.01	\$189,031.58	\$224,676.80	\$207,591.15	\$1,683,553.69
MAINTENANCE FUND 11%	維修基金 11%	\$243,513.39	\$248,526.21	\$244,783.50	\$260,471.63	\$261,554.20	\$269,832.87	\$269,832.87	\$282,149.22	\$301,288.10	\$330,915.55	\$2,443,034.67
PEST CONTROL	殺蟲滅鼠	\$12,290.00	\$12,290.00	\$12,570.00	\$12,290.00	\$17,390.00	\$13,130.00	\$13,130.00	\$23,713.75	\$14,890.00	\$17,790.00	\$136,353.75
PRINTING AND STATIONERY	印刷及廣告費	\$4,066.46	\$8,533.79	\$4,677.44	\$4,485.45	\$9,018.78	\$5,319.73	\$5,319.73	\$9,986.41	\$9,402.39	\$7,263.64	\$62,754.09
RENTAL EXPENSES	管理處租金	\$41,904.00	\$41,904.00	\$41,904.00	\$41,904.00	\$41,904.00	\$41,904.00	\$41,904.00	\$41,904.00	\$41,904.00	\$41,904.00	\$377,136.00
SECURITY GUARD SERVICE CHARGES	保安費	\$2,053,271.00	\$2,098,271.00	\$2,051,787.80	\$2,053,271.00	\$2,051,079.80	\$2,053,271.00	\$2,053,271.00	\$2,053,271.00	\$2,056,337.00	\$2,056,337.00	\$18,526,896.60
SUNDRY EXPENSES	什項支出	\$31,043.70	\$26,827.70	\$26,709.95	\$50,987.25	\$69,763.61	\$41,147.56	\$41,147.56	\$58,569.64	\$56,575.05	\$63,439.68	\$425,064.14
TELEPHONE	電話費	\$11,505.00	\$11,506.00	\$11,504.00	\$11,505.00	\$11,631.00	\$11,928.00	\$11,928.00	\$11,474.00	\$12,331.00	\$11,485.00	\$104,869.00
UNIFORM	制服費	\$84.00	\$244.00	\$0.00	\$4,744.60	\$0.00	\$0.00	\$0.00	\$0.00	\$180.00	\$0.00	\$24,206.60
WAGES/SALARIES	薪金	\$624,501.86	\$626,020.05	\$628,219.93	\$627,172.04	\$628,072.07	\$637,978.58	\$637,978.58	\$628,551.43	\$575,413.92	\$742,821.32	\$5,718,751.20
MANDATORY PROVIDENT FUND	強積金	\$29,949.96	\$28,556.51	\$28,488.31	\$27,827.08	\$27,160.59	\$27,218.78	\$27,218.78	\$26,858.30	\$27,416.55	\$32,047.74	\$255,523.82
WATER FEE	水費	\$0.00	\$328,434.50	\$0.00	\$5,168.40	\$0.00	\$319,900.20	\$319,900.20	\$0.00	\$4,443.90	\$0.00	\$657,947.00
TOTAL EXPENSES	總支出	\$4,557,729.21	\$4,999,006.60	\$4,558,759.59	\$4,777,502.61	\$4,868,648.48	\$5,385,646.07	\$5,385,646.07	\$5,196,970.75	\$6,142,886.30	\$5,728,285.09	\$46,215,434.70
SURPLUS / (DEFICIT) FOR THE PERIOD	本期盈餘(赤字)	\$125,067.68	\$546,588.80	\$146,277.21	(\$38,508.73)	(\$133,617.12)	(\$639,564.72)	(\$639,564.72)	(\$435,159.15)	(\$1,392,898.43)	(\$997,739.12)	(\$2,819,553.58)
APPORTIONMENT OF GARDEN EXPENSES TO COM.COMPLEX & FIRST OWNER	屋苑公眾位置費用分配給商場及大業主	\$62,137.06	\$72,693.71	\$61,026.29	\$62,889.80	\$64,323.41	\$77,362.21	\$77,362.21	\$66,989.53	\$90,904.92	\$68,693.56	\$627,020.49
SURPLUS / (DEFICIT) B/F	承上結存	\$6,529,654.20	\$6,716,858.94	\$7,336,141.45	\$7,543,444.95	\$7,567,826.02	\$7,498,532.31	\$7,498,532.31	\$7,512,528.60	\$7,144,358.98	\$5,842,365.47	\$6,529,654.20
ADJ ON SURPLUS / (DEFICIT) for Yr.2012-20	2012-20年盈餘(赤字)調整	\$0.00	\$0.00	\$0.00	\$0.00	\$0.00	\$0.00	\$0.00	\$0.00	\$0.00	\$0.00	\$576,198.80
ACCUM.SURPLUS / (DEFICIT) C/F	累積盈餘(赤字)	\$6,716,858.94	\$7,336,141.45	\$7,543,444.95	\$7,567,826.02	\$7,498,532.31	\$6,936,329.80	\$7,512,528.60	\$7,144,358.98	\$5,842,365.47	\$4,913,319.91	\$4,913,319.91



T.L.60
HONG KONG GARDENS - ESTATE
SUPPLEMENTARY NOTES

豪景花園- 全苑
備註

Sep-2021

1. Fire Fighting System	消防保養	2020年消防年檢執修工程		\$10,759.00
2. Uniform & Laundry	制服費用	購買制服-管理處,維修部及園藝部員工		\$18,954.00

Aug-2021

1. Insurance	保險費	1/1/2021-31/12/2021 保險費 27/4/2021-26/4/2022 法團委員管理責任保險	\$810,312.78 \$26,026.00	\$836,338.78
2. Fire Fighting System	消防保養	位於5座全苑消防總泵房2號水泵系統執修工程 位於5座街龍頭總泵房消防系統執修工程	\$14,500.00 \$45,000.00	\$59,500.00
3. Sundry Expenses	什項支出	草擬合約,中華電力有限公司"可再氏能源上網電價"申請人豪景花園協議 其他	\$15,000.00 \$13,490.05	\$28,490.05

Jul-2021

1. Sundry Expenses	什項支出	保安公司第十年牌照年費 購買淨化空氣機2部(維修及保安用)及其他	\$14,650.00 \$21,445.64	\$36,095.64
2. Gardening Exp	園藝種植	全苑修樹及移除枯樹工程 額外清潔員服務(花王代工)及其他	\$49,800.00 \$19,183.00	\$68,983.00
3. Swimming Pool Expenses	泳池費	泳池保養費及救生員服務費 10/9/21-9/9/22 A,B及心型泳池牌照費 其他	\$72,700.00 \$10,140.00 \$2,550.00	\$85,390.00
4. Committee's Exp	業主會開支費用	點票服務,影印,郵費,照明,帳篷4個等.....材料費用		\$52,112.20

Jun-2021

1. Fire Fighting System	消防保養	藍閘地底消防閘擊及消防喉管喉管維修工程 2021年遊樂會及公眾地方消防年檢服務	\$92,680.00 \$2,500.00	\$95,180.00
2. Sundry Expenses	什項支出	中國平安 -保險墊底費,21/12/20 3座路邊塌樹壓倒車輛 其他	\$10,000.00 \$15,987.66	\$25,987.66
3. Committee's Exp	業主會開支費用	五金物料: 帆布,喉通,木板,膠紙,鐵線,支架等.....業主大會檔雨棚及佈置物料		\$21,521.00

May-2021

1. Swimming Pool Expenses	泳池費	心型泳池供水喉生銹漏水用五金材料及B泳池及心池泵房系統維修 泳池保養費及救生員服務費	\$16,490.00 \$32,300.00	\$48,790.00
2. Security System	保安系統	頭閘入口更換損壞閘機 15座外圍加裝CCTV鏡頭2套 安裝車牌識別系統(電腦1部,顯示器及入口鏡頭1個)	\$18,000.00 \$8,150.00 \$26,000.00	\$52,150.00
3. Sundry Expenses	什項支出	購買淨化空氣機6部(遊樂會4部,健身室1部及管理處1部用) 其他	\$20,280.00 \$19,340.33	\$39,620.33

Apr-2021

1. Gardening Exp	園藝種植	租借夾車清理枯枝 園藝部購買安全設備 額外清潔員服務(花王代工)	\$12,000.00 \$2,488.00 \$13,104.00	\$27,592.00
2. Drainage, Electricals & Pumps	水電保養維修	五金物料: 維修部及水電部購買電鑽, 鋁梯 其他	\$23,880.00 \$15,362.89	\$39,242.89
3. Security System	保安系統	D車場與25-28座後巷之間外圍加裝CCTV鏡頭3個工程 25座外圍加CCTV鏡頭工程	\$12,150.00 \$12,475.00	\$24,625.00

Mar-2021

1. Drainage, Electricals & Pumps	水電保養維修	第7,8座後山斜坡維修鐵絲網圍欄 其他	\$18,000.00 \$11,815.90	\$29,815.90
----------------------------------	--------	------------------------	----------------------------	-------------

Feb-2021

1. Insurance and Other Compensation	保險及其他賠償收入	賠償12/11/2020撞毀B車場B梯對面消防水龍頭 僱員補償: Tang. Y. W工傷日期20/7/18及其他2單賠償	\$41,000.00 \$2,790.00	\$43,790.00
2. Drainage, Electricals & Pumps	水電保養維修	B車場外斜路位更換損壞消防水龍頭工程 其他	\$41,000.00 \$9,229.00	\$50,229.00
3. Security Guard Service Charges	保安費	2月份保安費用 冬防及新年臨時增加保安費用	\$782,560.00 \$45,000.00	\$827,560.00

Jan-2021

1. Drainage, Electricals & Pumps	水電保養維修	圍欄, 安裝於樂悠種植區外圍及22-24座地下外圍 做鎖車架箱之膠板及五金物料 其他	\$8,757.24 \$16,742.00 \$11,360.98	\$36,860.22
2. Gardening Expenses	園藝種植	由於園藝部人手不足, 需要聘請花王代工, 以服務日數計算, 費用大約\$10,000至\$14,000		



T.L.60
HONG KONG GARDENS - BLOCK 1
SUPPLEMENTARY NOTES

豪景花園第一座
備註

Sep-2021

1. Expenditure by Maintenance Fund	動用維修基金	1,6,15座A幢及FG網球場對出行人路挖掘火竈位置,更換及還原閘制連喉管		\$7,204.97
------------------------------------	--------	---------------------------------------	--	------------

Aug-2021

1. Drainage, Electricals & Pumps	水電保養維修	2021年公眾固定電力裝置定期檢查及維修	\$9,880.00	
		其他	\$6,042.00	\$15,922.00

May-2021

1. Lifts	升降機	升降機額外特定保養,完工日期:29/3/21	\$7,200.00	
		2021年5月份升降機保養費	\$5,700.00	\$12,900.00

Feb-2021

1. Sundry Income	什項收入	管理公司全數回撥政府資助第二期保就業抗疫基金予豪景花園		\$22,596.00
------------------	------	-----------------------------	--	-------------



T.L.60
HONG KONG GARDENS - BLOCK 2
SUPPLEMENTARY NOTES

豪景花園第二座
備註

Sep-2021

1. Expenditure by Maintenance Fund	動用維修基金	1,6,15座A幢及FG網球場對出行人路挖掘火蓋位置,更換及還原閘制連喉管		\$7,204.97
------------------------------------	--------	---------------------------------------	--	------------

Aug-2021

1. Drainage, Electricals & Pumps	水電保養維修	2021年公眾固定電力裝置定期檢查及維修	\$9,880.00	
		其他	\$1,423.00	\$11,303.00

May-2021

1. Lifts	升降機	升降機額外特定保養, 完工日期:29/3/21	\$7,200.00	
		2021年5月份升降機保養費	\$5,700.00	\$12,900.00

Feb-2021

1. Sundry Income	什項收入	管理公司全數回撥政府資助第二期保就業抗疫基金予豪景花園		\$22,596.00
------------------	------	-----------------------------	--	-------------



T.L.60
HONG KONG GARDENS - BLOCK 3
SUPPLEMENTARY NOTES

豪景花園第三座
備註

Sep-2021

1. Expenditure by Maintenance Fund	動用維修基金	1,6,15座A幢及FG網球場對出行人路挖掘火警位置,更換及還原閘制連喉管		\$7,024.85
------------------------------------	--------	---------------------------------------	--	------------

Aug-2021

1. Drainage, Electricals & Pumps	水電保養維修	2021年公眾固定電力裝置定期檢查及維修	\$9,880.00	
		其他	\$1,423.00	\$11,303.00

May-2021

1. Lifts	升降機	升降機額外特定保養, 完工日期:29/3/21	\$7,200.00	
		2021年5月份升降機保養費	\$5,700.00	\$12,900.00

Feb-2021

1. Sundry Income	什項收入	管理公司全數回撥政府資助第二期保就業抗疫基金予豪景花園		\$22,031.00
------------------	------	-----------------------------	--	-------------



T.L.60
HONG KONG GARDENS - BLOCK 4
SUPPLEMENTARY NOTES

豪景花園第四座
備註

Sep-2021

1. Expenditure by Maintenance Fund	動用維修基金	1,6,15座A幢及FG網球場對出行人路挖掘火蓋位置,更換及還原閘制連喉管		\$7,024.85
2. Fire Fighting System	消防保養	2020年消防年檢執修工程		\$12,514.00

Aug-2021

1. Drainage, Electricals & Pumps	水電保養維修	2021年公眾固定電力裝置定期檢查及維修	\$9,880.00	
		其他	\$1,380.00	\$11,260.00

May-2021

1. Lifts	升降機	升降機額外特定保養, 完工日期:29/3/21	\$7,200.00	
		2021年5月份升降機保養費	\$5,700.00	\$12,900.00

Feb-2021

1. Sundry Income	什項收入	管理公司全數回撥政府資助第二期保就業抗疫基金予豪景花園		\$22,031.00
------------------	------	-----------------------------	--	-------------



T.L.60
HONG KONG GARDENS - BLOCK 5
SUPPLEMENTARY NOTES

豪景花園第五座
備註

Sep-2021

1. Expenditure by Maintenance Fund	動用維修基金	1,6,15座A幢及FG網球場對出行人路挖掘火竈位置,更換及還原圍制連喉管		\$8,806.08
------------------------------------	--------	---------------------------------------	--	------------

Aug-2021

1. Drainage, Electricals & Pumps	水電保養維修	2021年公眾固定電力裝置定期檢查及維修	\$9,880.00	
		其他	\$2,126.00	\$12,006.00

Jun-2021

1. Fire Fighting System	消防保養	5座地底消防閘掣及消防喉管維修工程	\$23,260.00	
		2021年第5座消防年檢服務	\$700.00	\$23,960.00

May-2021

1. Lifts	升降機	升降機額外特定保養, 完工日期:29/3/21	\$7,200.00	
		2021年5月份升降機保養費	\$5,700.00	\$12,900.00

Feb-2021

1. Sundry Income	什項收入	管理公司全數回撥政府資助第二期保就業抗疫基金予豪景花園		\$27,617.00
------------------	------	-----------------------------	--	-------------



T.L.60
HONG KONG GARDENS - BLOCK 6
SUPPLEMENTARY NOTES

豪景花園第六座
備註

Sep-2021

1. Expenditure by Maintenance Fund	動用維修基金	1,6,15座A幢及FG網球場對出行人路挖掘火蓋位置,更換及還原閘制連喉管		\$8,806.08
------------------------------------	--------	---------------------------------------	--	------------

Aug-2021

1. Drainage, Electricals & Pumps	水電保養維修	2021年公眾固定電力裝置定期檢查及維修	\$9,880.00	
		其他	\$1,904.00	\$11,784.00

Jul-2021

1. Fire Fighting System	消防保養	6座消防設備執修工程		\$29,500.00
-------------------------	------	------------	--	-------------

Jun-2021

1. Drainage, Electricals & Pumps	水電保養維修	6座地底沖廁喉管維修工程	\$19,010.00	
		其他	\$352.00	\$19,362.00

2. Fire Fighting System	消防保養	6座地底消防閘掣及消防喉管維修工程	\$28,510.00	
		2021年第6座消防年檢服務	\$700.00	\$29,210.00

May-2021

1. Lifts	升降機	升降機額外特定保養, 完工日期:29/3/21	\$7,200.00	
		2021年5月份升降機保養費	\$5,700.00	\$12,900.00

Apr-2021

1. Sundry Expenses	什項支出	保險墊底費,14/9/20 06G06外牆滲水損壞睡房地板	\$10,000.00	
		4/2021 garbage bag	\$932.80	\$10,932.80

Feb-2021

1. Sundry Income	什項收入	管理公司全數回撥政府資助第二期保就業抗疫基金予豪景花園		\$27,617.00
------------------	------	-----------------------------	--	-------------



T.L.60
HONG KONG GARDENS - BLOCK 7
SUPPLEMENTARY NOTES

豪景花園第七座
備註

Sep-2021

1. Expenditure by Maintenance Fund	動用維修基金	1,6,15座A幢及FG網球場對出行人路挖掘火躉位置,更換及還原閘制連喉管		\$11,888.21
------------------------------------	--------	---------------------------------------	--	-------------

Aug-2021

1. Drainage, Electricals & Pumps	水電保養維修	2021年公眾固定電力裝置定期檢查及維修	\$9,880.00	
		其他	<u>\$2,055.00</u>	\$11,935.00

Feb-2021

1. Sundry Income	什項收入	管理公司全數回撥政府資助第二期保就業抗疫基金予豪景花園		\$37,283.00
------------------	------	-----------------------------	--	-------------



T.L.60
HONG KONG GARDENS - BLOCK 8
SUPPLEMENTARY NOTES

豪景花園第八座
備註

Sep-2021

1. Expenditure by Maintenance Fund	動用維修基金	1,6,15座A幢及FG網球場對出行人路挖掘火蓋位置,更換及還原閘制連喉管		\$11,888.21
------------------------------------	--------	---------------------------------------	--	-------------

Aug-2021

1. Drainage, Electricals & Pumps	水電保養維修	2021年公眾固定電力裝置定期檢查及維修	\$9,880.00	
		其他	\$1,883.00	\$11,763.00

Feb-2021

1. Sundry Income	什項收入	管理公司全數回撥政府資助第二期保就業抗疫基金予豪景花園		\$37,283.00
------------------	------	-----------------------------	--	-------------



T.L.60
HONG KONG GARDENS - BLOCK 9
SUPPLEMENTARY NOTES

豪景花園第九座
備註

Sep-2021

1. Expenditure by Maintenance Fund	動用維修基金	1,6,15座A幢及FG網球場對出行人路挖掘火蓋位置,更換及還原閘制連喉管		\$11,888.21
2. Fire Fighting System	消防保養	2020年消防年檢執修工程		\$29,409.00

Aug-2021

1. Drainage, Electricals & Pumps	水電保養維修	2021年公眾固定電力裝置定期檢查及維修	\$9,880.00	
		其他	\$1,998.50	\$11,878.50

Mar-2021

1. Drainage, Electricals & Pumps	水電保養維修	更換9座地下損壞2號食水三相上水泵(高福CR15-08)	\$19,000.00	
		其他	\$116.00	\$19,116.00

Feb-2021

1. Sundry Income	什項收入	管理公司全數回撥政府資助第二期保就業抗疫基金予豪景花園		\$37,283.00
------------------	------	-----------------------------	--	-------------



T.L.60
HONG KONG GARDENS - BLOCK 10
SUPPLEMENTARY NOTES

豪景花園第十座
備註

Sep-2021

1. Expenditure by Maintenance Fund	動用維修基金	1,6,15座A幢及FG網球場對出行人路挖掘火躉位置,更換及還原閘制連喉管		\$11,888.21
------------------------------------	--------	---------------------------------------	--	-------------

Aug-2021

1. Drainage, Electricals & Pumps	水電保養維修	2021年公眾固定電力裝置定期檢查及維修	\$9,880.00	
		其他	\$1,855.00	\$11,735.00

Feb-2021

1. Sundry Income	什項收入	管理公司全數回撥政府資助第二期保就業抗疫基金予豪景花園		\$37,283.00
------------------	------	-----------------------------	--	-------------



T.L.60
HONG KONG GARDENS - BLOCK 11
SUPPLEMENTARY NOTES

豪景花園第十一座
備註

Sep-2021

1. Expenditure by Maintenance Fund	動用維修基金	1,6,15座A幢及FG網球場對出行人路挖掘火壘位置,更換及還原閘制連喉管		\$11,888.21
2. Lifts	升降機	11座10號升降槽井底更換機身及鉤緩衝器之軟喉連三芯線 2021年9月份升降機保養費	\$12,800.00 \$8,200.00	\$21,000.00

Aug-2021

1. Drainage, Electricals & Pumps	水電保養維修	2021年公眾固定電力裝置定期檢查及維修 其他	\$9,880.00 \$1,883.00	\$11,763.00
----------------------------------	--------	----------------------------	--------------------------	-------------

Feb-2021

1. Sundry Income	什項收入	管理公司全數回撥政府資助第二期保就業抗疫基金予豪景花園		\$37,283.00
------------------	------	-----------------------------	--	-------------



T.L.60
HONG KONG GARDENS - BLOCK 12
SUPPLEMENTARY NOTES

豪景花園 第十二座
備註

Sep-2021

1. Expenditure by Maintenance Fund	動用維修基金	1,6,15座A幢及FG網球場對出行人路挖掘火躉位置,更換及還原閘制連喉管		\$11,888.21
2. Drainage, Electricals & Pumps	水電保養維修	12座地下泵房更換老化2號食水上水泵(高福10匹)	\$20,800.00	
		其他	\$878.00	\$21,678.00

Aug-2021

1. Drainage, Electricals & Pumps	水電保養維修	2021年公眾固定電力裝置定期檢查及維修	\$9,880.00	
		其他	\$2,076.00	\$11,956.00

Feb-2021

1. Sundry Income	什項收入	管理公司全數回撥政府資助第二期保就業抗疫基金予豪景花園		\$37,283.00
------------------	------	-----------------------------	--	-------------



T.L.60
HONG KONG GARDENS - BLOCK 13
SUPPLEMENTARY NOTES

豪景花園 第十三座
備註

Sep-2021

1. Expenditure by Maintenance Fund	動用維修基金	1,6,15座A幢及FG網球場對出行人路挖掘火壘位置,更換及還原閘制連喉管		\$5,043.47
------------------------------------	--------	---------------------------------------	--	------------

Aug-2021

1. Drainage, Electricals & Pumps	水電保養維修	2021年公眾固定電力裝置定期檢查及維修	\$9,880.00	
		其他	<u>\$7,272.00</u>	\$17,152.00

Feb-2021

1. Sundry Income	什項收入	管理公司全數回撥政府資助第二期保就業抗疫基金予豪景花園		\$15,817.00
------------------	------	-----------------------------	--	-------------



T.L.60
HONG KONG GARDENS - BLOCK 14
SUPPLEMENTARY NOTES

豪景花園 第十四座
備註

Sep-2021

1. Expenditure by Maintenance Fund	動用維修基金	1,6,15座A幢及FG網球場對出行人路挖掘火躉位置,更換及還原閘制連喉管		\$5,043.47
2. Fire Fighting System	消防保養	2020年消防年檢執修工程		\$32,760.00

Aug-2021

1. Drainage, Electricals & Pumps	水電保養維修	2021年公眾固定電力裝置定期檢查及維修	\$9,880.00	
		其他	\$1,930.00	\$11,810.00

Feb-2021

1. Sundry Income	什項收入	管理公司全數回撥政府資助第二期保就業抗疫基金予豪景花園		\$15,817.00
------------------	------	-----------------------------	--	-------------



T.L.60
HONG KONG GARDENS - BLOCK 15
SUPPLEMENTARY NOTES

豪景花園 第十五座
備註

Sep-2021

1. Expenditure by Maintenance Fund	動用維修基金	1,6,15座A幢及FG網球場對出行人路挖掘火躉位置,更換及還原閘制連喉管		\$4,923.40
------------------------------------	--------	---------------------------------------	--	------------

Aug-2021

1. Drainage, Electricals & Pumps	水電保養維修	2021年公眾固定電力裝置定期檢查及維修	\$9,880.00	
		其他	\$4,857.00	\$14,737.00

May-2021

1. Security System / SMATV System	保安系統/衛星電視	回收16分割,更換32分割 #INV21037031 26/3/21 (P0421-061)	\$7,800.00	
		2021年5月份公共天線系統保養服務	\$280.00	\$8,080.00

Feb-2021

1. Sundry Income	什項收入	管理公司全數回撥政府資助第二期保就業抗疫基金予豪景花園		\$15,440.00
------------------	------	-----------------------------	--	-------------



T.L.60
HONG KONG GARDENS - BLOCK 16
SUPPLEMENTARY NOTES

豪景花園 第十六座
備註

Sep-2021

1. Expenditure by Maintenance Fund	動用維修基金	1,6,15座A幢及FG網球場對出行人路挖掘火躉位置,更換及還原閘制連喉管	\$9,866.81
------------------------------------	--------	---------------------------------------	------------

Aug-2021

1. Drainage, Electricals & Pumps	水電保養維修	2021年公眾固定電力裝置定期檢查及維修	\$9,880.00
		其他	\$2,310.00
			\$12,190.00

Feb-2021

1. Sundry Income	什項收入	管理公司全數回撥政府資助第二期保就業抗疫基金予豪景花園	\$30,944.00
------------------	------	-----------------------------	-------------



T.L.60				
HONG KONG GARDENS - BLOCK 17	豪景花園 第十七座			
SUPPLEMENTARY NOTES	備註			
<u>Sep-2021</u>				
1. Expenditure by Maintenance Fund	動用維修基金	1,6,15座A幢及FG網球場對出行人路挖掘火蓋位置,更換及還原閘制連喉管		\$9,866.81
1 Drainage, Electricals & Pumps	水電保養維修	17座大堂更換損壞分體冷氣機(珍寶2匹)	\$19,880.00	\$22,731.00
		其他	\$2,851.00	
<u>Aug-2021</u>				
1. Drainage, Electricals & Pumps	水電保養維修	2021年公眾固定電力裝置定期檢查及維修	\$9,880.00	\$11,810.00
		其他	\$1,930.00	
<u>Feb-2021</u>				
1. Sundry Income	什項收入	管理公司全數回撥政府資助第二期保就業抗疫基金予豪景花園		\$30,944.00



T.L.60
HONG KONG GARDENS - BLOCK 18
SUPPLEMENTARY NOTES

豪景花園 第十八座
備註

Sep-2021

1. Expenditure by Maintenance Fund	動用維修基金	1,6,15座A幢及FG網球場對出行人路挖掘火蓋位置,更換及還原閘制連喉管		\$9,866.81
------------------------------------	--------	---------------------------------------	--	------------

Aug-2021

1. Drainage, Electricals & Pumps	水電保養維修	2021年公眾固定電力裝置定期檢查及維修 其他	\$9,880.00 \$1,957.00	\$11,837.00
----------------------------------	--------	----------------------------	--------------------------	-------------

Feb-2021

1. Sundry Income	什項收入	管理公司全數回撥政府資助第二期保就業抗疫基金予豪景花園		\$30,944.00
------------------	------	-----------------------------	--	-------------



T.L.60
HONG KONG GARDENS - BLOCK 19
SUPPLEMENTARY NOTES

豪景花園 第十九座
備註

Sep-2021

1. Expenditure by Maintenance Fund	動用維修基金	1,6,15座A幢及FG網球場對出行人路挖掘火壘位置,更換及還原閘制連喉管		\$9,866.81
------------------------------------	--------	---------------------------------------	--	------------

Aug-2021

1. Drainage, Electricals & Pumps	水電保養維修	2021年公眾固定電力裝置定期檢查及維修 其他	\$9,880.00 \$5,640.00	\$15,520.00
----------------------------------	--------	----------------------------	--------------------------	-------------

Feb-2021

1. Sundry Income	什項收入	管理公司全數回撥政府資助第二期保就業抗疫基金予豪景花園		\$30,944.00
------------------	------	-----------------------------	--	-------------



T.L.60
HONG KONG GARDENS - BLOCK 20
SUPPLEMENTARY NOTES

豪景花園 第二十座
備註

Sep-2021

1. Expenditure by Maintenance Fund	動用維修基金	1,6,15座A幢及FG網球場對出行人路挖掘火躉位置,更換及還原閘制連喉管		\$9,866.81
------------------------------------	--------	---------------------------------------	--	------------

Aug-2021

1. Drainage, Electricals & Pumps	水電保養維修	2021年公眾固定電力裝置定期檢查及維修 其他	\$9,880.00 \$2,159.50	\$12,039.50
----------------------------------	--------	----------------------------	--------------------------	-------------

Feb-2021

1. Sundry Income	什項收入	管理公司全數回撥政府資助第二期保就業抗疫基金予豪景花園		\$30,944.00
------------------	------	-----------------------------	--	-------------



T.L.60
HONG KONG GARDENS - BLOCK 21
SUPPLEMENTARY NOTES

豪景花園 第二十一座
備註

Sep-2021

1. Expenditure by Maintenance Fund	動用維修基金	1,6,15座A幢及FG網球場對出行人路挖掘火蓋位置,更換及還原閘制連喉管		\$9,866.81
------------------------------------	--------	---------------------------------------	--	------------

Aug-2021

1. Drainage, Electricals & Pumps	水電保養維修	2021年公眾固定電力裝置定期檢查及維修	\$9,880.00	
		其他	\$1,945.00	\$11,825.00

Jul-2021

1. Drainage, Electricals & Pumps	水電保養維修	21座10樓水錶房更換喉管工程	\$16,000.00	
		其他	\$383.00	\$16,383.00

Jun-2021

1. Drainage, Electricals & Pumps	水電保養維修	21座9至10樓水錶房更換損壞大喉工程	\$15,500.00	
		其他	\$533.00	\$16,033.00

Feb-2021

1. Sundry Income	什項收入	管理公司全數回撥政府資助第二期保就業抗疫基金予豪景花園		\$30,944.00
------------------	------	-----------------------------	--	-------------



T.L.60
HONG KONG GARDENS - BLOCK 22
SUPPLEMENTARY NOTES

豪景花園 第二十二座
備註

Sep-2021

1. Expenditure by Maintenance Fund	動用維修基金	1,6,15座A幢及FG網球場對出行人路挖掘火躉位置,更換及還原閘制連喉管		\$7,925.47
------------------------------------	--------	---------------------------------------	--	------------

Aug-2021

1. Drainage, Electricals & Pumps	水電保養維修	2021年公眾固定電力裝置定期檢查及維修	\$9,880.00	
		其他	\$1,887.00	\$11,767.00

May-2021

1. Fire Fighting System	消防保養	22座消防設備執修工程,上水喉銹爛漏水		\$35,000.00
-------------------------	------	---------------------	--	-------------

Feb-2021

1. Sundry Income	什項收入	管理公司全數回撥政府資助第二期保就業抗疫基金予豪景花園		\$24,855.00
------------------	------	-----------------------------	--	-------------



T.L.60
HONG KONG GARDENS - BLOCK 23
SUPPLEMENTARY NOTES

豪景花園 第二十三座
備註

Sep-2021

1. Expenditure by Maintenance Fund	動用維修基金	1,6,15座A幢及FG網球場對出行人路挖掘火躉位置,更換及還原閘制連喉管		\$7,565.22
------------------------------------	--------	---------------------------------------	--	------------

Aug-2021

1. Drainage, Electricals & Pumps	水電保養維修	2021年公眾固定電力裝置定期檢查及維修 其他	\$9,880.00 \$1,902.00	\$11,782.00
2. Fire Fighting System	消防保養	23座消防設備執修工程		\$33,000.00

Jun-2021

1. Fire Fighting System	消防保養	23座更換天井損壞消防喉管 2021年第23座消防年檢服務	\$30,000.00 \$700.00	\$30,700.00
-------------------------	------	----------------------------------	-------------------------	-------------

Feb-2021

1. Sundry Income	什項收入	管理公司全數回撥政府資助第二期保就業抗疫基金予豪景花園		\$23,726.00
------------------	------	-----------------------------	--	-------------



T.L.60
HONG KONG GARDENS - BLOCK 24
SUPPLEMENTARY NOTES

豪景花園 第二十四座
備註

Sep-2021

1. Expenditure by Maintenance Fund	動用維修基金	1,6,15座A幢及FG網球場對出行人路挖掘火躉位置,更換及還原閘制連喉管		\$7,204.97
------------------------------------	--------	---------------------------------------	--	------------

Aug-2021

1. Drainage, Electricals & Pumps	水電保養維修	2021年公眾固定電力裝置定期檢查及維修 其他	\$9,880.00 \$1,970.50	\$11,850.50
----------------------------------	--------	----------------------------	--------------------------	-------------

Apr-2021

1. Insurance and Other Compensation	保險及其他賠償	收保險賠償2/12/19 搭棚工人刮花1號升降機玻璃鏡		\$38,000.00
2. Drainage, Electricals & Pumps	水電保養維修	天台更換損壞1號食水1台高福CR10-6加壓泵 4/2021 清洗全苑食水缸(59個)	\$10,900.00 \$920.00	\$11,820.00
3. Lifts	升降機	Replace car rear wall panels for Blk.24 L1, 已收保險賠償 4/2021 升降機保養	\$38,000.00 \$7,740.00	\$45,740.00

Feb-2021

1. Sundry Income	什項收入	管理公司全數回撥政府資助第二期保就業抗疫基金予豪景花園		\$22,596.00
------------------	------	-----------------------------	--	-------------



T.L.60
HONG KONG GARDENS - BLOCK 25
SUPPLEMENTARY NOTES

豪景花園 第二十五座
備註

Sep-2021

1. Expenditure by Maintenance Fund	動用維修基金	1,6,15座A幢及FG網球場對出行人路挖掘火躉位置,更換及還原閘制連喉管		\$7,925.47
------------------------------------	--------	---------------------------------------	--	------------

Aug-2021

1. Drainage, Electricals & Pumps	水電保養維修	2021年公眾固定電力裝置定期檢查及維修 其他	\$9,880.00 <u>\$1,885.00</u>	\$11,765.00
----------------------------------	--------	----------------------------	---------------------------------	-------------

Jul-2021

1. Fire Fighting System	消防保養	25座消防設備執修工程		\$33,000.00
-------------------------	------	-------------	--	-------------

Feb-2021

1. Sundry Income	什項收入	管理公司全數回撥政府資助第二期保就業抗疫基金予豪景花園		\$24,855.00
------------------	------	-----------------------------	--	-------------



T.L.60
HONG KONG GARDENS - BLOCK 26
SUPPLEMENTARY NOTES

豪景花園 第二十六座
備註

Sep-2021

1. Expenditure by Maintenance Fund	動用維修基金	1,6,15座A幢及FG網球場對出行人路挖掘火躉位置,更換及還原閘制連喉管		\$7,565.22
------------------------------------	--------	---------------------------------------	--	------------

Aug-2021

1. Drainage, Electricals & Pumps	水電保養維修	2021年公眾固定電力裝置定期檢查及維修	\$9,880.00	
		26座大堂更換及安裝2匹樂信變頻分體冷氣機	\$13,500.00	
		其他	\$2,036.00	\$25,416.00

Jul-2021

1. Fire Fighting System	消防保養	26座消防設備執修工程		\$60,900.00
-------------------------	------	-------------	--	-------------

Feb-2021

1. Sundry Income	什項收入	管理公司全數回撥政府資助第二期保就業抗疫基金予豪景花園		\$23,726.00
------------------	------	-----------------------------	--	-------------



T.L.60
HONG KONG GARDENS - BLOCK 27
SUPPLEMENTARY NOTES

豪景花園 第二十七座
備註

Sep-2021

1. Expenditure by Maintenance Fund	動用維修基金	1,6,15座A幢及FG網球場對出行人路挖掘火蓋位置,更換及還原閘制連喉管	\$7,565.22
------------------------------------	--------	---------------------------------------	------------

Feb-2021

1. Sundry Income	什項收入	管理公司全數回撥政府資助第二期保就業抗疫基金予豪景花園	\$23,726.00
------------------	------	-----------------------------	-------------



T.L.60
HONG KONG GARDENS - BLOCK 28
SUPPLEMENTARY NOTES

豪景花園 第二十八座
備註

Sep-2021

1. Expenditure by Maintenance Fund	動用維修基金	1,6,15座A幢及FG網球場對出行人路挖掘火靈位置,更換及遷原閘制連喉管		\$7,204.97
2. Drainage, Electricals & Pumps	水電保養維修	28座大堂更換損壞分體冷氣機(樂聲2匹)-安裝及拆舊機 其他	\$26,000.00 \$1,729.00	\$27,729.00
3. Fire Fighting System	消防保養	2020年消防年檢執修工程		\$11,965.00

Aug-2021

1. Drainage, Electricals & Pumps	水電保養維修	28座正門樓梯階級面更換損壞雲石8塊 其他	\$9,500.00 \$2,930.50	\$12,430.50
----------------------------------	--------	--------------------------	--------------------------	-------------

Feb-2021

1. Sundry Income	什項收入	管理公司全數回撥政府資助第二期保就業抗疫基金予豪景花園		\$22,596.00
------------------	------	-----------------------------	--	-------------



T.L.60
HONG KONG GARDENS - CARPARK A
SUPPLEMENTARY NOTES **豪景花園車場 A**
備註

Sep-2021

1. Expenditure by Maintenance Fund	動用維修基金	1,6,15座A幢及FG網球場對出行人路挖掘火躉位置,更換及還原閘制連喉管		\$3,567.48
2. Fire Fighting System	消防保養	2020年消防年檢執修工程		\$13,671.00

Aug-2021

1. Drainage, Electricals & Pumps	水電保養維修	2021年公眾固定電力裝置定期檢查及維修	\$9,880.00	
		其他	\$948.00	\$10,828.00

Jul-2021

1. Drainage, Electricals & Pumps	水電保養維修	A車場13號升降機更換損壞機廂地板工程	\$12,000.00	
		A車場短路引致升降機重新拉電工程	\$13,250.00	
		A車場更亭折裝損壞3/4匹淨冷窗口機,樂聲牌	\$3,340.00	\$28,590.00

Mar-2021

1. Drainage, Electricals & Pumps	水電保養維修	A車場天台防漏維修五金物料: 防水塗料,朱腸膠,英泥,沙	\$34,058.00	
		其他	\$58.00	\$34,116.00

Feb-2021

1. Sundry Income	什項收入	管理公司全數回撥政府資助第二期保就業抗疫基金予豪景花園		\$11,188.00
------------------	------	-----------------------------	--	-------------



T.L.60
HONG KONG GARDENS - CARPARK B 豪景花園車場 B
SUPPLEMENTARY NOTES 備註

Sep-2021

1. Expenditure by Maintenance Fund	動用維修基金	1,6,15座A幢及FG網球場對出行人路挖掘火躉位置,更換及還原閘制連喉管		\$2,851.98
------------------------------------	--------	---------------------------------------	--	------------

Aug-2021

1. Drainage, Electricals & Pumps	水電保養維修	2021年公眾固定電力裝置定期檢查及維修	\$9,880.00	
		其他	\$1,436.00	\$11,316.00
			<hr/>	

Feb-2021

1. Sundry Income	什項收入	管理公司全數回撥政府資助第二期保就業抗疫基金予豪景花園		\$8,944.00
------------------	------	-----------------------------	--	------------



T.L.60
HONG KONG GARDENS - CARPARK C
SUPPLEMENTARY NOTES

豪景花園車場 C
備註

Sep-2021

1. Expenditure by Maintenance Fund	動用維修基金	1,6,15座A幢及FG網球場對出行人路挖掘火蓋位置,更換及還原閘制連喉管		\$3,257.24
2. Fire Fighting System	消防保養	2020年消防年檢執修工程		\$21,060.00

Aug-2021

1. Drainage, Electricals & Pumps	水電保養維修	2021年公眾固定電力裝置定期檢查及維修	\$9,880.00	
		其他	\$948.00	\$10,828.00

Feb-2021

1. Sundry Income	什項收入	管理公司全數回撥政府資助第二期保就業抗疫基金予豪景花園	\$10,215.00	
		其他	\$800.00	\$11,015.00



T.L.60

HONG KONG GARDENS - CARPARK D
SUPPLEMENTARY NOTES

豪景花園車場 D
備註

Sep-2021

1. Expenditure by Maintenance Fund	動用維修基金	1,6,15座A幢及FG網球場對出行人路挖掘火蓋位置,更換及還原閘制連喉管		\$4,483.10
2. Fire Fighting System	消防保養	2020年消防年檢執修工程		\$19,619.00

Aug-2021

1. Drainage, Electricals & Pumps	水電保養維修	2021年公眾固定電力裝置定期檢查及維修	\$9,880.00	
		其他	\$2,698.00	\$12,578.00

Apr-2021

1. Sundry Expenses	什項支出	保險墊底費,7/7/19 D4021車位天花滴水損壞UW1318車頂	\$10,000.00	
		其他	\$30.00	\$10,030.00

Feb-2021

1. Sundry Income	什項收入	管理公司全數回撥政府資助第二期保就業抗疫基金予豪景花園		\$14,060.00
------------------	------	-----------------------------	--	-------------



T.L.60
H. K. GARDEN - COMMERCIAL COMPLEX 豪景花園 - 商場
SUPPLEMENTARY NOTES 備註

Sep-2021

1. Expenditure by Maintenance Fund	動用維修基金	1,6,15座A幢及FG網球場對出行人路挖掘火壺位置,更換及還原閘制連喉管		\$300.20
------------------------------------	--------	---------------------------------------	--	----------

May-2021

1. Lifts	升降機	商場1,2號電梯安全證書	\$1,100.00	
		商場1號升降機特定保養工作	\$10,500.00	
		商場1,2&號扶手電梯及1號升降機保養	\$23,047.00	\$34,647.00

Feb-2021

1. Sundry Income	什項收入	管理公司全數回撥政府資助第二期保就業抗疫基金予豪景花園	\$941.00	
		其他	\$360.00	\$1,301.00
2. Air Condition System	冷氣系統	商場更換1號損壞水塔摩打	\$21,500.00	
		商場更換天台冷氣水塔1,2號散熱水泵工程	\$36,000.00	
		2月份商場冷氣機及水質保養	\$6,500.00	\$64,000.00
3. Drainage, Electricals & Pumps	水電保養維修	商場公眾走廊天花照明優化及改善工程	\$68,000.00	
		商場地下污水井塞渠,廁所井位吸缸及通渠	\$4,300.00	
		1月份商場清洗食水缸及沖廁缸	\$460.00	\$72,760.00



APPORTIONMENT OF GARDENS EXPENSES 公共費用之分攤			Jan-21 (一月)	Feb-21 (二月)	Mar-21 (三月)	Apr-21 (四月)	May-21 (五月)	Jun-21 (六月)	Jul-21 (七月)	Aug-21 (八月)	Sep-21 (九月)	1-9/2021 TOTAL總計
BLK 1	1440 SHARES	第一座	(\$53,865.23)	(\$63,016.56)	(\$52,902.33)	(\$54,517.76)	(\$55,760.53)	(\$67,063.57)	(\$58,071.72)	(\$78,803.44)	(\$59,548.92)	(\$543,550.06)
BLK 2	1440 SHARES	第二座	(\$53,865.23)	(\$63,016.56)	(\$52,902.33)	(\$54,517.76)	(\$55,760.53)	(\$67,063.57)	(\$58,071.72)	(\$78,803.44)	(\$59,548.92)	(\$543,550.06)
BLK 3	1404 SHARES	第三座	(\$52,518.60)	(\$61,441.14)	(\$51,579.77)	(\$53,154.82)	(\$54,366.51)	(\$65,386.98)	(\$56,619.93)	(\$76,833.35)	(\$58,060.19)	(\$529,961.29)
BLK 4	1404 SHARES	第四座	(\$52,518.60)	(\$61,441.14)	(\$51,579.77)	(\$53,154.82)	(\$54,366.51)	(\$65,386.98)	(\$56,619.93)	(\$76,833.35)	(\$58,060.19)	(\$529,961.29)
BLK 5	1760 SHARES	第五座	(\$65,835.28)	(\$77,020.24)	(\$64,658.41)	(\$66,632.82)	(\$68,151.75)	(\$81,966.59)	(\$70,976.55)	(\$96,315.32)	(\$72,782.01)	(\$664,338.97)
BLK 6	1760 SHARES	第六座	(\$65,835.28)	(\$77,020.24)	(\$64,658.41)	(\$66,632.82)	(\$68,151.75)	(\$81,966.59)	(\$70,976.55)	(\$96,315.32)	(\$72,782.01)	(\$664,338.97)
BLK 7	2376 SHARES	第七座	(\$88,877.63)	(\$103,977.32)	(\$87,288.85)	(\$89,954.31)	(\$92,004.87)	(\$110,654.89)	(\$95,818.34)	(\$130,025.68)	(\$98,255.71)	(\$896,857.60)
BLK 8	2376 SHARES	第八座	(\$88,877.63)	(\$103,977.32)	(\$87,288.85)	(\$89,954.31)	(\$92,004.87)	(\$110,654.89)	(\$95,818.34)	(\$130,025.68)	(\$98,255.71)	(\$896,857.60)
BLK 9	2376 SHARES	第九座	(\$88,877.63)	(\$103,977.32)	(\$87,288.85)	(\$89,954.31)	(\$92,004.87)	(\$110,654.89)	(\$95,818.34)	(\$130,025.68)	(\$98,255.71)	(\$896,857.60)
BLK 10	2376 SHARES	第十座	(\$88,877.63)	(\$103,977.32)	(\$87,288.85)	(\$89,954.31)	(\$92,004.87)	(\$110,654.89)	(\$95,818.34)	(\$130,025.68)	(\$98,255.71)	(\$896,857.60)
BLK 11	2376 SHARES	第十一座	(\$88,877.63)	(\$103,977.32)	(\$87,288.85)	(\$89,954.31)	(\$92,004.87)	(\$110,654.89)	(\$95,818.34)	(\$130,025.68)	(\$98,255.71)	(\$896,857.60)
BLK 12	2376 SHARES	第十二座	(\$88,877.63)	(\$103,977.32)	(\$87,288.85)	(\$89,954.31)	(\$92,004.87)	(\$110,654.89)	(\$95,818.34)	(\$130,025.68)	(\$98,255.71)	(\$896,857.60)
BLK 13	1008 SHARES	第十三座	(\$37,705.66)	(\$44,111.59)	(\$37,031.63)	(\$38,162.43)	(\$39,032.37)	(\$46,944.50)	(\$40,650.21)	(\$55,162.41)	(\$41,684.24)	(\$380,485.04)
BLK 14	1008 SHARES	第十四座	(\$37,705.66)	(\$44,111.59)	(\$37,031.63)	(\$38,162.43)	(\$39,032.37)	(\$46,944.50)	(\$40,650.21)	(\$55,162.41)	(\$41,684.24)	(\$380,485.04)
BLK 15	984 SHARES	第十五座	(\$36,807.91)	(\$43,061.31)	(\$36,149.93)	(\$37,253.81)	(\$38,103.03)	(\$45,826.77)	(\$39,682.34)	(\$53,849.02)	(\$40,691.76)	(\$371,425.88)
BLK 16	1972 SHARES	第十六座	(\$73,765.44)	(\$86,297.67)	(\$72,446.81)	(\$74,659.05)	(\$76,360.94)	(\$91,839.84)	(\$79,526.00)	(\$107,916.93)	(\$81,548.93)	(\$744,361.61)
BLK 17	1972 SHARES	第十七座	(\$73,765.44)	(\$86,297.67)	(\$72,446.81)	(\$74,659.05)	(\$76,360.94)	(\$91,839.84)	(\$79,526.00)	(\$107,916.93)	(\$81,548.93)	(\$744,361.61)
BLK 18	1972 SHARES	第十八座	(\$73,765.44)	(\$86,297.67)	(\$72,446.81)	(\$74,659.05)	(\$76,360.94)	(\$91,839.84)	(\$79,526.00)	(\$107,916.93)	(\$81,548.93)	(\$744,361.61)
BLK 19	1972 SHARES	第十九座	(\$73,765.44)	(\$86,297.67)	(\$72,446.81)	(\$74,659.05)	(\$76,360.94)	(\$91,839.84)	(\$79,526.00)	(\$107,916.93)	(\$81,548.93)	(\$744,361.61)
BLK 20	1972 SHARES	第二十座	(\$73,765.44)	(\$86,297.67)	(\$72,446.81)	(\$74,659.05)	(\$76,360.94)	(\$91,839.84)	(\$79,526.00)	(\$107,916.93)	(\$81,548.93)	(\$744,361.61)
BLK 21	1972 SHARES	第二十一座	(\$73,765.44)	(\$86,297.67)	(\$72,446.81)	(\$74,659.05)	(\$76,360.94)	(\$91,839.84)	(\$79,526.00)	(\$107,916.93)	(\$81,548.93)	(\$744,361.61)
BLK 22	1584 SHARES	第二十二座	(\$59,251.76)	(\$69,318.21)	(\$58,192.57)	(\$59,969.54)	(\$61,336.58)	(\$73,769.93)	(\$63,878.90)	(\$86,683.79)	(\$65,503.81)	(\$597,905.09)
BLK 23	1512 SHARES	第二十三座	(\$56,558.49)	(\$66,167.38)	(\$55,547.45)	(\$57,243.65)	(\$58,548.55)	(\$70,416.75)	(\$60,975.31)	(\$82,743.61)	(\$62,526.36)	(\$570,727.55)
BLK 24	1440 SHARES	第二十四座	(\$53,865.23)	(\$63,016.56)	(\$52,902.33)	(\$54,517.76)	(\$55,760.53)	(\$67,063.57)	(\$58,071.72)	(\$78,803.44)	(\$59,548.92)	(\$543,550.06)
BLK 25	1584 SHARES	第二十五座	(\$59,251.76)	(\$69,318.21)	(\$58,192.57)	(\$59,969.54)	(\$61,336.58)	(\$73,769.93)	(\$63,878.90)	(\$86,683.79)	(\$65,503.81)	(\$597,905.09)
BLK 26	1512 SHARES	第二十六座	(\$56,558.49)	(\$66,167.38)	(\$55,547.45)	(\$57,243.65)	(\$58,548.55)	(\$70,416.75)	(\$60,975.31)	(\$82,743.61)	(\$62,526.36)	(\$570,727.55)
BLK 27	1512 SHARES	第二十七座	(\$56,558.49)	(\$66,167.38)	(\$55,547.45)	(\$57,243.65)	(\$58,548.55)	(\$70,416.75)	(\$60,975.31)	(\$82,743.61)	(\$62,526.36)	(\$570,727.55)
BLK 28	1440 SHARES	第二十八座	(\$53,865.33)	(\$63,016.58)	(\$52,902.32)	(\$54,517.80)	(\$55,760.54)	(\$67,063.59)	(\$58,071.71)	(\$78,803.45)	(\$59,549.00)	(\$543,550.32)
CARPARK A	713 SHARES	車場A	(\$26,670.77)	(\$31,201.95)	(\$26,194.00)	(\$26,993.87)	(\$27,609.21)	(\$33,205.78)	(\$28,753.57)	(\$39,018.65)	(\$29,484.98)	(\$269,132.78)
CARPARK B	570 SHARES	車場B	(\$21,321.65)	(\$24,944.05)	(\$20,940.51)	(\$21,579.95)	(\$22,071.88)	(\$26,546.00)	(\$22,986.72)	(\$31,193.03)	(\$23,571.45)	(\$215,155.24)
CARPARK C	651 SHARES	車場C	(\$24,351.57)	(\$28,488.74)	(\$23,916.26)	(\$24,646.57)	(\$25,208.40)	(\$30,318.32)	(\$26,253.26)	(\$35,625.72)	(\$26,921.07)	(\$245,729.91)
CARPARK D	896 SHARES	車場D	(\$33,516.14)	(\$39,210.30)	(\$32,917.01)	(\$33,922.16)	(\$34,695.44)	(\$41,728.44)	(\$36,133.52)	(\$49,033.25)	(\$37,052.66)	(\$338,208.92)
COMMERCIAL COMPLEX	60 SHARES	商場部份	(\$2,244.38)	(\$2,625.69)	(\$2,204.26)	(\$2,271.57)	(\$2,323.36)	(\$2,794.32)	(\$2,419.66)	(\$3,283.48)	(\$2,481.20)	(\$22,647.92)
FIRST OWNER	3%	大業主	(\$59,892.68)	(\$70,068.02)	(\$58,822.03)	(\$60,618.23)	(\$62,000.05)	(\$74,567.89)	(\$64,569.87)	(\$87,621.44)	(\$66,212.36)	(\$604,372.57)
			(\$1,996,422.61)	(\$2,335,600.76)	(\$1,960,734.38)	(\$2,020,607.57)	(\$2,066,668.43)	(\$2,485,596.45)	(\$2,152,328.96)	(\$2,920,714.59)	(\$2,207,078.66)	(\$20,145,752.41)
SHARES OF CONTRIBUTION:			51,770	51,770	51,770	51,770	51,770	51,770	51,770	51,770	51,770	51,770

