


HONG KONG GARDEN  
MANAGED BY T. L. 60 MGT LTD  
BALANCE SHEET  
(UN-AUDITED)

豪景花園  
資產負債表  
(未經審核)

		31/10/2022	31/12/2021
<b>NON-CURRENT ASSETS</b>	<b>非流動資產</b>		
FIXED ASSETS	固定資產	\$0.00	\$0.00
UTILITY DEPOSITS	公共按金	\$2,114,369.56	\$2,107,025.56
		<u>\$2,114,369.56</u>	<u>\$2,107,025.56</u>
<b>CURRENT ASSETS</b>	<b>流動資產</b>		
MANAGEMENT FEE RECEIVABLES	應收管理費	\$2,367,140.82	\$1,922,458.40
ACCOUNTS RECEIVABLES	應收款項	\$949,485.38	\$1,015,081.93
AMOUNT DUE FROM BUILDING MANAGER	管理公司往來賬	\$594,787.42	\$563,258.14
CURRENT A/C WITH I.O. (FIXED DEPOSIT)	法團往來賬 (定期存款)	\$50,074,655.74	\$50,074,655.74
PROVISIONAL TAX	電訊物業稅	\$134,548.00	\$147,720.00
CONSUMABLE INVENTORIES	存貨結餘	\$297,651.12	\$106,310.08
PREPAYMENT	預付款項	\$91,210.00	\$42,932.00
CASH BALANCE	現金結餘	\$182,703.22	\$157,239.00
BANK BALANCE	銀行結餘	\$27,415,372.08	\$18,853,797.71
		<u>\$82,107,553.78</u>	<u>\$72,883,453.00</u>
<b>CURRENT LIABILITIES</b>	<b>流動負債</b>		
ACCOUNT PAYABLE & ACCRUED EXPENSES	應付款項	\$11,827,119.31	\$5,015,744.65
MANAGEMENT FEE RECEIVED IN ADVANCE	預付管理費	\$652,850.00	\$328,585.00
TEMPORARY RECEIPT	暫收款項	\$663,518.10	\$216,336.10
REBATE FROM SHELL IN ADVANCE	石油氣回贈預收款項	\$2,337,500.00	\$2,337,500.00
DEBRIS & TELECOM SECURITY DEPOSIT	泥按及電訊台按金	\$1,934,654.00	\$1,738,750.00
AMOUNT DUE TO BUILDING MANAGER	管理公司往來賬	\$0.00	\$0.00
		<u>\$17,415,641.41</u>	<u>\$9,636,915.75</u>
NET CURRENT ASSETS	流動資產淨值	<u>\$64,691,912.37</u>	<u>\$63,246,537.25</u>
NET ASSETS	資產淨值	<u>\$66,806,281.93</u>	<u>\$65,353,562.81</u>
<b>REPRESENTED BY :</b>	<b>資金分列</b>		
MGT FEE DEP. & PUBLIC UTILITY DEP.	管理費及公共水電按金	\$12,739,113.00	\$12,583,940.00
SINKING FUND - DOM	住宅儲備基金	\$24,476,953.13	\$22,289,819.60
SINKING FUND - COM	商場儲備基金	\$351,285.30	\$262,482.30
SINKING FUND - C.P.	車場儲備基金	\$5,786,267.24	\$5,523,125.74
		<u>\$30,614,505.67</u>	<u>\$28,075,427.64</u>
MAINTENANCE FUND - DOM	住宅維修基金	\$16,667,774.42	\$16,195,437.56
MAINTENANCE FUND - COM	商場維修基金	\$734,170.67	\$509,477.39
MAINTENANCE FUND - C.P.	車場維修基金	\$4,298,348.65	\$4,024,582.95
		<u>\$21,700,293.74</u>	<u>\$20,729,497.90</u>
RETAINED SURPLUS / (LOSS) - DOM	住宅累積盈餘 / (虧損)	(\$13,687,815.89)	(\$9,800,598.29)
RETAINED SURPLUS / (LOSS) - COM	商場累積盈餘 / (虧損)	\$1,413,023.76	\$937,510.96
RETAINED SURPLUS / (LOSS) - C.P.	車場累積盈餘 / (虧損)	\$14,027,161.65	\$12,827,784.60
		<u>\$1,752,369.52</u>	<u>\$3,964,697.27</u>
<b>OWNERS' EQUITY</b>		<u>\$66,806,281.93</u>	<u>\$65,353,562.81</u>

For and on behalf of  
T.L. 60 MANAGEMENT LIMITED



Mandy Yam / Ming Chan

Date : 19. 12. 2022



依據核數及年終調整為準  
Subject to audit and year end adjustment

HONG KONG GARDEN 豪景花園  
OWNERS' EQUITY AS AT 31/10/2022  
31/10/2022 業主權益

	I.E. A/C	SINKING FUND	MAINT. FUND	TOTAL	MF/PU DEPOSIT
	累積盈餘 / (虧損)	儲備基金	維修基金	總計	管理費及 公共水電按金
BLOCK 1	第一座	(\$1,350,666.51)	\$705,901.83	\$1,076,183.48	\$431,418.80
BLOCK 2	第二座	(\$1,577,378.16)	\$695,801.85	\$1,069,675.59	\$188,099.28
BLOCK 3	第三座	(\$1,027,198.31)	\$684,360.11	\$890,892.78	\$548,054.58
BLOCK 4	第四座	(\$1,346,780.38)	\$698,796.14	\$880,707.45	\$232,723.21
BLOCK 5	第五座	(\$838,455.84)	\$652,353.37	\$1,009,026.62	\$822,924.15
BLOCK 6	第六座	(\$1,419,274.75)	\$673,561.77	\$1,010,335.64	\$264,622.66
BLOCK 7	第七座	(\$375,416.89)	\$675,508.81	\$219,418.36	\$519,510.28
BLOCK 8	第八座	(\$583,350.02)	\$546,974.81	\$200,574.83	\$164,199.62
BLOCK 9	第九座	(\$359,519.96)	\$922,014.84	(\$127,204.71)	\$435,290.17
BLOCK 10	第十座	(\$243,387.69)	\$961,659.98	\$316,812.43	\$1,035,084.72
BLOCK 11	第十一座	(\$136,291.20)	\$1,137,865.78	\$629,860.35	\$1,631,434.93
BLOCK 12	第十二座	(\$272,507.76)	\$1,090,259.98	\$547,756.59	\$1,365,508.81
BLOCK 13	第十三座	(\$390,692.19)	\$800,001.66	\$651,308.28	\$1,060,617.75
BLOCK 14	第十四座	(\$386,533.19)	\$805,172.06	\$655,764.80	\$1,074,403.67
BLOCK 15	第十五座	\$765,879.69	\$583,140.78	(\$23,000.47)	\$1,326,020.00
BLOCK 16	第十六座	(\$4,201.55)	\$1,007,498.62	\$689,762.92	\$1,693,059.99
BLOCK 17	第十七座	(\$494,220.67)	\$1,031,467.12	\$766,602.26	\$1,303,848.71
BLOCK 18	第十八座	\$300,436.81	\$1,055,392.12	\$694,730.75	\$2,050,559.68
BLOCK 19	第十九座	(\$530,660.93)	\$1,373,083.28	\$503,160.36	\$1,345,582.71
BLOCK 20	第二十座	(\$1,009,091.42)	\$1,283,850.96	\$615,421.68	\$890,181.22
BLOCK 21	第二十一座	\$1,331,384.81	\$1,220,019.32	\$600,853.27	\$3,152,257.40
BLOCK 22	第二十二座	(\$1,099,235.97)	\$800,828.15	\$667,837.67	\$369,429.85
BLOCK 23	第二十三座	(\$1,316,325.93)	\$776,609.45	\$694,918.62	\$155,202.14
BLOCK 24	第二十四座	\$14,902.70	\$848,601.14	\$489,669.18	\$1,353,173.02
BLOCK 25	第二十五座	(\$761,760.14)	\$798,874.55	\$291,514.10	\$328,628.51
BLOCK 26	第二十六座	(\$1,407,833.32)	\$783,455.43	\$822,035.49	\$197,657.60
BLOCK 27	第二十七座	\$1,027,792.96	\$993,583.63	\$214,328.29	\$2,235,704.88
BLOCK 28	第二十八座	\$673,996.34	\$870,315.59	\$608,827.81	\$2,153,139.74
		(\$12,816,389.47)	\$24,476,953.13	\$16,667,774.42	\$28,328,338.08
CPA	車場A	\$5,194,601.01	\$1,375,341.60	\$1,292,814.02	\$7,862,756.63
CPB	車場B	\$3,502,734.48	\$1,578,562.00	\$1,104,202.69	\$6,185,499.17
CPC	車場C	\$2,369,461.61	\$1,456,098.73	\$1,091,085.28	\$4,916,645.62
CPD	車場D	\$2,476,788.21	\$1,376,264.91	\$810,246.66	\$4,663,299.78
		\$13,543,585.31	\$5,786,267.24	\$4,298,348.65	\$23,628,201.20
COM	商場部份	\$1,026,173.68	\$351,285.30	\$734,170.67	\$2,111,629.65
		\$1,753,369.52	\$30,614,505.67	\$21,700,293.74	\$54,068,168.93
					\$12,739,113.00



T.L.60

HONG KONG GARDENS - ESTATE 豪景花園-全苑  
STATEMENT OF COMPREHENSIVE INCOME 收支報告表  
(FORMERLY KNOWN AS INCOME & EXPENDITURE ACCOUNT)

		Jan-22 (一月)	Feb-22 (二月)	Mar-22 (三月)	Apr-22 (四月)	May-22 (五月)	Jun-22 (六月)	Jul-22 (七月)	Aug-22 (八月)	Sep-22 (九月)	Oct-22 (十月)	1-10/2022 TOTAL總計
<b>INCOME:</b>	收入											
TENNIS & SQUASH COURT INCOME	網球、壁球場收入	\$3,190.00	(\$60.00)	\$0.00	\$6,750.00	\$19,185.00	\$19,565.00	\$19,535.00	\$19,215.00	\$16,865.00	\$18,700.00	\$122,945.00
SWIMMING POOL INCOME	泳池收入	\$0.00	\$0.00	\$0.00	\$0.00	\$0.00	\$31,434.00	\$49,517.00	\$29,303.00	\$11,366.00	\$0.00	\$121,620.00
DEBRIS REMOVAL CHARGE RECOVERED	泥頭費收入	\$0.00	\$0.00	\$0.00	\$0.00	\$0.00	\$0.00	\$0.00	\$0.00	\$0.00	\$0.00	\$0.00
INSURANCE AND OTHER COMPENSATION	保險及其他賠償	\$300.00	\$3,800.00	\$0.00	\$8,000.00	\$0.00	\$0.00	\$0.00	\$0.00	\$0.00	\$6,507.87	\$18,607.87
LEGAL FEE RECOVERED	訴訟費收入	\$0.00	\$0.00	\$0.00	\$0.00	\$0.00	\$0.00	\$0.00	\$0.00	\$0.00	\$0.00	\$0.00
BANK INTEREST INCOME	銀行利息收入	\$568.07	\$562.78	\$679.95	\$699.86	\$778.31	\$778.35	\$0.00	\$1,404.84	\$914.06	\$2,504.39	\$8,890.61
SUNDRY INCOME	什項收入	\$24,382.35	\$8,638.90	\$13,705.65	\$26,647.05	\$12,465.15	\$14,869.30	\$22,827.00	\$15,349.90	\$19,233.45	\$28,770.25	\$186,889.00
		\$28,440.42	\$12,941.68	\$14,385.60	\$42,096.91	\$32,428.46	\$66,646.65	\$91,879.00	\$65,272.74	\$48,378.51	\$56,482.51	\$458,952.48
<b>EXPENSES:</b>	支出											
AUDITORS REMUNERATION	核數費	\$0.00	\$0.00	\$0.00	\$0.00	\$0.00	\$0.00	\$0.00	\$0.00	\$0.00	\$0.00	\$0.00
BANK CHARGES	銀行費用	\$4,817.80	\$4,002.70	\$4,655.80	\$4,666.60	\$4,674.40	\$5,146.20	\$5,412.00	\$5,296.40	\$4,864.50	\$4,876.00	\$48,412.40
COMMITTEE'S EXPENSES	業主會開支費用	\$0.00	\$0.00	\$0.00	\$0.00	\$0.00	\$0.00	\$0.00	\$0.00	\$0.00	\$0.00	\$0.00
CLEANING EXPENSES	清潔費	\$354,381.00	\$351,861.00	\$359,673.00	\$336,237.00	\$354,381.00	\$353,373.00	\$353,373.00	\$355,539.21	\$353,373.00	\$354,381.00	\$3,526,572.21
DEBRIS REMOVAL CHARGES	清泥頭費	\$0.00	\$0.00	\$0.00	\$0.00	\$0.00	\$0.00	\$0.00	\$0.00	\$0.00	\$0.00	\$0.00
ELECTRICITY	電費	\$36,851.01	\$36,081.98	\$33,401.87	\$39,272.63	\$52,882.03	\$55,774.67	\$52,554.97	\$59,393.23	\$59,966.96	\$54,616.61	\$480,795.96
FESTIVAL DECORATION EXPENSES	節日裝飾	\$0.00	\$0.00	\$0.00	\$2,960.00	\$0.00	\$0.00	\$0.00	\$2,453.64	\$0.00	\$66,000.00	\$71,413.64
FURITURE, FIXTURE ANS EQUIPMENT	辦公設備	\$0.00	\$0.00	\$0.00	\$0.00	\$0.00	\$0.00	\$0.00	\$0.00	\$0.00	\$0.00	\$0.00
DEPRECIATION	折舊	\$0.00	\$0.00	\$0.00	\$0.00	\$0.00	\$0.00	\$0.00	\$0.00	\$0.00	\$0.00	\$0.00
GARDENING EXPENSES	園藝種植	\$13,848.00	\$12,584.00	\$13,608.00	\$26,084.00	\$21,104.00	\$15,767.00	\$15,578.00	\$17,608.00	\$13,120.00	\$25,749.00	\$175,050.00
INSURANCE	保險費	\$0.00	\$0.00	\$0.00	\$736,871.46	\$0.00	\$0.00	\$26,026.00	\$185.37	\$0.00	\$344.20	\$763,427.03
LEGAL FEE	訴訟費	\$1,104.00	\$1,104.00	\$1,104.00	\$1,104.00	\$1,104.00	\$1,104.00	\$1,104.00	\$1,104.00	\$1,104.00	\$1,104.00	\$11,040.00
MAINTENANCE, REPAIR & INSTALLATION	保養維修											
CONCRETE AND SCAFFOLDING	外牆維修及搭棚	\$0.00	\$0.00	\$0.00	\$0.00	\$0.00	\$0.00	\$0.00	\$0.00	\$0.00	\$0.00	\$0.00
DRAINAGE, ELECTRICALS & PUMPS	水電保養維修	\$14,765.00	\$1,400.00	\$473,900.00	\$100,013.50	\$57,077.00	\$13,299.00	\$22,200.05	\$15,863.68	\$10,323.00	\$10,508.00	\$719,349.23
SWIMMING POOL EXPENSES	泳池費	\$5,900.00	\$5,900.00	\$7,532.00	\$5,900.00	\$17,500.00	\$60,400.90	\$166,432.00	\$161,369.93	\$113,845.60	\$20,050.00	\$564,830.43
SECURITY SYSTEM	保安系統	\$0.00	\$20,600.00	\$0.00	\$0.00	\$8,000.00	\$0.00	\$13,120.00	\$115,950.00	\$0.00	\$0.00	\$157,670.00
FIRE FIGHTING SYSTEM	消防保養	\$0.00	\$0.00	\$0.00	\$0.00	\$0.00	\$0.00	\$0.00	\$0.00	\$0.00	\$0.00	\$0.00
MANAGER'S REMUNERATION 4%	管理酬金 4%	\$76,033.04	\$86,049.15	\$91,476.92	\$109,347.98	\$80,116.46	\$92,471.15	\$87,384.69	\$87,900.56	\$76,877.31	\$95,115.54	\$882,772.80
RENTAL EXPENSES	管理處租金	\$42,932.00	\$42,252.00	\$42,252.00	\$42,252.00	\$42,252.00	\$42,252.00	\$44,052.00	\$42,252.00	\$41,300.00	\$43,622.00	\$425,418.00
PEST CONTROL	殺蟲滅鼠	\$12,290.00	\$12,290.00	\$12,290.00	\$12,930.00	\$12,290.00	\$12,290.00	\$12,290.00	\$12,290.00	\$12,290.00	\$12,850.00	\$124,100.00
PRINTING AND STATIONERY	印刷及廣告費	\$4,382.31	\$5,096.11	\$5,107.73	\$10,045.08	\$5,453.13	\$13,761.14	\$10,771.59	\$16,484.34	\$4,559.10	\$10,304.82	\$85,965.35
PROFESSIONAL FEE	專業服務費	\$0.00	\$0.00	\$0.00	\$0.00	\$0.00	\$0.00	\$0.00	\$0.00	\$0.00	\$0.00	\$0.00
SECURITY GUARD SERVICE CHARGES	保安費	\$785,626.00	\$785,626.00	\$702,384.20	\$789,126.00	\$785,626.00	\$785,626.00	\$726,087.20	\$699,249.20	\$785,626.00	\$785,626.00	\$7,630,602.60
SUNDRY EXPENSES	什項支出	\$8,391.00	\$6,214.95	\$39,789.09	\$19,807.19	\$20,746.08	\$29,201.95	\$15,077.63	\$24,463.71	\$8,962.50	\$19,776.46	\$192,430.56
TELEPHONE	電話費	\$3,369.15	\$3,782.00	\$3,761.34	\$4,015.51	\$3,429.20	\$3,667.80	\$3,670.00	\$3,906.00	\$3,668.00	\$3,568.00	\$36,837.00
TRAVELLING	交通費	\$0.00	\$0.00	\$0.00	\$0.00	\$0.00	\$0.00	\$0.00	\$0.00	\$0.00	\$0.00	\$0.00
UNIFORM	制服費	\$0.00	\$0.00	\$9,825.00	\$5,515.00	\$0.00	\$24.00	\$149.00	\$5,000.00	\$0.00	\$0.00	\$20,513.00
WAGES / SALARIES	薪金	\$606,564.21	\$575,363.74	\$571,247.94	\$591,060.95	\$610,793.72	\$600,648.06	\$708,268.13	\$650,000.33	\$504,401.51	\$603,864.82	\$6,022,213.41
STAFF COST ALLOCATION	人力成本調配	(\$21,105.00)	(\$21,105.00)	(\$21,105.00)	(\$21,105.00)	(\$21,105.00)	(\$21,105.00)	(\$21,105.00)	(\$21,105.00)	(\$21,105.00)	(\$21,105.00)	(\$211,050.00)
MPF CONTRIBUTION	強積金	\$26,709.53	\$26,330.49	\$27,496.10	\$25,747.38	\$26,703.87	\$25,808.27	\$29,556.57	\$30,000.00	\$25,633.47	\$25,645.49	\$269,631.17
WATER FEE	水費	\$0.00	\$281,844.90	\$0.00	\$1,196.30	\$0.00	\$314,739.70	\$0.00	\$210.00	\$0.00	\$356,107.00	\$954,097.90
TOTAL EXPENSES	總支出	\$1,976,859.05	\$2,237,278.02	\$2,378,399.99	\$2,843,047.58	\$2,083,027.89	\$2,404,249.84	\$2,272,001.83	\$2,285,414.60	\$1,998,809.95	\$2,473,003.94	\$22,952,092.69
NET GARDENS EXPENSES	淨支出	(\$1,948,418.63)	(\$2,224,336.34)	(\$2,364,014.39)	(\$2,800,950.67)	(\$2,050,599.43)	(\$2,337,603.19)	(\$2,180,122.83)	(\$2,220,141.86)	(\$1,950,431.44)	(\$2,416,521.43)	(\$22,493,140.21)



T.L.60

HONG KONG GARDENS - BLOCK 1 豪景花園第一座  
STATEMENT OF COMPREHENSIVE INCOME 收支報告表  
(FORMERLY KNOWN AS INCOME & EXPENDITURE ACCOUNT)

		Jan-22 (一月)	Feb-22 (二月)	Mar-22 (三月)	Apr-22 (四月)	May-22 (五月)	Jun-22 (六月)	Jul-22 (七月)	Aug-22 (八月)	Sep-22 (九月)	Oct-22 (十月)	1-10/2022 TOTAL總計
<b>INCOME:</b>	收入											
MANAGEMENT FEE RECEIVED	管理費收入	\$146,016.00	\$146,016.00	\$146,016.00	\$146,016.00	\$146,016.00	\$146,016.00	\$146,016.00	\$146,016.00	\$146,016.00	\$146,016.00	\$1,460,160.00
LESS: SINKING FUND	減：儲備基金	(\$7,300.80)	(\$7,300.80)	(\$7,300.80)	(\$7,300.80)	(\$7,300.80)	(\$7,300.80)	(\$7,300.80)	(\$7,300.80)	(\$7,300.80)	(\$7,300.80)	(\$73,008.00)
LESS: PROVISION FOR BAD DEBT - M.F.	管理費壞賬撥備	\$0.00	\$0.00	\$0.00	\$0.00	\$0.00	\$0.00	\$0.00	\$0.00	\$0.00	\$0.00	\$0.00
ADD: BAD DEBT (M.F.) WRITTEN BACK	收回管理費壞賬	\$0.00	\$0.00	\$0.00	\$0.00	\$0.00	\$0.00	\$0.00	\$0.00	\$0.00	\$0.00	\$0.00
INSURANCE AND OTHER COMPENSATION	保險及其他賠償	\$0.00	\$0.00	\$0.00	\$0.00	\$0.00	\$0.00	\$0.00	\$0.00	\$0.00	\$0.00	\$0.00
LEGAL FEE RECOVERED	訴訟費收入	\$0.00	\$0.00	\$0.00	\$0.00	\$0.00	\$0.00	\$0.00	\$0.00	\$0.00	\$0.00	\$0.00
INTEREST INCOME	利息收入	\$0.00	\$0.00	\$0.00	\$0.00	\$0.00	\$0.00	\$0.00	\$0.00	\$0.00	\$0.00	\$0.00
SUNDRY INCOME	什項收入	\$0.00	\$0.00	\$0.00	\$0.00	\$0.00	\$0.00	\$0.00	\$0.00	\$0.00	\$0.00	\$0.00
		\$138,715.20	\$138,715.20	\$138,715.20	\$138,715.20	\$138,715.20	\$138,715.20	\$138,715.20	\$138,715.20	\$138,715.20	\$138,715.20	\$1,387,152.00
<b>EXPENSES:</b>	減：支出											
APPORTIONMENT OF GARDENS EXPENSES	公共費用之分攤	\$52,570.04	\$60,014.55	\$63,783.18	\$75,572.11	\$55,326.97	\$63,070.58	\$58,821.63	\$59,901.37	\$52,624.35	\$65,199.87	\$606,884.65
AUDITORS REMUNERATION	核數費	\$0.00	\$0.00	\$0.00	\$0.00	\$0.00	\$0.00	\$0.00	\$0.00	\$0.00	\$0.00	\$0.00
CONSULTING FEE	諮詢費	\$0.00	\$0.00	\$0.00	\$0.00	\$0.00	\$0.00	\$0.00	\$0.00	\$0.00	\$0.00	\$0.00
CLEANING EXPENSES	清潔費	\$9,370.00	\$9,370.00	\$9,370.00	\$9,370.00	\$9,370.00	\$9,370.00	\$9,370.00	\$9,370.00	\$9,370.00	\$10,762.23	\$95,092.23
DEBRIS REMOVAL CHARGES	清泥頭費	\$0.00	\$0.00	\$0.00	\$0.00	\$0.00	\$0.00	\$0.00	\$0.00	\$0.00	\$0.00	\$0.00
ELECTRICITY	電費	\$7,196.00	\$6,952.00	\$6,154.00	\$6,208.00	\$8,447.00	\$8,370.00	\$8,872.00	\$8,951.00	\$8,391.00	\$9,162.00	\$78,703.00
FESTIVAL DECORATION EXPENSES	節日裝飾	\$0.00	\$0.00	\$0.00	\$470.00	\$0.00	\$0.00	\$0.00	\$0.00	\$0.00	\$0.00	\$470.00
FURNITURE, FIXTURES & EQUIPMENT	屋苑設備	\$0.00	\$0.00	\$0.00	\$0.00	\$0.00	\$0.00	\$0.00	\$0.00	\$0.00	\$0.00	\$0.00
LEGAL FEE	訴訟費	\$0.00	\$0.00	\$0.00	\$0.00	\$0.00	\$0.00	\$0.00	\$0.00	\$0.00	\$0.00	\$0.00
MAINTENANCE, REPAIR & INSTALLATION	保養維修											
CONCRETE AND SCAFFOLDING	外牆維修及搭棚	\$0.00	\$11,880.00	\$0.00	\$0.00	\$0.00	\$0.00	\$14,703.00	\$7,200.00	\$0.00	\$0.00	\$33,783.00
DRAINAGE, ELECTRICALS & PUMPS	水電保養維修	\$1,380.00	\$169.00	\$15,400.00	\$902.00	\$0.00	\$28.00	\$3,862.64	\$24.00	\$0.00	\$718.00	\$22,483.64
SECURITY SYSTEM / SMATV. SYM	保安系統/衛星電視	\$340.00	\$340.00	\$340.00	\$340.00	\$340.00	\$340.00	\$1,657.84	\$1,722.84	\$622.16	\$540.00	\$6,582.84
FIRE FIGHTING SYSTEM	消防保養	\$0.00	\$0.00	\$0.00	\$2,400.00	\$0.00	\$0.00	\$0.00	\$0.00	\$0.00	\$0.00	\$2,400.00
LIFTS	升降機	\$6,500.00	\$6,500.00	\$6,500.00	\$6,500.00	\$6,500.00	\$7,080.00	\$6,500.00	\$6,500.00	\$6,500.00	\$6,500.00	\$65,580.00
MANAGER'S REMUNERATION 4%	管理酬金 4%	\$2,742.06	\$3,159.06	\$3,273.18	\$2,798.24	\$2,748.03	\$3,549.24	\$3,549.24	\$3,101.33	\$2,749.18	\$2,857.91	\$29,736.37
MAINTENANCE FUND 11%	維修基金 11%	\$7,540.66	\$8,687.41	\$9,001.24	\$7,695.15	\$7,557.08	\$7,584.88	\$9,760.40	\$8,528.66	\$7,560.24	\$7,859.24	\$81,774.96
PEST CONTROL	殺蟲滅鼠	\$0.00	\$0.00	\$0.00	\$0.00	\$0.00	\$0.00	\$0.00	\$0.00	\$0.00	\$0.00	\$0.00
PRINTING AND STATIONERY	印刷及廣告費	\$0.00	\$0.00	\$0.00	\$0.00	\$0.00	\$0.00	\$0.00	\$0.00	\$0.00	\$0.00	\$0.00
SECURITY GUARD SERVICE CHARGES	保安費	\$42,778.00	\$42,778.00	\$42,778.00	\$42,778.00	\$42,778.00	\$42,778.00	\$42,778.00	\$42,778.00	\$42,778.00	\$42,778.00	\$427,780.00
SUNDRY EXPENSES	什項支出	\$829.44	\$829.44	\$1,129.46	\$829.94	\$1,107.69	\$829.44	\$829.44	\$829.44	\$910.30	\$829.44	\$8,954.03
TELEPHONE	電話費	\$158.00	\$158.00	\$158.00	\$158.00	\$158.00	\$158.00	\$158.00	\$158.00	\$158.00	\$158.00	\$1,580.00
WATER FEE	水費	\$0.00	\$0.00	\$0.00	\$0.00	\$0.00	\$0.00	\$0.00	\$0.00	\$0.00	\$0.00	\$0.00
TOTAL EXPENSES	總支出	\$131,404.20	\$150,837.46	\$157,887.06	\$156,021.44	\$134,332.77	\$142,367.04	\$160,862.19	\$149,064.64	\$131,663.23	\$147,364.69	\$1,461,804.72
SURPLUS / (DEFICIT) FOR THE PERIOD	本期盈餘/(赤字)	\$7,311.00	(\$12,122.26)	(\$19,171.86)	(\$17,306.24)	\$4,382.43	(\$3,651.84)	(\$22,146.99)	(\$10,349.44)	\$7,051.97	(\$8,649.49)	(\$74,652.72)
CONTRIBUTION COLLECTED	已收集資	\$4,800.00	\$0.00	\$139,200.00	\$24,000.00	\$3,200.00	\$30,400.00	\$0.00	\$24,000.00	\$4,800.00	\$0.00	\$230,400.00
SURPLUS / (DEFICIT) B/F	承上結存	(\$1,506,413.79)	(\$1,494,302.79)	(\$1,506,425.05)	(\$1,386,396.91)	(\$1,379,703.15)	(\$1,372,120.72)	(\$1,345,372.56)	(\$1,367,519.55)	(\$1,353,868.99)	(\$1,342,017.02)	(\$1,506,413.79)
ACCUM.SURPLUS / (DEFICIT) C/F	累積盈餘/(赤字)	(\$1,494,302.79)	(\$1,506,425.05)	(\$1,386,396.91)	(\$1,379,703.15)	(\$1,372,120.72)	(\$1,345,372.56)	(\$1,367,519.55)	(\$1,353,868.99)	(\$1,342,017.02)	(\$1,350,666.51)	(\$1,350,666.51)



T.L.60

HONG KONG GARDENS - BLOCK 2 豪景花園第二座  
STATEMENT OF COMPREHENSIVE INCOME 收支報告表  
(FORMERLY KNOWN AS INCOME & EXPENDITURE ACCOUNT)

		Jan-22 (一月)	Feb-22 (二月)	Mar-22 (三月)	Apr-22 (四月)	May-22 (五月)	Jun-22 (六月)	Jul-22 (七月)	Aug-22 (八月)	Sep-22 (九月)	Oct-22 (十月)	1-10/2022 TOTAL總計
<b>INCOME:</b>	收入											
MANAGEMENT FEE RECEIVED	管理費收入	\$146,016.00	\$146,016.00	\$146,016.00	\$146,016.00	\$146,016.00	\$146,016.00	\$146,016.00	\$146,016.00	\$146,016.00	\$146,016.00	\$1,460,160.00
LESS: SINKING FUND	減：儲備基金	(\$7,300.80)	(\$7,300.80)	(\$7,300.80)	(\$7,300.80)	(\$7,300.80)	(\$7,300.80)	(\$7,300.80)	(\$7,300.80)	(\$7,300.80)	(\$7,300.80)	(\$73,008.00)
LESS: PROVISION FOR BAD DEBT - M.F.	管理費壞賬撥備	\$0.00	\$0.00	\$0.00	\$0.00	\$0.00	\$0.00	\$0.00	\$0.00	\$0.00	\$0.00	\$0.00
ADD: BAD DEBT (M.F.)WRITTEN BACK	收回管理費壞賬	\$0.00	\$0.00	\$0.00	\$0.00	\$0.00	\$0.00	\$0.00	\$0.00	\$0.00	\$0.00	\$0.00
INSURANCE AND OTHER COMPENSATION	保險及其他賠償	\$0.00	\$0.00	\$0.00	\$0.00	\$0.00	\$0.00	\$0.00	\$0.00	\$0.00	\$0.00	\$0.00
LEGAL FEE RECOVERED	訴訟費收入	\$0.00	\$0.00	\$0.00	\$0.00	\$0.00	\$0.00	\$0.00	\$0.00	\$0.00	\$0.00	\$0.00
INTEREST INCOME	利息收入	\$0.00	\$0.00	\$0.00	\$0.00	\$0.00	\$0.00	\$0.00	\$0.00	\$0.00	\$0.00	\$0.00
SUNDRY INCOME	什項收入	\$0.00	\$0.00	\$200.00	\$0.00	\$0.00	\$0.00	\$0.00	\$0.00	\$0.00	\$0.00	\$200.00
		\$138,715.20	\$138,715.20	\$138,915.20	\$138,715.20	\$138,715.20	\$138,715.20	\$138,715.20	\$138,715.20	\$138,715.20	\$138,715.20	\$1,387,352.00
<b>EXPENSES:</b>	減：支出											
APPORTIONMENT OF GARDENS EXPENSES	公共費用之分攤	\$52,570.04	\$60,014.55	\$63,783.18	\$75,572.11	\$55,326.97	\$63,070.58	\$58,821.63	\$59,901.37	\$52,624.35	\$65,199.87	\$606,884.65
AUDITORS REMUNERATION	核數費	\$0.00	\$0.00	\$0.00	\$0.00	\$0.00	\$0.00	\$0.00	\$0.00	\$0.00	\$0.00	\$0.00
CONSULTING FEE	諮詢費	\$0.00	\$0.00	\$0.00	\$0.00	\$0.00	\$0.00	\$0.00	\$0.00	\$0.00	\$0.00	\$0.00
CLEANING EXPENSES	清潔費	\$9,370.00	\$9,370.00	\$9,370.00	\$9,370.00	\$9,370.00	\$9,370.00	\$9,370.00	\$9,370.00	\$9,370.00	\$10,549.02	\$94,879.02
DEBRIS REMOVAL CHARGES	清泥頭費	\$0.00	\$0.00	\$0.00	\$0.00	\$0.00	\$0.00	\$0.00	\$0.00	\$0.00	\$0.00	\$0.00
ELECTRICITY	電費	\$6,850.00	\$6,710.00	\$6,116.00	\$6,381.00	\$7,876.00	\$8,261.00	\$7,925.00	\$9,292.00	\$8,219.00	\$8,649.00	\$76,279.00
FESTIVAL DECORATION EXPENSES	節日裝飾	\$0.00	\$0.00	\$0.00	\$470.00	\$0.00	\$0.00	\$0.00	\$0.00	\$0.00	\$0.00	\$470.00
FURNITURE, FIXTURES & EQUIPMENT	屋苑設備	\$0.00	\$0.00	\$0.00	\$0.00	\$0.00	\$0.00	\$0.00	\$0.00	\$0.00	\$0.00	\$0.00
LEGAL FEE	訴訟費	\$0.00	\$0.00	\$0.00	\$0.00	\$0.00	\$0.00	\$0.00	\$0.00	\$0.00	\$0.00	\$0.00
MAINTENANCE, REPAIR & INSTALLATION	保養維修											
CONCRETE AND SCAFFOLDING	外牆維修及搭棚	\$0.00	\$0.00	\$0.00	\$0.00	\$0.00	\$0.00	\$24,310.00	\$10,400.00	\$0.00	\$0.00	\$34,710.00
DRAINAGE, ELECTRICALS & PUMPS	水電保養維修	\$1,380.00	\$0.00	\$14,700.00	\$805.00	\$2,615.00	\$6,815.00	\$1,498.64	\$2,534.00	\$22.00	\$927.50	\$31,297.14
SECURITY SYSTEM / SMATV. SYM	保安系統/衛星電視	\$340.00	\$340.00	\$340.00	\$340.00	\$340.00	\$340.00	\$457.84	\$1,952.84	\$622.16	\$540.00	\$5,612.84
FIRE FIGHTING SYSTEM	消防保養	\$0.00	\$0.00	\$0.00	\$0.00	\$0.00	\$0.00	\$0.00	\$0.00	\$0.00	\$0.00	\$0.00
LIFTS	升降機	\$6,500.00	\$6,500.00	\$6,500.00	\$6,500.00	\$6,500.00	\$7,080.00	\$6,500.00	\$6,500.00	\$6,500.00	\$6,500.00	\$65,580.00
MANAGER'S REMUNERATION 4%	管理酬金 4%	\$2,728.22	\$2,667.42	\$3,243.66	\$2,705.28	\$2,829.79	\$3,025.26	\$3,753.08	\$3,358.25	\$2,739.94	\$2,837.24	\$29,888.14
MAINTENANCE FUND 11%	維修基金 11%	\$7,502.60	\$7,335.40	\$8,920.06	\$7,439.51	\$7,781.92	\$8,319.46	\$10,320.96	\$9,235.19	\$7,534.85	\$7,802.41	\$82,192.36
PEST CONTROL	殺蟲滅鼠	\$0.00	\$0.00	\$0.00	\$0.00	\$0.00	\$0.00	\$0.00	\$0.00	\$0.00	\$0.00	\$0.00
PRINTING AND STATIONERY	印刷及廣告費	\$0.00	\$0.00	\$0.00	\$0.00	\$0.00	\$0.00	\$0.00	\$0.00	\$0.00	\$0.00	\$0.00
SECURITY GUARD SERVICE CHARGES	保安費	\$42,778.00	\$42,778.00	\$42,778.00	\$42,778.00	\$42,778.00	\$42,778.00	\$42,778.00	\$42,778.00	\$42,778.00	\$42,778.00	\$427,780.00
SUNDRY EXPENSES	什項支出	\$829.44	\$829.44	\$1,129.46	\$829.94	\$1,107.69	\$829.44	\$829.44	\$971.44	\$829.44	\$829.44	\$9,015.17
TELEPHONE	電話費	\$158.00	\$158.00	\$158.00	\$158.00	\$158.00	\$158.00	\$158.00	\$158.00	\$158.00	\$158.00	\$1,580.00
TRAVELLING	交通費	\$0.00	\$0.00	\$0.00	\$0.00	\$0.00	\$0.00	\$0.00	\$0.00	\$0.00	\$0.00	\$0.00
WATER FEE	水費	\$0.00	\$0.00	\$0.00	\$0.00	\$0.00	\$0.00	\$0.00	\$0.00	\$0.00	\$0.00	\$0.00
TOTAL EXPENSES	總支出	\$131,006.30	\$136,702.81	\$157,038.36	\$153,348.84	\$136,683.37	\$150,046.74	\$166,722.59	\$156,451.09	\$131,397.74	\$146,770.48	\$1,466,168.32
SURPLUS / (DEFICIT) FOR THE PERIOD	本期盈餘/(赤字)	\$7,708.90	\$2,012.39	(\$18,123.16)	(\$14,633.64)	\$2,031.83	(\$11,331.54)	(\$28,007.39)	(\$17,735.89)	\$7,317.46	(\$8,055.28)	(\$78,816.32)
SURPLUS / (DEFICIT) B/F	承上結存	(\$1,498,561.84)	(\$1,490,852.94)	(\$1,488,840.55)	(\$1,506,963.71)	(\$1,521,597.35)	(\$1,519,565.52)	(\$1,530,897.06)	(\$1,558,904.45)	(\$1,576,640.34)	(\$1,569,322.88)	(\$1,498,561.84)
ACCUM.SURPLUS / (DEFICIT) C/F	累積盈餘/(赤字)	(\$1,490,852.94)	(\$1,488,840.55)	(\$1,506,963.71)	(\$1,521,597.35)	(\$1,519,565.52)	(\$1,530,897.06)	(\$1,558,904.45)	(\$1,576,640.34)	(\$1,569,322.88)	(\$1,577,378.16)	(\$1,577,378.16)



T.L.60  
HONG KONG GARDENS - BLOCK 3 豪景花園第三座  
STATEMENT OF COMPREHENSIVE INCOME 收支報告表  
(FORMERLY KNOWN AS INCOME & EXPENDITURE ACCOUNT)

		Jan-22 (一月)	Feb-22 (二月)	Mar-22 (三月)	Apr-22 (四月)	May-22 (五月)	Jun-22 (六月)	Jul-22 (七月)	Aug-22 (八月)	Sep-22 (九月)	Oct-22 (十月)	1-10/2022 TOTAL總計
<b>INCOME:</b>	收入											
MANAGEMENT FEE RECEIVED	管理費收入	\$145,224.00	\$145,224.00	\$145,224.00	\$145,224.00	\$145,224.00	\$145,224.00	\$145,224.00	\$145,224.00	\$145,224.00	\$145,224.00	\$1,452,240.00
LESS: SINKING FUND	減: 儲備基金	(\$7,261.20)	(\$7,261.20)	(\$7,261.20)	(\$7,261.20)	(\$7,261.20)	(\$7,261.20)	(\$7,261.20)	(\$7,261.20)	(\$7,261.20)	(\$7,261.20)	(\$72,612.00)
LESS: PROVISION FOR BAD DEBT - M.F.	管理費壞賬撥備	\$0.00	\$0.00	\$0.00	\$0.00	\$0.00	\$0.00	\$0.00	\$0.00	\$0.00	\$0.00	\$0.00
ADD: BAD DEBT (M.F.) WRITTEN BACK	收回管理費壞賬	\$0.00	\$0.00	\$0.00	\$0.00	\$0.00	\$0.00	\$0.00	\$0.00	\$0.00	\$0.00	\$0.00
INSURANCE AND OTHER COMPENSATION	保險及其他賠償	\$0.00	\$0.00	\$0.00	\$0.00	\$0.00	\$0.00	\$0.00	\$0.00	\$0.00	\$0.00	\$0.00
LEGAL FEE RECOVERED	訴訟費收入	\$0.00	\$0.00	\$0.00	\$0.00	\$0.00	\$0.00	\$0.00	\$0.00	\$0.00	\$0.00	\$0.00
INTEREST INCOME	利息收入	\$0.00	\$0.00	\$0.00	\$0.00	\$0.00	\$0.00	\$0.00	\$0.00	\$0.00	\$0.00	\$0.00
SUNDRY INCOME	什項收入	\$0.00	\$0.00	\$0.00	\$0.00	\$0.00	\$0.00	\$0.00	\$0.00	\$0.00	\$0.00	\$0.00
		\$137,962.80	\$137,962.80	\$137,962.80	\$137,962.80	\$137,962.80	\$137,962.80	\$137,962.80	\$137,962.80	\$137,962.80	\$137,962.80	\$1,379,628.00
<b>EXPENSES:</b>	減: 支出											
APPORTIONMENT OF GARDENS EXPENSES	公共費用之分攤	\$51,255.79	\$58,514.18	\$62,188.60	\$73,682.80	\$53,943.80	\$61,493.82	\$57,351.09	\$58,403.84	\$51,308.74	\$63,569.87	\$591,712.53
AUDITORS REMUNERATION	核數費	\$0.00	\$0.00	\$0.00	\$0.00	\$0.00	\$0.00	\$0.00	\$0.00	\$0.00	\$0.00	\$0.00
CONSULTING FEE	諮詢費	\$0.00	\$0.00	\$0.00	\$0.00	\$0.00	\$0.00	\$0.00	\$0.00	\$0.00	\$0.00	\$0.00
CLEANING EXPENSES	清潔費	\$9,370.00	\$9,370.00	\$9,370.00	\$9,370.00	\$9,370.00	\$9,370.00	\$9,370.00	\$9,370.00	\$9,370.00	\$10,501.93	\$94,831.93
DEBRIS REMOVAL CHARGES	清泥頭費	\$0.00	\$0.00	\$0.00	\$0.00	\$0.00	\$0.00	\$0.00	\$0.00	\$0.00	\$0.00	\$0.00
ELECTRICITY	電費	\$6,796.00	\$6,012.00	\$6,907.00	\$6,430.00	\$7,388.00	\$6,754.00	\$7,949.00	\$6,994.00	\$7,220.00	\$8,292.00	\$70,742.00
FESTIVAL DECORATION EXPENSES	節日裝飾	\$0.00	\$0.00	\$0.00	\$470.00	\$0.00	\$0.00	\$0.00	\$0.00	\$0.00	\$0.00	\$470.00
FURNITURE, FIXTURES & EQUIPMENT	屋苑設備	\$0.00	\$0.00	\$0.00	\$0.00	\$0.00	\$0.00	\$0.00	\$0.00	\$0.00	\$0.00	\$0.00
LEGAL FEE	訴訟費	\$0.00	\$0.00	\$0.00	\$0.00	\$0.00	\$0.00	\$0.00	\$0.00	\$0.00	\$0.00	\$0.00
MAINTENANCE, REPAIR & INSTALLATION	保養維修											
CONCRETE AND SCAFFOLDING	外牆維修及搭棚	\$0.00	\$0.00	\$0.00	\$0.00	\$0.00	\$0.00	\$48,503.00	\$12,341.00	\$0.00	\$3,290.00	\$64,134.00
DRAINAGE, ELECTRICALS & PUMPS	水電保養維修	\$1,395.00	\$28.00	\$16,800.00	\$766.00	\$0.00	\$578.00	\$1,486.63	\$106.18	\$28.00	\$690.00	\$21,877.81
SECURITY SYSTEM / SMATV. SYM	保安系統/衛星電視	\$340.00	\$340.00	\$340.00	\$340.00	\$340.00	\$340.00	\$454.89	\$1,949.89	\$625.11	\$540.00	\$5,609.89
FIRE FIGHTING SYSTEM	消防保養	\$0.00	\$0.00	\$0.00	\$0.00	\$0.00	\$0.00	\$0.00	\$0.00	\$0.00	\$0.00	\$0.00
LIFTS	升降機	\$6,500.00	\$6,500.00	\$6,500.00	\$6,500.00	\$6,500.00	\$7,080.00	\$6,500.00	\$6,500.00	\$6,500.00	\$6,500.00	\$65,580.00
MANAGER'S REMUNERATION 4%	管理酬金 4%	\$2,729.92	\$2,632.32	\$3,350.78	\$2,697.38	\$2,702.89	\$2,710.21	\$4,712.86	\$3,232.77	\$2,692.05	\$2,934.88	\$30,396.06
MAINTENANCE FUND 11%	維修基金 11%	\$7,507.28	\$7,238.89	\$9,214.64	\$7,417.80	\$7,432.96	\$7,453.07	\$12,960.38	\$8,890.11	\$7,403.13	\$8,070.92	\$83,589.18
PEST CONTROL	殺蟲滅鼠	\$0.00	\$0.00	\$0.00	\$0.00	\$0.00	\$0.00	\$0.00	\$0.00	\$0.00	\$0.00	\$0.00
PRINTING AND STATIONERY	印刷及廣告費	\$0.00	\$0.00	\$0.00	\$0.00	\$0.00	\$0.00	\$0.00	\$0.00	\$0.00	\$0.00	\$0.00
SECURITY GUARD SERVICE CHARGES	保安費	\$42,778.00	\$42,778.00	\$42,778.00	\$42,778.00	\$42,778.00	\$42,778.00	\$42,778.00	\$42,778.00	\$42,778.00	\$42,778.00	\$427,780.00
SUNDRY EXPENSES	什項支出	\$910.98	\$622.08	\$916.42	\$622.58	\$1,038.34	\$697.18	\$622.08	\$622.08	\$622.08	\$622.08	\$7,295.90
TELEPHONE	電話費	\$158.00	\$158.00	\$158.00	\$158.00	\$158.00	\$158.00	\$158.00	\$158.00	\$158.00	\$158.00	\$1,580.00
WATER FEE	水費	\$0.00	\$0.00	\$0.00	\$0.00	\$0.00	\$0.00	\$0.00	\$0.00	\$0.00	\$0.00	\$0.00
TOTAL EXPENSES	總支出	\$129,740.97	\$134,193.47	\$158,523.44	\$151,232.56	\$131,651.99	\$139,412.28	\$192,845.93	\$151,345.87	\$128,705.11	\$147,947.68	\$1,465,599.30
SURPLUS / (DEFICIT) FOR THE PERIOD	本期盈餘/(赤字)	\$8,221.83	\$3,769.33	(\$20,560.64)	(\$13,269.76)	\$6,310.81	(\$1,449.48)	(\$54,883.13)	(\$13,383.07)	\$9,257.69	(\$9,984.88)	(\$85,971.30)
SURPLUS / (DEFICIT) B/F	承上結存	(\$941,227.01)	(\$933,005.18)	(\$929,235.85)	(\$949,796.49)	(\$963,066.25)	(\$956,755.44)	(\$958,204.92)	(\$1,013,088.05)	(\$1,026,471.12)	(\$1,017,213.43)	(\$941,227.01)
ACCUM.SURPLUS / (DEFICIT) C/F	累積盈餘/(赤字)	(\$933,005.18)	(\$929,235.85)	(\$949,796.49)	(\$963,066.25)	(\$956,755.44)	(\$958,204.92)	(\$1,013,088.05)	(\$1,026,471.12)	(\$1,017,213.43)	(\$1,027,198.31)	(\$1,027,198.31)



T.L.60

HONG KONG GARDENS - BLOCK 4 豪景花園第四座  
STATEMENT OF COMPREHENSIVE INCOME 收支報告表  
(FORMERLY KNOWN AS INCOME & EXPENDITURE ACCOUNT)

		Jan-22 (一月)	Feb-22 (二月)	Mar-22 (三月)	Apr-22 (四月)	May-22 (五月)	Jun-22 (六月)	Jul-22 (七月)	Aug-22 (八月)	Sep-22 (九月)	Oct-22 (十月)	1-10/2022 TOTAL總計
<b>INCOME:</b>	收入											
MANAGEMENT FEE RECEIVED	管理費收入	\$149,040.00	\$149,040.00	\$149,040.00	\$149,040.00	\$149,040.00	\$149,040.00	\$149,040.00	\$149,040.00	\$149,040.00	\$149,040.00	\$1,490,400.00
LESS: SINKING FUND	減: 儲備基金	(\$7,452.00)	(\$7,452.00)	(\$7,452.00)	(\$7,452.00)	(\$7,452.00)	(\$7,452.00)	(\$7,452.00)	(\$7,452.00)	(\$7,452.00)	(\$7,452.00)	(\$74,520.00)
INSURANCE AND OTHER COMPENSATION	保險及其他賠償	\$0.00	\$0.00	\$0.00	\$0.00	\$0.00	\$0.00	\$0.00	\$0.00	\$0.00	\$0.00	\$0.00
LEGAL FEE RECOVERED	訴訟費收入	\$0.00	\$0.00	\$0.00	\$0.00	\$0.00	\$0.00	\$0.00	\$0.00	\$0.00	\$0.00	\$0.00
INTEREST INCOME	利息收入	\$0.00	\$0.00	\$0.00	\$0.00	\$0.00	\$0.00	\$0.00	\$0.00	\$0.00	\$0.00	\$0.00
SUNDRY INCOME	什項收入	\$0.00	\$0.00	\$0.00	\$0.00	\$0.00	\$575.00	\$0.00	\$0.00	\$0.00	\$0.00	\$575.00
		\$141,588.00	\$141,588.00	\$141,588.00	\$141,588.00	\$141,588.00	\$142,163.00	\$141,588.00	\$141,588.00	\$141,588.00	\$141,588.00	\$1,416,455.00
<b>EXPENSES:</b>	減: 支出											
APPORTIONMENT OF GARDENS EXPENSES	公共費用之分攤	\$51,255.79	\$58,514.18	\$62,188.60	\$73,682.80	\$53,943.80	\$61,493.82	\$57,351.09	\$58,403.84	\$51,308.74	\$63,569.87	\$591,712.53
AUDITORS REMUNERATION	核數費	\$0.00	\$0.00	\$0.00	\$0.00	\$0.00	\$0.00	\$0.00	\$0.00	\$0.00	\$0.00	\$0.00
CONSULTING FEE	諮詢費	\$0.00	\$0.00	\$0.00	\$0.00	\$0.00	\$0.00	\$0.00	\$0.00	\$0.00	\$0.00	\$0.00
CLEANING EXPENSES	清潔費	\$9,370.00	\$9,370.00	\$9,370.00	\$9,370.00	\$9,370.00	\$9,370.00	\$9,370.00	\$9,370.00	\$9,370.00	\$10,073.81	\$94,403.81
DEBRIS REMOVAL CHARGES	清泥頭費	\$0.00	\$0.00	\$0.00	\$0.00	\$0.00	\$0.00	\$0.00	\$0.00	\$0.00	\$0.00	\$0.00
ELECTRICITY	電費	\$4,985.00	\$5,164.00	\$4,412.00	\$5,099.00	\$5,584.00	\$7,207.00	\$6,760.00	\$7,318.00	\$7,294.00	\$6,700.00	\$60,523.00
FESTIVAL DECORATION EXPENSES	節日裝飾	\$0.00	\$0.00	\$0.00	\$470.00	\$0.00	\$0.00	\$0.00	\$0.00	\$0.00	\$0.00	\$470.00
FURNITURE, FIXTURES & EQUIPMENT	屋苑設備	\$0.00	\$0.00	\$0.00	\$0.00	\$0.00	\$0.00	\$0.00	\$0.00	\$0.00	\$0.00	\$0.00
LEGAL FEE	訴訟費	\$0.00	\$0.00	\$0.00	\$0.00	\$0.00	\$0.00	\$0.00	\$0.00	\$0.00	\$0.00	\$0.00
MAINTENANCE, REPAIR & INSTALLATION	保養維修											
CONCRETE AND SCAFFOLDING	外牆維修及搭棚	\$0.00	\$7,800.00	\$12,950.00	\$0.00	\$0.00	\$0.00	\$12,901.00	\$3,800.00	\$0.00	\$0.00	\$37,451.00
DRAINAGE, ELECTRICALS & PUMPS	水電保養維修	\$1,570.00	\$0.00	\$18,100.00	\$746.00	\$459.44	\$550.00	\$1,408.00	\$28.00	\$28.00	\$710.00	\$23,599.44
SECURITY SYSTEM / SMATV. SYM	保安系統/衛星電視	\$340.00	\$340.00	\$340.00	\$340.00	\$340.00	\$17,065.00	\$454.89	\$1,719.89	\$625.11	\$540.00	\$22,104.89
FIRE FIGHTING SYSTEM	消防保養	\$0.00	\$0.00	\$0.00	\$0.00	\$0.00	\$0.00	\$1,900.00	\$0.00	\$0.00	\$0.00	\$1,900.00
LIFTS	升降機	\$6,500.00	\$6,500.00	\$6,500.00	\$6,500.00	\$6,500.00	\$7,080.00	\$6,500.00	\$6,500.00	\$6,500.00	\$6,500.00	\$65,580.00
MANAGER'S REMUNERATION 4%	管理酬金 4%	\$2,652.94	\$2,909.28	\$3,818.06	\$2,643.34	\$2,645.99	\$3,393.20	\$3,314.08	\$2,891.76	\$2,695.01	\$2,723.28	\$29,686.94
MAINTENANCE FUND 11%	維修基金 11%	\$7,295.54	\$8,000.53	\$10,499.68	\$7,269.19	\$7,276.48	\$9,331.31	\$9,113.72	\$7,952.34	\$7,411.27	\$7,489.01	\$81,639.07
PEST CONTROL	殺蟲滅鼠	\$0.00	\$0.00	\$0.00	\$0.00	\$0.00	\$0.00	\$0.00	\$0.00	\$0.00	\$0.00	\$0.00
PRINTING AND STATIONERY	印刷及廣告費	\$0.00	\$0.00	\$0.00	\$0.00	\$0.00	\$0.00	\$0.00	\$0.00	\$0.00	\$0.00	\$0.00
SECURITY GUARD SERVICE CHARGES	保安費	\$42,778.00	\$42,778.00	\$42,778.00	\$42,778.00	\$42,778.00	\$42,778.00	\$42,778.00	\$42,778.00	\$42,778.00	\$42,778.00	\$427,780.00
SUNDRY EXPENSES	什項支出	\$622.08	\$622.08	\$843.62	\$622.58	\$960.34	\$622.08	\$622.08	\$622.08	\$622.08	\$622.08	\$6,781.10
TELEPHONE	電話費	\$158.00	\$158.00	\$158.00	\$158.00	\$158.00	\$158.00	\$158.00	\$158.00	\$158.00	\$158.00	\$1,580.00
WATER FEE	水費	\$0.00	\$0.00	\$0.00	\$0.00	\$0.00	\$0.00	\$0.00	\$0.00	\$0.00	\$0.00	\$0.00
TOTAL EXPENSES	總支出	\$127,527.35	\$142,156.07	\$171,957.96	\$149,678.91	\$130,016.05	\$159,048.41	\$152,630.86	\$141,541.91	\$128,790.21	\$141,864.05	\$1,445,211.78
SURPLUS / (DEFICIT) FOR THE PERIOD	本期盈餘/(赤字)	\$14,060.65	(\$568.07)	(\$30,369.96)	(\$8,090.91)	\$11,571.95	(\$16,885.41)	(\$11,042.86)	\$46.09	\$12,797.79	(\$276.05)	(\$28,756.78)
CONTRIBUTION COLLECTED	已收集資	\$0.00	\$0.00	\$0.00	\$0.00	\$0.00	\$0.00	\$86,983.00	\$2,552.00	\$2,966.00	\$21,596.00	\$114,097.00
SURPLUS / (DEFICIT) B/F	承上結存	(\$1,432,120.60)	(\$1,418,059.95)	(\$1,418,628.02)	(\$1,448,997.98)	(\$1,457,088.89)	(\$1,445,516.94)	(\$1,462,402.35)	(\$1,386,462.21)	(\$1,383,864.12)	(\$1,368,100.33)	(\$1,432,120.60)
ACCUM.SURPLUS / (DEFICIT) C/F	累積盈餘/(赤字)	(\$1,418,059.95)	(\$1,418,628.02)	(\$1,448,997.98)	(\$1,457,088.89)	(\$1,445,516.94)	(\$1,462,402.35)	(\$1,386,462.21)	(\$1,383,864.12)	(\$1,368,100.33)	(\$1,346,780.38)	(\$1,346,780.38)



T.L.60

HONG KONG GARDENS - BLOCK 5 豪景花園第五座  
STATEMENT OF COMPREHENSIVE INCOME 收支報告表  
(FORMERLY KNOWN AS INCOME & EXPENDITURE ACCOUNT)

		Jan-22 (一月)	Feb-22 (二月)	Mar-22 (三月)	Apr-22 (四月)	May-22 (五月)	Jun-22 (六月)	Jul-22 (七月)	Aug-22 (八月)	Sep-22 (九月)	Oct-22 (十月)	1-10/2022 TOTAL總計
<b>INCOME:</b>	收入											
MANAGEMENT FEE RECEIVED	管理費收入	\$160,160.00	\$160,160.00	\$160,160.00	\$160,160.00	\$160,160.00	\$160,160.00	\$160,160.00	\$160,160.00	\$160,160.00	\$160,160.00	\$1,601,600.00
LESS: SINKING FUND	減: 儲備基金	(\$8,008.00)	(\$8,008.00)	(\$8,008.00)	(\$8,008.00)	(\$8,008.00)	(\$8,008.00)	(\$8,008.00)	(\$8,008.00)	(\$8,008.00)	(\$8,008.00)	(\$80,080.00)
LESS: PROVISION FOR BAD DEBT - M.F.	管理費壞賬撥備	\$0.00	\$0.00	\$0.00	\$0.00	\$0.00	\$0.00	\$0.00	\$0.00	\$0.00	\$0.00	\$0.00
ADD: BAD DEBT (M.F.) WRITTEN BACK	收回管理費壞賬	\$0.00	\$0.00	\$0.00	\$0.00	\$0.00	\$0.00	\$0.00	\$0.00	\$0.00	\$0.00	\$0.00
INSURANCE AND OTHER COMPENSATION	保險及其他賠償	\$0.00	\$0.00	\$0.00	\$0.00	\$0.00	\$0.00	\$0.00	\$0.00	\$0.00	\$0.00	\$0.00
LEGAL FEE RECOVERED	訴訟費收入	\$0.00	\$0.00	\$0.00	\$0.00	\$0.00	\$0.00	\$0.00	\$0.00	\$0.00	\$0.00	\$0.00
INTEREST INCOME	利息收入	\$0.00	\$0.00	\$0.00	\$0.00	\$0.00	\$0.00	\$0.00	\$0.00	\$0.00	\$0.00	\$0.00
SUNDRY INCOME	什項收入	\$0.00	\$0.00	\$0.00	\$0.00	\$0.00	\$0.00	\$0.00	\$0.00	\$0.00	\$0.00	\$0.00
		\$152,152.00	\$152,152.00	\$152,152.00	\$152,152.00	\$152,152.00	\$152,152.00	\$152,152.00	\$152,152.00	\$152,152.00	\$152,152.00	\$1,521,520.00
<b>EXPENSES:</b>	減: 支出											
APPORTIONMENT OF GARDENS EXPENSES	公共費用之分攤	\$64,252.28	\$73,351.11	\$77,957.22	\$92,365.91	\$67,621.85	\$77,086.27	\$71,893.10	\$73,212.79	\$64,318.65	\$79,688.73	\$741,747.91
AUDITORS REMUNERATION	核數費	\$0.00	\$0.00	\$0.00	\$0.00	\$0.00	\$0.00	\$0.00	\$0.00	\$0.00	\$0.00	\$0.00
CONSULTING FEE	諮詢費	\$0.00	\$0.00	\$0.00	\$0.00	\$0.00	\$0.00	\$0.00	\$0.00	\$0.00	\$0.00	\$0.00
CLEANING EXPENSES	清潔費	\$9,370.00	\$9,370.00	\$9,370.00	\$9,370.00	\$9,370.00	\$9,370.00	\$9,370.00	\$9,370.00	\$9,370.00	\$10,387.49	\$94,717.49
DEBRIS REMOVAL CHARGES	清泥頭費	\$0.00	\$0.00	\$0.00	\$0.00	\$0.00	\$0.00	\$0.00	\$0.00	\$0.00	\$0.00	\$0.00
ELECTRICITY	電費	\$9,013.00	\$9,448.05	\$8,298.89	\$9,515.00	\$9,389.55	\$11,744.01	\$11,084.09	\$11,667.00	\$11,493.61	\$10,391.00	\$102,044.20
FESTIVAL DECORATION EXPENSES	節日裝飾	\$0.00	\$0.00	\$0.00	\$470.00	\$0.00	\$0.00	\$0.00	\$0.00	\$0.00	\$0.00	\$470.00
FURNITURE, FIXTURES & EQUIPMENT	屋苑設備	\$0.00	\$0.00	\$0.00	\$0.00	\$0.00	\$0.00	\$0.00	\$0.00	\$0.00	\$0.00	\$0.00
LEGAL FEE	訴訟費	\$0.00	\$0.00	\$0.00	\$0.00	\$0.00	\$0.00	\$0.00	(\$3,300.00)	\$0.00	\$0.00	(\$3,300.00)
MAINTENANCE, REPAIR & INSTALLATION	保養維修											
CONCRETE AND SCAFFOLDING	外牆維修及搭棚	\$0.00	\$0.00	\$6,000.00	\$0.00	\$0.00	\$0.00	\$0.00	\$0.00	\$20,602.00	\$13,770.00	\$40,372.00
DRAINAGE, ELECTRICALS & PUMPS	水電保養維修	\$1,868.00	\$0.00	\$21,900.00	\$920.00	\$28.00	\$28.00	\$1,896.00	\$0.00	\$72.00	\$920.00	\$27,632.00
SECURITY SYSTEM / SMATV. SYM	保安系統/衛星電視	\$340.00	\$340.00	\$340.00	\$340.00	\$340.00	\$340.00	\$484.03	\$1,979.03	\$595.97	\$540.00	\$5,639.03
FIRE FIGHTING SYSTEM	消防保養	\$0.00	\$0.00	\$0.00	\$0.00	\$0.00	\$0.00	\$0.00	\$0.00	\$0.00	\$1,300.00	\$1,300.00
LIFTS	升降機	\$6,500.00	\$6,500.00	\$6,500.00	\$6,500.00	\$6,500.00	\$19,080.00	\$6,500.00	\$6,500.00	\$6,500.00	\$6,500.00	\$77,580.00
MANAGER'S REMUNERATION 4%	管理酬金 4%	\$2,841.63	\$2,784.31	\$3,868.37	\$2,842.61	\$2,794.22	\$3,380.47	\$2,931.36	\$2,740.55	\$3,706.57	\$3,510.33	\$31,400.42
MAINTENANCE FUND 11%	維修基金 11%	\$7,814.48	\$7,656.86	\$10,638.01	\$7,817.18	\$7,684.11	\$9,296.29	\$8,061.23	\$7,536.52	\$10,193.06	\$9,653.41	\$86,351.15
PEST CONTROL	殺蟲滅鼠	\$0.00	\$0.00	\$0.00	\$0.00	\$0.00	\$0.00	\$0.00	\$0.00	\$0.00	\$0.00	\$0.00
PRINTING AND STATIONERY	印刷及廣告費	\$0.00	\$0.00	\$0.00	\$0.00	\$0.00	\$0.00	\$0.00	\$0.00	\$0.00	\$0.00	\$0.00
SECURITY GUARD SERVICE CHARGES	保安費	\$42,778.00	\$42,778.00	\$42,778.00	\$42,778.00	\$42,778.00	\$42,778.00	\$42,778.00	\$41,126.00	\$42,778.00	\$42,778.00	\$426,128.00
SUNDRY EXPENSES	什項支出	\$1,013.76	\$1,013.76	\$1,364.28	\$1,014.26	\$1,292.02	\$1,013.76	\$1,013.76	\$1,013.76	\$1,094.62	\$1,013.76	\$10,847.74
TELEPHONE	電話費	\$158.00	\$158.00	\$158.00	\$158.00	\$158.00	\$158.00	\$158.00	\$158.00	\$158.00	\$158.00	\$1,580.00
WATER FEE	水費	\$0.00	\$0.00	\$0.00	\$0.00	\$0.00	\$0.00	\$0.00	\$0.00	\$0.00	\$0.00	\$0.00
TOTAL EXPENSES	總支出	\$145,949.15	\$153,400.09	\$189,172.77	\$174,090.96	\$147,955.75	\$174,274.80	\$156,169.57	\$152,003.65	\$170,882.48	\$180,610.72	\$1,644,509.94
SURPLUS / (DEFICIT) FOR THE PERIOD	本期盈餘/(赤字)	\$6,202.85	(\$1,248.09)	(\$37,020.77)	(\$21,938.96)	\$4,196.25	(\$22,122.80)	(\$4,017.57)	\$148.35	(\$18,730.48)	(\$28,458.72)	(\$122,989.94)
SURPLUS / (DEFICIT) B/F	承上結存	(\$715,465.90)	(\$709,263.05)	(\$710,511.14)	(\$747,531.91)	(\$769,470.87)	(\$765,274.62)	(\$787,397.42)	(\$791,414.99)	(\$791,266.64)	(\$809,997.12)	(\$715,465.90)
ACCUM.SURPLUS / (DEFICIT) C/F	累積盈餘/(赤字)	(\$709,263.05)	(\$710,511.14)	(\$747,531.91)	(\$769,470.87)	(\$765,274.62)	(\$787,397.42)	(\$791,414.99)	(\$791,266.64)	(\$809,997.12)	(\$838,455.84)	(\$838,455.84)





T.L.60  
HONG KONG GARDENS - BLOCK 6 豪景花園第六座  
STATEMENT OF COMPREHENSIVE INCOME 收支報告表  
(FORMERLY KNOWN AS INCOME & EXPENDITURE ACCOUNT )

		Jan-22 (一月)	Feb-22 (二月)	Mar-22 (三月)	Apr-22 (四月)	May-22 (五月)	Jun-22 (六月)	Jul-22 (七月)	Aug-22 (八月)	Sep-22 (九月)	Oct-22 (十月)	1-10/2022 TOTAL總計
<b>INCOME:</b>	收入											
MANAGEMENT FEE RECEIVED	管理費收入	\$152,592.00	\$152,592.00	\$152,592.00	\$152,592.00	\$152,592.00	\$152,592.00	\$152,592.00	\$152,592.00	\$152,592.00	\$152,592.00	\$1,525,920.00
LESS: SINKING FUND	減：儲備基金	(\$7,629.60)	(\$7,629.60)	(\$7,629.60)	(\$7,629.60)	(\$7,629.60)	(\$7,629.60)	(\$7,629.60)	(\$7,629.60)	(\$7,629.60)	(\$7,629.60)	(\$76,296.00)
LESS: PROVISION FOR BAD DEBT - M.F.	管理費壞賬撥備	\$0.00	\$0.00	\$0.00	\$0.00	\$0.00	\$0.00	\$0.00	\$0.00	\$0.00	\$0.00	\$0.00
ADD: BAD DEBT (M.F.) WRITTEN BACK	收回管理費壞賬	\$0.00	\$0.00	\$0.00	\$0.00	\$0.00	\$0.00	\$0.00	\$0.00	\$0.00	\$0.00	\$0.00
TELECOM STATION INCOME	電訊台收入	\$15,000.00	\$15,000.00	\$15,000.00	\$15,000.00	\$15,000.00	\$15,000.00	\$15,000.00	\$15,000.00	\$15,000.00	\$15,000.00	\$150,000.00
LESS: PROPERTY TAX OF TELECOM	減：電訊物業稅	\$0.00	\$0.00	\$0.00	\$0.00	\$0.00	\$0.00	\$0.00	\$0.00	\$0.00	\$0.00	\$0.00
INSURANCE AND OTHER COMPENSATION	保險及其他賠償	\$0.00	\$0.00	\$0.00	\$0.00	\$0.00	\$0.00	\$0.00	\$0.00	\$0.00	\$0.00	\$0.00
LEGAL FEE RECOVERED	訴訟費收入	\$0.00	\$0.00	\$0.00	\$0.00	\$0.00	\$0.00	\$0.00	\$0.00	\$0.00	\$0.00	\$0.00
INTEREST INCOME	利息收入	\$0.00	\$0.00	\$0.00	\$0.00	\$0.00	\$0.00	\$0.00	\$0.00	\$0.00	\$0.00	\$0.00
SUNDRY INCOME	什項收入	\$0.00	\$0.00	\$200.00	\$0.00	\$0.00	\$200.00	\$0.00	\$0.00	\$200.00	\$0.00	\$600.00
		\$159,962.40	\$159,962.40	\$160,162.40	\$159,962.40	\$159,962.40	\$160,162.40	\$159,962.40	\$159,962.40	\$160,162.40	\$159,962.40	\$1,600,224.00
<b>EXPENSES:</b>	減：支出											
APPORTIONMENT OF GARDENS EXPENSES	公共費用之分攤	\$64,252.28	\$73,351.11	\$77,957.22	\$92,365.91	\$67,621.85	\$77,086.27	\$71,893.10	\$73,212.79	\$64,318.65	\$79,688.73	\$741,747.91
AUDITORS REMUNERATION	核數費	\$0.00	\$0.00	\$0.00	\$0.00	\$0.00	\$0.00	\$0.00	\$0.00	\$0.00	\$0.00	\$0.00
CONSULTING FEE	諮詢費	\$0.00	\$0.00	\$0.00	\$0.00	\$0.00	\$0.00	\$0.00	\$0.00	\$0.00	\$0.00	\$0.00
CLEANING EXPENSES	清潔費	\$9,370.00	\$9,370.00	\$9,370.00	\$9,750.00	\$9,370.00	\$9,370.00	\$9,370.00	\$9,370.00	\$9,370.00	\$11,219.46	\$95,929.46
DEBRIS REMOVAL CHARGES	清泥頭費	\$0.00	\$0.00	\$0.00	\$0.00	\$0.00	\$0.00	\$0.00	\$0.00	\$0.00	\$0.00	\$0.00
ELECTRICITY	電費	\$8,372.00	\$8,720.00	\$7,500.00	\$8,240.00	\$8,298.00	\$9,994.00	\$9,704.00	\$9,946.00	\$9,877.00	\$9,246.00	\$89,897.00
FESTIVAL DECORATION EXPENSES	節日裝飾	\$0.00	\$0.00	\$0.00	\$470.00	\$0.00	\$0.00	\$0.00	\$0.00	\$0.00	\$0.00	\$470.00
FURNITURE, FIXTURES & EQUIPMENT	屋苑設備	\$0.00	\$0.00	\$0.00	\$0.00	\$0.00	\$0.00	\$0.00	\$0.00	\$0.00	\$0.00	\$0.00
GOVERNMENT RATES	差餉	\$900.00	\$0.00	\$0.00	\$1,350.00	\$0.00	\$0.00	\$1,350.00	\$0.00	\$0.00	\$1,350.00	\$4,950.00
LEGAL FEE	訴訟費	\$0.00	\$0.00	\$0.00	\$0.00	\$0.00	\$0.00	\$0.00	(\$3,300.00)	\$0.00	\$0.00	(\$3,300.00)
MAINTENANCE, REPAIR & INSTALLATION	保養維修											
CONCRETE AND SCAFFOLDING	外牆維修及搭棚	\$0.00	\$3,200.00	\$6,002.00	\$0.00	\$0.00	\$0.00	\$6,000.00	\$0.00	\$0.00	\$0.00	\$15,202.00
DRAINAGE, ELECTRICALS & PUMPS	水電保養維修	\$1,868.00	\$56.00	\$0.00	\$980.00	\$1,008.00	\$1,030.00	\$10,339.00	\$12,800.00	\$2,340.00	\$1,413.00	\$31,834.00
SECURITY SYSTEM / SMATV. SYM	保安系統/衛星電視	\$340.00	\$340.00	\$340.00	\$340.00	\$340.00	\$340.00	\$484.03	\$1,979.03	\$595.97	\$540.00	\$5,639.03
FIRE FIGHTING SYSTEM	消防保養	\$0.00	\$0.00	\$0.00	\$2,400.00	\$0.00	\$0.00	\$0.00	\$0.00	\$0.00	\$0.00	\$2,400.00
LIFTS	升降機	\$6,500.00	\$6,500.00	\$6,500.00	\$6,500.00	\$6,500.00	\$7,080.00	\$6,500.00	\$6,500.00	\$6,500.00	\$6,500.00	\$65,580.00
MANAGER'S REMUNERATION 4%	管理酬金 4%	\$2,851.95	\$2,885.39	\$2,957.54	\$2,959.17	\$2,789.72	\$2,870.51	\$3,507.83	\$3,249.75	\$2,905.27	\$2,968.69	\$29,945.82
MAINTENANCE FUND 11%	維修基金 11%	\$7,842.86	\$7,934.82	\$8,133.23	\$8,137.72	\$7,671.73	\$7,893.90	\$9,646.54	\$8,936.82	\$7,989.49	\$8,163.89	\$82,351.00
PEST CONTROL	殺蟲滅鼠	\$0.00	\$0.00	\$0.00	\$0.00	\$0.00	\$0.00	\$0.00	\$0.00	\$0.00	\$0.00	\$0.00
PRINTING AND STATIONERY	印刷及廣告費	\$0.00	\$0.00	\$0.00	\$0.00	\$0.00	\$0.00	\$0.00	\$0.00	\$0.00	\$0.00	\$0.00
SECURITY GUARD SERVICE CHARGES	保安費	\$42,778.00	\$42,778.00	\$42,778.00	\$42,778.00	\$42,778.00	\$42,778.00	\$42,778.00	\$42,778.00	\$42,778.00	\$42,778.00	\$427,780.00
SUNDRY EXPENSES	什項支出	\$1,013.76	\$1,013.76	\$1,291.48	\$1,014.26	\$1,292.02	\$1,013.76	\$1,013.76	\$1,013.76	\$1,013.76	\$1,013.76	\$10,694.08
TRAVELLING	交通費	\$0.00	\$0.00	\$0.00	\$0.00	\$0.00	\$0.00	\$0.00	\$0.00	\$0.00	\$0.00	\$0.00
TELEPHONE	電話費	\$157.00	\$157.00	\$157.00	\$157.00	\$157.00	\$157.00	\$157.00	\$157.00	\$157.00	\$157.00	\$1,570.00
WATER FEE	水費	\$0.00	\$0.00	\$0.00	\$0.00	\$0.00	\$0.00	\$0.00	\$0.00	\$0.00	\$0.00	\$0.00
TOTAL EXPENSES	總支出	\$146,245.85	\$156,306.08	\$162,986.47	\$177,442.06	\$147,826.32	\$159,613.44	\$172,743.26	\$166,643.15	\$147,845.14	\$165,038.53	\$1,602,690.30
SURPLUS / (DEFICIT) FOR THE PERIOD	本期盈餘/(赤字)	\$13,716.55	\$3,656.32	(\$2,824.07)	(\$17,479.66)	\$12,136.08	\$548.96	(\$12,780.86)	(\$6,680.75)	\$12,317.26	(\$5,076.13)	(\$2,466.30)
CONTRIBUTION COLLECTED	已收集資	\$0.00	\$0.00	\$0.00	\$0.00	\$0.00	\$0.00	\$91,902.00	\$9,537.00	\$2,601.00	\$21,675.00	\$125,715.00
SURPLUS / (DEFICIT) B/F	承上結存	(\$1,542,523.45)	(\$1,528,806.90)	(\$1,525,150.58)	(\$1,527,974.65)	(\$1,545,454.31)	(\$1,533,318.23)	(\$1,532,769.27)	(\$1,453,648.13)	(\$1,450,791.88)	(\$1,435,873.62)	(\$1,542,523.45)
ACCUM.SURPLUS / (DEFICIT) C/F	累積盈餘/(赤字)	(\$1,528,806.90)	(\$1,525,150.58)	(\$1,527,974.65)	(\$1,545,454.31)	(\$1,533,318.23)	(\$1,532,769.27)	(\$1,453,648.13)	(\$1,450,791.88)	(\$1,435,873.62)	(\$1,419,274.75)	(\$1,419,274.75)



T.L.60  
HONG KONG GARDENS - BLOCK 7 豪景花園第七座  
STATEMENT OF COMPREHENSIVE INCOME 收支報告表  
(FORMERLY KNOWN AS INCOME & EXPENDITURE ACCOUNT)

		Jan-22 (一月)	Feb-22 (二月)	Mar-22 (三月)	Apr-22 (四月)	May-22 (五月)	Jun-22 (六月)	Jul-22 (七月)	Aug-22 (八月)	Sep-22 (九月)	Oct-22 (十月)	1-10/2022 TOTAL總計
<b>INCOME:</b>	收入											
MANAGEMENT FEE RECEIVED	管理費收入	\$192,984.00	\$192,984.00	\$192,984.00	\$192,984.00	\$192,984.00	\$192,984.00	\$192,984.00	\$192,984.00	\$192,984.00	\$192,984.00	\$1,929,840.00
LESS: SINKING FUND	減: 儲備基金	(\$9,649.20)	(\$9,649.20)	(\$9,649.20)	(\$9,649.20)	(\$9,649.20)	(\$9,649.20)	(\$9,649.20)	(\$9,649.20)	(\$9,649.20)	(\$9,649.20)	(\$96,492.00)
INSURANCE AND OTHER COMPENSATION	保險及其他賠償	\$0.00	\$0.00	\$0.00	\$0.00	\$0.00	\$0.00	\$0.00	\$0.00	\$0.00	\$0.00	\$0.00
LEGAL FEE RECOVERED	訴訟費收入	\$0.00	\$0.00	\$0.00	\$0.00	\$0.00	\$0.00	\$0.00	\$0.00	\$0.00	\$0.00	\$0.00
INTEREST INCOME	利息收入	\$0.00	\$0.00	\$0.00	\$0.00	\$0.00	\$0.00	\$0.00	\$0.00	\$0.00	\$0.00	\$0.00
SUNDRY INCOME	什項收入	\$0.00	\$0.00	\$0.00	\$100.00	\$0.00	\$0.00	\$0.00	\$0.00	\$0.00	\$0.00	\$100.00
		\$183,334.80	\$183,334.80	\$183,334.80	\$183,434.80	\$183,334.80	\$183,334.80	\$183,334.80	\$183,334.80	\$183,334.80	\$183,334.80	\$1,833,448.00
<b>EXPENSES:</b>	減: 支出											
APPORTIONMENT OF GARDENS EXPENSES	公共費用之分攤	\$86,740.57	\$99,024.00	\$105,242.25	\$124,693.97	\$91,289.50	\$104,066.46	\$97,055.68	\$98,837.27	\$86,830.18	\$107,579.78	\$1,001,359.66
AUDITORS REMUNERATION	核數費	\$0.00	\$0.00	\$0.00	\$0.00	\$0.00	\$0.00	\$0.00	\$0.00	\$0.00	\$0.00	\$0.00
CONSULTING FEE	諮詢費	\$0.00	\$0.00	\$0.00	\$0.00	\$0.00	\$0.00	\$0.00	\$0.00	\$0.00	\$0.00	\$0.00
CLEANING EXPENSES	清潔費	\$9,370.00	\$9,370.00	\$9,370.00	\$9,370.00	\$9,370.00	\$9,370.00	\$9,370.00	\$9,370.00	\$9,370.00	\$11,395.41	\$95,725.41
DEBRIS REMOVAL CHARGES	清泥頭費	\$0.00	\$0.00	\$0.00	\$0.00	\$0.00	\$0.00	\$0.00	\$0.00	\$0.00	\$0.00	\$0.00
ELECTRICITY	電費	\$8,749.00	\$9,259.00	\$7,957.00	\$8,651.00	\$9,198.00	\$11,529.00	\$11,355.00	\$12,180.00	\$12,178.00	\$11,162.00	\$102,218.00
FESTIVAL DECORATION EXPENSES	節日裝飾	\$0.00	\$0.00	\$0.00	\$470.00	\$0.00	\$0.00	\$0.00	\$0.00	\$0.00	\$0.00	\$470.00
FURNITURE, FIXTURES & EQUIPMENT	屋苑設備	\$0.00	\$0.00	\$0.00	\$0.00	\$0.00	\$0.00	\$0.00	\$0.00	\$0.00	\$0.00	\$0.00
LEGAL FEE	訴訟費	\$0.00	\$0.00	\$0.00	\$0.00	\$0.00	\$0.00	\$0.00	(\$10,000.00)	\$0.00	\$0.00	(\$10,000.00)
MAINTENANCE, REPAIR & INSTALLATION	保養維修											
CONCRETE AND SCAFFOLDING	外牆維修及搭棚	\$0.00	\$3,800.00	\$0.00	\$0.00	\$0.00	\$17,302.00	\$0.00	\$3,800.00	\$0.00	\$3,530.00	\$28,432.00
DRAINAGE, ELECTRICALS & PUMPS	水電保養維修	\$4,455.00	\$40.00	\$0.00	\$1,298.00	\$14,052.50	\$0.00	\$27,406.67	\$5,035.00	\$2,359.00	\$935.00	\$55,581.17
SECURITY SYSTEM / SMATV. SYM	保安系統/衛星電視	\$340.00	\$340.00	\$340.00	\$340.00	\$340.00	\$340.00	\$1,984.44	\$2,029.44	\$545.56	\$540.00	\$7,139.44
FIRE FIGHTING SYSTEM	消防保養	\$0.00	\$0.00	\$0.00	\$0.00	\$0.00	\$0.00	\$0.00	\$0.00	\$0.00	\$0.00	\$0.00
LIFTS	升降機	\$9,060.00	\$9,060.00	\$9,060.00	\$9,060.00	\$9,060.00	\$9,640.00	\$9,060.00	\$9,060.00	\$9,060.00	\$9,060.00	\$91,180.00
MANAGER'S REMUNERATION 4%	管理酬金 4%	\$3,026.81	\$3,022.61	\$2,831.93	\$2,915.43	\$3,439.80	\$3,675.09	\$4,114.90	\$3,012.91	\$3,088.36	\$3,213.15	\$32,340.99
MAINTENANCE FUND 11%	維修基金 11%	\$8,323.74	\$8,312.19	\$7,787.81	\$8,017.44	\$9,459.46	\$10,106.51	\$11,315.97	\$8,285.49	\$8,492.98	\$8,836.16	\$88,937.75
PEST CONTROL	殺蟲滅鼠	\$0.00	\$0.00	\$0.00	\$0.00	\$0.00	\$0.00	\$0.00	\$0.00	\$0.00	\$0.00	\$0.00
PRINTING AND STATIONERY	印刷及廣告費	\$0.00	\$0.00	\$0.00	\$0.00	\$0.00	\$0.00	\$0.00	\$0.00	\$0.00	\$0.00	\$0.00
SECURITY GUARD SERVICE CHARGES	保安費	\$42,778.00	\$42,778.00	\$42,778.00	\$42,778.00	\$42,778.00	\$42,778.00	\$42,778.00	\$42,778.00	\$42,778.00	\$42,778.00	\$427,780.00
SUNDRY EXPENSES	什項支出	\$760.32	\$760.32	\$1,135.24	\$760.82	\$1,038.58	\$760.32	\$760.32	\$760.32	\$760.32	\$770.32	\$8,266.88
TELEPHONE	電話費	\$158.00	\$158.00	\$158.00	\$158.00	\$158.00	\$158.00	\$158.00	\$158.00	\$158.00	\$158.00	\$1,580.00
WATER FEE	水費	\$0.00	\$0.00	\$0.00	\$0.00	\$0.00	\$0.00	\$0.00	\$151.90	\$0.00	\$0.00	\$151.90
TOTAL EXPENSES	總支出	\$173,761.44	\$185,924.12	\$186,660.23	\$208,512.66	\$190,183.84	\$209,725.38	\$215,358.98	\$185,458.33	\$175,620.40	\$199,957.82	\$1,931,163.20
SURPLUS / (DEFICIT) FOR THE PERIOD	本期盈餘/(赤字)	\$9,573.36	(\$2,589.32)	(\$3,325.43)	(\$25,077.86)	(\$6,849.04)	(\$26,390.58)	(\$32,024.18)	(\$2,123.53)	\$7,714.40	(\$16,623.02)	(\$97,715.20)
SURPLUS / (DEFICIT) B/F	承上結存	(\$277,701.69)	(\$268,128.33)	(\$270,717.65)	(\$274,043.08)	(\$299,120.94)	(\$305,969.98)	(\$332,360.56)	(\$364,384.74)	(\$366,508.27)	(\$358,793.87)	(\$277,701.69)
ACCUM.SURPLUS / (DEFICIT) C/F	累積盈餘/(赤字)	(\$268,128.33)	(\$270,717.65)	(\$274,043.08)	(\$299,120.94)	(\$305,969.98)	(\$332,360.56)	(\$364,384.74)	(\$366,508.27)	(\$358,793.87)	(\$375,416.89)	(\$375,416.89)



T.L.60  
HONG KONG GARDENS - BLOCK 8 豪景花園第八座  
STATEMENT OF COMPREHENSIVE INCOME 收支報告表  
(FORMERLY KNOWN AS INCOME & EXPENDITURE ACCOUNT)

		Jan-22 (一月)	Feb-22 (二月)	Mar-22 (三月)	Apr-22 (四月)	May-22 (五月)	Jun-22 (六月)	Jul-22 (七月)	Aug-22 (八月)	Sep-22 (九月)	Oct-22 (十月)	1-10/2022 TOTAL總計
<b>INCOME:</b>	收入											
MANAGEMENT FEE RECEIVED	管理費收入	\$194,876.00	\$194,876.00	\$194,876.00	\$194,876.00	\$194,876.00	\$194,876.00	\$194,876.00	\$194,876.00	\$194,876.00	\$194,876.00	\$1,948,760.00
LESS: SINKING FUND	減: 儲備基金	(\$9,743.80)	(\$9,743.80)	(\$9,743.80)	(\$9,743.80)	(\$9,743.80)	(\$9,743.80)	(\$9,743.80)	(\$9,743.80)	(\$9,743.80)	(\$9,743.80)	(\$97,438.00)
INSURANCE AND OTHER COMPENSATION	保險及其他賠償	\$0.00	\$0.00	\$0.00	\$0.00	\$0.00	\$0.00	\$0.00	\$0.00	\$0.00	\$0.00	\$0.00
LEGAL FEE RECOVERED	訴訟費收入	\$0.00	\$0.00	\$0.00	\$0.00	\$0.00	\$0.00	\$0.00	\$0.00	\$0.00	\$0.00	\$0.00
INTEREST INCOME	利息收入	\$0.00	\$0.00	\$0.00	\$0.00	\$0.00	\$0.00	\$0.00	\$0.00	\$0.00	\$0.00	\$0.00
SUNDRY INCOME	什項收入	\$0.00	\$0.00	\$0.00	\$0.00	\$0.00	\$0.00	\$0.00	\$0.00	\$200.00	\$0.00	\$200.00
		\$185,132.20	\$185,132.20	\$185,132.20	\$185,132.20	\$185,132.20	\$185,132.20	\$185,132.20	\$185,132.20	\$185,332.20	\$185,132.20	\$1,851,522.00
<b>EXPENSES:</b>	減: 支出											
APPORTIONMENT OF GARDENS EXPENSES	公共費用之攤	\$86,740.57	\$99,024.00	\$105,242.25	\$124,693.97	\$91,289.50	\$104,066.46	\$97,055.68	\$98,837.27	\$86,830.18	\$107,579.78	\$1,001,359.66
AUDITORS REMUNERATION	核數費	\$0.00	\$0.00	\$0.00	\$0.00	\$0.00	\$0.00	\$0.00	\$0.00	\$0.00	\$0.00	\$0.00
CONSULTING FEE	諮詢費	\$0.00	\$0.00	\$0.00	\$0.00	\$0.00	\$0.00	\$0.00	\$0.00	\$0.00	\$0.00	\$0.00
CLEANING EXPENSES	清潔費	\$9,370.00	\$9,370.00	\$9,370.00	\$9,370.00	\$9,370.00	\$9,370.00	\$9,370.00	\$9,370.00	\$9,370.00	\$10,731.28	\$95,061.28
DEBRIS REMOVAL CHARGES	清泥頭費	\$0.00	\$0.00	\$0.00	\$0.00	\$0.00	\$0.00	\$0.00	\$0.00	\$0.00	\$0.00	\$0.00
ELECTRICITY	電費	\$9,031.00	\$9,342.00	\$7,747.00	\$8,765.00	\$9,018.00	\$10,755.00	\$10,141.00	\$11,355.00	\$11,276.00	\$10,648.00	\$98,078.00
FESTIVAL DECORATION EXPENSES	節日裝飾	\$113.00	\$0.00	\$0.00	\$470.00	\$0.00	\$0.00	\$0.00	\$0.00	\$0.00	\$0.00	\$583.00
FURNITURE, FIXTURES & EQUIPMENT	屋苑設備	\$0.00	\$0.00	\$0.00	\$0.00	\$0.00	\$0.00	\$0.00	\$0.00	\$0.00	\$0.00	\$0.00
LEGAL FEE	訴訟費	\$0.00	\$0.00	\$0.00	\$0.00	\$0.00	\$0.00	\$0.00	\$0.00	\$0.00	\$0.00	\$0.00
MAINTENANCE, REPAIR & INSTALLATION	保養維修											
CONCRETE AND SCAFFOLDING	外牆維修及搭棚	\$0.00	\$8,802.00	\$0.00	\$0.00	\$0.00	\$3,800.00	\$20,001.00	\$21,820.00	\$4,502.00	\$4,020.00	\$62,945.00
DRAINAGE, ELECTRICALS & PUMPS	水電保養維修	\$2,370.00	\$0.00	\$8,840.00	\$1,132.00	\$2,728.00	\$3,528.00	\$1,896.00	\$31,500.00	\$0.00	\$948.00	\$52,942.00
SECURITY SYSTEM / SMATV. SYM	保安系統/衛星電視	\$340.00	\$340.00	\$340.00	\$340.00	\$340.00	\$340.00	\$534.44	\$2,029.44	\$545.56	\$540.00	\$5,689.44
FIRE FIGHTING SYSTEM	消防保養	\$0.00	\$0.00	\$0.00	\$0.00	\$0.00	\$0.00	\$0.00	\$0.00	\$0.00	\$0.00	\$0.00
LIFTS	升降機	\$9,060.00	\$9,060.00	\$9,060.00	\$9,060.00	\$9,060.00	\$9,640.00	\$9,060.00	\$9,060.00	\$9,060.00	\$9,060.00	\$91,180.00
MANAGER'S REMUNERATION 4%	管理酬金 4%	\$2,959.21	\$3,224.41	\$3,177.13	\$2,916.91	\$2,979.62	\$3,245.17	\$3,787.95	\$5,155.85	\$3,138.00	\$3,185.74	\$33,769.99
MAINTENANCE FUND 11%	維修基金 11%	\$8,137.84	\$8,867.14	\$8,737.11	\$8,021.51	\$8,193.96	\$8,924.23	\$10,416.86	\$14,178.59	\$8,629.49	\$8,760.80	\$92,867.53
PEST CONTROL	殺蟲滅鼠	\$0.00	\$0.00	\$0.00	\$0.00	\$0.00	\$0.00	\$0.00	\$0.00	\$0.00	\$0.00	\$0.00
PRINTING AND STATIONERY	印刷及廣告費	\$0.00	\$0.00	\$0.00	\$0.00	\$0.00	\$0.00	\$0.00	\$0.00	\$0.00	\$0.00	\$0.00
SECURITY GUARD SERVICE CHARGES	保安費	\$42,778.00	\$42,778.00	\$42,778.00	\$42,778.00	\$42,778.00	\$42,778.00	\$42,778.00	\$42,778.00	\$42,778.00	\$42,778.00	\$427,780.00
SUNDRY EXPENSES	什項支出	\$760.32	\$760.32	\$1,135.24	\$849.82	\$1,038.58	\$760.32	\$760.32	\$760.32	\$760.32	\$760.32	\$8,345.88
TRAVELLING	交通費	\$0.00	\$0.00	\$0.00	\$0.00	\$0.00	\$0.00	\$0.00	\$0.00	\$0.00	\$0.00	\$0.00
TELEPHONE	電話費	\$158.00	\$158.00	\$158.00	\$158.00	\$158.00	\$158.00	\$158.00	\$158.00	\$158.00	\$158.00	\$1,580.00
WATER FEE	水費	\$0.00	\$0.00	\$0.00	\$0.00	\$0.00	\$0.00	\$0.00	\$65.50	\$0.00	\$0.00	\$65.50
TOTAL EXPENSES	總支出	\$171,817.94	\$191,725.87	\$196,584.73	\$208,555.21	\$176,953.66	\$197,365.18	\$205,959.25	\$247,067.97	\$177,047.55	\$199,169.92	\$1,972,247.28
SURPLUS / (DEFICIT) FOR THE PERIOD	本期盈餘/(赤字)	\$13,314.26	(\$6,593.67)	(\$11,452.53)	(\$23,423.01)	\$8,178.54	(\$12,232.98)	(\$20,827.05)	(\$61,935.77)	\$8,284.65	(\$14,037.72)	(\$120,725.28)
SURPLUS / (DEFICIT) B/F	承上結存	(\$462,624.74)	(\$449,310.48)	(\$455,904.15)	(\$467,356.68)	(\$490,779.69)	(\$482,601.15)	(\$494,834.13)	(\$515,661.18)	(\$577,596.95)	(\$569,312.30)	(\$462,624.74)
ACCUM.SURPLUS / (DEFICIT) C/F	累積盈餘/(赤字)	(\$449,310.48)	(\$455,904.15)	(\$467,356.68)	(\$490,779.69)	(\$482,601.15)	(\$494,834.13)	(\$515,661.18)	(\$577,596.95)	(\$569,312.30)	(\$583,350.02)	(\$583,350.02)



T.L.60  
HONG KONG GARDENS - BLOCK 9 豪景花園第九座  
STATEMENT OF COMPREHENSIVE INCOME 收支報告表  
(FORMERLY KNOWN AS INCOME & EXPENDITURE ACCOUNT)

		Jan-22 (一月)	Feb-22 (二月)	Mar-22 (三月)	Apr-22 (四月)	May-22 (五月)	Jun-22 (六月)	Jul-22 (七月)	Aug-22 (八月)	Sep-22 (九月)	Oct-22 (十月)	1-10/2022 TOTAL總計
<b>INCOME:</b>	收入											
MANAGEMENT FEE RECEIVED	管理費收入	\$204,336.00	\$204,336.00	\$204,336.00	\$204,336.00	\$204,336.00	\$204,336.00	\$204,336.00	\$204,336.00	\$204,336.00	\$204,336.00	\$2,043,360.00
LESS: SINKING FUND	減：儲備基金	(\$10,216.80)	(\$10,216.80)	(\$10,216.80)	(\$10,216.80)	(\$10,216.80)	(\$10,216.80)	(\$10,216.80)	(\$10,216.80)	(\$10,216.80)	(\$10,216.80)	(\$102,168.00)
INSURANCE AND OTHER COMPENSATION	保險及其他賠償	\$0.00	\$0.00	\$0.00	\$0.00	\$0.00	\$0.00	\$0.00	\$0.00	\$0.00	\$0.00	\$0.00
LEGAL FEE RECOVERED	訴訟費收入	\$0.00	\$0.00	\$0.00	\$0.00	\$0.00	\$0.00	\$0.00	\$0.00	\$0.00	\$0.00	\$0.00
INTEREST INCOME	利息收入	\$0.00	\$0.00	\$0.00	\$0.00	\$0.00	\$0.00	\$0.00	\$0.00	\$0.00	\$0.00	\$0.00
SUNDRY INCOME	什項收入	\$0.00	\$0.00	\$0.00	\$0.00	\$0.00	\$0.00	\$0.00	\$0.00	\$0.00	\$100.00	\$100.00
		\$194,119.20	\$194,119.20	\$194,119.20	\$194,119.20	\$194,119.20	\$194,119.20	\$194,119.20	\$194,119.20	\$194,119.20	\$194,219.20	\$1,941,292.00
<b>EXPENSES:</b>	減：支出											
APPORTIONMENT OF GARDENS EXPENSES	公共費用之攤	\$86,740.57	\$99,024.00	\$105,242.25	\$124,693.97	\$91,289.50	\$104,066.46	\$97,055.68	\$98,837.27	\$86,830.18	\$107,579.78	\$1,001,359.66
AUDITORS REMUNERATION	核數費	\$0.00	\$0.00	\$0.00	\$0.00	\$0.00	\$0.00	\$0.00	\$0.00	\$0.00	\$0.00	\$0.00
CONSULTING FEE	諮詢費	\$0.00	\$0.00	\$0.00	\$0.00	\$0.00	\$0.00	\$0.00	\$0.00	\$0.00	\$0.00	\$0.00
CLEANING EXPENSES	清潔費	\$9,370.00	\$9,370.00	\$9,370.00	\$9,370.00	\$9,370.00	\$9,370.00	\$9,370.00	\$9,370.00	\$9,370.00	\$10,844.61	\$95,174.61
DEBRIS REMOVAL CHARGES	清泥頭費	\$0.00	\$0.00	\$0.00	\$0.00	\$0.00	\$0.00	\$0.00	\$0.00	\$0.00	\$0.00	\$0.00
ELECTRICITY	電費	\$9,312.00	\$9,623.00	\$8,147.00	\$9,399.00	\$9,569.00	\$11,974.00	\$11,217.00	\$11,922.00	\$11,867.00	\$10,998.00	\$104,028.00
FESTIVAL DECORATION EXPENSES	節日裝飾	\$0.00	\$0.00	\$0.00	\$470.00	\$0.00	\$0.00	\$0.00	\$0.00	\$0.00	\$0.00	\$470.00
FURNITURE, FIXTURES & EQUIPMENT	屋苑設備	\$0.00	\$0.00	\$0.00	\$0.00	\$0.00	\$0.00	\$0.00	\$0.00	\$0.00	\$0.00	\$0.00
MAINTENANCE, REPAIR & INSTALLATION	保養維修											
CONCRETE AND SCAFFOLDING	外牆維修及搭棚	\$0.00	\$0.00	\$0.00	\$0.00	\$0.00	\$0.00	\$0.00	\$25,203.00	\$0.00	\$0.00	\$25,203.00
DRAINAGE, ELECTRICALS & PUMPS	水電保養維修	\$1,855.00	\$43.00	\$220.00	\$1,115.00	\$28.00	\$72.00	\$2,846.00	\$280.50	\$37.00	\$920.00	\$7,416.50
SECURITY SYSTEM / SMATV. SYM	保安系統/衛星電視	\$340.00	\$340.00	\$340.00	\$340.00	\$340.00	\$340.00	\$534.44	\$2,029.44	\$545.56	\$540.00	\$5,689.44
FIRE FIGHTING SYSTEM	消防保養	\$0.00	\$0.00	\$0.00	\$0.00	\$0.00	\$0.00	\$0.00	\$0.00	\$0.00	\$0.00	\$0.00
LIFTS	升降機	\$9,060.00	\$9,060.00	\$9,060.00	\$9,060.00	\$9,060.00	\$9,640.00	\$9,060.00	\$9,060.00	\$9,060.00	\$9,060.00	\$91,180.00
MANAGER'S REMUNERATION 4%	管理酬金 4%	\$2,945.29	\$2,885.25	\$2,848.29	\$2,937.99	\$2,893.62	\$3,003.65	\$3,068.91	\$4,068.41	\$2,986.23	\$3,042.32	\$30,679.96
MAINTENANCE FUND 11%	維修基金 11%	\$8,099.56	\$7,934.45	\$7,832.80	\$8,079.48	\$7,957.46	\$8,260.05	\$8,439.50	\$11,188.13	\$8,212.13	\$8,366.37	\$84,369.93
PEST CONTROL	殺蟲滅鼠	\$0.00	\$0.00	\$0.00	\$0.00	\$0.00	\$0.00	\$0.00	\$0.00	\$0.00	\$0.00	\$0.00
PRINTING AND STATIONERY	印刷及廣告費	\$0.00	\$0.00	\$0.00	\$0.00	\$0.00	\$0.00	\$0.00	\$0.00	\$0.00	\$0.00	\$0.00
SECURITY GUARD SERVICE CHARGES	保安費	\$42,778.00	\$42,778.00	\$42,778.00	\$42,778.00	\$42,778.00	\$42,778.00	\$42,778.00	\$42,778.00	\$42,778.00	\$42,778.00	\$427,780.00
SUNDRY EXPENSES	什項支出	\$760.32	\$760.32	\$1,135.24	\$760.82	\$1,038.58	\$760.32	\$760.32	\$760.32	\$841.18	\$760.32	\$8,337.74
TELEPHONE	電話費	\$157.00	\$157.00	\$157.00	\$157.00	\$157.00	\$157.00	\$157.00	\$157.00	\$157.00	\$157.00	\$1,570.00
WATER FEE	水費	\$0.00	\$0.00	\$0.00	\$0.00	\$0.00	\$0.00	\$0.00	\$150.00	\$0.00	\$0.00	\$150.00
TOTAL EXPENSES	總支出	\$171,417.74	\$181,975.02	\$187,130.58	\$209,161.26	\$174,481.16	\$190,421.48	\$185,286.85	\$215,804.07	\$172,684.28	\$195,046.40	\$1,883,408.84
SURPLUS / (DEFICIT) FOR THE PERIOD	本期盈餘(赤字)	\$22,701.46	\$12,144.18	\$6,988.62	(\$15,042.06)	\$19,638.04	\$3,697.72	\$8,832.35	(\$21,684.87)	\$21,434.92	(\$827.20)	\$57,883.16
SURPLUS / (DEFICIT) B/F	承上結存	(\$417,403.12)	(\$394,701.66)	(\$382,557.48)	(\$375,568.86)	(\$390,610.92)	(\$370,972.88)	(\$367,275.16)	(\$358,442.81)	(\$380,127.68)	(\$358,692.76)	(\$417,403.12)
ACCUM.SURPLUS / (DEFICIT) C/F	累積盈餘(赤字)	(\$394,701.66)	(\$382,557.48)	(\$375,568.86)	(\$390,610.92)	(\$370,972.88)	(\$367,275.16)	(\$358,442.81)	(\$380,127.68)	(\$358,692.76)	(\$359,519.96)	(\$359,519.96)



T.L.60

HONG KONG GARDENS - BLOCK 10 豪景花園第十座  
STATEMENT OF COMPREHENSIVE INCOME 收支報告表  
(FORMERLY KNOWN AS INCOME & EXPENDITURE ACCOUNT)

		Jan-22 (一月)	Feb-22 (二月)	Mar-22 (三月)	Apr-22 (四月)	May-22 (五月)	Jun-22 (六月)	Jul-22 (七月)	Aug-22 (八月)	Sep-22 (九月)	Oct-22 (十月)	1-10/2022 TOTAL總計
<b>INCOME:</b>	收入											
MANAGEMENT FEE RECEIVED	管理費收入	\$189,200.00	\$189,200.00	\$189,200.00	\$189,200.00	\$189,200.00	\$189,200.00	\$189,200.00	\$189,200.00	\$189,200.00	\$189,200.00	\$1,892,000.00
LESS: SINKING FUND	減: 儲備基金	(\$9,460.00)	(\$9,460.00)	(\$9,460.00)	(\$9,460.00)	(\$9,460.00)	(\$9,460.00)	(\$9,460.00)	(\$9,460.00)	(\$9,460.00)	(\$9,460.00)	(\$94,600.00)
LESS: PROVISION FOR BAD DEBT - M.F.	管理費壞賬撥備	\$0.00	\$0.00	\$0.00	\$0.00	\$0.00	\$0.00	\$0.00	\$0.00	\$0.00	\$0.00	\$0.00
ADD: BAD DEBT (M.F.) WRITTEN BACK	收回管理費壞賬	\$0.00	\$0.00	\$0.00	\$0.00	\$0.00	\$0.00	\$0.00	\$0.00	\$0.00	\$0.00	\$0.00
INSURANCE AND OTHER COMPENSATION	保險及其他賠償	\$0.00	\$0.00	\$0.00	\$0.00	\$0.00	\$0.00	\$0.00	\$2,500.00	\$0.00	\$0.00	\$2,500.00
LEGAL FEE RECOVERED	訴訟費收入	\$0.00	\$0.00	\$0.00	\$0.00	\$0.00	\$0.00	\$0.00	\$0.00	\$0.00	\$0.00	\$0.00
INTEREST INCOME	利息收入	\$0.00	\$0.00	\$0.00	\$0.00	\$0.00	\$0.00	\$0.00	\$0.00	\$0.00	\$0.00	\$0.00
SUNDRY INCOME	什項收入	\$0.00	\$0.00	\$0.00	\$0.00	\$0.00	\$0.00	\$0.00	\$0.00	\$0.00	\$0.00	\$0.00
		\$179,740.00	\$179,740.00	\$179,740.00	\$179,740.00	\$179,740.00	\$179,740.00	\$179,740.00	\$182,240.00	\$179,740.00	\$179,740.00	\$1,799,900.00
<b>EXPENSES:</b>	減: 支出											
APPORTIONMENT OF GARDENS EXPENSES	公共費用之分攤	\$86,740.57	\$99,024.00	\$105,242.25	\$124,693.97	\$91,289.50	\$104,066.46	\$97,055.68	\$98,837.27	\$86,830.18	\$107,579.78	\$1,001,359.66
AUDITORS REMUNERATION	核數費	\$0.00	\$0.00	\$0.00	\$0.00	\$0.00	\$0.00	\$0.00	\$0.00	\$0.00	\$0.00	\$0.00
CONSULTING FEE	諮詢費	\$0.00	\$0.00	\$0.00	\$0.00	\$0.00	\$0.00	\$0.00	\$0.00	\$0.00	\$0.00	\$0.00
CLEANING EXPENSES	清潔費	\$9,370.00	\$9,370.00	\$9,370.00	\$9,370.00	\$9,370.00	\$9,370.00	\$9,370.00	\$9,370.00	\$9,370.00	\$9,873.88	\$94,203.88
DEBRIS REMOVAL CHARGES	清泥頭費	\$0.00	\$0.00	\$0.00	\$0.00	\$0.00	\$0.00	\$0.00	\$0.00	\$0.00	\$0.00	\$0.00
ELECTRICITY	電費	\$9,529.00	\$9,797.00	\$8,062.00	\$8,902.00	\$9,246.00	\$11,356.00	\$10,968.00	\$11,351.00	\$11,434.00	\$10,839.00	\$101,484.00
FESTIVAL DECORATION EXPENSES	節日裝飾	\$0.00	\$0.00	\$0.00	\$470.00	\$0.00	\$0.00	\$0.00	\$0.00	\$0.00	\$0.00	\$470.00
FURNITURE, FIXTURES & EQUIPMENT	屋苑設備	\$0.00	\$0.00	\$0.00	\$0.00	\$0.00	\$0.00	\$0.00	\$0.00	\$0.00	\$0.00	\$0.00
LEGAL FEE	訴訟費	\$0.00	\$0.00	\$0.00	\$0.00	\$0.00	\$0.00	\$0.00	\$0.00	\$0.00	\$0.00	\$0.00
MAINTENANCE, REPAIR & INSTALLATION	保養維修											
CONCRETE AND SCAFFOLDING	外牆維修及搭棚	\$0.00	\$9,301.00	\$0.00	\$0.00	\$5,050.00	\$13,401.00	\$18,600.00	\$19,800.00	\$0.00	\$0.00	\$66,152.00
DRAINAGE, ELECTRICALS & PUMPS	水電保養維修	\$1,855.00	\$0.00	\$10,500.00	\$987.00	\$0.00	\$0.00	\$1,875.00	\$22.00	\$15.00	\$950.00	\$16,204.00
SECURITY SYSTEM / SMATV. SYM	保安系統/衛星電視	\$340.00	\$340.00	\$340.00	\$340.00	\$340.00	\$340.00	\$534.44	\$2,029.44	\$545.56	\$540.00	\$5,689.44
FIRE FIGHTING SYSTEM	消防保養	\$0.00	\$0.00	\$0.00	\$0.00	\$0.00	\$0.00	\$0.00	\$0.00	\$0.00	\$0.00	\$0.00
LIFTS	升降機	\$9,060.00	\$9,060.00	\$9,060.00	\$9,060.00	\$9,060.00	\$9,640.00	\$9,060.00	\$9,060.00	\$9,060.00	\$9,060.00	\$91,180.00
MANAGER'S REMUNERATION 4%	管理酬金 4%	\$2,954.01	\$3,262.57	\$3,267.00	\$2,913.03	\$3,081.62	\$3,512.13	\$3,764.15	\$3,824.77	\$2,977.27	\$2,998.37	\$32,554.92
MAINTENANCE FUND 11%	維修基金 11%	\$8,123.54	\$8,972.08	\$8,984.25	\$8,010.84	\$8,474.46	\$9,658.37	\$10,351.41	\$10,518.13	\$8,187.49	\$8,245.51	\$89,526.08
PEST CONTROL	殺蟲滅鼠	\$0.00	\$0.00	\$0.00	\$0.00	\$0.00	\$0.00	\$0.00	\$0.00	\$0.00	\$0.00	\$0.00
PRINTING AND STATIONERY	印刷及廣告費	\$0.00	\$0.00	\$0.00	\$0.00	\$0.00	\$0.00	\$0.00	\$0.00	\$0.00	\$0.00	\$0.00
SECURITY GUARD SERVICE CHARGES	保安費	\$42,778.00	\$42,778.00	\$42,778.00	\$42,778.00	\$42,778.00	\$42,778.00	\$42,778.00	\$42,778.00	\$42,778.00	\$42,778.00	\$427,780.00
SUNDRY EXPENSES	什項支出	\$760.32	\$760.32	\$1,407.04	\$760.82	\$1,038.58	\$760.32	\$760.32	\$760.32	\$1,071.18	\$760.32	\$8,839.54
TRAVELLING	交通費	\$0.00	\$0.00	\$0.00	\$0.00	\$0.00	\$0.00	\$0.00	\$0.00	\$0.00	\$0.00	\$0.00
TELEPHONE	電話費	\$158.00	\$158.00	\$158.00	\$158.00	\$158.00	\$158.00	\$158.00	\$158.00	\$158.00	\$158.00	\$1,580.00
WATER FEE	水費	\$0.00	\$0.00	\$0.00	\$0.00	\$0.00	\$0.00	\$0.00	\$290.60	\$0.00	\$0.00	\$290.60
TOTAL EXPENSES	總支出	\$171,668.44	\$192,822.97	\$199,168.54	\$208,443.66	\$179,886.16	\$205,040.28	\$205,275.00	\$208,799.53	\$172,426.68	\$193,782.86	\$1,937,314.12
SURPLUS / (DEFICIT) FOR THE PERIOD	本期盈餘/(赤字)	\$8,071.56	(\$13,082.97)	(\$19,428.54)	(\$28,703.66)	(\$146.16)	(\$25,300.28)	(\$25,535.00)	(\$26,559.53)	\$7,313.32	(\$14,042.86)	(\$137,414.12)
SURPLUS / (DEFICIT) B/F	承上結存	(\$105,973.57)	(\$97,902.01)	(\$110,984.98)	(\$130,413.52)	(\$159,117.18)	(\$159,263.34)	(\$184,563.62)	(\$210,098.62)	(\$236,658.15)	(\$229,344.83)	(\$105,973.57)
ACCUM.SURPLUS / (DEFICIT) C/F	累積盈餘/(赤字)	(\$97,902.01)	(\$110,984.98)	(\$130,413.52)	(\$159,117.18)	(\$159,263.34)	(\$184,563.62)	(\$210,098.62)	(\$236,658.15)	(\$229,344.83)	(\$243,387.69)	(\$243,387.69)



T.L.60  
HONG KONG GARDENS - BLOCK 11 豪景花園第十一座  
STATEMENT OF COMPREHENSIVE INCOME 收支報告表  
(FORMERLY KNOWN AS INCOME & EXPENDITURE ACCOUNT)

		Jan-22 (一月)	Feb-22 (二月)	Mar-22 (三月)	Apr-22 (四月)	May-22 (五月)	Jun-22 (六月)	Jul-22 (七月)	Aug-22 (八月)	Sep-22 (九月)	Oct-22 (十月)	1-10/2022 TOTAL總計
<b>INCOME:</b>	收入											
MANAGEMENT FEE RECEIVED	管理費收入	\$192,192.00	\$192,192.00	\$192,192.00	\$192,192.00	\$192,192.00	\$192,192.00	\$192,192.00	\$192,192.00	\$192,192.00	\$192,192.00	\$1,921,920.00
LESS: SINKING FUND	減: 儲備基金	(\$9,609.60)	(\$9,609.60)	(\$9,609.60)	(\$9,609.60)	(\$9,609.60)	(\$9,609.60)	(\$9,609.60)	(\$9,609.60)	(\$9,609.60)	(\$9,609.60)	(\$96,096.00)
INSURANCE AND OTHER COMPENSATION	保險及其他賠償	\$0.00	\$0.00	\$0.00	\$0.00	\$0.00	\$0.00	\$0.00	\$0.00	\$0.00	\$0.00	\$0.00
LEGAL FEE RECOVERED	訴訟費收入	\$0.00	\$0.00	\$0.00	\$0.00	\$0.00	\$0.00	\$0.00	\$0.00	\$0.00	\$0.00	\$0.00
INTEREST INCOME	利息收入	\$0.00	\$0.00	\$0.00	\$0.00	\$0.00	\$0.00	\$0.00	\$0.00	\$0.00	\$0.00	\$0.00
SUNDRY INCOME	什項收入	\$0.00	\$0.00	\$0.00	\$0.00	\$0.00	\$0.00	\$0.00	\$0.00	\$0.00	\$0.00	\$0.00
		\$182,582.40	\$182,582.40	\$182,582.40	\$182,582.40	\$182,582.40	\$182,582.40	\$182,582.40	\$182,582.40	\$182,582.40	\$182,582.40	\$1,825,824.00
<b>EXPENSES:</b>	減: 支出											
APPORTIONMENT OF GARDENS EXPENSES	公共費用之分攤	\$86,740.57	\$99,024.00	\$105,242.25	\$124,693.97	\$91,289.50	\$104,066.46	\$97,055.68	\$98,837.27	\$86,830.18	\$107,579.78	\$1,001,359.66
AUDITORS REMUNERATION	核數費	\$0.00	\$0.00	\$0.00	\$0.00	\$0.00	\$0.00	\$0.00	\$0.00	\$0.00	\$0.00	\$0.00
CONSULTING FEE	諮詢費	\$0.00	\$0.00	\$0.00	\$0.00	\$0.00	\$0.00	\$0.00	\$0.00	\$0.00	\$0.00	\$0.00
CLEANING EXPENSES	清潔費	\$9,370.00	\$9,370.00	\$9,370.00	\$9,370.00	\$9,370.00	\$9,370.00	\$9,370.00	\$9,370.00	\$9,370.00	\$11,301.01	\$95,631.01
DEBRIS REMOVAL CHARGES	清泥頭費	\$0.00	\$0.00	\$0.00	\$0.00	\$0.00	\$0.00	\$0.00	\$0.00	\$0.00	\$0.00	\$0.00
ELECTRICITY	電費	\$9,246.00	\$9,847.00	\$8,364.00	\$9,268.00	\$9,545.00	\$11,742.00	\$11,537.00	\$12,351.00	\$12,263.00	\$11,462.00	\$105,625.00
FESTIVAL DECORATION EXPENSES	節日裝飾	\$0.00	\$0.00	\$0.00	\$470.00	\$0.00	\$0.00	\$0.00	\$0.00	\$0.00	\$0.00	\$470.00
FURNITURE, FIXTURES & EQUIPMENT	屋苑設備	\$0.00	\$0.00	\$0.00	\$0.00	\$0.00	\$0.00	\$0.00	\$0.00	\$0.00	\$0.00	\$0.00
GARDENING EXPENSES	園藝種植	\$0.00	\$0.00	\$0.00	\$0.00	\$0.00	\$0.00	\$0.00	\$0.00	\$0.00	\$0.00	\$0.00
LEGAL FEE	訴訟費	\$0.00	\$0.00	\$0.00	\$0.00	\$0.00	\$0.00	\$0.00	\$0.00	\$0.00	\$0.00	\$0.00
MAINTENANCE, REPAIR & INSTALLATION	保養維修											
CONCRETE AND SCAFFOLDING	外牆維修及搭棚	\$0.00	\$3,800.00	\$0.00	\$0.00	\$0.00	\$22,202.00	\$5,920.00	\$0.00	\$4,502.00	\$9,040.00	\$45,464.00
DRAINAGE, ELECTRICALS & PUMPS	水電保養維修	\$2,080.00	\$155.00	\$10,500.00	\$1,026.00	\$215.00	\$20.00	\$2,308.00	\$17,857.00	\$43.00	\$1,108.00	\$35,312.00
SECURITY SYSTEM / SMATV. SYM	保安系統/衛星電視	\$340.00	\$340.00	\$340.00	\$340.00	\$340.00	\$340.00	\$534.44	\$2,029.44	\$545.56	\$540.00	\$5,689.44
FIRE FIGHTING SYSTEM	消防保養	\$0.00	\$0.00	\$0.00	\$0.00	\$0.00	\$0.00	\$0.00	\$0.00	\$0.00	\$0.00	\$0.00
LIFTS	升降機	\$9,060.00	\$9,060.00	\$9,060.00	\$34,770.00	\$9,060.00	\$9,640.00	\$9,060.00	\$9,060.00	\$9,060.00	\$9,060.00	\$116,890.00
MANAGER'S REMUNERATION 4%	管理酬金 4%	\$2,951.69	\$3,050.73	\$3,268.21	\$3,957.63	\$2,900.18	\$3,880.41	\$3,297.03	\$3,341.31	\$3,182.43	\$3,452.29	\$33,281.91
MAINTENANCE FUND 11%	維修基金 11%	\$8,117.16	\$8,389.52	\$8,987.58	\$10,883.49	\$7,975.50	\$10,671.14	\$9,066.83	\$9,188.61	\$8,751.68	\$9,493.80	\$91,525.31
PEST CONTROL	殺蟲滅鼠	\$0.00	\$0.00	\$0.00	\$0.00	\$0.00	\$0.00	\$0.00	\$0.00	\$0.00	\$0.00	\$0.00
PRINTING AND STATIONERY	印刷及廣告費	\$0.00	\$0.00	\$0.00	\$0.00	\$0.00	\$0.00	\$0.00	\$0.00	\$0.00	\$0.00	\$0.00
SECURITY GUARD SERVICE CHARGES	保安費	\$42,778.00	\$42,778.00	\$42,778.00	\$42,778.00	\$42,778.00	\$42,778.00	\$42,778.00	\$41,371.60	\$42,778.00	\$42,778.00	\$426,373.60
SUNDRY EXPENSES	什項支出	\$760.32	\$760.32	\$1,135.24	\$760.82	\$1,038.58	\$760.32	\$760.32	\$760.32	\$841.18	\$860.22	\$8,437.64
TELEPHONE	電話費	\$158.00	\$158.00	\$158.00	\$158.00	\$158.00	\$158.00	\$158.00	\$158.00	\$158.00	\$158.00	\$1,580.00
WATER FEE	水費	\$0.00	\$0.00	\$0.00	\$0.00	\$0.00	\$0.00	\$0.00	\$575.50	\$0.00	\$0.00	\$575.50
TOTAL EXPENSES	總支出	\$171,601.74	\$186,732.57	\$199,203.28	\$238,475.91	\$174,669.76	\$215,628.33	\$191,845.30	\$194,900.05	\$178,325.03	\$206,833.10	\$1,958,215.07
SURPLUS / (DEFICIT) FOR THE PERIOD	本期盈餘/(赤字)	\$10,980.66	(\$4,150.17)	(\$16,620.88)	(\$55,893.51)	\$7,912.64	(\$33,045.93)	(\$9,262.90)	(\$12,317.65)	\$4,257.37	(\$24,250.70)	(\$132,391.07)
SURPLUS / (DEFICIT) B/F	承上結存	(\$3,900.13)	\$7,080.53	\$2,930.36	(\$13,690.52)	(\$69,584.03)	(\$61,671.39)	(\$94,717.32)	(\$103,980.22)	(\$116,297.87)	(\$112,040.50)	(\$3,900.13)
ACCUM.SURPLUS / (DEFICIT) C/F	累積盈餘/(赤字)	\$7,080.53	\$2,930.36	(\$13,690.52)	(\$69,584.03)	(\$61,671.39)	(\$94,717.32)	(\$103,980.22)	(\$116,297.87)	(\$112,040.50)	(\$136,291.20)	(\$136,291.20)



T.L.60

HONG KONG GARDENS - BLOCK 12 豪景花園 第十二座  
STATEMENT OF COMPREHENSIVE INCOME 收支報告表  
(FORMERLY KNOWN AS INCOME & EXPENDITURE ACCOUNT)

		Jan-22 (一月)	Feb-22 (二月)	Mar-22 (三月)	Apr-22 (四月)	May-22 (五月)	Jun-22 (六月)	Jul-22 (七月)	Aug-22 (八月)	Sep-22 (九月)	Oct-22 (十月)	1-10/2022 TOTAL總計
<b>INCOME:</b>	收入											
MANAGEMENT FEE RECEIVED	管理費收入	\$189,200.00	\$189,200.00	\$189,200.00	\$189,200.00	\$189,200.00	\$189,200.00	\$189,200.00	\$189,200.00	\$189,200.00	\$189,200.00	\$1,892,000.00
LESS: SINKING FUND	減：儲備基金	(\$9,460.00)	(\$9,460.00)	(\$9,460.00)	(\$9,460.00)	(\$9,460.00)	(\$9,460.00)	(\$9,460.00)	(\$9,460.00)	(\$9,460.00)	(\$9,460.00)	(\$94,600.00)
LESS: PROVISION FOR BAD DEBT - M.F.	管理費壞賬撥備	\$0.00	\$0.00	\$0.00	\$0.00	\$0.00	\$0.00	\$0.00	\$0.00	\$0.00	\$0.00	\$0.00
INSURANCE AND OTHER COMPENSATION	保險及其他賠償	\$0.00	\$0.00	\$0.00	\$0.00	\$0.00	\$0.00	\$0.00	\$0.00	\$0.00	\$0.00	\$0.00
LEGAL FEE RECOVERED	訴訟費收入	\$0.00	\$0.00	\$0.00	\$0.00	\$0.00	\$0.00	\$0.00	\$0.00	\$0.00	\$0.00	\$0.00
INTEREST INCOME	利息收入	\$0.00	\$0.00	\$0.00	\$0.00	\$0.00	\$0.00	\$0.00	\$0.00	\$0.00	\$0.00	\$0.00
SUNDRY INCOME	什項收入	\$0.00	\$0.00	\$0.00	\$0.00	\$0.00	\$0.00	\$0.00	\$100.00	\$0.00	\$0.00	\$100.00
		\$179,740.00	\$179,740.00	\$179,740.00	\$179,740.00	\$179,740.00	\$179,740.00	\$179,740.00	\$179,840.00	\$179,740.00	\$179,740.00	\$1,797,500.00
<b>EXPENSES:</b>	減：支出											
APPORTIONMENT OF GARDENS EXPENSES	公共費用之分攤	\$86,740.57	\$99,024.00	\$105,242.25	\$124,693.97	\$91,289.50	\$104,066.46	\$97,055.68	\$98,837.27	\$86,830.18	\$107,579.78	\$1,001,359.66
AUDITORS REMUNERATION	核數費	\$0.00	\$0.00	\$0.00	\$0.00	\$0.00	\$0.00	\$0.00	\$0.00	\$0.00	\$0.00	\$0.00
CONSULTING FEE	諮詢費	\$0.00	\$0.00	\$0.00	\$0.00	\$0.00	\$0.00	\$0.00	\$0.00	\$0.00	\$0.00	\$0.00
CLEANING EXPENSES	清潔費	\$9,370.00	\$9,370.00	\$9,370.00	\$9,370.00	\$9,370.00	\$9,370.00	\$9,370.00	\$9,370.00	\$9,370.00	\$10,104.81	\$94,434.81
DEBRIS REMOVAL CHARGES	清泥頭費	\$0.00	\$0.00	\$0.00	\$0.00	\$0.00	\$0.00	\$0.00	\$0.00	\$0.00	\$0.00	\$0.00
GARDENING EXPENSES	園藝種植	\$0.00	\$0.00	\$0.00	\$0.00	\$0.00	\$0.00	\$0.00	\$0.00	\$0.00	\$0.00	\$0.00
ELECTRICITY	電費	\$9,108.84	\$9,249.93	\$7,719.02	\$8,225.01	\$8,243.74	\$10,466.15	\$9,843.75	\$10,819.76	\$10,095.59	\$10,347.35	\$94,119.14
FESTIVAL DECORATION EXPENSES	節日裝飾	\$0.00	\$0.00	\$0.00	\$470.00	\$0.00	\$0.00	\$0.00	\$0.00	\$0.00	\$0.00	\$470.00
FURNITURE, FIXTURES & EQUIPMENT	屋苑設備	\$0.00	\$0.00	\$0.00	\$0.00	\$0.00	\$0.00	\$0.00	\$0.00	\$0.00	\$0.00	\$0.00
LEGAL FEE	訴訟費	\$0.00	\$0.00	\$0.00	\$0.00	\$0.00	\$0.00	\$0.00	\$0.00	\$0.00	\$0.00	\$0.00
MAINTENANCE, REPAIR & INSTALLATION	保養維修											
CONCRETE AND SCAFFOLDING	外牆維修及搭棚	\$0.00	\$18,303.00	\$0.00	\$0.00	\$0.00	\$40,906.00	\$9,600.00	\$8,000.00	\$0.00	\$6,790.00	\$83,599.00
DRAINAGE, ELECTRICALS & PUMPS	水電保養維修	\$1,883.00	\$15.00	\$0.00	\$10,834.00	\$50.00	\$122.00	\$1,840.00	\$0.00	\$71.00	\$1,006.00	\$15,821.00
SECURITY SYSTEM / SMATV. SYM	保安系統/衛星電視	\$340.00	\$340.00	\$340.00	\$340.00	\$340.00	\$340.00	\$534.44	\$2,029.44	\$545.56	\$540.00	\$5,689.44
FIRE FIGHTING SYSTEM	消防保養	\$0.00	\$0.00	\$0.00	\$500.00	\$0.00	\$0.00	\$0.00	\$0.00	\$0.00	\$0.00	\$500.00
LIFTS	升降機	\$9,060.00	\$9,060.00	\$9,060.00	\$9,060.00	\$9,060.00	\$9,640.00	\$9,060.00	\$9,060.00	\$9,060.00	\$9,060.00	\$91,180.00
MANAGER'S REMUNERATION 4%	管理酬金 4%	\$2,938.29	\$3,601.33	\$2,822.37	\$3,299.79	\$2,841.49	\$4,581.58	\$3,357.74	\$3,328.20	\$2,913.50	\$3,261.74	\$32,946.03
MAINTENANCE FUND 11%	維修基金 11%	\$8,080.29	\$9,903.66	\$7,761.52	\$9,074.43	\$7,814.11	\$12,599.34	\$9,233.79	\$9,152.56	\$8,012.12	\$8,969.78	\$90,601.60
PEST CONTROL	殺蟲滅鼠	\$0.00	\$0.00	\$0.00	\$0.00	\$0.00	\$0.00	\$0.00	\$0.00	\$0.00	\$0.00	\$0.00
PRINTING AND STATIONERY	印刷及廣告費	\$0.00	\$0.00	\$0.00	\$0.00	\$0.00	\$0.00	\$0.00	\$0.00	\$0.00	\$0.00	\$0.00
SECURITY GUARD SERVICE CHARGES	保安費	\$42,778.00	\$42,778.00	\$42,778.00	\$42,778.00	\$42,778.00	\$42,778.00	\$42,778.00	\$42,778.00	\$42,778.00	\$42,778.00	\$427,780.00
SUNDRY EXPENSES	什項支出	\$760.32	\$760.32	\$1,135.24	\$760.82	\$1,038.59	\$760.32	\$760.32	\$760.32	\$760.32	\$760.32	\$8,256.89
TRAVELLING	交通費	\$0.00	\$0.00	\$0.00	\$0.00	\$0.00	\$0.00	\$0.00	\$0.00	\$0.00	\$0.00	\$0.00
TELEPHONE	電話費	\$157.00	\$157.00	\$157.00	\$157.00	\$157.00	\$157.00	\$157.00	\$157.00	\$157.00	\$157.00	\$1,570.00
WATER FEE	水費	\$0.00	\$0.00	\$0.00	\$0.00	\$0.00	\$0.00	\$0.00	\$230.60	\$0.00	\$0.00	\$230.60
TOTAL EXPENSES	總支出	\$171,216.31	\$202,562.24	\$186,385.40	\$219,563.02	\$172,982.43	\$235,786.85	\$193,590.72	\$194,523.15	\$170,593.27	\$201,354.78	\$1,948,558.17
SURPLUS / (DEFICIT) FOR THE PERIOD	本期盈餘/(赤字)	\$8,523.69	(\$22,822.24)	(\$6,645.40)	(\$39,823.02)	\$6,757.57	(\$56,046.85)	(\$13,850.72)	(\$14,683.15)	\$9,146.73	(\$21,614.78)	(\$151,058.17)
SURPLUS / (DEFICIT) B/F	承上結存	(\$121,449.59)	(\$112,925.90)	(\$135,748.14)	(\$142,393.54)	(\$182,216.56)	(\$175,458.99)	(\$231,505.84)	(\$245,356.56)	(\$260,039.71)	(\$250,892.98)	(\$121,449.59)
ACCUM.SURPLUS / (DEFICIT) C/F	累積盈餘/(赤字)	(\$112,925.90)	(\$135,748.14)	(\$142,393.54)	(\$182,216.56)	(\$175,458.99)	(\$231,505.84)	(\$245,356.56)	(\$260,039.71)	(\$250,892.98)	(\$272,507.76)	(\$272,507.76)



T.L.60

HONG KONG GARDENS - BLOCK 13 豪景花園 第十三座  
STATEMENT OF COMPREHENSIVE INCOME 收支報告表  
(FORMERLY KNOWN AS INCOME & EXPENDITURE ACCOUNT)

		Jan-22 (一月)	Feb-22 (二月)	Mar-22 (三月)	Apr-22 (四月)	May-22 (五月)	Jun-22 (六月)	Jul-22 (七月)	Aug-22 (八月)	Sep-22 (九月)	Oct-22 (十月)	1-10/2022 TOTAL 總計
<b>INCOME:</b>	收入											
MANAGEMENT FEE RECEIVED	管理費收入	\$132,240.00	\$132,240.00	\$132,240.00	\$132,240.00	\$132,240.00	\$132,240.00	\$132,240.00	\$132,240.00	\$132,240.00	\$132,240.00	\$1,322,400.00
LESS: SINKING FUND	減: 儲備基金	(\$6,612.00)	(\$6,612.00)	(\$6,612.00)	(\$6,612.00)	(\$6,612.00)	(\$6,612.00)	(\$6,612.00)	(\$6,612.00)	(\$6,612.00)	(\$6,612.00)	(\$66,120.00)
LESS: PROVISION FOR BAD DEBT - M.F.	管理費壞賬撥備	\$0.00	\$0.00	\$0.00	\$0.00	\$0.00	\$0.00	\$0.00	\$0.00	\$0.00	\$0.00	\$0.00
ADD: BAD DEBT (M.F.) WRITTEN BACK	收回管理費壞賬	\$0.00	\$0.00	\$0.00	\$0.00	\$0.00	\$0.00	\$0.00	\$0.00	\$0.00	\$0.00	\$0.00
INSURANCE AND OTHER COMPENSATION	保險及其他賠償	\$0.00	\$0.00	\$0.00	\$0.00	\$0.00	\$0.00	\$0.00	\$0.00	\$0.00	\$0.00	\$0.00
LEGAL FEE RECOVERED	訴訟費收入	\$0.00	\$0.00	\$0.00	\$0.00	\$0.00	\$0.00	\$0.00	\$0.00	\$0.00	\$0.00	\$0.00
INTEREST INCOME	利息收入	\$0.00	\$0.00	\$0.00	\$0.00	\$0.00	\$0.00	\$0.00	\$0.00	\$0.00	\$0.00	\$0.00
SUNDRY INCOME	什項收入	\$0.00	\$0.00	\$0.00	\$0.00	\$0.00	\$0.00	\$0.00	\$0.00	\$0.00	\$0.00	\$0.00
		\$125,628.00	\$125,628.00	\$125,628.00	\$125,628.00	\$125,628.00	\$125,628.00	\$125,628.00	\$125,628.00	\$125,628.00	\$125,628.00	\$1,256,280.00
<b>EXPENSES:</b>	減: 支出											
APPORTIONMENT OF GARDENS EXPENSES	公共費用之分攤	\$36,799.03	\$42,010.18	\$44,648.23	\$52,900.47	\$38,728.88	\$44,149.41	\$41,175.14	\$41,930.96	\$36,837.05	\$45,639.91	\$424,819.26
AUDITORS REMUNERATION	核數費	\$0.00	\$0.00	\$0.00	\$0.00	\$0.00	\$0.00	\$0.00	\$0.00	\$0.00	\$0.00	\$0.00
CONSULTING FEE	諮詢費	\$0.00	\$0.00	\$0.00	\$0.00	\$0.00	\$0.00	\$0.00	\$0.00	\$0.00	\$0.00	\$0.00
CLEANING EXPENSES	清潔費	\$9,370.00	\$9,370.00	\$9,370.00	\$9,370.00	\$9,370.00	\$9,370.00	\$9,370.00	\$9,370.00	\$9,370.00	\$10,169.50	\$94,499.50
DEBRIS REMOVAL CHARGES	清泥頭費	\$0.00	\$0.00	\$0.00	\$0.00	\$0.00	\$0.00	\$0.00	\$0.00	\$0.00	\$0.00	\$0.00
ELECTRICITY	電費	\$5,539.00	\$6,241.00	\$5,043.00	\$5,307.00	\$6,094.00	\$6,182.00	\$6,118.00	\$6,808.00	\$6,451.00	\$5,801.00	\$59,584.00
FESTIVAL DECORATION EXPENSES	節日裝飾	\$0.00	\$0.00	\$0.00	\$470.00	\$0.00	\$0.00	\$0.00	\$0.00	\$0.00	\$0.00	\$470.00
FURNITURE, FIXTURES & EQUIPMENT	屋苑設備	\$0.00	\$0.00	\$0.00	\$0.00	\$0.00	\$0.00	\$0.00	\$0.00	\$0.00	\$0.00	\$0.00
LEGAL FEE	訴訟費	\$0.00	\$0.00	\$0.00	\$0.00	\$0.00	\$0.00	\$0.00	\$0.00	\$0.00	\$0.00	\$0.00
MAINTENANCE, REPAIR & INSTALLATION	保養維修											
CONCRETE AND SCAFFOLDING	外牆維修及搭棚	\$0.00	\$0.00	\$0.00	\$0.00	\$0.00	\$0.00	\$0.00	\$0.00	\$3,800.00	\$10,350.00	\$14,150.00
DRAINAGE, ELECTRICALS & PUMPS	水電保養維修	\$1,840.00	\$0.00	\$32,493.00	\$1,038.00	\$521.00	\$44.00	\$2,649.00	\$7,200.00	\$0.00	\$920.00	\$46,705.00
SECURITY SYSTEM / SMATV. SYM	保安系統/衛星電視	\$340.00	\$340.00	\$340.00	\$340.00	\$340.00	\$340.00	\$422.49	\$1,687.49	\$657.51	\$540.00	\$5,347.49
FIRE FIGHTING SYSTEM	消防保養	\$0.00	\$0.00	\$0.00	\$0.00	\$0.00	\$0.00	\$0.00	\$0.00	\$0.00	\$0.00	\$0.00
LIFTS	升降機	\$9,060.00	\$9,060.00	\$9,060.00	\$9,060.00	\$9,060.00	\$9,640.00	\$9,060.00	\$9,060.00	\$9,060.00	\$9,060.00	\$91,180.00
MANAGER'S REMUNERATION 4%	管理酬金 4%	\$2,779.99	\$2,734.47	\$4,000.94	\$2,757.45	\$2,760.56	\$2,757.07	\$2,838.81	\$3,106.92	\$2,907.57	\$3,207.65	\$29,851.43
MAINTENANCE FUND 11%	維修基金 11%	\$7,644.97	\$7,519.79	\$11,002.59	\$7,582.98	\$7,591.54	\$7,581.94	\$7,806.72	\$8,544.03	\$7,995.82	\$8,821.03	\$82,091.41
PEST CONTROL	殺蟲滅鼠	\$0.00	\$0.00	\$0.00	\$0.00	\$0.00	\$0.00	\$0.00	\$0.00	\$0.00	\$0.00	\$0.00
PRINTING AND STATIONERY	印刷及廣告費	\$0.00	\$0.00	\$0.00	\$0.00	\$0.00	\$0.00	\$0.00	\$0.00	\$0.00	\$0.00	\$0.00
SECURITY GUARD SERVICE CHARGES	保安費	\$42,778.00	\$42,778.00	\$42,778.00	\$42,778.00	\$42,778.00	\$42,778.00	\$42,778.00	\$42,778.00	\$42,778.00	\$42,778.00	\$427,780.00
SUNDRY EXPENSES	什項支出	\$414.72	\$414.72	\$781.58	\$415.22	\$692.99	\$414.72	\$414.72	\$414.72	\$414.72	\$414.72	\$4,792.83
TRAVELLING	交通費	\$0.00	\$0.00	\$0.00	\$0.00	\$0.00	\$0.00	\$0.00	\$0.00	\$0.00	\$0.00	\$0.00
TELEPHONE	電話費	\$158.00	\$158.00	\$158.00	\$158.00	\$158.00	\$158.00	\$158.00	\$158.00	\$158.00	\$158.00	\$1,580.00
WATER FEE	水費	\$0.00	\$0.00	\$0.00	\$0.00	\$0.00	\$0.00	\$0.00	\$196.80	\$0.00	\$0.00	\$196.80
TOTAL EXPENSES	總支出	\$116,723.71	\$120,626.16	\$159,675.34	\$132,177.12	\$118,094.97	\$123,415.14	\$122,790.88	\$131,254.92	\$120,429.67	\$137,859.81	\$1,283,047.72
SURPLUS / (DEFICIT) FOR THE PERIOD	本期盈餘/(赤字)	\$8,904.29	\$5,001.84	(\$34,047.34)	(\$6,549.12)	\$7,533.03	\$2,212.86	\$2,837.12	(\$5,626.92)	\$5,198.33	(\$12,231.81)	(\$26,767.72)
SURPLUS / (DEFICIT) B/F	承上結存	(\$363,924.47)	(\$355,020.18)	(\$350,018.34)	(\$384,065.68)	(\$390,614.80)	(\$383,081.77)	(\$380,868.91)	(\$378,031.79)	(\$383,658.71)	(\$378,460.38)	(\$363,924.47)
ACCUM.SURPLUS / (DEFICIT) C/F	累積盈餘/(赤字)	(\$355,020.18)	(\$350,018.34)	(\$384,065.68)	(\$390,614.80)	(\$383,081.77)	(\$380,868.91)	(\$378,031.79)	(\$383,658.71)	(\$378,460.38)	(\$390,692.19)	(\$390,692.19)





HONG KONG GARDENS - BLOCK 14 豪景花園 第十四座  
STATEMENT OF COMPREHENSIVE INCOME 收支報告表  
(FORMERLY KNOWN AS INCOME & EXPENDITURE ACCOUNT)

		Jan-22 (一月)	Feb-22 (二月)	Mar-22 (三月)	Apr-22 (四月)	May-22 (五月)	Jun-22 (六月)	Jul-22 (七月)	Aug-22 (八月)	Sep-22 (九月)	Oct-22 (十月)	1-10/2022 TOTAL總計
<b>INCOME:</b>	收入											
MANAGEMENT FEE RECEIVED	管理費收入	\$132,240.00	\$132,240.00	\$132,240.00	\$132,240.00	\$132,240.00	\$132,240.00	\$132,240.00	\$132,240.00	\$132,240.00	\$132,240.00	\$1,322,400.00
LESS: SINKING FUND	減：儲備基金	(\$6,612.00)	(\$6,612.00)	(\$6,612.00)	(\$6,612.00)	(\$6,612.00)	(\$6,612.00)	(\$6,612.00)	(\$6,612.00)	(\$6,612.00)	(\$6,612.00)	(\$66,120.00)
LESS: PROVISION FOR BAD DEBT - M.F.	管理費壞賬撥備	\$0.00	\$0.00	\$0.00	\$0.00	\$0.00	\$0.00	\$0.00	\$0.00	\$0.00	\$0.00	\$0.00
ADD: BAD DEBT (M.F.) WRITTEN BACK	收回管理費壞賬	\$0.00	\$0.00	\$0.00	\$0.00	\$0.00	\$0.00	\$0.00	\$0.00	\$0.00	\$0.00	\$0.00
INSURANCE AND OTHER COMPENSATION	保險及其他賠償	\$0.00	\$0.00	\$0.00	\$0.00	\$0.00	\$0.00	\$0.00	\$0.00	\$0.00	\$0.00	\$0.00
LEGAL FEE RECOVERED	訴訟費收入	\$0.00	\$0.00	\$0.00	\$0.00	\$0.00	\$0.00	\$0.00	\$0.00	\$0.00	\$0.00	\$0.00
INTEREST INCOME	利息收入	\$0.00	\$0.00	\$0.00	\$0.00	\$0.00	\$0.00	\$0.00	\$0.00	\$0.00	\$0.00	\$0.00
SUNDRY INCOME	什項收入	\$0.00	\$0.00	\$0.00	\$0.00	\$0.00	\$0.00	\$0.00	\$0.00	\$0.00	\$0.00	\$0.00
		\$125,628.00	\$125,628.00	\$125,628.00	\$125,628.00	\$125,628.00	\$125,628.00	\$125,628.00	\$125,628.00	\$125,628.00	\$125,628.00	\$1,256,280.00
<b>EXPENSES:</b>	減：支出											
APPORTIONMENT OF GARDENS EXPENSES	公共費用之分攤	\$36,799.03	\$42,010.18	\$44,648.23	\$52,900.47	\$38,728.88	\$44,149.41	\$41,175.14	\$41,930.96	\$36,837.05	\$45,639.91	\$424,819.26
AUDITORS REMUNERATION	核數費	\$0.00	\$0.00	\$0.00	\$0.00	\$0.00	\$0.00	\$0.00	\$0.00	\$0.00	\$0.00	\$0.00
CONSULTING FEE	諮詢費	\$0.00	\$0.00	\$0.00	\$0.00	\$0.00	\$0.00	\$0.00	\$0.00	\$0.00	\$0.00	\$0.00
CLEANING EXPENSES	清潔費	\$9,370.00	\$9,370.00	\$9,370.00	\$9,370.00	\$9,370.00	\$9,370.00	\$9,370.00	\$9,370.00	\$9,370.00	\$10,273.75	\$94,603.75
DEBRIS REMOVAL CHARGES	清泥頭費	\$0.00	\$0.00	\$0.00	\$0.00	\$0.00	\$0.00	\$0.00	\$0.00	\$0.00	\$0.00	\$0.00
ELECTRICITY	電費	\$5,353.46	\$6,144.37	\$4,935.53	\$5,132.01	\$6,679.99	\$6,877.82	\$7,212.50	\$8,561.32	\$7,842.54	\$6,869.14	\$65,608.68
FESTIVAL DECORATION EXPENSES	節日裝飾	\$0.00	\$0.00	\$0.00	\$470.00	\$0.00	\$0.00	\$0.00	\$0.00	\$0.00	\$0.00	\$470.00
FURNITURE, FIXTURES & EQUIPMENT	屋苑設備	\$0.00	\$0.00	\$0.00	\$0.00	\$0.00	\$0.00	\$0.00	\$0.00	\$0.00	\$0.00	\$0.00
LEGAL FEE	訴訟費	\$0.00	\$0.00	\$0.00	\$0.00	\$0.00	\$0.00	\$0.00	\$0.00	\$0.00	\$0.00	\$0.00
MAINTENANCE, REPAIR & INSTALLATION	保養維修											
CONCRETE AND SCAFFOLDING	外牆維修及搭棚	\$0.00	\$0.00	\$0.00	\$0.00	\$0.00	\$0.00	\$8,092.00	\$0.00	\$0.00	\$4,010.00	\$12,102.00
DRAINAGE, ELECTRICALS & PUMPS	水電保養維修	\$1,896.00	\$0.00	\$16,800.00	\$1,066.00	\$15,015.00	\$28.00	\$1,904.00	\$0.00	\$84.00	\$942.00	\$37,735.00
SECURITY SYSTEM / SMATV. SYM	保安系統/衛星電視	\$340.00	\$340.00	\$340.00	\$340.00	\$340.00	\$340.00	\$422.49	\$1,917.49	\$657.51	\$7,017.11	\$12,054.60
FIRE FIGHTING SYSTEM	消防保養	\$0.00	\$0.00	\$0.00	\$0.00	\$0.00	\$0.00	\$0.00	\$0.00	\$0.00	\$0.00	\$0.00
LIFTS	升降機	\$9,060.00	\$9,060.00	\$9,060.00	\$9,060.00	\$9,060.00	\$9,640.00	\$9,060.00	\$9,060.00	\$9,060.00	\$9,060.00	\$91,180.00
MANAGER'S REMUNERATION 4%	管理酬金 4%	\$2,774.81	\$2,730.60	\$3,363.52	\$2,751.57	\$3,363.76	\$2,784.26	\$3,176.47	\$2,905.78	\$2,814.59	\$3,260.91	\$29,926.27
MAINTENANCE FUND 11%	維修基金 11%	\$7,630.72	\$7,509.16	\$9,249.69	\$7,566.82	\$9,250.34	\$7,656.72	\$8,735.29	\$7,990.89	\$7,740.12	\$8,967.50	\$82,297.25
PEST CONTROL	殺蟲滅鼠	\$0.00	\$0.00	\$0.00	\$0.00	\$0.00	\$0.00	\$0.00	\$0.00	\$0.00	\$0.00	\$0.00
PRINTING AND STATIONERY	印刷及廣告費	\$0.00	\$0.00	\$0.00	\$0.00	\$0.00	\$0.00	\$0.00	\$0.00	\$0.00	\$0.00	\$0.00
SECURITY GUARD SERVICE CHARGES	保安費	\$42,778.00	\$42,778.00	\$42,778.00	\$42,778.00	\$42,778.00	\$42,778.00	\$42,778.00	\$42,778.00	\$42,778.00	\$42,778.00	\$427,780.00
SUNDRY EXPENSES	什項支出	\$414.72	\$414.72	\$646.58	\$415.22	\$692.99	\$414.72	\$414.72	\$490.32	\$414.72	\$414.72	\$4,733.43
TELEPHONE	電話費	\$158.00	\$158.00	\$158.00	\$158.00	\$158.00	\$158.00	\$158.00	\$158.00	\$158.00	\$158.00	\$1,580.00
WATER FEE	水費	\$0.00	\$0.00	\$0.00	\$0.00	\$0.00	\$0.00	\$0.00	\$309.30	\$0.00	\$0.00	\$309.30
TOTAL EXPENSES	總支出	\$116,574.74	\$120,515.03	\$141,349.55	\$132,008.09	\$135,436.96	\$124,196.93	\$132,498.61	\$125,472.06	\$117,756.53	\$139,391.04	\$1,285,199.54
SURPLUS / (DEFICIT) FOR THE PERIOD	本期盈餘/(赤字)	\$9,053.26	\$5,112.97	(\$15,721.55)	(\$6,380.09)	(\$9,808.96)	\$1,431.07	(\$6,870.61)	\$155.94	\$7,871.47	(\$13,763.04)	(\$28,919.54)
SURPLUS / (DEFICIT) B/F	承上結存	(\$357,613.65)	(\$348,560.39)	(\$343,447.42)	(\$359,168.97)	(\$365,549.06)	(\$375,358.02)	(\$373,926.95)	(\$380,797.56)	(\$380,641.62)	(\$372,770.15)	(\$357,613.65)
ACCUM.SURPLUS / (DEFICIT) C/F	累積盈餘/(赤字)	(\$348,560.39)	(\$343,447.42)	(\$359,168.97)	(\$365,549.06)	(\$375,358.02)	(\$373,926.95)	(\$380,797.56)	(\$380,641.62)	(\$372,770.15)	(\$386,533.19)	(\$386,533.19)



T.L.60  
HONG KONG GARDENS - BLOCK 15 豪景花園 第十五座  
STATEMENT OF COMPREHENSIVE INCOME 收支報告表  
(FORMERLY KNOWN AS INCOME & EXPENDITURE ACCOUNT)

		Jan-22 (一月)	Feb-22 (二月)	Mar-22 (三月)	Apr-22 (四月)	May-22 (五月)	Jun-22 (六月)	Jul-22 (七月)	Aug-22 (八月)	Sep-22 (九月)	Oct-22 (十月)	1-10/2022 TOTAL總計
<b>INCOME:</b>	收入											
MANAGEMENT FEE RECEIVED	管理費收入	\$102,720.00	\$102,720.00	\$102,720.00	\$102,720.00	\$102,720.00	\$102,720.00	\$102,720.00	\$102,720.00	\$102,720.00	\$102,720.00	\$1,027,200.00
LESS: SINKING FUND	減：儲備基金	(\$5,136.00)	(\$5,136.00)	(\$5,136.00)	(\$5,136.00)	(\$5,136.00)	(\$5,136.00)	(\$5,136.00)	(\$5,136.00)	(\$5,136.00)	(\$5,136.00)	(\$51,360.00)
INSURANCE AND OTHER COMPENSATION	保險及其他賠償	\$0.00	\$0.00	\$0.00	\$0.00	\$0.00	\$0.00	\$0.00	\$0.00	\$0.00	\$0.00	\$0.00
LEGAL FEE RECOVERED	訴訟費收入	\$0.00	\$0.00	\$0.00	\$0.00	\$0.00	\$0.00	\$0.00	\$0.00	\$0.00	\$0.00	\$0.00
INTEREST INCOME	利息收入	\$0.00	\$0.00	\$0.00	\$0.00	\$0.00	\$0.00	\$0.00	\$0.00	\$0.00	\$0.00	\$0.00
SUNDRY INCOME	什項收入	\$0.00	\$0.00	\$0.00	\$0.00	\$0.00	\$0.00	\$0.00	\$0.00	\$0.00	\$0.00	\$0.00
		\$97,584.00	\$97,584.00	\$97,584.00	\$97,584.00	\$97,584.00	\$97,584.00	\$97,584.00	\$97,584.00	\$97,584.00	\$97,584.00	\$975,840.00
<b>EXPENSES:</b>	減：支出											
APPORTIONMENT OF GARDENS EXPENSES	公共費用之分攤	\$35,922.86	\$41,009.94	\$43,585.17	\$51,640.94	\$37,806.76	\$43,098.23	\$40,194.78	\$40,932.61	\$35,959.97	\$44,553.24	\$414,704.50
AUDITORS REMUNERATION	核數費	\$0.00	\$0.00	\$0.00	\$0.00	\$0.00	\$0.00	\$0.00	\$0.00	\$0.00	\$0.00	\$0.00
CONSULTING FEE	諮詢費	\$0.00	\$0.00	\$0.00	\$0.00	\$0.00	\$0.00	\$0.00	\$0.00	\$0.00	\$0.00	\$0.00
CLEANING EXPENSES	清潔費	\$9,370.00	\$9,370.00	\$9,370.00	\$9,370.00	\$9,370.00	\$9,370.00	\$9,370.00	\$9,370.00	\$9,370.00	\$10,068.71	\$94,398.71
DEBRIS REMOVAL CHARGES	清泥頭費	\$0.00	\$0.00	\$0.00	\$0.00	\$0.00	\$0.00	\$0.00	\$0.00	\$0.00	\$0.00	\$0.00
ELECTRICITY	電費	\$3,551.00	\$4,165.00	\$3,290.00	\$3,451.00	\$4,054.00	\$4,444.00	\$4,763.00	\$5,123.00	\$4,380.00	\$3,674.00	\$40,895.00
FESTIVAL DECORATION EXPENSES	節日裝飾	\$0.00	\$0.00	\$0.00	\$2,820.00	\$0.00	\$0.00	\$0.00	\$0.00	\$0.00	\$0.00	\$2,820.00
FURNITURE, FIXTURES & EQUIPMENT	屋苑設備	\$0.00	\$0.00	\$0.00	\$0.00	\$0.00	\$0.00	\$0.00	\$0.00	\$0.00	\$0.00	\$0.00
LEGAL FEE	訴訟費	\$0.00	\$0.00	\$0.00	\$0.00	\$0.00	\$0.00	\$0.00	\$0.00	\$0.00	\$0.00	\$0.00
MAINTENANCE, REPAIR & INSTALLATION	保養維修											
CONCRETE AND SCAFFOLDING	外牆維修及搭棚	\$0.00	\$0.00	\$0.00	\$0.00	\$0.00	\$0.00	\$0.00	\$0.00	\$0.00	\$0.00	\$0.00
DRAINAGE, ELECTRICALS & PUMPS	水電保養維修	\$5,295.00	\$5,032.00	\$5,646.00	\$1,174.00	\$1,987.00	\$12,170.00	\$9,101.00	\$7,152.50	\$2,992.00	\$987.00	\$51,536.50
SECURITY SYSTEM / SMATV. SYM	保安系統/衛星電視	\$340.00	\$340.00	\$4,120.00	\$340.00	\$340.00	\$340.00	\$3,270.52	\$1,887.52	\$2,659.48	\$7,862.89	\$21,500.41
FIRE FIGHTING SYSTEM	消防保養	\$0.00	\$0.00	\$0.00	\$0.00	\$0.00	\$0.00	\$0.00	\$0.00	\$0.00	\$0.00	\$0.00
MANAGER'S REMUNERATION 4%	管理酬金 4%	\$1,625.22	\$1,643.24	\$1,786.23	\$1,569.20	\$1,520.14	\$1,939.46	\$1,943.16	\$1,824.30	\$1,659.04	\$1,792.98	\$17,302.97
MAINTENANCE FUND 11%	維修基金 11%	\$4,469.35	\$4,518.92	\$4,912.13	\$4,315.30	\$4,180.39	\$5,333.51	\$5,343.69	\$5,016.83	\$4,562.36	\$4,930.69	\$47,583.17
PEST CONTROL	殺蟲滅鼠	\$0.00	\$0.00	\$0.00	\$0.00	\$0.00	\$0.00	\$0.00	\$0.00	\$0.00	\$0.00	\$0.00
PRINTING AND STATIONERY	印刷及廣告費	\$0.00	\$0.00	\$0.00	\$0.00	\$0.00	\$0.00	\$0.00	\$0.00	\$0.00	\$0.00	\$0.00
SECURITY GUARD SERVICE CHARGES	保安費	\$21,389.00	\$21,389.00	\$21,389.00	\$21,389.00	\$21,389.00	\$21,389.00	\$21,389.00	\$21,389.00	\$21,389.00	\$21,389.00	\$213,890.00
SUNDRY EXPENSES	什項支出	\$276.48	\$276.48	\$431.75	\$276.98	\$454.54	\$276.48	\$276.48	\$276.48	\$276.48	\$276.48	\$3,098.63
TELEPHONE	電話費	\$409.00	\$409.00	\$409.00	\$409.00	\$409.00	\$409.00	\$409.00	\$409.00	\$409.00	\$409.00	\$4,090.00
WATER FEE	水費	\$0.00	\$99.60	\$0.00	\$0.00	\$0.00	\$88.00	\$0.00	\$0.00	\$0.00	\$157.40	\$345.00
TOTAL EXPENSES	總支出	\$82,647.91	\$88,253.18	\$94,939.28	\$96,755.42	\$81,510.83	\$98,857.68	\$96,060.63	\$93,381.24	\$83,657.33	\$96,101.39	\$912,164.89
SURPLUS / (DEFICIT) FOR THE PERIOD	本期盈餘/(赤字)	\$14,936.09	\$9,330.82	\$2,644.72	\$828.58	\$16,073.17	(\$1,273.68)	\$1,523.37	\$4,202.76	\$13,926.67	\$1,482.61	\$63,675.11
SURPLUS / (DEFICIT) B/F	承上結存	\$702,204.58	\$717,140.67	\$726,471.49	\$729,116.21	\$729,944.79	\$746,017.96	\$744,744.28	\$746,267.65	\$750,470.41	\$764,397.08	\$702,204.58
ACCUM.SURPLUS / (DEFICIT) C/F	累積盈餘/(赤字)	\$717,140.67	\$726,471.49	\$729,116.21	\$729,944.79	\$746,017.96	\$744,744.28	\$746,267.65	\$750,470.41	\$764,397.08	\$765,879.69	\$765,879.69



T.L.60

HONG KONG GARDENS - BLOCK 16 豪景花園 第十六座  
STATEMENT OF COMPREHENSIVE INCOME 收支報告表  
(FORMERLY KNOWN AS INCOME & EXPENDITURE ACCOUNT)

		Jan-22 (一月)	Feb-22 (二月)	Mar-22 (三月)	Apr-22 (四月)	May-22 (五月)	Jun-22 (六月)	Jul-22 (七月)	Aug-22 (八月)	Sep-22 (九月)	Oct-22 (十月)	1-10/2022 TOTAL總計
<b>INCOME:</b>	收入											
MANAGEMENT FEE RECEIVED	管理費收入	\$169,650.00	\$169,650.00	\$169,650.00	\$169,650.00	\$169,650.00	\$169,650.00	\$169,650.00	\$169,650.00	\$169,650.00	\$169,650.00	\$1,696,500.00
LESS: SINKING FUND	減: 儲備基金	(\$8,482.50)	(\$8,482.50)	(\$8,482.50)	(\$8,482.50)	(\$8,482.50)	(\$8,482.50)	(\$8,482.50)	(\$8,482.50)	(\$8,482.50)	(\$8,482.50)	(\$84,825.00)
INSURANCE AND OTHER COMPENSATION	保險及其他賠償	\$0.00	\$0.00	\$0.00	\$0.00	\$0.00	\$0.00	\$0.00	\$0.00	\$0.00	\$0.00	\$0.00
LEGAL FEE RECOVERED	訴訟費收入	\$0.00	\$0.00	\$0.00	\$0.00	\$0.00	\$0.00	\$0.00	\$0.00	\$0.00	\$0.00	\$0.00
INTEREST INCOME	利息收入	\$0.00	\$0.00	\$0.00	\$0.00	\$0.00	\$0.00	\$0.00	\$0.00	\$0.00	\$0.00	\$0.00
SUNDRY INCOME	什項收入	\$0.00	\$0.00	\$0.00	\$0.00	\$0.00	\$0.00	\$0.00	\$0.00	\$0.00	\$0.00	\$0.00
		\$161,167.50	\$161,167.50	\$161,167.50	\$161,167.50	\$161,167.50	\$161,167.50	\$161,167.50	\$161,167.50	\$161,167.50	\$161,167.50	\$1,611,675.00
<b>EXPENSES:</b>	減: 支出											
APPORTIONMENT OF GARDENS EXPENSES	公共費用之分攤	\$71,991.75	\$82,186.59	\$87,347.52	\$103,491.80	\$75,767.21	\$86,371.66	\$80,552.95	\$82,031.60	\$72,066.12	\$89,287.60	\$831,094.80
AUDITORS REMUNERATION	核數費	\$0.00	\$0.00	\$0.00	\$0.00	\$0.00	\$0.00	\$0.00	\$0.00	\$0.00	\$0.00	\$0.00
CONSULTING FEE	諮詢費	\$0.00	\$0.00	\$0.00	\$0.00	\$0.00	\$0.00	\$0.00	\$0.00	\$0.00	\$0.00	\$0.00
CLEANING EXPENSES	清潔費	\$9,370.00	\$9,370.00	\$9,370.00	\$9,370.00	\$9,370.00	\$9,370.00	\$9,370.00	\$9,370.00	\$9,370.00	\$10,404.45	\$94,734.45
DEBRIS REMOVAL CHARGES	清泥頭費	\$0.00	\$0.00	\$0.00	\$0.00	\$0.00	\$0.00	\$0.00	\$0.00	\$0.00	\$0.00	\$0.00
ELECTRICITY	電費	\$6,804.00	\$7,579.00	\$6,299.00	\$6,944.00	\$8,512.00	\$8,124.00	\$8,522.00	\$9,319.00	\$8,978.00	\$8,018.00	\$79,099.00
FESTIVAL DECORATION EXPENSES	節日裝飾	\$0.00	\$0.00	\$0.00	\$470.00	\$0.00	\$0.00	\$0.00	\$0.00	\$0.00	\$0.00	\$470.00
FURNITURE, FIXTURES & EQUIPMENT	屋苑設備	\$0.00	\$0.00	\$0.00	\$0.00	\$0.00	\$0.00	\$0.00	\$0.00	\$0.00	\$0.00	\$0.00
LEGAL FEE	訴訟費	\$0.00	\$0.00	\$0.00	\$0.00	\$0.00	\$0.00	\$0.00	\$0.00	\$0.00	\$0.00	\$0.00
MAINTENANCE, REPAIR & INSTALLATION	保養維修											
CONCRETE AND SCAFFOLDING	外牆維修及搭棚	\$0.00	\$0.00	\$0.00	\$0.00	\$0.00	\$0.00	\$0.00	\$9,600.00	\$0.00	\$0.00	\$9,600.00
DRAINAGE, ELECTRICALS & PUMPS	水電保養維修	\$3,790.00	\$5,815.00	\$3,370.00	\$1,121.00	\$6,744.44	\$6,766.00	\$1,911.00	\$10,330.00	\$1,327.00	\$1,812.00	\$42,986.44
SECURITY SYSTEM / SMATV. SYM	保安系統/衛星電視	\$340.00	\$340.00	\$340.00	\$340.00	\$340.00	\$340.00	\$501.37	\$1,996.37	\$578.63	\$540.00	\$5,656.37
FIRE FIGHTING SYSTEM	消防保養	\$0.00	\$0.00	\$0.00	\$0.00	\$0.00	\$0.00	\$0.00	\$0.00	\$0.00	\$0.00	\$0.00
LIFTS	升降機	\$8,672.80	\$8,672.80	\$8,672.80	\$8,672.52	\$8,672.73	\$8,672.73	\$8,672.73	\$8,672.73	\$8,672.73	\$8,672.73	\$86,727.30
MANAGER'S REMUNERATION 4%	管理酬金 4%	\$2,903.24	\$3,015.24	\$2,881.60	\$2,820.89	\$3,101.10	\$3,075.08	\$3,132.05	\$3,721.99	\$2,901.22	\$2,922.05	\$30,474.46
MAINTENANCE FUND 11%	維修基金 11%	\$7,983.91	\$8,291.91	\$7,924.39	\$7,757.44	\$8,528.01	\$8,456.46	\$8,613.14	\$10,235.47	\$7,978.36	\$8,035.65	\$83,804.74
PEST CONTROL	殺蟲滅鼠	\$0.00	\$0.00	\$0.00	\$0.00	\$0.00	\$0.00	\$0.00	\$0.00	\$0.00	\$0.00	\$0.00
PRINTING AND STATIONERY	印刷及廣告費	\$0.00	\$0.00	\$0.00	\$0.00	\$0.00	\$0.00	\$0.00	\$0.00	\$0.00	\$0.00	\$0.00
SECURITY GUARD SERVICE CHARGES	保安費	\$42,778.00	\$42,778.00	\$42,778.00	\$42,778.00	\$42,778.00	\$42,778.00	\$42,778.00	\$42,778.00	\$42,778.00	\$42,778.00	\$427,780.00
SUNDRY EXPENSES	什項支出	\$668.16	\$668.16	\$1,052.13	\$668.66	\$952.22	\$668.16	\$6,388.16	\$668.16	\$668.16	\$668.16	\$13,070.13
TRAVELLING	交通費	\$0.00	\$0.00	\$0.00	\$0.00	\$0.00	\$0.00	\$0.00	\$0.00	\$0.00	\$0.00	\$0.00
TELEPHONE	電話費	\$158.00	\$158.00	\$158.00	\$158.00	\$158.00	\$158.00	\$158.00	\$158.00	\$158.00	\$158.00	\$1,580.00
WATER FEE	水費	\$0.00	\$0.00	\$0.00	\$0.00	\$0.00	\$0.00	\$0.00	\$157.50	\$0.00	\$0.00	\$157.50
TOTAL EXPENSES	總支出	\$155,459.86	\$168,874.70	\$170,193.44	\$184,592.31	\$164,923.71	\$174,780.09	\$170,599.40	\$189,038.82	\$155,476.22	\$173,296.64	\$1,707,235.19
SURPLUS / (DEFICIT) FOR THE PERIOD	本期盈餘/(赤字)	\$5,707.64	(\$7,707.20)	(\$9,025.94)	(\$23,424.81)	(\$3,756.21)	(\$13,612.59)	(\$9,431.90)	(\$27,871.32)	\$5,691.28	(\$12,129.14)	(\$95,560.19)
SURPLUS / (DEFICIT) B/F	承上結存	\$91,358.64	\$97,066.28	\$89,359.08	\$80,333.14	\$56,908.33	\$53,152.12	\$39,539.53	\$30,107.63	\$2,236.31	\$7,927.59	\$91,358.64
ACCUM.SURPLUS / (DEFICIT) C/F	累積盈餘/(赤字)	\$97,066.28	\$89,359.08	\$80,333.14	\$56,908.33	\$53,152.12	\$39,539.53	\$30,107.63	\$2,236.31	\$7,927.59	(\$4,201.55)	(\$4,201.55)



T.L.60

HONG KONG GARDENS - BLOCK 17 豪景花園 第十七座  
STATEMENT OF COMPREHENSIVE INCOME 收支報告表  
(FORMERLY KNOWN AS INCOME & EXPENDITURE ACCOUNT)

		Jan-22 (一月)	Feb-22 (二月)	Mar-22 (三月)	Apr-22 (四月)	May-22 (五月)	Jun-22 (六月)	Jul-22 (七月)	Aug-22 (八月)	Sep-22 (九月)	Oct-22 (十月)	1-10/2022 TOTAL總計
<b>INCOME:</b>	收入											
MANAGEMENT FEE RECEIVED	管理費收入	\$169,070.00	\$169,070.00	\$169,070.00	\$169,070.00	\$169,070.00	\$169,070.00	\$169,070.00	\$169,070.00	\$169,070.00	\$169,070.00	\$1,690,700.00
LESS: SINKING FUND	減: 儲備基金	(\$8,453.50)	(\$8,453.50)	(\$8,453.50)	(\$8,453.50)	(\$8,453.50)	(\$8,453.50)	(\$8,453.50)	(\$8,453.50)	(\$8,453.50)	(\$8,453.50)	(\$84,535.00)
LESS: PROVISION FOR BAD DEBT - M.F.	管理費壞賬撥備	\$0.00	\$0.00	\$0.00	\$0.00	\$0.00	\$0.00	\$0.00	\$0.00	\$0.00	\$0.00	\$0.00
ADD: BAD DEBT (M.F.) WRITTEN BACK	收回管理費壞賬	\$0.00	\$0.00	\$0.00	\$0.00	\$0.00	\$0.00	\$0.00	\$0.00	\$0.00	\$0.00	\$0.00
INSURANCE AND OTHER COMPENSATION	保險及其他賠償	\$0.00	\$0.00	\$0.00	\$0.00	\$0.00	\$0.00	\$0.00	\$0.00	\$0.00	\$0.00	\$0.00
LEGAL FEE RECOVERED	訴訟費收入	\$0.00	\$0.00	\$0.00	\$0.00	\$0.00	\$0.00	\$0.00	\$0.00	\$0.00	\$0.00	\$0.00
INTEREST INCOME	利息收入	\$0.00	\$0.00	\$0.00	\$0.00	\$0.00	\$0.00	\$0.00	\$0.00	\$0.00	\$0.00	\$0.00
SUNDRY INCOME	什項收入	\$0.00	\$0.00	\$0.00	\$0.00	\$100.00	\$200.00	\$0.00	\$0.00	\$0.00	\$0.00	\$300.00
		\$160,616.50	\$160,616.50	\$160,616.50	\$160,616.50	\$160,716.50	\$160,816.50	\$160,616.50	\$160,616.50	\$160,616.50	\$160,616.50	\$1,606,465.00
<b>EXPENSES:</b>	減: 支出											
APPORTIONMENT OF GARDENS EXPENSES	公共費用之分攤	\$71,991.75	\$82,186.59	\$87,347.52	\$103,491.80	\$75,767.21	\$86,371.66	\$80,552.95	\$82,031.60	\$72,066.12	\$89,287.60	\$831,094.80
AUDITORS REMUNERATION	核數費	\$0.00	\$0.00	\$0.00	\$0.00	\$0.00	\$0.00	\$0.00	\$0.00	\$0.00	\$0.00	\$0.00
CONSULTING FEE	諮詢費	\$0.00	\$0.00	\$0.00	\$0.00	\$0.00	\$0.00	\$0.00	\$0.00	\$0.00	\$0.00	\$0.00
CLEANING EXPENSES	清潔費	\$9,610.00	\$9,370.00	\$9,370.00	\$9,370.00	\$9,370.00	\$9,370.00	\$9,370.00	\$9,370.00	\$9,370.00	\$10,677.63	\$95,247.63
DEBRIS REMOVAL CHARGES	清泥頭費	\$0.00	\$0.00	\$0.00	\$0.00	\$0.00	\$0.00	\$0.00	\$0.00	\$0.00	\$0.00	\$0.00
ELECTRICITY	電費	\$8,442.00	\$9,329.00	\$7,817.00	\$8,204.00	\$9,699.00	\$10,118.00	\$9,870.00	\$10,961.00	\$10,489.00	\$9,347.00	\$94,276.00
FESTIVAL DECORATION EXPENSES	節日裝飾	\$0.00	\$0.00	\$0.00	\$470.00	\$0.00	\$0.00	\$0.00	\$0.00	\$0.00	\$0.00	\$470.00
FURNITURE, FIXTURES & EQUIPMENT	屋苑設備	\$0.00	\$0.00	\$0.00	\$0.00	\$0.00	\$0.00	\$0.00	\$0.00	\$0.00	\$0.00	\$0.00
LEGAL FEE	訴訟費	\$0.00	\$0.00	\$0.00	\$0.00	\$0.00	\$0.00	\$0.00	(\$3,300.00)	\$0.00	\$0.00	(\$3,300.00)
MAINTENANCE, REPAIR & INSTALLATION	保養維修											
CONCRETE AND SCAFFOLDING	外牆維修及搭棚	\$0.00	\$35,343.00	\$3,800.00	\$0.00	\$0.00	\$19,100.00	\$21,164.00	\$0.00	\$0.00	\$4,690.00	\$84,097.00
DRAINAGE, ELECTRICALS & PUMPS	水電保養維修	\$2,055.00	\$0.00	\$15.00	\$965.00	\$1,029.44	\$685.00	\$102,461.00	\$5,072.00	\$1,805.00	\$18,555.00	\$132,642.44
SECURITY SYSTEM / SMATV. SYM	保安系統衛星電視	\$340.00	\$7,040.00	\$340.00	\$340.00	\$340.00	\$340.00	\$501.37	\$3,496.37	\$578.63	\$540.00	\$13,856.37
FIRE FIGHTING SYSTEM	消防保養	\$0.00	\$0.00	\$0.00	\$0.00	\$0.00	\$0.00	\$0.00	\$0.00	\$0.00	\$0.00	\$0.00
LIFTS	升降機	\$8,672.80	\$8,672.80	\$8,672.80	\$8,672.52	\$8,672.73	\$8,672.73	\$8,672.73	\$8,672.73	\$8,672.73	\$8,672.73	\$86,727.30
MANAGER'S REMUNERATION 4%	管理酬金 4%	\$2,908.96	\$4,534.36	\$2,957.21	\$2,867.37	\$2,919.98	\$3,675.60	\$7,825.73	\$3,117.15	\$2,984.02	\$3,843.46	\$37,633.84
MAINTENANCE FUND 11%	維修基金 11%	\$7,999.64	\$12,469.49	\$8,132.31	\$7,885.27	\$8,029.93	\$10,107.89	\$21,520.76	\$8,572.16	\$8,206.04	\$10,569.52	\$103,493.01
PEST CONTROL	殺蟲滅鼠	\$0.00	\$0.00	\$0.00	\$0.00	\$0.00	\$0.00	\$0.00	\$0.00	\$0.00	\$0.00	\$0.00
PRINTING AND STATIONERY	印刷及廣告費	\$0.00	\$0.00	\$0.00	\$0.00	\$0.00	\$0.00	\$0.00	\$0.00	\$0.00	\$0.00	\$0.00
SECURITY GUARD SERVICE CHARGES	保安費	\$42,778.00	\$42,778.00	\$42,778.00	\$42,778.00	\$42,778.00	\$42,778.00	\$42,778.00	\$42,778.00	\$42,778.00	\$42,778.00	\$427,780.00
SUNDRY EXPENSES	什項支出	\$668.16	\$668.16	\$979.33	\$668.66	\$952.23	\$668.16	\$668.16	\$668.16	\$749.02	\$668.16	\$7,358.20
TELEPHONE	電話費	\$158.00	\$158.00	\$158.00	\$158.00	\$158.00	\$158.00	\$158.00	\$158.00	\$158.00	\$158.00	\$1,580.00
WATER FEE	水費	\$0.00	\$0.00	\$0.00	\$58.10	\$0.00	\$0.00	\$0.00	\$52.50	\$0.00	\$0.00	\$110.60
TOTAL EXPENSES	總支出	\$155,624.31	\$212,549.40	\$172,367.17	\$185,928.72	\$159,716.52	\$192,045.04	\$305,542.70	\$171,649.67	\$157,856.56	\$199,787.10	\$1,913,067.19
SURPLUS / (DEFICIT) FOR THE PERIOD	本期盈餘/(赤字)	\$4,992.19	(\$51,932.90)	(\$11,750.67)	(\$25,312.22)	\$999.98	(\$31,228.54)	(\$144,926.20)	(\$11,033.17)	\$2,759.94	(\$39,170.60)	(\$306,602.19)
SURPLUS / (DEFICIT) B/F	承上結存	(\$187,618.48)	(\$182,626.29)	(\$234,559.19)	(\$246,309.86)	(\$271,622.08)	(\$270,622.10)	(\$301,850.64)	(\$446,776.84)	(\$457,810.01)	(\$455,050.07)	(\$187,618.48)
ACCUM.SURPLUS / (DEFICIT) C/F	累積盈餘/(赤字)	(\$182,626.29)	(\$234,559.19)	(\$246,309.86)	(\$271,622.08)	(\$270,622.10)	(\$301,850.64)	(\$446,776.84)	(\$457,810.01)	(\$455,050.07)	(\$494,220.67)	(\$494,220.67)



T.L.60  
HONG KONG GARDENS - BLOCK 18 豪景花園 第十八座  
STATEMENT OF COMPREHENSIVE INCOME 收支報告表  
(FORMERLY KNOWN AS INCOME & EXPENDITURE ACCOUNT)

		Jan-22 (一月)	Feb-22 (二月)	Mar-22 (三月)	Apr-22 (四月)	May-22 (五月)	Jun-22 (六月)	Jul-22 (七月)	Aug-22 (八月)	Sep-22 (九月)	Oct-22 (十月)	1-10/2022 TOTAL總計
<b>INCOME:</b>	收入											
MANAGEMENT FEE RECEIVED	管理費收入	\$173,420.00	\$173,420.00	\$173,420.00	\$173,420.00	\$173,420.00	\$173,420.00	\$173,420.00	\$173,420.00	\$173,420.00	\$173,420.00	\$1,734,200.00
LESS: SINKING FUND	減: 儲備基金	(\$8,671.00)	(\$8,671.00)	(\$8,671.00)	(\$8,671.00)	(\$8,671.00)	(\$8,671.00)	(\$8,671.00)	(\$8,671.00)	(\$8,671.00)	(\$8,671.00)	(\$86,710.00)
INSURANCE AND OTHER COMPENSATION	保險及其他賠償	\$0.00	\$0.00	\$0.00	\$0.00	\$0.00	\$0.00	\$0.00	\$0.00	\$0.00	\$0.00	\$0.00
LEGAL FEE RECOVERED	訴訟費收入	\$0.00	\$0.00	\$0.00	\$0.00	\$0.00	\$0.00	\$0.00	\$0.00	\$0.00	\$0.00	\$0.00
INTEREST INCOME	利息收入	\$0.00	\$0.00	\$0.00	\$0.00	\$0.00	\$0.00	\$0.00	\$0.00	\$0.00	\$0.00	\$0.00
SUNDRY INCOME	什項收入	\$200.00	\$0.00	\$0.00	\$0.00	\$0.00	\$0.00	\$0.00	\$0.00	\$0.00	\$0.00	\$200.00
		\$164,949.00	\$164,749.00	\$164,749.00	\$164,749.00	\$164,749.00	\$164,749.00	\$164,749.00	\$164,749.00	\$164,749.00	\$164,749.00	\$1,647,690.00
<b>EXPENSES:</b>	減: 支出											
APPORTIONMENT OF GARDENS EXPENSES	公共費用之分攤	\$71,991.75	\$82,186.59	\$87,347.52	\$103,491.80	\$75,767.21	\$86,371.66	\$80,552.95	\$82,031.60	\$72,066.12	\$89,287.60	\$831,094.80
AUDITORS REMUNERATION	核數費	\$0.00	\$0.00	\$0.00	\$0.00	\$0.00	\$0.00	\$0.00	\$0.00	\$0.00	\$0.00	\$0.00
CONSULTING FEE	諮詢費	\$0.00	\$0.00	\$0.00	\$0.00	\$0.00	\$0.00	\$0.00	\$0.00	\$0.00	\$0.00	\$0.00
CLEANING EXPENSES	清潔費	\$9,370.00	\$9,370.00	\$9,370.00	\$9,370.00	\$9,370.00	\$9,370.00	\$9,370.00	\$9,370.00	\$9,370.00	\$11,329.27	\$95,659.27
DEBRIS REMOVAL CHARGES	清泥頭費	\$0.00	\$0.00	\$0.00	\$0.00	\$0.00	\$0.00	\$0.00	\$0.00	\$0.00	\$0.00	\$0.00
ELECTRICITY	電費	\$8,572.00	\$9,151.00	\$7,616.00	\$8,154.00	\$9,954.00	\$10,662.00	\$10,402.00	\$11,857.00	\$11,166.00	\$10,154.00	\$97,688.00
FESTIVAL DECORATION EXPENSES	節日裝飾	\$0.00	\$0.00	\$0.00	\$470.00	\$0.00	\$0.00	\$0.00	\$0.00	\$0.00	\$0.00	\$470.00
FURNITURE, FIXTURES & EQUIPMENT	屋苑設備	\$0.00	\$0.00	\$0.00	\$0.00	\$0.00	\$0.00	\$0.00	\$0.00	\$0.00	\$0.00	\$0.00
LEGAL FEE	訴訟費	\$0.00	\$0.00	\$0.00	\$0.00	\$0.00	\$0.00	\$0.00	(\$10,000.00)	\$0.00	\$0.00	(\$10,000.00)
MAINTENANCE, REPAIR & INSTALLATION	保養維修											
CONCRETE AND SCAFFOLDING	外牆維修及搭棚	\$0.00	\$23,362.00	\$7,602.00	\$0.00	\$0.00	\$0.00	\$0.00	\$0.00	\$0.00	\$0.00	\$30,964.00
DRAINAGE, ELECTRICALS & PUMPS	水電保養維修	\$1,855.00	\$0.00	\$2,592.00	\$9,820.00	\$524.44	\$3,230.00	\$77,931.00	\$15.00	\$615.00	\$920.00	\$97,502.44
SECURITY SYSTEM / SMATV. SYM	保安系統/衛星電視	\$340.00	\$7,040.00	\$340.00	\$2,220.00	\$340.00	\$1,340.00	\$1,501.37	\$1,996.37	\$578.63	\$540.00	\$16,236.37
FIRE FIGHTING SYSTEM	消防保養	\$0.00	\$0.00	\$0.00	\$0.00	\$0.00	\$0.00	\$0.00	\$0.00	\$0.00	\$0.00	\$0.00
LIFTS	升降機	\$8,672.80	\$8,672.80	\$8,672.80	\$8,672.52	\$8,672.73	\$8,672.73	\$8,672.73	\$8,672.73	\$8,672.73	\$8,672.73	\$86,727.30
MANAGER'S REMUNERATION 4%	管理酬金 4%	\$2,896.56	\$4,048.00	\$3,204.33	\$3,294.92	\$2,909.98	\$3,075.16	\$6,059.25	\$2,624.96	\$2,963.50	\$3,008.81	\$34,085.47
MAINTENANCE FUND 11%	維修基金 11%	\$7,965.54	\$11,132.00	\$8,811.89	\$9,061.04	\$8,002.43	\$8,456.68	\$16,662.94	\$7,218.64	\$8,149.61	\$8,274.22	\$93,734.99
PEST CONTROL	殺蟲滅鼠	\$0.00	\$0.00	\$0.00	\$0.00	\$0.00	\$0.00	\$0.00	\$0.00	\$0.00	\$0.00	\$0.00
PRINTING AND STATIONERY	印刷及廣告費	\$0.00	\$0.00	\$0.00	\$0.00	\$0.00	\$0.00	\$0.00	\$0.00	\$0.00	\$0.00	\$0.00
SECURITY GUARD SERVICE CHARGES	保安費	\$42,778.00	\$42,778.00	\$42,778.00	\$42,778.00	\$42,778.00	\$42,778.00	\$42,778.00	\$42,778.00	\$42,778.00	\$42,778.00	\$427,780.00
SUNDRY EXPENSES	什項支出	\$668.16	\$668.16	\$979.33	\$668.66	\$952.23	\$668.16	\$668.16	\$668.16	\$749.02	\$668.16	\$7,358.20
TELEPHONE	電話費	\$158.00	\$158.00	\$158.00	\$158.00	\$158.00	\$158.00	\$158.00	\$158.00	\$158.00	\$158.00	\$1,580.00
WATER FEE	水費	\$0.00	\$0.00	\$0.00	\$61.90	\$0.00	\$0.00	\$0.00	\$108.70	\$0.00	\$0.00	\$170.60
TOTAL EXPENSES	總支出	\$155,267.81	\$198,566.55	\$179,471.87	\$198,220.84	\$159,429.02	\$174,782.39	\$254,756.40	\$157,499.16	\$157,266.61	\$175,790.79	\$1,811,051.44
SURPLUS / (DEFICIT) FOR THE PERIOD	本期盈餘/(赤字)	\$9,681.19	(\$33,817.55)	(\$14,722.87)	(\$33,471.84)	\$5,319.98	(\$10,033.39)	(\$90,007.40)	\$7,249.84	\$7,482.39	(\$11,041.79)	(\$163,361.44)
SURPLUS / (DEFICIT) B/F	承上結存	\$463,798.25	\$473,479.44	\$439,661.89	\$424,939.02	\$391,467.18	\$396,787.16	\$386,753.77	\$296,746.37	\$303,996.21	\$311,478.60	\$463,798.25
ACCUM.SURPLUS / (DEFICIT) C/F	累積盈餘/(赤字)	\$473,479.44	\$439,661.89	\$424,939.02	\$391,467.18	\$396,787.16	\$386,753.77	\$296,746.37	\$303,996.21	\$311,478.60	\$300,436.81	\$300,436.81



T.L.60

HONG KONG GARDENS - BLOCK 19 豪景花園 第十九座  
STATEMENT OF COMPREHENSIVE INCOME 收支報告表  
(FORMERLY KNOWN AS INCOME & EXPENDITURE ACCOUNT)

		Jan-22 (一月)	Feb-22 (二月)	Mar-22 (三月)	Apr-22 (四月)	May-22 (五月)	Jun-22 (六月)	Jul-22 (七月)	Aug-22 (八月)	Sep-22 (九月)	Oct-22 (十月)	1-10/2022 TOTAL總計
<b>INCOME:</b>	收入											
MANAGEMENT FEE RECEIVED	管理費收入	\$158,050.00	\$158,050.00	\$158,050.00	\$158,050.00	\$158,050.00	\$158,050.00	\$158,050.00	\$158,050.00	\$158,050.00	\$158,050.00	\$1,580,500.00
LESS: SINKING FUND	減: 儲備基金	(\$7,902.50)	(\$7,902.50)	(\$7,902.50)	(\$7,902.50)	(\$7,902.50)	(\$7,902.50)	(\$7,902.50)	(\$7,902.50)	(\$7,902.50)	(\$7,902.50)	(\$79,025.00)
LESS: PROVISION FOR BAD DEBT - M.F.	管理費壞賬撥備	\$0.00	\$0.00	\$0.00	\$0.00	\$0.00	\$0.00	\$0.00	\$0.00	\$0.00	\$0.00	\$0.00
INSURANCE AND OTHER COMPENSATION	保險及其他賠償	\$0.00	\$0.00	\$0.00	\$1,500.00	\$0.00	\$0.00	\$0.00	\$0.00	\$0.00	\$0.00	\$1,500.00
LEGAL FEE RECOVERED	訴訟費收入	\$0.00	\$0.00	\$0.00	\$0.00	\$0.00	\$0.00	\$0.00	\$0.00	\$0.00	\$0.00	\$0.00
INTEREST INCOME	利息收入	\$0.00	\$0.00	\$0.00	\$0.00	\$0.00	\$0.00	\$0.00	\$0.00	\$0.00	\$0.00	\$0.00
SUNDRY INCOME	什項收入	\$0.00	\$0.00	\$0.00	\$0.00	\$0.00	\$0.00	\$0.00	\$0.00	\$0.00	\$0.00	\$0.00
		\$150,147.50	\$150,147.50	\$150,147.50	\$151,647.50	\$150,147.50	\$150,147.50	\$150,147.50	\$150,147.50	\$150,147.50	\$150,147.50	\$1,502,975.00
<b>EXPENSES:</b>	減: 支出											
APPORTIONMENT OF GARDENS EXPENSES	公共費用之分攤	\$71,991.75	\$82,186.59	\$87,347.52	\$103,491.80	\$75,767.21	\$86,371.66	\$80,552.95	\$82,031.60	\$72,066.12	\$89,287.60	\$831,094.80
AUDITORS REMUNERATION	核數費	\$0.00	\$0.00	\$0.00	\$0.00	\$0.00	\$0.00	\$0.00	\$0.00	\$0.00	\$0.00	\$0.00
CONSULTING FEE	諮詢費	\$0.00	\$0.00	\$0.00	\$0.00	\$0.00	\$0.00	\$0.00	\$0.00	\$0.00	\$0.00	\$0.00
CLEANING EXPENSES	清潔費	\$9,850.00	\$9,370.00	\$9,370.00	\$9,370.00	\$9,370.00	\$9,370.00	\$9,370.00	\$9,370.00	\$9,370.00	\$11,348.21	\$96,158.21
DEBRIS REMOVAL CHARGES	清泥頭費	\$0.00	\$0.00	\$0.00	\$0.00	\$0.00	\$0.00	\$0.00	\$0.00	\$0.00	\$0.00	\$0.00
ELECTRICITY	電費	\$9,239.00	\$10,506.00	\$8,644.00	\$9,164.00	\$10,676.00	\$11,053.00	\$10,961.00	\$12,433.00	\$11,519.00	\$9,981.00	\$104,176.00
FESTIVAL DECORATION EXPENSES	節日裝飾	\$0.00	\$0.00	\$0.00	\$470.00	\$0.00	\$0.00	\$0.00	\$0.00	\$0.00	\$0.00	\$470.00
FURNITURE, FIXTURES & EQUIPMENT	屋苑設備	\$0.00	\$0.00	\$0.00	\$0.00	\$0.00	\$0.00	\$0.00	\$0.00	\$0.00	\$0.00	\$0.00
INSURANCE	保險費	\$0.00	\$0.00	\$0.00	\$0.00	\$0.00	\$0.00	\$0.00	\$0.00	\$0.00	\$0.00	\$0.00
GARDENING EXPENSES	園藝種植	\$0.00	\$0.00	\$0.00	\$0.00	\$0.00	\$0.00	\$0.00	\$0.00	\$0.00	\$0.00	\$0.00
LEGAL FEE	訴訟費	\$0.00	\$0.00	\$0.00	\$0.00	\$0.00	\$0.00	\$0.00	\$0.00	\$0.00	\$0.00	\$0.00
MAINTENANCE, REPAIR & INSTALLATION	保養維修											
CONCRETE AND SCAFFOLDING	外牆維修及搭棚	\$0.00	\$0.00	\$6,902.00	\$0.00	\$0.00	\$7,400.00	\$5,600.00	\$5,341.00	\$3,800.00	\$7,060.00	\$36,103.00
DRAINAGE, ELECTRICALS & PUMPS	水電保養維修	\$3,314.00	\$45.00	\$31,496.00	\$7,330.00	\$634.44	\$30.00	\$3,391.00	\$34,635.50	\$60.00	\$1,008.00	\$81,943.94
SECURITY SYSTEM / SMATV. SYM	保安系統/衛星電視	\$340.00	\$340.00	\$340.00	\$890.00	\$340.00	\$340.00	\$501.37	\$1,996.37	\$578.63	\$540.00	\$6,206.37
FIRE FIGHTING SYSTEM	消防保養	\$0.00	\$0.00	\$0.00	\$0.00	\$0.00	\$0.00	\$0.00	\$0.00	\$0.00	\$0.00	\$0.00
LIFTS	升降機	\$10,472.80	\$10,472.80	\$10,472.80	\$10,472.52	\$10,472.73	\$10,472.73	\$20,372.73	\$10,472.73	\$10,472.73	\$10,472.73	\$114,627.30
MANAGER'S REMUNERATION 4%	管理酬金 4%	\$3,072.80	\$2,973.52	\$4,445.61	\$3,256.40	\$3,015.26	\$3,290.80	\$3,752.01	\$4,721.46	\$3,176.58	\$3,380.56	\$35,085.00
MAINTENANCE FUND 11%	維修基金 11%	\$8,450.20	\$8,177.18	\$12,225.41	\$8,955.10	\$8,291.95	\$9,049.69	\$10,318.03	\$12,984.01	\$8,735.60	\$9,296.55	\$96,483.72
PEST CONTROL	殺蟲滅鼠	\$0.00	\$0.00	\$0.00	\$0.00	\$0.00	\$0.00	\$0.00	\$0.00	\$0.00	\$0.00	\$0.00
PRINTING AND STATIONERY	印刷及廣告費	\$0.00	\$0.00	\$0.00	\$0.00	\$0.00	\$0.00	\$0.00	\$0.00	\$0.00	\$0.00	\$0.00
SECURITY GUARD SERVICE CHARGES	保安費	\$42,778.00	\$42,778.00	\$42,778.00	\$42,778.00	\$42,778.00	\$42,778.00	\$42,778.00	\$42,778.00	\$42,778.00	\$42,778.00	\$427,780.00
SUNDRY EXPENSES	什項支出	\$668.16	\$668.16	\$979.33	\$668.66	\$952.23	\$668.16	\$668.16	\$668.16	\$678.16	\$1,168.16	\$7,787.34
SALARIES	薪金	\$0.00	\$0.00	\$0.00	\$0.00	\$0.00	\$0.00	\$0.00	\$0.00	\$0.00	\$0.00	\$0.00
MPF CONTRIBUTION	強積金	\$0.00	\$0.00	\$0.00	\$0.00	\$0.00	\$0.00	\$0.00	\$0.00	\$0.00	\$0.00	\$0.00
UNIFORM	制服費	\$0.00	\$0.00	\$0.00	\$0.00	\$0.00	\$0.00	\$0.00	\$0.00	\$0.00	\$0.00	\$0.00
TELEPHONE	電話費	\$158.00	\$158.00	\$158.00	\$158.00	\$158.00	\$158.00	\$158.00	\$158.00	\$158.00	\$158.00	\$1,580.00
WATER FEE	水費	\$0.00	\$0.00	\$0.00	\$108.80	\$0.00	\$0.00	\$0.00	\$183.70	\$0.00	\$0.00	\$292.50
TOTAL EXPENSES	總支出	\$160,334.71	\$167,675.25	\$215,158.67	\$197,113.28	\$162,455.82	\$180,982.04	\$188,423.25	\$217,773.53	\$163,392.82	\$186,478.81	\$1,839,788.18
SURPLUS / (DEFICIT) FOR THE PERIOD	本期盈餘/(赤字)	(\$10,187.21)	(\$17,527.75)	(\$65,011.17)	(\$45,465.78)	(\$12,308.32)	(\$30,834.54)	(\$38,275.75)	(\$67,626.03)	(\$13,245.32)	(\$36,331.31)	(\$336,813.18)
SURPLUS / (DEFICIT) B/F	承上結存	(\$193,847.75)	(\$204,034.96)	(\$221,562.71)	(\$286,573.88)	(\$332,039.66)	(\$344,347.98)	(\$375,182.52)	(\$413,458.27)	(\$481,084.30)	(\$494,329.62)	(\$193,847.75)
ACCUM.SURPLUS / (DEFICIT) C/F	累積盈餘/(赤字)	(\$204,034.96)	(\$221,562.71)	(\$286,573.88)	(\$332,039.66)	(\$344,347.98)	(\$375,182.52)	(\$413,458.27)	(\$481,084.30)	(\$494,329.62)	(\$530,660.93)	(\$530,660.93)



T.L.60  
**HONG KONG GARDENS - BLOCK 20** 豪景花園 第二十座  
**STATEMENT OF COMPREHENSIVE INCOME** 收支報告表  
**(FORMERLY KNOWN AS INCOME & EXPENDITURE ACCOUNT)**

		Jan-22 (一月)	Feb-22 (二月)	Mar-22 (三月)	Apr-22 (四月)	May-22 (五月)	Jun-22 (六月)	Jul-22 (七月)	Aug-22 (八月)	Sep-22 (九月)	Oct-22 (十月)	1-10/2022 TOTAL總計
<b>INCOME:</b>	收入											
MANAGEMENT FEE RECEIVED	管理費收入	\$158,050.00	\$158,050.00	\$158,050.00	\$158,050.00	\$158,050.00	\$158,050.00	\$158,050.00	\$158,050.00	\$158,050.00	\$158,050.00	\$1,580,500.00
LESS: SINKING FUND	減: 儲備基金	(\$7,902.50)	(\$7,902.50)	(\$7,902.50)	(\$7,902.50)	(\$7,902.50)	(\$7,902.50)	(\$7,902.50)	(\$7,902.50)	(\$7,902.50)	(\$7,902.50)	(\$79,025.00)
LESS: PROVISION FOR BAD DEBT - M.F.	管理費壞賬撥備	\$0.00	\$0.00	\$0.00	\$0.00	\$0.00	\$0.00	\$0.00	\$0.00	\$0.00	\$0.00	\$0.00
ADD: BAD DEBT (M.F.)WRITTEN BACK	收回管理費壞賬	\$0.00	\$0.00	\$0.00	\$0.00	\$0.00	\$0.00	\$0.00	\$0.00	\$0.00	\$0.00	\$0.00
INSURANCE AND OTHER COMPENSATION	保險及其他賠償	\$0.00	\$0.00	\$0.00	\$0.00	\$0.00	\$0.00	\$0.00	\$0.00	\$0.00	\$0.00	\$0.00
LEGAL FEE RECOVERED	訴訟費收入	\$0.00	\$0.00	\$0.00	\$0.00	\$0.00	\$0.00	\$0.00	\$0.00	\$0.00	\$0.00	\$0.00
INTEREST INCOME	利息收入	\$0.00	\$0.00	\$0.00	\$0.00	\$0.00	\$0.00	\$0.00	\$0.00	\$0.00	\$0.00	\$0.00
SUNDRY INCOME	什項收入	\$0.00	\$0.00	\$0.00	\$0.00	\$0.00	\$0.00	\$0.00	\$0.00	\$0.00	\$100.00	\$100.00
		\$150,147.50	\$150,147.50	\$150,147.50	\$150,147.50	\$150,147.50	\$150,147.50	\$150,147.50	\$150,147.50	\$150,147.50	\$150,247.50	\$1,501,575.00
<b>EXPENSES:</b>	減: 支出											
APPORTIONMENT OF GARDENS EXPENSES	公共費用之分攤	\$71,991.75	\$82,186.59	\$87,347.52	\$103,491.80	\$75,767.21	\$86,371.66	\$80,552.95	\$82,031.60	\$72,066.12	\$89,287.60	\$831,094.80
AUDITORS REMUNERATION	核數費	\$0.00	\$0.00	\$0.00	\$0.00	\$0.00	\$0.00	\$0.00	\$0.00	\$0.00	\$0.00	\$0.00
CONSULTING FEE	諮詢費	\$0.00	\$0.00	\$0.00	\$0.00	\$0.00	\$0.00	\$0.00	\$0.00	\$0.00	\$0.00	\$0.00
CLEANING EXPENSES	清潔費	\$9,370.00	\$9,370.00	\$9,370.00	\$9,370.00	\$9,370.00	\$9,370.00	\$9,370.00	\$9,370.00	\$9,370.00	\$10,349.91	\$94,679.91
DEBRIS REMOVAL CHARGES	清泥頭費	\$0.00	\$0.00	\$0.00	\$0.00	\$0.00	\$0.00	\$0.00	\$0.00	\$0.00	\$0.00	\$0.00
ELECTRICITY	電費	\$9,484.00	\$10,509.00	\$8,606.00	\$9,165.00	\$11,011.00	\$11,388.00	\$10,973.00	\$12,192.00	\$11,732.37	\$9,994.73	\$105,055.10
FESTIVAL DECORATION EXPENSES	節日裝飾	\$0.00	\$0.00	\$0.00	\$470.00	\$0.00	\$0.00	\$0.00	\$0.00	\$0.00	\$0.00	\$470.00
FURNITURE, FIXTURES & EQUIPMENT	屋苑設備	\$0.00	\$0.00	\$0.00	\$0.00	\$0.00	\$0.00	\$0.00	\$0.00	\$0.00	\$0.00	\$0.00
INSURANCE	保險費	\$0.00	\$0.00	\$0.00	\$0.00	\$0.00	\$0.00	\$0.00	\$0.00	\$0.00	\$0.00	\$0.00
GARDENING EXPENSES	園藝種植	\$0.00	\$0.00	\$0.00	\$0.00	\$0.00	\$0.00	\$0.00	\$0.00	\$0.00	\$0.00	\$0.00
LEGAL FEE	訴訟費	\$0.00	\$0.00	\$0.00	\$0.00	\$0.00	\$0.00	\$0.00	\$0.00	\$0.00	\$0.00	\$0.00
MAINTENANCE, REPAIR & INSTALLATION	保養維修								(\$10,000.00)	\$0.00	\$0.00	(\$10,000.00)
CONCRETE AND SCAFFOLDING	外牆維修及搭棚	\$0.00	\$25,304.00	\$0.00	\$0.00	\$0.00	\$0.00	\$8,010.00	\$11,070.00	\$5,341.00	\$0.00	\$49,725.00
DRAINAGE, ELECTRICALS & PUMPS	水電保養維修	\$7,190.00	\$15.00	\$7,900.00	\$4,472.00	\$1,052.44	\$13,022.00	\$40,239.00	\$27,484.00	\$15.00	\$3,600.00	\$104,989.44
SECURITY SYSTEM / SMATV. SYM	保安系統/衛星電視	\$340.00	\$340.00	\$340.00	\$340.00	\$340.00	\$340.00	\$501.37	\$1,967.37	\$578.63	\$540.00	\$5,627.37
FIRE FIGHTING SYSTEM	消防保養	\$0.00	\$0.00	\$0.00	\$0.00	\$0.00	\$0.00	\$14,500.00	\$0.00	\$0.00	\$0.00	\$14,500.00
LIFTS	升降機	\$10,472.80	\$10,472.80	\$10,472.80	\$10,472.52	\$10,472.73	\$10,472.73	\$10,472.73	\$10,472.73	\$10,472.73	\$10,472.73	\$104,727.30
MANAGER'S REMUNERATION 4%	管理酬金 4%	\$3,218.44	\$3,984.60	\$3,224.17	\$3,115.77	\$3,045.38	\$3,527.88	\$5,506.81	\$4,244.76	\$3,244.56	\$3,142.46	\$36,254.83
MAINTENANCE FUND 11%	維修基金 11%	\$8,850.71	\$10,957.65	\$8,866.45	\$8,568.36	\$8,374.78	\$9,701.66	\$15,143.73	\$11,673.09	\$8,922.53	\$8,641.77	\$99,700.73
PEST CONTROL	殺蟲滅鼠	\$0.00	\$0.00	\$0.00	\$0.00	\$0.00	\$0.00	\$0.00	\$0.00	\$0.00	\$0.00	\$0.00
PRINTING AND STATIONERY	印刷及廣告費	\$0.00	\$0.00	\$0.00	\$0.00	\$0.00	\$0.00	\$0.00	\$0.00	\$0.00	\$0.00	\$0.00
SECURITY GUARD SERVICE CHARGES	保安費	\$42,778.00	\$42,778.00	\$42,778.00	\$42,778.00	\$42,778.00	\$42,778.00	\$42,778.00	\$41,371.60	\$42,778.00	\$42,778.00	\$426,373.60
SUNDRY EXPENSES	什項支出	\$668.16	\$668.16	\$979.33	\$668.66	\$952.23	\$668.16	\$668.16	\$668.16	\$668.16	\$668.16	\$7,277.34
SALARIES	薪金	\$0.00	\$0.00	\$0.00	\$0.00	\$0.00	\$0.00	\$0.00	\$0.00	\$0.00	\$0.00	\$0.00
MPF CONTRIBUTION	強積金	\$0.00	\$0.00	\$0.00	\$0.00	\$0.00	\$0.00	\$0.00	\$0.00	\$0.00	\$0.00	\$0.00
UNIFORM	制服費	\$0.00	\$0.00	\$0.00	\$0.00	\$0.00	\$0.00	\$0.00	\$0.00	\$0.00	\$0.00	\$0.00
TELEPHONE	電話費	\$158.00	\$158.00	\$158.00	\$158.00	\$158.00	\$158.00	\$158.00	\$158.00	\$158.00	\$158.00	\$1,580.00
WATER FEE	水費	\$0.00	\$0.00	\$0.00	\$0.00	\$0.00	\$0.00	\$0.00	\$1,365.10	\$0.00	\$0.00	\$1,365.10
TOTAL EXPENSES	總支出	\$164,521.86	\$196,743.80	\$180,042.27	\$193,070.11	\$163,321.77	\$187,798.09	\$238,873.75	\$204,068.41	\$165,347.10	\$179,633.36	\$1,873,420.52
SURPLUS / (DEFICIT) FOR THE PERIOD	本期盈餘/(赤字)	(\$14,374.36)	(\$46,596.30)	(\$29,894.77)	(\$42,922.61)	(\$13,174.27)	(\$37,650.59)	(\$88,726.25)	(\$53,920.91)	(\$15,199.60)	(\$29,385.86)	(\$371,845.52)
SURPLUS / (DEFICIT) B/F	承上結存	(\$637,245.90)	(\$651,620.26)	(\$698,216.56)	(\$728,111.33)	(\$771,033.94)	(\$784,208.21)	(\$821,858.80)	(\$910,585.05)	(\$964,505.96)	(\$979,705.56)	(\$637,245.90)
ACCUM.SURPLUS / (DEFICIT) C/F	累積盈餘/(赤字)	(\$651,620.26)	(\$698,216.56)	(\$728,111.33)	(\$771,033.94)	(\$784,208.21)	(\$821,858.80)	(\$910,585.05)	(\$964,505.96)	(\$979,705.56)	(\$1,009,091.42)	(\$1,009,091.42)



T.L.60  
HONG KONG GARDENS - BLOCK 21 豪景花園二十一座  
STATEMENT OF COMPREHENSIVE INCOME 收支報告表  
(FORMERLY KNOWN AS INCOME & EXPENDITURE ACCOUNT)

		Jan-22 (一月)	Feb-22 (二月)	Mar-22 (三月)	Apr-22 (四月)	May-22 (五月)	Jun-22 (六月)	Jul-22 (七月)	Aug-22 (八月)	Sep-22 (九月)	Oct-22 (十月)	1-10/2022 TOTAL總計
<b>INCOME:</b>	收入											
MANAGEMENT FEE RECEIVED	管理費收入	\$193,662.00	\$193,662.00	\$193,662.00	\$193,662.00	\$193,662.00	\$193,662.00	\$193,662.00	\$193,662.00	\$193,662.00	\$193,662.00	\$1,936,620.00
LESS: SINKING FUND	減：儲備基金	(\$9,683.10)	(\$9,683.10)	(\$9,683.10)	(\$9,683.10)	(\$9,683.10)	(\$9,683.10)	(\$9,683.10)	(\$9,683.10)	(\$9,683.10)	(\$9,683.10)	(\$96,831.00)
LESS: PROVISION FOR BAD DEBT - M.F.	管理費壞賬撥備	\$0.00	\$0.00	\$0.00	\$0.00	\$0.00	\$0.00	\$0.00	\$0.00	\$0.00	\$0.00	\$0.00
ADD: BAD DEBT (M.F.)WRITTEN BACK	收回管理費壞賬	\$0.00	\$0.00	\$0.00	\$0.00	\$0.00	\$0.00	\$0.00	\$0.00	\$0.00	\$0.00	\$0.00
INSURANCE AND OTHER COMPENSATION	保險及其他賠償	\$0.00	\$0.00	\$0.00	\$0.00	\$0.00	\$0.00	\$0.00	\$0.00	\$0.00	\$0.00	\$0.00
LEGAL FEE RECOVERED	訴訟費收入	\$0.00	\$0.00	\$0.00	\$0.00	\$0.00	\$0.00	\$0.00	\$0.00	\$0.00	\$0.00	\$0.00
INTEREST INCOME	利息收入	\$0.00	\$0.00	\$0.00	\$0.00	\$0.00	\$0.00	\$0.00	\$0.00	\$0.00	\$0.00	\$0.00
SUNDRY INCOME	什項收入	\$0.00	\$0.00	\$100.00	\$200.00	\$0.00	\$0.00	\$100.00	\$0.00	\$0.00	\$0.00	\$400.00
		\$183,978.90	\$183,978.90	\$184,078.90	\$184,178.90	\$183,978.90	\$183,978.90	\$184,078.90	\$183,978.90	\$183,978.90	\$183,978.90	\$1,840,189.00
<b>EXPENSES:</b>	減：支出											
APPORTIONMENT OF GARDENS EXPENSES	公共費用之分攤	\$71,991.75	\$82,186.59	\$87,347.52	\$103,491.80	\$75,767.21	\$86,371.66	\$80,552.95	\$82,031.60	\$72,066.12	\$89,287.60	\$831,094.80
AUDITORS REMUNERATION	核數費	\$0.00	\$0.00	\$0.00	\$0.00	\$0.00	\$0.00	\$0.00	\$0.00	\$0.00	\$0.00	\$0.00
CONSULTING FEE	諮詢費	\$0.00	\$0.00	\$0.00	\$0.00	\$0.00	\$0.00	\$0.00	\$0.00	\$0.00	\$0.00	\$0.00
CLEANING EXPENSES	清潔費	\$9,370.00	\$9,370.00	\$9,370.00	\$9,370.00	\$9,370.00	\$9,370.00	\$9,370.00	\$9,370.00	\$9,370.00	\$11,402.31	\$95,732.31
DEBRIS REMOVAL CHARGES	清泥頭費	\$0.00	\$0.00	\$0.00	\$0.00	\$0.00	\$0.00	\$0.00	\$0.00	\$0.00	\$0.00	\$0.00
FURNITURE, FIXTURES & EQUIPMENT	屋苑設備	\$0.00	\$0.00	\$0.00	\$0.00	\$0.00	\$0.00	\$0.00	\$0.00	\$0.00	\$0.00	\$0.00
GARDENING EXPENSES	園藝種植	\$0.00	\$0.00	\$0.00	\$0.00	\$0.00	\$0.00	\$0.00	\$0.00	\$0.00	\$0.00	\$0.00
ELECTRICITY	電費	\$8,848.00	\$10,012.00	\$8,389.00	\$8,860.00	\$10,231.00	\$10,927.00	\$10,981.00	\$12,908.00	\$12,366.58	\$10,130.48	\$103,653.06
FESTIVAL DECORATION EXPENSES	節日裝飾	\$0.00	\$0.00	\$0.00	\$470.00	\$0.00	\$0.00	\$0.00	\$0.00	\$0.00	\$0.00	\$470.00
INSURANCE	保險費	\$0.00	\$0.00	\$0.00	\$0.00	\$0.00	\$0.00	\$0.00	\$0.00	\$0.00	\$0.00	\$0.00
MAINTENANCE, REPAIR & INSTALLATION	保養維修											
CONCRETE AND SCAFFOLDING	外牆維修及搭棚	\$0.00	\$0.00	\$0.00	\$0.00	\$0.00	\$0.00	\$3,090.00	\$11,070.00	\$0.00	\$0.00	\$14,160.00
DRAINAGE, ELECTRICALS & PUMPS	水電保養維修	\$3,215.00	\$28.00	\$6,455.00	\$1,030.00	\$789.44	\$4,400.00	\$23,276.00	\$45,615.50	\$20.00	\$995.00	\$85,823.94
SECURITY SYSTEM / SMATV. SYM	保安系統/衛星電視	\$340.00	\$340.00	\$340.00	\$340.00	\$340.00	\$340.00	\$501.37	\$1,967.37	\$578.63	\$540.00	\$5,627.37
FIRE FIGHTING SYSTEM	消防保養	\$0.00	\$0.00	\$0.00	\$0.00	\$0.00	\$0.00	\$0.00	\$0.00	\$0.00	\$0.00	\$0.00
LIFTS	升降機	\$10,472.80	\$10,472.80	\$10,472.80	\$10,472.52	\$10,472.73	\$10,472.73	\$20,372.73	\$10,472.73	\$10,472.73	\$10,472.73	\$114,627.30
MANAGER'S REMUNERATION 4%	管理酬金 4%	\$3,034.00	\$2,965.68	\$3,158.65	\$2,970.16	\$3,003.66	\$3,164.56	\$4,447.81	\$5,400.31	\$3,062.04	\$3,085.79	\$34,292.66
MAINTENANCE FUND 11%	維修基金 11%	\$8,343.50	\$8,155.62	\$8,686.27	\$8,167.95	\$8,260.06	\$8,702.53	\$12,231.48	\$14,850.85	\$8,420.62	\$8,485.91	\$94,304.79
PEST CONTROL	殺蟲滅鼠	\$0.00	\$0.00	\$0.00	\$0.00	\$0.00	\$0.00	\$0.00	\$0.00	\$0.00	\$0.00	\$0.00
PRINTING AND STATIONERY	印刷及廣告費	\$0.00	\$0.00	\$0.00	\$0.00	\$0.00	\$0.00	\$0.00	\$0.00	\$0.00	\$0.00	\$0.00
SECURITY GUARD SERVICE CHARGES	保安費	\$42,778.00	\$42,778.00	\$42,778.00	\$42,778.00	\$42,778.00	\$42,778.00	\$42,778.00	\$42,778.00	\$42,778.00	\$42,778.00	\$427,780.00
SUNDRY EXPENSES	什項支出	\$668.16	\$983.16	\$1,003.33	\$668.66	\$952.24	\$668.16	\$668.16	\$668.16	\$749.02	\$668.16	\$7,697.21
SALARIES	薪金	\$0.00	\$0.00	\$0.00	\$0.00	\$0.00	\$0.00	\$0.00	\$0.00	\$0.00	\$0.00	\$0.00
MPF CONTRIBUTION	強積金	\$0.00	\$0.00	\$0.00	\$0.00	\$0.00	\$0.00	\$0.00	\$0.00	\$0.00	\$0.00	\$0.00
TRAVELLING	交通費	\$0.00	\$0.00	\$0.00	\$0.00	\$0.00	\$0.00	\$0.00	\$0.00	\$0.00	\$0.00	\$0.00
TELEPHONE	電話費	\$158.00	\$158.00	\$158.00	\$158.00	\$158.00	\$158.00	\$158.00	\$158.00	\$158.00	\$158.00	\$1,580.00
WATER FEE	水費	\$0.00	\$0.00	\$0.00	\$106.90	\$0.00	\$0.00	\$0.00	\$0.00	\$58.10	\$0.00	\$165.00
TOTAL EXPENSES	總支出	\$159,219.21	\$167,449.85	\$178,158.57	\$188,883.99	\$162,122.34	\$177,352.64	\$208,427.50	\$237,290.52	\$160,099.84	\$178,003.98	\$1,817,008.44
SURPLUS / (DEFICIT) FOR THE PERIOD	本期盈餘(赤字)	\$24,759.69	\$16,529.05	\$5,920.33	(\$4,705.09)	\$21,856.56	\$6,626.26	(\$24,348.60)	(\$53,311.62)	\$23,879.06	\$5,974.92	\$23,180.56
SURPLUS / (DEFICIT) B/F	承上結存	\$1,308,204.25	\$1,332,963.94	\$1,349,492.99	\$1,355,413.32	\$1,350,708.23	\$1,372,564.79	\$1,379,191.05	\$1,354,842.45	\$1,301,530.83	\$1,325,409.89	\$1,308,204.25
ACCUM.SURPLUS / (DEFICIT) C/F	累積盈餘(赤字)	\$1,332,963.94	\$1,349,492.99	\$1,355,413.32	\$1,350,708.23	\$1,372,564.79	\$1,379,191.05	\$1,354,842.45	\$1,301,530.83	\$1,325,409.89	\$1,331,384.81	\$1,331,384.81





T.L.60  
HONG KONG GARDENS - BLOCK 22 豪景花園二十二座  
STATEMENT OF COMPREHENSIVE INCOME 收支報告表  
(FORMERLY KNOWN AS INCOME & EXPENDITURE ACCOUNT)

		Jan-22 (一月)	Feb-22 (二月)	Mar-22 (三月)	Apr-22 (四月)	May-22 (五月)	Jun-22 (六月)	Jul-22 (七月)	Aug-22 (八月)	Sep-22 (九月)	Oct-22 (十月)	1-10/2022 TOTAL總計
<b>INCOME:</b>	收入											
MANAGEMENT FEE RECEIVED	管理費收入	\$130,460.00	\$130,460.00	\$130,460.00	\$130,460.00	\$130,460.00	\$130,460.00	\$130,460.00	\$130,460.00	\$130,460.00	\$130,460.00	\$1,304,600.00
LESS: SINKING FUND	減：儲備基金	(\$6,523.00)	(\$6,523.00)	(\$6,523.00)	(\$6,523.00)	(\$6,523.00)	(\$6,523.00)	(\$6,523.00)	(\$6,523.00)	(\$6,523.00)	(\$6,523.00)	(\$65,230.00)
LESS: PROVISION FOR BAD DEBT - M.F.	管理費壞賬撥備	\$0.00	\$0.00	\$0.00	\$0.00	\$0.00	\$0.00	\$0.00	\$0.00	\$0.00	\$0.00	\$0.00
ADD: BAD DEBT (M.F.)WRITTEN BACK	收回管理費壞賬	\$0.00	\$0.00	\$0.00	\$0.00	\$0.00	\$0.00	\$0.00	\$0.00	\$0.00	\$0.00	\$0.00
INSURANCE AND OTHER COMPENSATION	保險及其他賠償	\$0.00	\$0.00	\$0.00	\$0.00	\$0.00	\$0.00	\$0.00	\$0.00	\$0.00	\$0.00	\$0.00
LEGAL FEE RECOVERED	訴訟費收入	\$0.00	\$0.00	\$0.00	\$0.00	\$0.00	\$0.00	\$0.00	\$0.00	\$0.00	\$0.00	\$0.00
INTEREST INCOME	利息收入	\$0.00	\$0.00	\$0.00	\$0.00	\$0.00	\$0.00	\$0.00	\$0.00	\$0.00	\$0.00	\$0.00
SUNDRY INCOME	什項收入	\$0.00	\$0.00	\$0.00	\$0.00	\$0.00	\$0.00	\$0.00	\$0.00	\$0.00	\$0.00	\$0.00
		\$123,937.00	\$123,937.00	\$123,937.00	\$123,937.00	\$123,937.00	\$123,937.00	\$123,937.00	\$123,937.00	\$123,937.00	\$123,937.00	\$1,239,370.00
<b>EXPENSES:</b>	減：支出											
APPORTIONMENT OF GARDENS EXPENSES	公共費用之分攤	\$57,827.05	\$66,016.00	\$70,161.50	\$83,129.32	\$60,859.67	\$69,377.64	\$64,703.79	\$65,891.51	\$57,886.79	\$71,719.85	\$667,573.12
AUDITORS REMUNERATION	核數費	\$0.00	\$0.00	\$0.00	\$0.00	\$0.00	\$0.00	\$0.00	\$0.00	\$0.00	\$0.00	\$0.00
CONSULTING FEE	諮詢費	\$0.00	\$0.00	\$0.00	\$0.00	\$0.00	\$0.00	\$0.00	\$0.00	\$0.00	\$0.00	\$0.00
CLEANING EXPENSES	清潔費	\$9,370.00	\$9,370.00	\$9,370.00	\$9,370.00	\$9,370.00	\$9,370.00	\$9,370.00	\$9,370.00	\$9,370.00	\$9,956.84	\$94,286.84
DEBRIS REMOVAL CHARGES	清泥頭費	\$0.00	\$0.00	\$0.00	\$0.00	\$0.00	\$0.00	\$0.00	\$0.00	\$0.00	\$0.00	\$0.00
ELECTRICITY	電費	\$6,343.00	\$7,006.00	\$5,845.00	\$6,161.00	\$7,009.00	\$7,719.00	\$8,371.00	\$9,342.00	\$9,129.00	\$9,561.00	\$76,486.00
FESTIVAL DECORATION EXPENSES	節日裝飾	\$0.00	\$0.00	\$0.00	\$470.00	\$0.00	\$0.00	\$0.00	\$0.00	\$0.00	\$0.00	\$470.00
FURNITURE, FIXTURES & EQUIPMENT	屋苑設備	\$0.00	\$0.00	\$0.00	\$0.00	\$0.00	\$0.00	\$0.00	\$0.00	\$0.00	\$0.00	\$0.00
LEGAL FEE	訴訟費	\$0.00	\$0.00	\$0.00	\$0.00	\$0.00	\$0.00	\$0.00	\$0.00	\$0.00	\$0.00	\$0.00
MAINTENANCE, REPAIR & INSTALLATION	保養維修								\$1,000.00	\$0.00	\$0.00	\$1,000.00
CONCRETE AND SCAFFOLDING	外牆維修及搭棚	\$0.00	\$0.00	\$0.00	\$0.00	\$0.00	\$15,951.00	\$0.00	\$0.00	\$0.00	\$0.00	\$15,951.00
DRAINAGE, ELECTRICALS & PUMPS	水電保養維修	\$1,860.00	\$0.00	\$220.00	\$1,091.00	\$88.00	\$0.00	\$19,242.00	\$0.00	\$0.00	\$1,185.00	\$23,686.00
SECURITY SYSTEM / SMATV. SYM	保安系統/衛星電視	\$340.00	\$340.00	\$340.00	\$340.00	\$340.00	\$340.00	\$469.62	\$1,964.62	\$610.38	\$540.00	\$5,624.62
FIRE FIGHTING SYSTEM	消防保養	\$0.00	\$0.00	\$0.00	\$0.00	\$0.00	\$0.00	\$0.00	\$0.00	\$0.00	\$0.00	\$0.00
LIFTS	升降機	\$8,672.80	\$8,672.80	\$8,672.80	\$8,672.52	\$8,672.73	\$8,672.73	\$8,672.73	\$8,672.73	\$8,672.73	\$8,672.73	\$86,727.30
MANAGER'S REMUNERATION 4%	管理酬金 4%	\$2,791.01	\$2,755.37	\$2,718.40	\$2,771.78	\$2,757.41	\$3,412.68	\$3,572.59	\$2,941.55	\$2,842.10	\$2,927.28	\$29,490.17
MAINTENANCE FUND 11%	維修基金 11%	\$7,675.28	\$7,577.26	\$7,475.60	\$7,622.39	\$7,582.88	\$9,384.88	\$9,824.63	\$8,089.27	\$7,815.77	\$8,050.01	\$81,097.97
PEST CONTROL	殺蟲滅鼠	\$0.00	\$0.00	\$0.00	\$0.00	\$0.00	\$0.00	\$0.00	\$0.00	\$0.00	\$0.00	\$0.00
PRINTING AND STATIONERY	印刷及廣告費	\$0.00	\$0.00	\$0.00	\$0.00	\$0.00	\$0.00	\$0.00	\$0.00	\$0.00	\$0.00	\$0.00
SECURITY GUARD SERVICE CHARGES	保安費	\$42,778.00	\$42,778.00	\$42,778.00	\$42,778.00	\$42,778.00	\$42,778.00	\$42,778.00	\$42,778.00	\$42,778.00	\$42,778.00	\$427,780.00
SUNDRY EXPENSES	什項支出	\$253.44	\$452.44	\$576.18	\$253.94	\$519.52	\$253.44	\$253.44	\$253.44	\$334.30	\$253.44	\$3,403.58
TRAVELLING	交通費	\$0.00	\$0.00	\$0.00	\$0.00	\$0.00	\$0.00	\$0.00	\$0.00	\$0.00	\$0.00	\$0.00
TELEPHONE	電話費	\$158.00	\$158.00	\$158.00	\$158.00	\$158.00	\$158.00	\$158.00	\$158.00	\$158.00	\$158.00	\$1,580.00
WATER FEE	水費	\$0.00	\$106.90	\$0.00	\$0.00	\$0.00	\$74.90	\$0.00	\$0.00	\$0.00	\$76.90	\$258.70
TOTAL EXPENSES	總支出	\$138,068.58	\$145,232.77	\$148,315.48	\$162,817.95	\$140,135.21	\$167,492.27	\$167,415.80	\$150,461.12	\$139,597.07	\$155,879.05	\$1,515,415.30
SURPLUS / (DEFICIT) FOR THE PERIOD	本期盈餘(赤字)	(\$14,131.58)	(\$21,295.77)	(\$24,378.48)	(\$38,880.95)	(\$16,198.21)	(\$43,555.27)	(\$43,478.80)	(\$26,524.12)	(\$15,660.07)	(\$31,942.05)	(\$276,045.30)
SURPLUS / (DEFICIT) B/F	承上結存	(\$823,190.67)	(\$837,322.25)	(\$858,618.02)	(\$882,996.50)	(\$921,877.45)	(\$938,075.66)	(\$981,630.93)	(\$1,025,109.73)	(\$1,051,633.85)	(\$1,067,293.92)	(\$823,190.67)
ACCUM.SURPLUS / (DEFICIT) C/F	累積盈餘(赤字)	(\$837,322.25)	(\$858,618.02)	(\$882,996.50)	(\$921,877.45)	(\$938,075.66)	(\$981,630.93)	(\$1,025,109.73)	(\$1,051,633.85)	(\$1,067,293.92)	(\$1,099,235.97)	(\$1,099,235.97)



T.L.60  
**HONG KONG GARDENS - BLOCK 23** 豪景花園二十三座  
**STATEMENT OF COMPREHENSIVE INCOME** 收支報告表  
**(FORMERLY KNOWN AS INCOME & EXPENDITURE ACCOUNT)**

		Jan-22 (一月)	Feb-22 (二月)	Mar-22 (三月)	Apr-22 (四月)	May-22 (五月)	Jun-22 (六月)	Jul-22 (七月)	Aug-22 (八月)	Sep-22 (九月)	Oct-22 (十月)	1-10/2022 TOTAL總計
<b>INCOME:</b>	收入											
MANAGEMENT FEE RECEIVED	管理費收入	\$134,484.00	\$134,484.00	\$134,484.00	\$134,484.00	\$134,484.00	\$134,484.00	\$134,484.00	\$134,484.00	\$134,484.00	\$134,484.00	\$1,344,840.00
LESS: SINKING FUND	減：儲備基金	(\$6,724.20)	(\$6,724.20)	(\$6,724.20)	(\$6,724.20)	(\$6,724.20)	(\$6,724.20)	(\$6,724.20)	(\$6,724.20)	(\$6,724.20)	(\$6,724.20)	(\$67,242.00)
LESS: PROVISION FOR BAD DEBT - M.F.	管理費壞賬撥備	\$0.00	\$0.00	\$0.00	\$0.00	\$0.00	\$0.00	\$0.00	\$0.00	\$0.00	\$0.00	\$0.00
ADD: BAD DEBT (M.F.)WRITTEN BACK	收回管理費壞賬	\$0.00	\$0.00	\$0.00	\$0.00	\$0.00	\$0.00	\$0.00	\$0.00	\$0.00	\$0.00	\$0.00
INSURANCE AND OTHER COMPENSATION	保險及其他賠償	\$0.00	\$0.00	\$0.00	\$0.00	\$0.00	\$0.00	\$0.00	\$0.00	\$0.00	\$0.00	\$0.00
LEGAL FEE RECOVERED	訴訟費收入	\$0.00	\$0.00	\$0.00	\$0.00	\$0.00	\$0.00	\$0.00	\$0.00	\$0.00	\$0.00	\$0.00
INTEREST INCOME	利息收入	\$0.00	\$0.00	\$0.00	\$0.00	\$0.00	\$0.00	\$0.00	\$0.00	\$0.00	\$0.00	\$0.00
SUNDRY INCOME	什項收入	\$0.00	\$0.00	\$0.00	\$0.00	\$0.00	\$0.00	\$0.00	\$0.00	\$0.00	\$0.00	\$0.00
		<u>\$127,759.80</u>	<u>\$127,759.80</u>	<u>\$127,759.80</u>	<u>\$127,759.80</u>	<u>\$127,759.80</u>	<u>\$127,759.80</u>	<u>\$127,759.80</u>	<u>\$127,759.80</u>	<u>\$127,759.80</u>	<u>\$127,759.80</u>	<u>\$1,277,598.00</u>
<b>EXPENSES:</b>	減：支出											
APPORTIONMENT OF GARDENS EXPENSES	公共費用之攤	\$55,198.55	\$63,015.27	\$66,972.34	\$79,350.71	\$58,093.32	\$66,224.11	\$61,762.71	\$62,896.44	\$55,255.57	\$68,459.86	\$637,228.88
AUDITORS REMUNERATION	核數費	\$0.00	\$0.00	\$0.00	\$0.00	\$0.00	\$0.00	\$0.00	\$0.00	\$0.00	\$0.00	\$0.00
CONSULTING FEE	諮詢費	\$0.00	\$0.00	\$0.00	\$0.00	\$0.00	\$0.00	\$0.00	\$0.00	\$0.00	\$0.00	\$0.00
CLEANING EXPENSES	清潔費	\$9,370.00	\$9,370.00	\$9,370.00	\$9,370.00	\$9,370.00	\$9,370.00	\$9,370.00	\$9,370.00	\$9,370.00	\$9,370.00	\$93,700.00
DEBRIS REMOVAL CHARGES	清泥頭費	\$0.00	\$0.00	\$0.00	\$0.00	\$0.00	\$0.00	\$0.00	\$0.00	\$0.00	\$0.00	\$0.00
ELECTRICITY	電費	\$5,744.00	\$6,741.00	\$5,638.00	\$5,298.00	\$6,476.00	\$7,459.00	\$7,953.00	\$8,442.00	\$8,210.00	\$7,039.00	\$69,000.00
FESTIVAL DECORATION EXPENSES	節日裝飾	\$0.00	\$0.00	\$0.00	\$470.00	\$0.00	\$0.00	\$0.00	\$0.00	\$0.00	\$0.00	\$470.00
FURNITURE, FIXTURES & EQUIPMENT	屋苑設備	\$0.00	\$0.00	\$0.00	\$0.00	\$0.00	\$0.00	\$0.00	\$0.00	\$0.00	\$0.00	\$0.00
MAINTENANCE, REPAIR & INSTALLATION	保養維修											
CONCRETE AND SCAFFOLDING	外牆維修及搭棚	\$0.00	\$0.00	\$0.00	\$0.00	\$0.00	\$0.00	\$15,302.00	\$0.00	\$0.00	\$0.00	\$15,302.00
DRAINAGE, ELECTRICALS & PUMPS	水電保養維修	\$6,924.00	\$15.00	\$0.00	\$920.00	\$259.00	\$28.00	\$3,895.00	\$20.00	\$20.00	\$920.00	\$13,001.00
SECURITY SYSTEM / SMATV. SYM	保安系統/衛星電視	\$340.00	\$340.00	\$340.00	\$340.00	\$340.00	\$340.00	\$463.73	\$1,958.73	\$616.27	\$540.00	\$5,618.73
FIRE FIGHTING SYSTEM	消防保養	\$0.00	\$0.00	\$0.00	\$500.00	\$0.00	\$0.00	\$0.00	\$0.00	\$0.00	\$0.00	\$500.00
LIFTS	升降機	\$8,672.80	\$8,672.80	\$8,672.80	\$8,672.52	\$8,672.73	\$8,672.73	\$8,672.73	\$8,672.73	\$8,672.73	\$8,672.73	\$86,727.30
MANAGER'S REMUNERATION 4%	管理酬金 4%	\$2,969.15	\$2,736.42	\$2,697.49	\$2,749.96	\$2,742.47	\$2,765.43	\$3,553.38	\$2,753.14	\$2,802.68	\$2,792.98	\$28,563.10
MAINTENANCE FUND 11%	維修基金 11%	\$8,165.16	\$7,525.16	\$7,418.10	\$7,562.38	\$7,541.79	\$7,604.94	\$9,771.78	\$7,571.14	\$7,707.36	\$7,680.70	\$78,548.51
PEST CONTROL	殺蟲滅鼠	\$0.00	\$0.00	\$0.00	\$0.00	\$0.00	\$0.00	\$0.00	\$0.00	\$0.00	\$0.00	\$0.00
PRINTING AND STATIONERY	印刷及廣告費	\$0.00	\$0.00	\$0.00	\$0.00	\$0.00	\$0.00	\$0.00	\$0.00	\$0.00	\$0.00	\$0.00
SECURITY GUARD SERVICE CHARGES	保安費	\$42,778.00	\$42,778.00	\$42,778.00	\$42,778.00	\$42,778.00	\$42,778.00	\$42,778.00	\$39,965.20	\$42,778.00	\$42,778.00	\$424,967.20
SUNDRY EXPENSES	什項支出	\$241.92	\$241.92	\$480.51	\$242.42	\$507.98	\$241.92	\$241.92	\$241.92	\$241.92	\$241.92	\$2,924.35
TELEPHONE	電話費	\$158.00	\$158.00	\$158.00	\$158.00	\$158.00	\$158.00	\$158.00	\$158.00	\$158.00	\$158.00	\$1,580.00
WATER FEE	水費	\$0.00	\$93.80	\$0.00	\$0.00	\$0.00	\$88.20	\$0.00	\$0.00	\$0.00	\$104.90	\$286.90
TOTAL EXPENSES	總支出	<u>\$140,561.58</u>	<u>\$141,687.37</u>	<u>\$144,525.24</u>	<u>\$158,411.99</u>	<u>\$136,939.29</u>	<u>\$145,730.33</u>	<u>\$163,922.25</u>	<u>\$142,049.30</u>	<u>\$135,832.53</u>	<u>\$148,758.09</u>	<u>\$1,458,417.97</u>
SURPLUS / (DEFICIT) FOR THE PERIOD	本期盈餘/(赤字)	(\$12,801.78)	(\$13,927.57)	(\$16,765.44)	(\$30,652.19)	(\$9,179.49)	(\$17,970.53)	(\$36,162.45)	(\$14,289.50)	(\$8,072.73)	(\$20,998.29)	(\$180,819.97)
SURPLUS / (DEFICIT) B/F	承上結存	(\$1,135,505.96)	(\$1,148,307.74)	(\$1,162,235.31)	(\$1,179,000.75)	(\$1,209,652.94)	(\$1,218,832.43)	(\$1,236,802.96)	(\$1,272,965.41)	(\$1,287,254.91)	(\$1,295,327.64)	(\$1,135,505.96)
ACCUM.SURPLUS / (DEFICIT) C/F	累積盈餘/(赤字)	<u>(\$1,148,307.74)</u>	<u>(\$1,162,235.31)</u>	<u>(\$1,179,000.75)</u>	<u>(\$1,209,652.94)</u>	<u>(\$1,218,832.43)</u>	<u>(\$1,236,802.96)</u>	<u>(\$1,272,965.41)</u>	<u>(\$1,287,254.91)</u>	<u>(\$1,295,327.64)</u>	<u>(\$1,316,325.93)</u>	<u>(\$1,316,325.93)</u>



T.L.60  
HONG KONG GARDENS - BLOCK 24 豪景花園二十四座  
STATEMENT OF COMPREHENSIVE INCOME 收支報告表  
(FORMERLY KNOWN AS INCOME & EXPENDITURE ACCOUNT)

		Jan-22 (一月)	Feb-22 (二月)	Mar-22 (三月)	Apr-22 (四月)	May-22 (五月)	Jun-22 (六月)	Jul-22 (七月)	Aug-22 (八月)	Sep-22 (九月)	Oct-22 (十月)	1-10/2022 TOTAL總計
<b>INCOME:</b>	收入											
MANAGEMENT FEE RECEIVED	管理費收入	\$140,120.00	\$140,120.00	\$70,060.00	\$70,060.00	\$140,120.00	\$140,120.00	\$140,120.00	\$140,120.00	\$140,120.00	\$140,120.00	\$1,261,080.00
LESS: SINKING FUND	減：儲備基金	(\$7,006.00)	(\$7,006.00)	(\$3,503.00)	(\$3,503.00)	(\$7,006.00)	(\$7,006.00)	(\$7,006.00)	(\$7,006.00)	(\$7,006.00)	(\$7,006.00)	(\$63,054.00)
LESS: PROVISION FOR BAD DEBT - M.F.	管理費壞賬撥備	\$0.00	\$0.00	\$0.00	\$0.00	\$0.00	\$0.00	\$0.00	\$0.00	\$0.00	\$0.00	\$0.00
ADD: BAD DEBT (M.F.)WRITTEN BACK	收回管理費壞賬	\$0.00	\$0.00	\$0.00	\$0.00	\$0.00	\$0.00	\$0.00	\$0.00	\$0.00	\$0.00	\$0.00
INSURANCE AND OTHER COMPENSATION	保險及其他賠償	\$0.00	\$0.00	\$0.00	\$0.00	\$0.00	\$0.00	\$0.00	\$0.00	\$0.00	\$0.00	\$0.00
LEGAL FEE RECOVERED	訴訟費收入	\$0.00	\$0.00	\$0.00	\$0.00	\$0.00	\$0.00	\$0.00	\$0.00	\$0.00	\$0.00	\$0.00
INTEREST INCOME	利息收入	\$0.00	\$0.00	\$0.00	\$0.00	\$0.00	\$0.00	\$0.00	\$0.00	\$0.00	\$0.00	\$0.00
SUNDRY INCOME	什項收入	\$0.00	\$0.00	\$0.00	\$0.00	\$0.00	\$0.00	\$0.00	\$0.00	\$0.00	\$0.00	\$0.00
		\$133,114.00	\$133,114.00	\$66,557.00	\$66,557.00	\$133,114.00	\$133,114.00	\$133,114.00	\$133,114.00	\$133,114.00	\$133,114.00	\$1,198,026.00
<b>EXPENSES:</b>	減：支出											
APPORTIONMENT OF GARDENS EXPENSES	公共費用之攤	\$52,570.04	\$60,014.55	\$63,783.18	\$75,572.11	\$55,326.97	\$63,070.58	\$58,821.63	\$59,901.37	\$52,624.35	\$65,199.87	\$606,884.65
AUDITORS REMUNERATION	核數費	\$0.00	\$0.00	\$0.00	\$0.00	\$0.00	\$0.00	\$0.00	\$0.00	\$0.00	\$0.00	\$0.00
CONSULTING FEE	諮詢費	\$0.00	\$0.00	\$0.00	\$0.00	\$0.00	\$0.00	\$0.00	\$0.00	\$0.00	\$0.00	\$0.00
CLEANING EXPENSES	清潔費	\$9,370.00	\$9,370.00	\$9,370.00	\$9,370.00	\$9,370.00	\$9,370.00	\$9,370.00	\$9,370.00	\$9,370.00	\$9,751.06	\$94,081.06
DEBRIS REMOVAL CHARGES	清泥頭費	\$0.00	\$0.00	\$0.00	\$0.00	\$0.00	\$0.00	\$0.00	\$0.00	\$0.00	\$0.00	\$0.00
ELECTRICITY	電費	\$5,816.00	\$6,752.00	\$5,625.00	\$5,613.00	\$6,501.00	\$6,980.00	\$7,032.00	\$8,408.00	\$7,986.00	\$7,382.00	\$68,095.00
FESTIVAL DECORATION EXPENSES	節日裝飾	\$46.00	\$0.00	\$0.00	\$470.00	\$0.00	\$0.00	\$0.00	\$0.00	\$0.00	\$0.00	\$516.00
FURNITURE, FIXTURES & EQUIPMENT	屋苑設備	\$0.00	\$0.00	\$0.00	\$0.00	\$0.00	\$0.00	\$0.00	\$0.00	\$0.00	\$0.00	\$0.00
LEGAL FEE	訴訟費	\$0.00	\$0.00	\$0.00	\$0.00	\$0.00	\$0.00	\$0.00	(\$19,000.00)	\$0.00	\$0.00	(\$19,000.00)
MAINTENANCE, REPAIR & INSTALLATION	保養維修											
CONCRETE AND SCAFFOLDING	外牆維修及搭棚	\$0.00	\$0.00	\$0.00	\$0.00	\$0.00	\$2,600.00	\$2,800.00	\$0.00	\$0.00	\$0.00	\$5,400.00
DRAINAGE, ELECTRICALS & PUMPS	水電保養維修	\$1,875.00	\$0.00	\$0.00	\$920.00	\$5,543.00	\$75.00	\$1,892.00	\$40.00	\$185.00	\$920.00	\$11,450.00
SECURITY SYSTEM / SMATV. SYM	保安系統/衛星電視	\$340.00	\$340.00	\$340.00	\$340.00	\$340.00	\$340.00	\$457.84	\$1,952.84	\$622.16	\$540.00	\$5,612.84
FIRE FIGHTING SYSTEM	消防保養	\$0.00	\$0.00	\$0.00	\$0.00	\$0.00	\$0.00	\$0.00	\$0.00	\$0.00	\$0.00	\$0.00
LIFTS	升降機	\$8,672.80	\$8,672.80	\$8,672.80	\$8,672.52	\$8,672.73	\$8,672.73	\$8,672.73	\$8,672.73	\$8,672.73	\$8,672.73	\$86,727.30
MANAGER'S REMUNERATION 4%	管理酬金 4%	\$2,771.45	\$2,738.27	\$2,698.97	\$2,742.10	\$2,954.37	\$2,852.89	\$2,935.64	\$2,104.40	\$2,803.33	\$2,821.64	\$27,423.06
MAINTENANCE FUND 11%	維修基金 11%	\$7,621.48	\$7,530.25	\$7,422.16	\$7,540.77	\$8,124.51	\$7,845.45	\$8,073.01	\$5,787.10	\$7,709.15	\$7,759.50	\$75,413.38
PEST CONTROL	殺蟲滅鼠	\$0.00	\$0.00	\$0.00	\$0.00	\$0.00	\$0.00	\$0.00	\$0.00	\$0.00	\$0.00	\$0.00
PRINTING AND STATIONERY	印刷及廣告費	\$0.00	\$0.00	\$0.00	\$0.00	\$0.00	\$0.00	\$0.00	\$0.00	\$0.00	\$0.00	\$0.00
SECURITY GUARD SERVICE CHARGES	保安費	\$42,778.00	\$42,778.00	\$42,778.00	\$42,778.00	\$42,778.00	\$42,778.00	\$42,778.00	\$42,778.00	\$42,778.00	\$42,778.00	\$427,780.00
SUNDRY EXPENSES	什項支出	\$230.40	\$230.40	\$530.41	\$230.90	\$496.46	\$230.40	\$230.40	\$230.40	\$311.26	\$230.40	\$2,951.43
TELEPHONE	電話費	\$158.00	\$158.00	\$158.00	\$158.00	\$158.00	\$158.00	\$158.00	\$158.00	\$158.00	\$158.00	\$1,580.00
WATER FEE	水費	\$0.00	\$155.60	\$0.00	\$0.00	\$0.00	\$118.10	\$0.00	\$0.00	\$0.00	\$108.70	\$382.40
TOTAL EXPENSES	總支出	\$132,249.17	\$138,739.87	\$141,378.52	\$154,407.40	\$140,265.04	\$145,091.15	\$143,221.25	\$120,402.84	\$133,219.98	\$146,321.90	\$1,395,297.12
SURPLUS / (DEFICIT) FOR THE PERIOD	本期盈餘/(赤字)	\$864.83	(\$5,625.87)	(\$74,821.52)	(\$87,850.40)	(\$7,151.04)	(\$11,977.15)	(\$10,107.25)	\$12,711.16	(\$105.98)	(\$13,207.90)	(\$197,271.12)
SURPLUS / (DEFICIT) B/F	承上結存	\$212,173.82	\$213,038.65	\$207,412.78	\$132,591.26	\$44,740.86	\$37,589.82	\$25,612.67	\$15,505.42	\$28,216.58	\$28,110.60	\$212,173.82
ACCUM.SURPLUS / (DEFICIT) C/F	累積盈餘/(赤字)	\$213,038.65	\$207,412.78	\$132,591.26	\$44,740.86	\$37,589.82	\$25,612.67	\$15,505.42	\$28,216.58	\$28,110.60	\$14,902.70	\$14,902.70



T.L.60  
HONG KONG GARDENS - BLOCK 25 豪景花園二十五座  
STATEMENT OF COMPREHENSIVE INCOME 收支報告表  
(FORMERLY KNOWN AS INCOME & EXPENDITURE ACCOUNT)

		Jan-22 (一月)	Feb-22 (二月)	Mar-22 (三月)	Apr-22 (四月)	May-22 (五月)	Jun-22 (六月)	Jul-22 (七月)	Aug-22 (八月)	Sep-22 (九月)	Oct-22 (十月)	1-10/2022 TOTAL總計
<b>INCOME:</b>	收入											
MANAGEMENT FEE RECEIVED	管理費收入	\$130,460.00	\$130,460.00	\$130,460.00	\$130,460.00	\$130,460.00	\$130,460.00	\$130,460.00	\$130,460.00	\$130,460.00	\$130,460.00	\$1,304,600.00
LESS: SINKING FUND	減：儲備基金	(\$6,523.00)	(\$6,523.00)	(\$6,523.00)	(\$6,523.00)	(\$6,523.00)	(\$6,523.00)	(\$6,523.00)	(\$6,523.00)	(\$6,523.00)	(\$6,523.00)	(\$65,230.00)
LESS: PROVISION FOR BAD DEBT - M.F.	管理費壞賬撥備	\$0.00	\$0.00	\$0.00	\$0.00	\$0.00	\$0.00	\$0.00	\$0.00	\$0.00	\$0.00	\$0.00
ADD: BAD DEBT (M.F.)WRITTEN BACK	收回管理費壞賬	\$0.00	\$0.00	\$0.00	\$0.00	\$0.00	\$0.00	\$0.00	\$0.00	\$0.00	\$0.00	\$0.00
INSURANCE AND OTHER COMPENSATION	保險及其他賠償	\$0.00	\$0.00	\$0.00	\$0.00	\$0.00	\$0.00	\$0.00	\$0.00	\$900.00	\$0.00	\$900.00
LEGAL FEE RECOVERED	訴訟費收入	\$0.00	\$0.00	\$0.00	\$0.00	\$0.00	\$0.00	\$0.00	\$0.00	\$0.00	\$0.00	\$0.00
INTEREST INCOME	利息收入	\$0.00	\$0.00	\$0.00	\$0.00	\$0.00	\$0.00	\$0.00	\$0.00	\$0.00	\$0.00	\$0.00
SUNDRY INCOME	什項收入	\$0.00	\$0.00	\$0.00	\$0.00	\$0.00	\$0.00	\$0.00	\$0.00	\$0.00	\$0.00	\$0.00
		\$123,937.00	\$123,937.00	\$123,937.00	\$123,937.00	\$123,937.00	\$123,937.00	\$123,937.00	\$123,937.00	\$124,837.00	\$123,937.00	\$1,240,270.00
<b>EXPENSES:</b>	減：支出											
APPORTIONMENT OF GARDENS EXPENSES	公共費用之分攤	\$57,827.05	\$66,016.00	\$70,161.50	\$83,129.32	\$60,859.67	\$69,377.64	\$64,703.79	\$65,891.51	\$57,886.79	\$71,719.85	\$667,573.12
AUDITORS REMUNERATION	核數費	\$0.00	\$0.00	\$0.00	\$0.00	\$0.00	\$0.00	\$0.00	\$0.00	\$0.00	\$0.00	\$0.00
CONSULTING FEE	諮詢費	\$0.00	\$0.00	\$0.00	\$0.00	\$0.00	\$0.00	\$0.00	\$0.00	\$0.00	\$0.00	\$0.00
CLEANING EXPENSES	清潔費	\$9,370.00	\$9,370.00	\$9,370.00	\$9,370.00	\$9,370.00	\$9,370.00	\$9,370.00	\$9,370.00	\$9,370.00	\$9,992.07	\$94,322.07
DEBRIS REMOVAL CHARGES	清泥頭費	\$0.00	\$0.00	\$0.00	\$0.00	\$0.00	\$0.00	\$0.00	\$0.00	\$0.00	\$0.00	\$0.00
ELECTRICITY	電費	\$5,840.00	\$6,939.00	\$5,571.00	\$5,992.00	\$7,163.00	\$8,049.00	\$7,682.00	\$8,757.00	\$8,223.00	\$7,035.00	\$71,251.00
FESTIVAL DECORATION EXPENSES	節日裝飾	\$0.00	\$0.00	\$0.00	\$470.00	\$0.00	\$0.00	\$0.00	\$0.00	\$0.00	\$0.00	\$470.00
FURNITURE, FIXTURES & EQUIPMENT	屋苑設備	\$0.00	\$0.00	\$0.00	\$0.00	\$0.00	\$0.00	\$0.00	\$0.00	\$0.00	\$0.00	\$0.00
LEGAL FEE	訴訟費	\$0.00	\$0.00	\$0.00	\$0.00	\$0.00	\$0.00	\$0.00	\$1,000.00	\$0.00	\$0.00	\$1,000.00
MAINTENANCE, REPAIR & INSTALLATION	保養維修											
CONCRETE AND SCAFFOLDING	外牆維修及搭棚	\$0.00	\$0.00	\$0.00	\$0.00	\$0.00	\$7,200.00	\$0.00	\$9,420.00	\$0.00	\$0.00	\$16,620.00
DRAINAGE, ELECTRICALS & PUMPS	水電保養維修	\$1,870.00	\$10,920.00	\$15.00	\$965.00	\$5,655.00	\$4,342.00	\$1,912.00	\$16,562.00	\$0.00	\$11,370.00	\$53,611.00
SECURITY SYSTEM / SMATV. SYM	保安系統/衛星電視	\$340.00	\$340.00	\$340.00	\$340.00	\$340.00	\$340.00	\$469.62	\$1,964.62	\$610.38	\$540.00	\$5,624.62
FIRE FIGHTING SYSTEM	消防保養	\$0.00	\$0.00	\$0.00	\$0.00	\$0.00	\$0.00	\$1,500.00	\$0.00	\$0.00	\$0.00	\$1,500.00
LIFTS	升降機	\$8,672.80	\$8,672.80	\$8,672.80	\$8,672.52	\$8,672.73	\$8,672.73	\$8,672.73	\$8,672.73	\$8,672.73	\$8,672.73	\$86,727.30
MANAGER'S REMUNERATION 4%	管理酬金 4%	\$2,771.29	\$3,179.58	\$2,699.24	\$2,759.98	\$2,986.25	\$3,248.40	\$2,911.83	\$3,848.24	\$2,805.86	\$3,235.20	\$30,445.87
MAINTENANCE FUND 11%	維修基金 11%	\$7,621.05	\$8,743.84	\$7,422.91	\$7,589.94	\$8,212.19	\$8,933.10	\$8,007.54	\$10,582.65	\$7,716.11	\$8,896.79	\$83,726.12
PEST CONTROL	殺蟲滅鼠	\$0.00	\$0.00	\$0.00	\$0.00	\$0.00	\$0.00	\$0.00	\$0.00	\$0.00	\$0.00	\$0.00
PRINTING AND STATIONERY	印刷及廣告費	\$0.00	\$0.00	\$0.00	\$0.00	\$0.00	\$0.00	\$0.00	\$0.00	\$0.00	\$0.00	\$0.00
SECURITY GUARD SERVICE CHARGES	保安費	\$42,778.00	\$42,778.00	\$42,778.00	\$42,778.00	\$42,778.00	\$42,778.00	\$42,778.00	\$39,965.20	\$42,778.00	\$42,778.00	\$424,967.20
SUNDRY EXPENSES	什項支出	\$253.44	\$253.44	\$576.18	\$253.94	\$519.50	\$253.44	\$253.44	\$336.34	\$334.30	\$253.44	\$3,287.46
TELEPHONE	電話費	\$158.00	\$158.00	\$158.00	\$158.00	\$158.00	\$158.00	\$158.00	\$158.00	\$158.00	\$158.00	\$1,580.00
WATER FEE	水費	\$0.00	\$58.20	\$0.00	\$0.00	\$0.00	\$46.80	\$0.00	\$0.00	\$0.00	\$80.70	\$185.70
TOTAL EXPENSES	總支出	\$137,501.63	\$157,428.86	\$147,764.63	\$162,478.70	\$146,714.34	\$162,769.11	\$148,418.95	\$176,528.29	\$138,555.17	\$164,731.78	\$1,542,891.46
SURPLUS / (DEFICIT) FOR THE PERIOD	本期盈餘/(赤字)	(\$13,564.63)	(\$33,491.86)	(\$23,827.63)	(\$38,541.70)	(\$22,777.34)	(\$38,832.11)	(\$24,481.95)	(\$52,591.29)	(\$13,718.17)	(\$40,794.78)	(\$302,621.46)
SURPLUS / (DEFICIT) B/F	承上結存	(\$459,138.68)	(\$472,703.31)	(\$506,195.17)	(\$530,022.80)	(\$568,564.50)	(\$591,341.84)	(\$630,173.95)	(\$654,655.90)	(\$707,247.19)	(\$720,965.36)	(\$459,138.68)
ACCUM.SURPLUS / (DEFICIT) C/F	累積盈餘/(赤字)	(\$472,703.31)	(\$506,195.17)	(\$530,022.80)	(\$568,564.50)	(\$591,341.84)	(\$630,173.95)	(\$654,655.90)	(\$707,247.19)	(\$720,965.36)	(\$761,760.14)	(\$761,760.14)



T.L.60  
HONG KONG GARDENS - BLOCK 26 豪景花園二十六座  
STATEMENT OF COMPREHENSIVE INCOME 收支報告表  
(FORMERLY KNOWN AS INCOME & EXPENDITURE ACCOUNT)

		Jan-22 (一月)	Feb-22 (二月)	Mar-22 (三月)	Apr-22 (四月)	May-22 (五月)	Jun-22 (六月)	Jul-22 (七月)	Aug-22 (八月)	Sep-22 (九月)	Oct-22 (十月)	1-10/2022 TOTAL總計
<b>INCOME:</b>	收入											
MANAGEMENT FEE RECEIVED	管理費收入	\$148,176.00	\$148,176.00	\$148,176.00	\$148,176.00	\$148,176.00	\$148,176.00	\$148,176.00	\$148,176.00	\$148,176.00	\$148,176.00	\$1,481,760.00
LESS: SINKING FUND	減: 儲備基金	(\$7,408.80)	(\$7,408.80)	(\$7,408.80)	(\$7,408.80)	(\$7,408.80)	(\$7,408.80)	(\$7,408.80)	(\$7,408.80)	(\$7,408.80)	(\$7,408.80)	(\$74,088.00)
LESS: PROVISION FOR BAD DEBT - M.F.	管理費壞賬撥備	\$0.00	\$0.00	\$0.00	\$0.00	\$0.00	\$0.00	\$0.00	\$0.00	\$0.00	\$0.00	\$0.00
ADD: BAD DEBT (M.F.)WRITTEN BACK	收回管理費壞賬	\$0.00	\$0.00	\$0.00	\$0.00	\$0.00	\$0.00	\$0.00	\$0.00	\$0.00	\$0.00	\$0.00
INSURANCE AND OTHER COMPENSATION	保險及其他賠償	\$0.00	\$0.00	\$0.00	\$0.00	\$0.00	\$0.00	\$0.00	\$0.00	\$0.00	\$0.00	\$0.00
LEGAL FEE RECOVERED	訴訟費收入	\$0.00	\$0.00	\$0.00	\$0.00	\$0.00	\$0.00	\$0.00	\$0.00	\$0.00	\$0.00	\$0.00
INTEREST INCOME	利息收入	\$0.00	\$0.00	\$0.00	\$0.00	\$0.00	\$0.00	\$0.00	\$0.00	\$0.00	\$0.00	\$0.00
SUNDRY INCOME	什項收入	\$0.00	\$0.00	\$0.00	\$0.00	\$0.00	\$0.00	\$0.00	\$0.00	\$0.00	\$0.00	\$0.00
		\$140,767.20	\$140,767.20	\$140,767.20	\$140,767.20	\$140,767.20	\$140,767.20	\$140,767.20	\$140,767.20	\$140,767.20	\$140,767.20	\$1,407,672.00
<b>EXPENSES:</b>	減: 支出											
APPORTIONMENT OF GARDENS EXPENSES	公共費用之分攤	\$55,198.55	\$63,015.27	\$66,972.34	\$79,350.71	\$58,093.32	\$66,224.11	\$61,762.71	\$62,896.44	\$55,255.57	\$68,459.86	\$637,228.88
AUDITORS REMUNERATION	核數費	\$0.00	\$0.00	\$0.00	\$0.00	\$0.00	\$0.00	\$0.00	\$0.00	\$0.00	\$0.00	\$0.00
CONSULTING FEE	諮詢費	\$0.00	\$0.00	\$0.00	\$0.00	\$0.00	\$0.00	\$0.00	\$0.00	\$0.00	\$0.00	\$0.00
CLEANING EXPENSES	清潔費	\$9,370.00	\$9,370.00	\$9,370.00	\$9,370.00	\$9,370.00	\$9,370.00	\$9,370.00	\$9,370.00	\$9,370.00	\$9,546.85	\$93,876.85
DEBRIS REMOVAL CHARGES	清泥頭費	\$0.00	\$0.00	\$0.00	\$0.00	\$0.00	\$0.00	\$0.00	\$0.00	\$0.00	\$0.00	\$0.00
ELECTRICITY	電費	\$6,226.00	\$6,909.00	\$5,637.00	\$6,047.00	\$7,065.00	\$7,473.00	\$7,699.00	\$8,417.00	\$7,992.00	\$7,073.00	\$70,538.00
FESTIVAL DECORATION EXPENSES	節日裝飾	\$0.00	\$0.00	\$0.00	\$470.00	\$0.00	\$0.00	\$0.00	\$0.00	\$0.00	\$0.00	\$470.00
FURNITURE, FIXTURES & EQUIPMENT	屋苑設備	\$0.00	\$0.00	\$0.00	\$0.00	\$0.00	\$0.00	\$0.00	\$0.00	\$0.00	\$0.00	\$0.00
LEGAL FEE	訴訟費	\$0.00	\$0.00	\$0.00	\$0.00	\$0.00	\$0.00	\$0.00	(\$9,000.00)	\$0.00	\$0.00	(\$9,000.00)
MAINTENANCE, REPAIR & INSTALLATION	保養維修											
CONCRETE AND SCAFFOLDING	外牆維修及搭棚	\$0.00	\$0.00	\$0.00	\$0.00	\$0.00	\$0.00	\$0.00	\$0.00	\$0.00	\$0.00	\$0.00
DRAINAGE, ELECTRICALS & PUMPS	水電保養維修	\$1,840.00	\$15.00	\$4,200.00	\$990.00	\$530.00	\$0.00	\$1,895.00	\$6,543.00	\$42.00	\$920.00	\$16,975.00
SECURITY SYSTEM / SMATV. SYM	保安系統/衛星電視	\$340.00	\$340.00	\$340.00	\$2,190.00	\$340.00	\$340.00	\$463.73	\$4,168.73	\$616.27	\$540.00	\$9,678.73
FIRE FIGHTING SYSTEM	消防保養	\$0.00	\$0.00	\$0.00	\$0.00	\$0.00	\$0.00	\$0.00	\$0.00	\$0.00	\$0.00	\$0.00
LIFTS	升降機	\$8,672.00	\$8,672.00	\$8,672.00	\$8,674.80	\$8,672.70	\$8,672.70	\$8,672.70	\$8,672.70	\$8,672.70	\$8,672.70	\$86,727.00
MANAGER'S REMUNERATION 4%	管理酬金 4%	\$2,785.04	\$2,742.13	\$2,868.33	\$2,836.81	\$2,776.87	\$2,764.42	\$2,851.13	\$2,853.97	\$2,798.07	\$2,800.44	\$28,077.21
MAINTENANCE FUND 11%	維修基金 11%	\$7,658.85	\$7,540.85	\$7,887.91	\$7,801.22	\$7,636.38	\$7,602.16	\$7,840.62	\$7,848.43	\$7,694.69	\$7,701.22	\$77,212.33
PEST CONTROL	殺蟲滅鼠	\$0.00	\$0.00	\$0.00	\$0.00	\$0.00	\$0.00	\$0.00	\$0.00	\$0.00	\$0.00	\$0.00
PRINTING AND STATIONERY	印刷及廣告費	\$0.00	\$0.00	\$0.00	\$0.00	\$0.00	\$0.00	\$0.00	\$0.00	\$0.00	\$0.00	\$0.00
SECURITY GUARD SERVICE CHARGES	保安費	\$42,778.00	\$42,778.00	\$42,778.00	\$42,778.00	\$42,778.00	\$42,778.00	\$42,778.00	\$42,778.00	\$42,778.00	\$42,778.00	\$427,780.00
SUNDRY EXPENSES	什項支出	\$241.92	\$241.92	\$553.30	\$242.42	\$507.98	\$241.92	\$241.92	\$241.92	\$322.78	\$241.92	\$3,078.00
TELEPHONE	電話費	\$158.00	\$158.00	\$158.00	\$158.00	\$158.00	\$158.00	\$158.00	\$158.00	\$158.00	\$158.00	\$1,580.00
WATER FEE	水費	\$0.00	\$69.30	\$0.00	\$0.00	\$0.00	\$76.90	\$0.00	\$0.00	\$0.00	\$80.60	\$226.80
TOTAL EXPENSES	總支出	\$135,268.36	\$141,851.47	\$149,436.88	\$160,908.96	\$137,928.25	\$145,701.21	\$143,732.81	\$144,948.19	\$135,700.08	\$148,972.59	\$1,444,448.80
SURPLUS / (DEFICIT) FOR THE PERIOD	本期盈餘/(赤字)	\$5,498.84	(\$1,084.27)	(\$8,669.68)	(\$20,141.76)	\$2,838.95	(\$4,934.01)	(\$2,965.61)	(\$4,180.99)	\$5,067.12	(\$8,205.39)	(\$36,776.80)
SURPLUS / (DEFICIT) B/F	承上結存	(\$1,371,056.52)	(\$1,365,557.68)	(\$1,366,641.95)	(\$1,375,311.63)	(\$1,395,453.39)	(\$1,392,614.44)	(\$1,397,548.45)	(\$1,400,514.06)	(\$1,404,695.05)	(\$1,399,627.93)	(\$1,371,056.52)
ACCUM.SURPLUS / (DEFICIT) C/F	累積盈餘/(赤字)	(\$1,365,557.68)	(\$1,366,641.95)	(\$1,375,311.63)	(\$1,395,453.39)	(\$1,392,614.44)	(\$1,397,548.45)	(\$1,400,514.06)	(\$1,404,695.05)	(\$1,399,627.93)	(\$1,407,833.32)	(\$1,407,833.32)



T.L.60  
**HONG KONG GARDENS - BLOCK 27** 豪景花園二十七座  
**STATEMENT OF COMPREHENSIVE INCOME** 收支報告表  
**(FORMERLY KNOWN AS INCOME & EXPENDITURE ACCOUNT)**

		Jan-22 (一月)	Feb-22 (二月)	Mar-22 (三月)	Apr-22 (四月)	May-22 (五月)	Jun-22 (六月)	Jul-22 (七月)	Aug-22 (八月)	Sep-22 (九月)	Oct-22 (十月)	1-10/2022 TOTAL總計
<b>INCOME:</b>	收入											
MANAGEMENT FEE RECEIVED	管理費收入	\$173,460.00	\$173,460.00	\$86,730.00	\$86,730.00	\$86,730.00	\$173,460.00	\$173,460.00	\$173,460.00	\$173,460.00	\$173,460.00	\$1,474,410.00
LESS: SINKING FUND	減：儲備基金	(\$8,673.00)	(\$8,673.00)	(\$4,336.50)	(\$4,336.50)	(\$4,336.50)	(\$8,673.00)	(\$8,673.00)	(\$8,673.00)	(\$8,673.00)	(\$8,673.00)	(\$73,720.50)
LESS: PROVISION FOR BAD DEBT - M.F.	管理費壞賬撥備	\$0.00	\$0.00	\$0.00	\$0.00	\$0.00	\$0.00	\$0.00	\$0.00	\$0.00	\$0.00	\$0.00
ADD: BAD DEBT (M.F.)WRITTEN BACK	收回管理費壞賬	\$0.00	\$0.00	\$0.00	\$0.00	\$0.00	\$0.00	\$0.00	\$0.00	\$0.00	\$0.00	\$0.00
INSURANCE AND OTHER COMPENSATION	保險及其他賠償	\$0.00	\$0.00	\$0.00	\$0.00	\$0.00	\$0.00	\$0.00	\$0.00	\$0.00	\$0.00	\$0.00
LEGAL FEE RECOVERED	訴訟費收入	\$0.00	\$0.00	\$0.00	\$0.00	\$0.00	\$0.00	\$0.00	\$0.00	\$0.00	\$0.00	\$0.00
INTEREST INCOME	利息收入	\$0.00	\$0.00	\$0.00	\$0.00	\$0.00	\$0.00	\$0.00	\$0.00	\$0.00	\$0.00	\$0.00
SUNDRY INCOME	什項收入	\$0.00	\$0.00	\$0.00	\$0.00	\$0.00	\$0.00	\$0.00	\$0.00	\$0.00	\$0.00	\$0.00
		<u>\$164,787.00</u>	<u>\$164,787.00</u>	<u>\$82,393.50</u>	<u>\$82,393.50</u>	<u>\$82,393.50</u>	<u>\$164,787.00</u>	<u>\$164,787.00</u>	<u>\$164,787.00</u>	<u>\$164,787.00</u>	<u>\$164,787.00</u>	<u>\$1,400,689.50</u>
<b>EXPENSES:</b>	減：支出											
APPORTIONMENT OF GARDENS EXPENSES	公共費用之分攤	\$55,198.55	\$63,015.27	\$66,972.34	\$79,350.71	\$58,093.32	\$66,224.11	\$61,762.71	\$62,896.44	\$55,255.57	\$68,459.86	\$637,228.88
AUDITORS REMUNERATION	核數費	\$0.00	\$0.00	\$0.00	\$0.00	\$0.00	\$0.00	\$0.00	\$0.00	\$0.00	\$0.00	\$0.00
CONSULTING FEE	諮詢費	\$0.00	\$0.00	\$0.00	\$0.00	\$0.00	\$0.00	\$0.00	\$0.00	\$0.00	\$0.00	\$0.00
CLEANING EXPENSES	清潔費	\$9,370.00	\$9,370.00	\$9,370.00	\$9,370.00	\$9,370.00	\$9,370.00	\$9,370.00	\$9,370.00	\$9,370.00	\$9,490.70	\$93,820.70
DEBRIS REMOVAL CHARGES	清泥頭費	\$0.00	\$0.00	\$0.00	\$0.00	\$0.00	\$0.00	\$0.00	\$0.00	\$0.00	\$0.00	\$0.00
ELECTRICITY	電費	\$6,783.00	\$7,773.00	\$6,563.00	\$7,053.00	\$8,762.00	\$9,411.00	\$9,373.00	\$10,711.00	\$10,121.00	\$10,071.00	\$86,621.00
FESTIVAL DECORATION EXPENSES	節日裝飾	\$0.00	\$0.00	\$0.00	\$470.00	\$0.00	\$0.00	\$0.00	\$0.00	\$0.00	\$0.00	\$470.00
FURNITURE, FIXTURES & EQUIPMENT	屋苑設備	\$0.00	\$0.00	\$0.00	\$0.00	\$0.00	\$0.00	\$0.00	\$0.00	\$0.00	\$0.00	\$0.00
LEGAL FEE	訴訟費	\$0.00	\$0.00	\$0.00	\$0.00	\$0.00	\$0.00	\$0.00	\$0.00	\$0.00	\$0.00	\$0.00
MAINTENANCE, REPAIR & INSTALLATION	保養維修											
CONCRETE AND SCAFFOLDING	外牆維修及搭棚	\$0.00	\$0.00	\$0.00	\$0.00	\$0.00	\$0.00	\$0.00	\$0.00	\$0.00	\$0.00	\$0.00
DRAINAGE, ELECTRICALS & PUMPS	水電保養維修	\$1,840.00	\$0.00	\$1,370.00	\$1,222.00	\$0.00	\$4,255.00	\$22,493.00	\$8,396.50	\$30.00	\$920.00	\$40,526.50
SECURITY SYSTEM / SMATV. SYM	保安系統/衛星電視	\$340.00	\$340.00	\$340.00	\$340.00	\$340.00	\$340.00	\$463.73	\$1,958.73	\$616.27	\$540.00	\$5,618.73
FIRE FIGHTING SYSTEM	消防保養	\$0.00	\$0.00	\$0.00	\$0.00	\$0.00	\$0.00	\$0.00	\$0.00	\$0.00	\$0.00	\$0.00
LIFTS	升降機	\$11,500.00	\$11,500.00	\$11,500.00	\$11,500.00	\$11,500.00	\$11,500.00	\$11,500.00	\$41,000.00	\$11,500.00	\$11,500.00	\$144,500.00
MANAGER'S REMUNERATION 4%	管理酬金 4%	\$2,920.32	\$2,913.58	\$2,902.30	\$2,927.50	\$2,934.28	\$3,154.10	\$3,855.03	\$4,528.19	\$2,992.53	\$3,065.36	\$32,193.19
MAINTENANCE FUND 11%	維修基金 11%	\$8,030.87	\$8,012.35	\$7,981.33	\$8,050.62	\$8,069.27	\$8,673.78	\$10,601.32	\$12,452.52	\$8,229.45	\$8,429.75	\$88,531.26
PEST CONTROL	殺蟲滅鼠	\$0.00	\$0.00	\$0.00	\$0.00	\$0.00	\$0.00	\$0.00	\$0.00	\$0.00	\$0.00	\$0.00
PRINTING AND STATIONERY	印刷及廣告費	\$0.00	\$0.00	\$0.00	\$0.00	\$0.00	\$0.00	\$0.00	\$0.00	\$0.00	\$0.00	\$0.00
SECURITY GUARD SERVICE CHARGES	保安費	\$42,778.00	\$42,778.00	\$42,778.00	\$42,778.00	\$42,778.00	\$42,778.00	\$42,778.00	\$41,371.60	\$42,778.00	\$42,778.00	\$426,373.60
SUNDRY EXPENSES	什項支出	\$241.92	\$241.92	\$480.51	\$242.42	\$507.98	\$241.92	\$241.92	\$241.92	\$241.92	\$241.92	\$2,924.35
SALARIES	薪金	\$0.00	\$0.00	\$0.00	\$0.00	\$0.00	\$0.00	\$0.00	\$0.00	\$0.00	\$0.00	\$0.00
MPF CONTRIBUTION	強積金	\$0.00	\$0.00	\$0.00	\$0.00	\$0.00	\$0.00	\$0.00	\$0.00	\$0.00	\$0.00	\$0.00
TRAVELLING	交通費	\$0.00	\$0.00	\$0.00	\$0.00	\$0.00	\$0.00	\$0.00	\$0.00	\$0.00	\$0.00	\$0.00
TELEPHONE	電話費	\$155.00	\$156.00	\$156.00	\$212.00	\$99.00	\$156.00	\$156.00	\$155.00	\$156.00	\$155.00	\$1,556.00
WATER FEE	水費	\$0.00	\$680.60	\$0.00	\$0.00	\$0.00	\$800.60	\$0.00	\$0.00	\$0.00	\$937.50	\$2,418.70
TOTAL EXPENSES	總支出	<u>\$139,157.66</u>	<u>\$146,780.72</u>	<u>\$150,413.48</u>	<u>\$163,516.25</u>	<u>\$142,453.85</u>	<u>\$156,904.51</u>	<u>\$172,594.71</u>	<u>\$193,081.90</u>	<u>\$141,290.74</u>	<u>\$156,589.09</u>	<u>\$1,562,782.91</u>
SURPLUS / (DEFICIT) FOR THE PERIOD	本期盈餘/(赤字)	\$25,629.34	\$18,006.28	(\$68,019.98)	(\$81,122.75)	(\$60,060.35)	\$7,882.49	(\$7,807.71)	(\$28,294.90)	\$23,496.26	\$8,197.91	(\$162,093.41)
SURPLUS / (DEFICIT) B/F	承上結存	\$1,189,886.37	\$1,215,515.71	\$1,233,521.99	\$1,165,502.01	\$1,084,379.26	\$1,024,318.91	\$1,032,201.40	\$1,024,393.69	\$996,098.79	\$1,019,595.05	\$1,189,886.37
ACCUM.SURPLUS / (DEFICIT) C/F	累積盈餘/(赤字)	<u>\$1,215,515.71</u>	<u>\$1,233,521.99</u>	<u>\$1,165,502.01</u>	<u>\$1,084,379.26</u>	<u>\$1,024,318.91</u>	<u>\$1,032,201.40</u>	<u>\$1,024,393.69</u>	<u>\$996,098.79</u>	<u>\$1,019,595.05</u>	<u>\$1,027,792.96</u>	<u>\$1,027,792.96</u>



T.L.60  
HONG KONG GARDENS - BLOCK 28 豪景花園二十八座  
STATEMENT OF COMPREHENSIVE INCOME 收支報告表  
(FORMERLY KNOWN AS INCOME & EXPENDITURE ACCOUNT)

		Jan-22 (一月)	Feb-22 (二月)	Mar-22 (三月)	Apr-22 (四月)	May-22 (五月)	Jun-22 (六月)	Jul-22 (七月)	Aug-22 (八月)	Sep-22 (九月)	Oct-22 (十月)	1-10/2022 TOTAL總計
<b>INCOME:</b>	收入											
MANAGEMENT FEE RECEIVED	管理費收入	\$165,200.00	\$165,200.00	\$82,600.00	\$82,600.00	\$165,200.00	\$165,200.00	\$165,200.00	\$165,200.00	\$165,200.00	\$165,200.00	\$1,486,800.00
LESS: SINKING FUND	減：儲備基金	(\$8,260.00)	(\$8,260.00)	(\$4,130.00)	(\$4,130.00)	(\$8,260.00)	(\$8,260.00)	(\$8,260.00)	(\$8,260.00)	(\$8,260.00)	(\$8,260.00)	(\$74,340.00)
LESS: PROVISION FOR BAD DEBT - M.F.	管理費壞賬撥備	\$0.00	\$0.00	\$0.00	\$0.00	\$0.00	\$0.00	\$0.00	\$0.00	\$0.00	\$0.00	\$0.00
ADD: BAD DEBT (M.F.)WRITTEN BACK	收回管理費壞賬	\$0.00	\$0.00	\$0.00	\$0.00	\$0.00	\$0.00	\$0.00	\$0.00	\$0.00	\$0.00	\$0.00
INSURANCE AND OTHER COMPENSATION	保險及其他賠償	\$0.00	\$0.00	\$0.00	\$0.00	\$0.00	\$0.00	\$0.00	\$0.00	\$0.00	\$0.00	\$0.00
LEGAL FEE RECOVERED	訴訟費收入	\$0.00	\$0.00	\$0.00	\$0.00	\$0.00	\$0.00	\$0.00	\$0.00	\$0.00	\$0.00	\$0.00
INTEREST INCOME	利息收入	\$0.00	\$0.00	\$0.00	\$0.00	\$0.00	\$0.00	\$0.00	\$0.00	\$0.00	\$0.00	\$0.00
SUNDRY INCOME	什項收入	\$0.00	\$0.00	\$0.00	\$0.00	\$0.00	\$0.00	\$0.00	\$25,779.00	\$600.00	\$0.00	\$26,379.00
		\$156,940.00	\$156,940.00	\$78,470.00	\$78,470.00	\$156,940.00	\$156,940.00	\$156,940.00	\$182,719.00	\$157,540.00	\$156,940.00	\$1,438,839.00
<b>EXPENSES:</b>	減：支出											
APPORTIONMENT OF GARDENS EXPENSES	公共費用之攤	\$52,570.06	\$60,014.50	\$63,783.22	\$75,572.11	\$55,327.01	\$63,070.63	\$58,821.60	\$59,901.41	\$52,624.37	\$65,199.85	\$606,884.76
AUDITORS REMUNERATION	核數費	\$0.00	\$0.00	\$0.00	\$0.00	\$0.00	\$0.00	\$0.00	\$0.00	\$0.00	\$0.00	\$0.00
CONSULTING FEE	諮詢費	\$0.00	\$0.00	\$0.00	\$0.00	\$0.00	\$0.00	\$0.00	\$0.00	\$0.00	\$0.00	\$0.00
CLEANING EXPENSES	清潔費	\$9,370.00	\$9,370.00	\$9,370.00	\$9,370.00	\$9,370.00	\$9,370.00	\$9,370.00	\$9,370.00	\$9,370.00	\$9,681.80	\$94,011.80
DEBRIS REMOVAL CHARGES	清泥頭費	\$0.00	\$0.00	\$0.00	\$0.00	\$0.00	\$0.00	\$0.00	\$0.00	\$0.00	\$0.00	\$0.00
ELECTRICITY	電費	\$6,597.00	\$7,459.00	\$6,486.00	\$7,348.00	\$8,989.00	\$9,784.00	\$9,961.00	\$10,870.00	\$10,418.00	\$8,910.00	\$86,822.00
FESTIVAL DECORATION EXPENSES	節日裝飾	\$0.00	\$0.00	\$0.00	\$470.00	\$0.00	\$0.00	\$0.00	\$0.00	\$0.00	\$0.00	\$470.00
FURNITURE, FIXTURES & EQUIPMENT	屋苑設備	\$0.00	\$0.00	\$0.00	\$0.00	\$0.00	\$0.00	\$0.00	\$0.00	\$0.00	\$0.00	\$0.00
MAINTENANCE, REPAIR & INSTALLATION	保養維修											
CONCRETE AND SCAFFOLDING	外牆維修及搭棚	\$0.00	\$0.00	\$0.00	\$0.00	\$0.00	\$0.00	\$0.00	\$0.00	\$0.00	\$0.00	\$0.00
DRAINAGE, ELECTRICALS & PUMPS	水電保養維修	\$1,840.00	\$0.00	\$6,300.00	\$4,075.00	\$2,980.00	\$0.00	\$21,681.33	\$11,173.00	\$84.00	\$920.00	\$49,053.33
SECURITY SYSTEM / SMATV. SYM	保安系統/衛星電視	\$340.00	\$340.00	\$340.00	\$340.00	\$3,490.00	\$3,260.00	\$457.85	\$4,352.85	\$622.15	\$540.00	\$14,082.85
FIRE FIGHTING SYSTEM	消防保養	\$0.00	\$0.00	\$0.00	\$0.00	\$0.00	\$0.00	\$0.00	\$0.00	\$0.00	\$0.00	\$0.00
LIFTS	升降機	\$11,500.00	\$11,500.00	\$11,500.00	\$11,500.00	\$11,500.00	\$11,500.00	\$11,500.00	\$41,000.00	\$11,500.00	\$11,500.00	\$144,500.00
MANAGER'S REMUNERATION 4%	管理酬金 4%	\$2,925.54	\$2,875.51	\$3,120.50	\$3,052.96	\$3,188.10	\$3,085.53	\$3,853.38	\$4,740.91	\$3,009.58	\$2,991.16	\$32,843.17
MAINTENANCE FUND 11%	維修基金 11%	\$8,045.22	\$7,907.66	\$8,581.39	\$8,395.63	\$8,767.27	\$8,485.21	\$10,596.80	\$13,037.51	\$8,276.34	\$8,225.69	\$90,318.72
SECURITY GUARD SERVICE CHARGES	保安費	\$42,778.00	\$42,778.00	\$42,778.00	\$42,778.00	\$42,778.00	\$42,778.00	\$42,778.00	\$41,371.60	\$42,778.00	\$42,778.00	\$426,373.60
PEST CONTROL	殺蟲滅鼠	\$0.00	\$0.00	\$0.00	\$0.00	\$0.00	\$0.00	\$0.00	\$0.00	\$0.00	\$0.00	\$0.00
PRINTING AND STATIONERY	印刷及廣告費	\$0.00	\$0.00	\$0.00	\$0.00	\$0.00	\$0.00	\$0.00	\$0.00	\$0.00	\$0.00	\$0.00
SUNDRY EXPENSES	什項支出	\$558.40	\$230.40	\$1,082.62	\$230.90	\$496.46	\$230.40	\$430.40	\$230.40	\$311.26	\$230.40	\$4,031.64
SALARIES	薪金	\$0.00	\$0.00	\$0.00	\$0.00	\$0.00	\$0.00	\$0.00	\$0.00	\$0.00	\$0.00	\$0.00
MPF CONTRIBUTION	強積金	\$0.00	\$0.00	\$0.00	\$0.00	\$0.00	\$0.00	\$0.00	\$0.00	\$0.00	\$0.00	\$0.00
TRAVELLING	交通費	\$0.00	\$0.00	\$0.00	\$0.00	\$0.00	\$0.00	\$0.00	\$0.00	\$0.00	\$0.00	\$0.00
TELEPHONE	電話費	\$155.00	\$156.00	\$156.00	\$212.00	\$99.00	\$156.00	\$156.00	\$155.00	\$156.00	\$155.00	\$1,556.00
WATER FEE	水費	\$0.00	\$54.40	\$0.00	\$0.00	\$0.00	\$59.90	\$0.00	\$0.00	\$0.00	\$63.80	\$178.10
TOTAL EXPENSES	總支出	\$136,679.22	\$142,685.47	\$153,497.73	\$163,344.60	\$146,984.84	\$151,779.67	\$169,606.36	\$196,202.68	\$139,149.70	\$151,195.70	\$1,551,125.97
SURPLUS / (DEFICIT) FOR THE PERIOD	本期盈餘/(赤字)	\$20,260.78	\$14,254.53	(\$75,027.73)	(\$84,874.60)	\$9,955.16	\$5,160.33	(\$12,666.36)	(\$13,483.68)	\$18,390.30	\$5,744.30	(\$112,286.97)
SURPLUS / (DEFICIT) B/F	承上結存	\$786,283.31	\$806,544.09	\$820,798.62	\$745,770.89	\$660,896.29	\$670,851.45	\$676,011.78	\$663,345.42	\$649,861.74	\$668,252.04	\$786,283.31
ACCUM.SURPLUS / (DEFICIT) C/F	累積盈餘/(赤字)	\$806,544.09	\$820,798.62	\$745,770.89	\$660,896.29	\$670,851.45	\$676,011.78	\$663,345.42	\$649,861.74	\$668,252.04	\$673,996.34	\$673,996.34



T.L.60  
HONG KONG GARDENS - CARPARK A 豪景花園車場 A  
STATEMENT OF COMPREHENSIVE INCOME 收支報告表  
(FORMERLY KNOWN AS INCOME & EXPENDITURE ACCOUNT)

		Jan-22 (一月)	Feb-22 (二月)	Mar-22 (三月)	Apr-22 (四月)	May-22 (五月)	Jun-22 (六月)	Jul-22 (七月)	Aug-22 (八月)	Sep-22 (九月)	Oct-22 (十月)	1-10/2022 TOTAL總計
<b>INCOME:</b>	收入											
MANAGEMENT FEE RECEIVED	管理費收入	\$135,470.00	\$135,470.00	\$135,470.00	\$135,470.00	\$135,470.00	\$135,470.00	\$135,470.00	\$135,470.00	\$135,470.00	\$135,470.00	\$1,354,700.00
LESS: SINKING FUND	減: 儲備基金	(\$6,773.50)	(\$6,773.50)	(\$6,773.50)	(\$6,773.50)	(\$6,773.50)	(\$6,773.50)	(\$6,773.50)	(\$6,773.50)	(\$6,773.50)	(\$6,773.50)	(\$67,735.00)
LESS: PROVISION FOR BAD DEBT - M.F.	管理費壞賬撥備	\$0.00	\$0.00	\$0.00	\$0.00	\$0.00	\$0.00	\$0.00	\$0.00	\$0.00	\$0.00	\$0.00
ADD: BAD DEBT (M.F.) WRITTEN BACK	收回管理費壞賬	\$0.00	\$0.00	\$0.00	\$0.00	\$0.00	\$0.00	\$0.00	\$0.00	\$0.00	\$0.00	\$0.00
INSURANCE AND OTHER COMPENSATION	保險及其他賠償	\$0.00	\$0.00	\$0.00	\$0.00	\$0.00	\$0.00	\$0.00	\$0.00	\$0.00	\$0.00	\$0.00
LEGAL FEE RECOVERED	訴訟費收入	\$0.00	\$0.00	\$0.00	\$0.00	\$0.00	\$0.00	\$0.00	\$0.00	\$0.00	\$0.00	\$0.00
INTEREST INCOME	利息收入	\$0.00	\$0.00	\$0.00	\$0.00	\$0.00	\$0.00	\$0.00	\$0.00	\$0.00	\$0.00	\$0.00
SUNDRY INCOME	什項收入	\$800.00	\$400.00	\$200.00	\$200.00	\$0.00	\$400.00	\$398.00	\$3,246.98	\$2,621.85	\$3,248.49	\$11,515.32
		\$129,496.50	\$129,096.50	\$128,896.50	\$128,896.50	\$128,696.50	\$129,096.50	\$129,094.50	\$131,943.48	\$131,318.35	\$131,944.99	\$1,298,480.32
<b>EXPENSES:</b>	減: 支出											
APPORTIONMENT OF GARDENS EXPENSES	公共費用之分攤	\$26,029.47	\$29,715.54	\$31,581.53	\$37,418.69	\$27,394.53	\$31,228.70	\$29,124.87	\$29,659.50	\$26,056.36	\$32,282.99	\$300,492.18
AUDITORS REMUNERATION	核數費	\$0.00	\$0.00	\$0.00	\$0.00	\$0.00	\$0.00	\$0.00	\$0.00	\$0.00	\$0.00	\$0.00
CARPARK EQUIPMENT	車場設備	\$0.00	\$0.00	\$0.00	\$0.00	\$0.00	\$0.00	\$0.00	\$12.70	\$0.00	\$0.00	\$12.70
CONSULTING FEE	諮詢費	\$0.00	\$0.00	\$0.00	\$0.00	\$0.00	\$0.00	\$0.00	\$0.00	\$0.00	\$0.00	\$0.00
CLEANING EXPENSES	清潔費	\$15,535.50	\$15,535.50	\$15,535.50	\$15,535.50	\$15,535.50	\$15,535.50	\$15,535.50	\$15,535.50	\$15,535.50	\$15,535.50	\$155,355.00
DEBRIS REMOVAL CHARGES	清泥頭費	\$0.00	\$0.00	\$0.00	\$0.00	\$0.00	\$0.00	\$0.00	\$0.00	\$0.00	\$0.00	\$0.00
ELECTRICITY	電費	\$16,220.00	\$17,128.00	\$14,802.00	\$15,515.00	\$15,922.00	\$18,833.00	\$17,413.00	\$18,104.00	\$18,245.00	\$17,157.00	\$169,339.00
LEGAL FEE	訴訟費	\$0.00	\$0.00	\$0.00	\$0.00	\$0.00	\$0.00	\$0.00	\$0.00	\$0.00	\$0.00	\$0.00
MAINTENANCE, REPAIR & INSTALLATION	保養維修											
CONCRETE AND SCAFFOLDING	外牆維修及搭棚	\$0.00	\$0.00	\$0.00	\$0.00	\$0.00	\$0.00	\$0.00	\$0.00	\$0.00	\$0.00	\$0.00
DRAINAGE, ELECTRICALS & PUMPS	水電保養維修	\$935.00	\$895.28	\$0.00	\$6,912.00	\$1,138.56	\$45.00	\$3,292.00	\$74.00	\$0.00	\$773.41	\$14,065.25
SECURITY SYSTEM	保安系統	\$1,375.00	\$1,375.00	\$1,375.00	\$1,375.00	\$3,825.00	\$4,725.00	\$1,375.00	\$10,876.00	\$1,375.00	\$1,375.00	\$29,051.00
FIRE FIGHTING SYSTEM	消防保養	\$2,265.00	\$0.00	\$0.00	\$2,340.00	\$0.00	\$0.00	\$2,340.00	\$0.00	\$2,340.00	\$0.00	\$9,285.00
LIFTS	升降機	\$2,990.00	\$2,990.00	\$2,990.00	\$2,990.00	\$2,990.00	\$15,280.00	\$2,990.00	\$2,990.00	\$2,990.00	\$2,990.00	\$42,190.00
MANAGER'S REMUNERATION 4%	管理酬金 4%	\$2,759.27	\$2,713.68	\$2,674.55	\$2,974.54	\$3,108.66	\$3,379.69	\$2,905.65	\$3,091.52	\$2,810.89	\$2,735.94	\$29,154.39
MAINTENANCE FUND 11%	維修基金 11%	\$7,587.99	\$7,462.63	\$7,355.01	\$8,179.99	\$8,548.83	\$9,294.15	\$7,990.54	\$8,501.68	\$7,729.93	\$7,523.83	\$80,174.58
SECURITY GUARD SERVICE CHARGES	保安費	\$23,579.00	\$23,579.00	\$23,579.00	\$23,579.00	\$23,579.00	\$23,579.00	\$23,579.00	\$23,579.00	\$23,579.00	\$23,579.00	\$235,790.00
PEST CONTROL	殺蟲滅鼠	\$0.00	\$0.00	\$0.00	\$0.00	\$0.00	\$0.00	\$0.00	\$0.00	\$0.00	\$0.00	\$0.00
PRINTING AND STATIONERY	印刷及廣告費	\$0.00	\$0.00	\$0.00	\$0.00	\$0.00	\$0.00	\$0.00	\$0.00	\$0.00	\$476.16	\$476.16
STAFF COST ALLOCATION	人力成本調配	\$5,317.27	\$5,317.27	\$5,317.27	\$5,317.27	\$5,317.27	\$5,317.27	\$5,317.27	\$5,317.27	\$5,317.27	\$5,317.27	\$53,172.70
SUNDRY EXPENSES	什項支出	\$0.00	\$0.00	\$2,500.00	\$0.00	\$8,540.00	\$0.00	\$0.00	\$0.00	\$90.86	\$0.00	\$11,130.86
TELEPHONE	電話費	\$765.00	\$765.00	\$765.00	\$799.76	\$869.28	\$765.00	\$799.50	\$799.50	\$799.50	\$799.50	\$7,927.04
WATER FEE	水費	\$0.00	\$257.00	\$0.00	\$0.00	\$0.00	\$412.50	\$0.00	\$0.00	\$0.00	\$395.60	\$1,065.10
TOTAL EXPENSES	總支出	\$105,358.50	\$107,733.90	\$108,474.86	\$122,936.75	\$116,768.63	\$128,394.81	\$112,662.33	\$118,540.67	\$106,869.31	\$110,941.20	\$1,138,680.96
SURPLUS / (DEFICIT) FOR THE PERIOD	本期盈餘/(赤字)	\$24,138.00	\$21,362.60	\$20,421.64	\$5,959.75	\$11,927.87	\$701.69	\$16,432.17	\$13,402.81	\$24,449.04	\$21,003.79	\$159,799.36
SURPLUS / (DEFICIT) B/F	承上結存	\$5,034,801.65	\$5,058,939.65	\$5,080,302.25	\$5,100,723.89	\$5,106,683.64	\$5,118,611.51	\$5,119,313.20	\$5,135,745.37	\$5,149,148.18	\$5,173,597.22	\$5,034,801.65
ACCUM.SURPLUS / (DEFICIT) C/F	累積盈餘/(赤字)	\$5,058,939.65	\$5,080,302.25	\$5,100,723.89	\$5,106,683.64	\$5,118,611.51	\$5,119,313.20	\$5,135,745.37	\$5,149,148.18	\$5,173,597.22	\$5,194,601.01	\$5,194,601.01





T.L.60  
HONG KONG GARDENS - CARPARK B 豪景花園車場 B  
STATEMENT OF COMPREHENSIVE INCOME 收支報告表  
(FORMERLY KNOWN AS INCOME & EXPENDITURE ACCOUNT)

		Jan-22 (一月)	Feb-22 (二月)	Mar-22 (三月)	Apr-22 (四月)	May-22 (五月)	Jun-22 (六月)	Jul-22 (七月)	Aug-22 (八月)	Sep-22 (九月)	Oct-22 (十月)	1-10/2022 TOTAL總計
<b>INCOME:</b>	收入											
MANAGEMENT FEE RECEIVED	管理費收入	\$108,300.00	\$108,300.00	\$108,300.00	\$108,300.00	\$108,300.00	\$108,300.00	\$108,300.00	\$108,300.00	\$108,300.00	\$108,300.00	\$1,083,000.00
LESS: SINKING FUND	減：儲備基金	(\$5,415.00)	(\$5,415.00)	(\$5,415.00)	(\$5,415.00)	(\$5,415.00)	(\$5,415.00)	(\$5,415.00)	(\$5,415.00)	(\$5,415.00)	(\$5,415.00)	(\$54,150.00)
LESS: PROVISION FOR BAD DEBT - M.F.	管理費壞賬撥備	\$0.00	\$0.00	\$0.00	\$0.00	\$0.00	\$0.00	\$0.00	\$0.00	\$0.00	\$0.00	\$0.00
ADD: BAD DEBT (M.F.) WRITTEN BACK	收回管理費壞賬	\$0.00	\$0.00	\$0.00	\$0.00	\$0.00	\$0.00	\$0.00	\$0.00	\$0.00	\$0.00	\$0.00
INSURANCE AND OTHER COMPENSATION	保險及其他賠償	\$0.00	\$0.00	\$0.00	\$0.00	\$0.00	\$0.00	\$0.00	\$0.00	\$0.00	\$0.00	\$0.00
LEGAL FEE RECOVERED	訴訟費收入	\$0.00	\$0.00	\$0.00	\$0.00	\$0.00	\$0.00	\$0.00	\$0.00	\$0.00	\$0.00	\$0.00
INTEREST INCOME	利息收入	\$0.00	\$0.00	\$0.00	\$0.00	\$0.00	\$0.00	\$0.00	\$0.00	\$0.00	\$0.00	\$0.00
SUNDRY INCOME	什項收入	\$200.00	\$0.00	\$0.00	\$600.00	\$300.00	\$600.00	\$200.00	\$2,196.32	\$1,816.35	\$2,317.30	\$8,229.97
		\$103,085.00	\$102,885.00	\$102,885.00	\$103,485.00	\$103,185.00	\$103,485.00	\$103,085.00	\$105,081.32	\$104,701.35	\$105,202.30	\$1,037,079.97
<b>EXPENSES:</b>	減：支出											
APPORTIONMENT OF GARDENS EXPENSES	公共費用之分攤	\$20,808.98	\$23,755.76	\$25,247.51	\$29,913.96	\$21,900.26	\$24,965.44	\$23,283.56	\$23,710.96	\$20,830.47	\$25,808.28	\$240,225.18
AUDITORS REMUNERATION	核數費	\$0.00	\$0.00	\$0.00	\$0.00	\$0.00	\$0.00	\$0.00	\$0.00	\$0.00	\$0.00	\$0.00
CARPARK EQUIPMENT	車場設備	\$0.00	\$0.00	\$0.00	\$0.00	\$0.00	\$0.00	\$0.00	\$10.15	\$0.00	\$0.00	\$10.15
CONSULTING FEE	諮詢費	\$0.00	\$0.00	\$0.00	\$0.00	\$0.00	\$0.00	\$0.00	\$0.00	\$0.00	\$0.00	\$0.00
CLEANING EXPENSES	清潔費	\$15,535.50	\$15,535.50	\$15,535.50	\$15,535.50	\$15,535.50	\$15,535.50	\$15,535.50	\$15,535.50	\$15,535.50	\$15,535.50	\$155,355.00
DEBRIS REMOVAL CHARGES	清泥頭費	\$0.00	\$0.00	\$0.00	\$0.00	\$0.00	\$0.00	\$0.00	\$0.00	\$0.00	\$0.00	\$0.00
ELECTRICITY	電費	\$15,176.00	\$16,189.00	\$14,355.00	\$14,797.00	\$12,053.00	\$14,572.00	\$21,874.00	\$22,646.00	\$22,914.00	\$21,129.00	\$175,705.00
MAINTENANCE, REPAIR & INSTALLATION	保養維修											
CONCRETE AND SCAFFOLDING	外牆維修及搭棚	\$0.00	\$0.00	\$0.00	\$0.00	\$0.00	\$0.00	\$0.00	\$0.00	\$0.00	\$0.00	\$0.00
DRAINAGE, ELECTRICALS & PUMPS	水電保養維修	\$1,395.00	\$715.74	\$17,000.00	\$460.00	\$660.85	\$84.00	\$1,492.00	\$51,528.00	\$48.00	\$760.56	\$74,144.15
SECURITY SYSTEM	保安系統	\$1,375.00	\$1,375.00	\$1,375.00	\$1,375.00	\$3,825.00	\$1,375.00	\$1,375.00	\$4,965.00	\$1,375.00	\$1,375.00	\$19,790.00
FIRE FIGHTING SYSTEM	消防保養	\$0.00	\$0.00	\$0.00	\$0.00	\$0.00	\$0.00	\$0.00	\$0.00	\$0.00	\$0.00	\$0.00
MANAGER'S REMUNERATION 4%	管理酬金 4%	\$2,483.05	\$2,496.40	\$3,074.41	\$2,456.66	\$2,431.90	\$2,606.45	\$3,156.23	\$4,940.74	\$2,743.31	\$2,712.40	\$29,101.55
MAINTENANCE FUND 11%	維修基金 11%	\$6,828.40	\$6,865.11	\$8,454.64	\$6,755.81	\$6,687.73	\$7,167.75	\$8,679.64	\$13,587.02	\$7,544.10	\$7,459.11	\$80,029.31
SECURITY GUARD SERVICE CHARGES	保安費	\$23,579.00	\$23,579.00	\$23,579.00	\$23,579.00	\$23,579.00	\$23,579.00	\$23,579.00	\$23,579.00	\$23,579.00	\$23,579.00	\$235,790.00
PEST CONTROL	殺蟲滅鼠	\$0.00	\$0.00	\$0.00	\$0.00	\$0.00	\$0.00	\$0.00	\$0.00	\$0.00	\$0.00	\$0.00
PRINTING AND STATIONERY	印刷及廣告費	\$0.00	\$0.00	\$0.00	\$0.00	\$0.00	\$0.00	\$0.00	\$0.00	\$0.00	\$380.67	\$380.67
STAFF COST ALLOCATION	人力成本調配	\$4,250.83	\$4,250.83	\$4,250.83	\$4,250.83	\$4,250.83	\$4,250.83	\$4,250.83	\$4,250.83	\$4,250.83	\$4,250.83	\$42,508.30
SUNDRY EXPENSES	什項支出	\$0.00	\$0.00	\$0.00	\$461.42	\$45.00	\$5,000.00	\$10,000.00	\$0.00	\$80.86	\$0.00	\$15,587.28
TELEPHONE	電話費	\$765.00	\$765.00	\$765.00	\$792.80	\$848.40	\$765.00	\$799.50	\$799.50	\$799.50	\$799.50	\$7,899.20
WATER FEE	水費	\$0.00	\$0.00	\$0.00	\$164.90	\$0.00	\$0.00	\$0.00	\$204.40	\$0.00	\$0.00	\$369.30
TOTAL EXPENSES	總支出	\$92,196.76	\$95,527.34	\$113,636.89	\$100,542.88	\$91,817.47	\$99,900.97	\$114,025.26	\$165,757.10	\$99,700.57	\$103,789.85	\$1,076,895.09
SURPLUS / (DEFICIT) FOR THE PERIOD	本期盈餘/(赤字)	\$10,888.24	\$7,357.66	(\$10,751.89)	\$2,942.12	\$11,367.53	\$3,584.03	(\$10,940.26)	(\$60,675.78)	\$5,000.78	\$1,412.45	(\$39,815.12)
SURPLUS / (DEFICIT) B/F	承上結存	\$3,542,549.60	\$3,553,437.84	\$3,560,795.50	\$3,550,043.61	\$3,552,985.73	\$3,564,353.26	\$3,567,937.29	\$3,556,997.03	\$3,496,321.25	\$3,501,322.03	\$3,542,549.60
ACCUM.SURPLUS / (DEFICIT) C/F	累積盈餘/(赤字)	\$3,553,437.84	\$3,560,795.50	\$3,550,043.61	\$3,552,985.73	\$3,564,353.26	\$3,567,937.29	\$3,556,997.03	\$3,496,321.25	\$3,501,322.03	\$3,502,734.48	\$3,502,734.48



T.L.60  
HONG KONG GARDENS - CARPARK C 豪景花園車場 C  
STATEMENT OF COMPREHENSIVE INCOME 收支報告表  
(FORMERLY KNOWN AS INCOME & EXPENDITURE ACCOUNT)

		Jan-22 (一月)	Feb-22 (二月)	Mar-22 (三月)	Apr-22 (四月)	May-22 (五月)	Jun-22 (六月)	Jul-22 (七月)	Aug-22 (八月)	Sep-22 (九月)	Oct-22 (十月)	1-10/2022 TOTAL總計
<b>INCOME:</b>	收入											
MANAGEMENT FEE RECEIVED	管理費收入	\$137,361.00	\$137,361.00	\$137,361.00	\$137,361.00	\$137,361.00	\$137,361.00	\$137,361.00	\$137,361.00	\$137,361.00	\$137,361.00	\$1,373,610.00
LESS: SINKING FUND	減：儲備基金	(\$6,868.05)	(\$6,868.05)	(\$6,868.05)	(\$6,868.05)	(\$6,868.05)	(\$6,868.05)	(\$6,868.05)	(\$6,868.05)	(\$6,868.05)	(\$6,868.05)	(\$68,680.50)
LESS: PROVISION FOR BAD DEBT - M.F.	管理費壞賬撥備	\$0.00	\$0.00	\$0.00	\$0.00	\$0.00	\$0.00	\$0.00	\$0.00	\$0.00	\$0.00	\$0.00
INSURANCE AND OTHER COMPENSATION	保險及其他賠償	\$0.00	\$0.00	\$300.00	\$300.00	\$0.00	\$0.00	\$0.00	\$9,000.00	\$0.00	\$0.00	\$9,600.00
LEGAL FEE RECOVERED	訴訟費收入	\$0.00	\$0.00	\$0.00	\$0.00	\$0.00	\$0.00	\$0.00	\$0.00	\$0.00	\$0.00	\$0.00
INTEREST INCOME	利息收入	\$0.00	\$0.00	\$0.00	\$0.00	\$0.00	\$0.00	\$0.00	\$0.00	\$0.00	\$0.00	\$0.00
SUNDRY INCOME	什項收入	\$200.00	\$400.00	\$800.00	\$200.00	\$600.00	\$600.00	\$0.00	\$2,051.59	\$2,446.04	\$2,418.18	\$9,715.81
		\$130,692.95	\$130,892.95	\$131,592.95	\$130,992.95	\$131,092.95	\$131,092.95	\$130,492.95	\$141,544.54	\$132,938.99	\$132,911.13	\$1,324,245.31
<b>EXPENSES:</b>	減：支出											
APPORTIONMENT OF GARDENS EXPENSES	公共費用之分攤	\$23,766.04	\$27,131.58	\$28,835.31	\$34,164.89	\$25,012.40	\$28,513.16	\$26,592.28	\$27,080.41	\$23,790.59	\$29,475.77	\$274,362.43
AUDITORS REMUNERATION	核數費	\$0.00	\$0.00	\$0.00	\$0.00	\$0.00	\$0.00	\$0.00	\$0.00	\$0.00	\$0.00	\$0.00
CARPARK EQUIPMENT	車場設備	\$0.00	\$0.00	\$0.00	\$0.00	\$0.00	\$0.00	\$0.00	\$11.60	\$0.00	\$0.00	\$11.60
CONSULTING FEE	諮詢費	\$0.00	\$0.00	\$0.00	\$0.00	\$0.00	\$0.00	\$0.00	\$0.00	\$0.00	\$0.00	\$0.00
CLEANING EXPENSES	清潔費	\$15,535.50	\$15,535.50	\$15,535.50	\$15,535.50	\$15,535.50	\$15,535.50	\$15,535.50	\$15,535.50	\$15,535.50	\$15,535.50	\$155,355.00
DEBRIS REMOVAL CHARGES	清泥頭費	\$0.00	\$0.00	\$0.00	\$0.00	\$0.00	\$0.00	\$0.00	\$0.00	\$0.00	\$0.00	\$0.00
ELECTRICITY	電費	\$14,652.00	\$16,593.00	\$14,096.00	\$14,651.00	\$16,565.00	\$16,421.00	\$15,623.00	\$17,558.00	\$17,319.00	\$15,694.00	\$159,172.00
LEGAL FEE	訴訟費	\$0.00	\$0.00	\$0.00	\$0.00	\$0.00	\$0.00	\$0.00	\$0.00	\$0.00	\$0.00	\$0.00
MAINTENANCE, REPAIR & INSTALLATION	保養維修											
CONCRETE AND SCAFFOLDING	外牆維修及搭棚	\$0.00	\$0.00	\$0.00	\$0.00	\$0.00	\$0.00	\$0.00	\$0.00	\$0.00	\$0.00	\$0.00
DRAINAGE, ELECTRICALS & PUMPS	水電保養維修	\$3,915.00	\$817.45	\$0.00	\$460.00	\$658.82	\$2,266.00	\$1,301.45	\$28.00	\$56.00	\$774.16	\$10,276.88
SECURITY SYSTEM	保安系統	\$1,375.00	\$1,375.00	\$1,375.00	\$1,375.00	\$3,825.00	\$1,375.00	(\$1,625.00)	\$7,955.00	\$1,375.00	\$1,375.00	\$19,780.00
FIRE FIGHTING SYSTEM	消防保養	\$0.00	\$0.00	\$0.00	\$0.00	\$0.00	\$0.00	\$0.00	\$0.00	\$0.00	\$0.00	\$0.00
MANAGER'S REMUNERATION 4%	管理酬金 4%	\$2,587.06	\$2,540.79	\$2,408.22	\$2,469.29	\$2,652.92	\$2,591.86	\$2,402.73	\$2,862.74	\$2,543.99	\$2,521.87	\$25,581.47
MAINTENANCE FUND 11%	維修基金 11%	\$7,114.40	\$6,987.18	\$6,622.59	\$6,790.54	\$7,295.52	\$7,127.60	\$6,607.52	\$7,872.54	\$6,995.97	\$6,935.15	\$70,349.01
SECURITY GUARD SERVICE CHARGES	保安費	\$23,579.00	\$23,579.00	\$23,579.00	\$23,579.00	\$23,579.00	\$23,579.00	\$23,579.00	\$23,579.00	\$23,579.00	\$23,579.00	\$235,790.00
PEST CONTROL	殺蟲滅鼠	\$0.00	\$0.00	\$0.00	\$0.00	\$0.00	\$0.00	\$0.00	\$0.00	\$0.00	\$0.00	\$0.00
PRINTING AND STATIONERY	印刷及廣告費	\$0.00	\$0.00	\$0.00	\$0.00	\$0.00	\$0.00	\$0.00	\$0.00	\$0.00	\$434.77	\$434.77
STAFF COST ALLOCATION	人力成本調配	\$4,854.90	\$4,854.90	\$4,854.90	\$4,854.90	\$4,854.90	\$4,854.90	\$4,854.90	\$4,854.90	\$4,854.90	\$4,854.90	\$48,549.00
SUNDRY EXPENSES	什項支出	\$0.00	\$0.00	\$0.00	\$31.74	\$412.72	\$0.00	\$34.50	(\$34.50)	\$80.86	\$0.00	\$525.32
TELEPHONE	電話費	\$765.00	\$765.00	\$765.00	\$765.00	\$891.96	\$765.00	\$765.00	\$834.00	\$799.50	\$799.50	\$7,914.96
WATER FEE	水費	\$0.00	\$0.00	\$0.00	\$480.00	\$0.00	\$0.00	\$0.00	\$1,247.00	\$0.00	\$0.00	\$1,727.00
TOTAL EXPENSES	總支出	\$98,143.90	\$100,179.40	\$98,071.52	\$105,156.86	\$101,283.74	\$103,029.02	\$95,670.88	\$109,384.19	\$96,930.31	\$101,979.62	\$1,009,829.44
SURPLUS / (DEFICIT) FOR THE PERIOD	本期盈餘/(赤字)	\$32,549.05	\$30,713.55	\$33,521.43	\$25,836.09	\$29,809.21	\$28,063.93	\$34,822.07	\$32,160.35	\$36,008.68	\$30,931.51	\$314,415.87
SURPLUS / (DEFICIT) B/F	承上結存	\$2,055,045.74	\$2,087,594.79	\$2,118,308.34	\$2,151,829.77	\$2,177,665.86	\$2,207,475.07	\$2,235,539.00	\$2,270,361.07	\$2,302,521.42	\$2,338,530.10	\$2,055,045.74
ACCUM.SURPLUS / (DEFICIT) C/F	累積盈餘/(赤字)	\$2,087,594.79	\$2,118,308.34	\$2,151,829.77	\$2,177,665.86	\$2,207,475.07	\$2,235,539.00	\$2,270,361.07	\$2,302,521.42	\$2,338,530.10	\$2,369,461.61	\$2,369,461.61



T.L.60  
HONG KONG GARDENS - CARPARK D 豪景花園車場 D  
STATEMENT OF COMPREHENSIVE INCOME 收支報告表  
(FORMERLY KNOWN AS INCOME & EXPENDITURE ACCOUNT )

		Jan-22 (一月)	Feb-22 (二月)	Mar-22 (三月)	Apr-22 (四月)	May-22 (五月)	Jun-22 (六月)	Jul-22 (七月)	Aug-22 (八月)	Sep-22 (九月)	Oct-22 (十月)	1-10/2022 TOTAL總計
<b>INCOME:</b>	收入											
MANAGEMENT FEE RECEIVED	管理費收入	\$145,152.00	\$145,152.00	\$145,152.00	\$145,152.00	\$145,152.00	\$145,152.00	\$145,152.00	\$145,152.00	\$145,152.00	\$145,152.00	\$1,451,520.00
LESS: SINKING FUND	減：儲備基金	(\$7,257.60)	(\$7,257.60)	(\$7,257.60)	(\$7,257.60)	(\$7,257.60)	(\$7,257.60)	(\$7,257.60)	(\$7,257.60)	(\$7,257.60)	(\$7,257.60)	(\$72,576.00)
LESS: PROVISION FOR BAD DEBT - M.F.	管理費壞賬撥備	\$0.00	\$0.00	\$0.00	\$0.00	\$0.00	\$0.00	\$0.00	\$0.00	\$0.00	\$0.00	\$0.00
ADD: BAD DEBT (M.F.)WRITTEN BACK	收回管理費壞賬	\$0.00	\$0.00	\$0.00	\$0.00	\$0.00	\$0.00	\$0.00	\$0.00	\$0.00	\$0.00	\$0.00
INSURANCE AND OTHER COMPENSATION	保險及其他賠償	\$0.00	\$0.00	\$0.00	\$0.00	\$0.00	\$0.00	\$0.00	\$0.00	\$0.00	\$0.00	\$0.00
LEGAL FEE RECOVERED	訴訟費收入	\$0.00	\$0.00	\$0.00	\$0.00	\$0.00	\$0.00	\$0.00	\$0.00	\$0.00	\$0.00	\$0.00
INTEREST INCOME	利息收入	\$0.00	\$0.00	\$0.00	\$0.00	\$0.00	\$0.00	\$0.00	\$0.00	\$0.00	\$0.00	\$0.00
SUNDRY INCOME	什項收入	\$1,600.00	\$800.00	\$1,800.00	\$400.00	\$600.00	\$1,800.00	\$800.00	\$7,213.08	\$3,540.78	\$4,328.25	\$22,882.11
		<u>\$139,494.40</u>	<u>\$138,694.40</u>	<u>\$139,694.40</u>	<u>\$138,294.40</u>	<u>\$138,494.40</u>	<u>\$139,694.40</u>	<u>\$138,694.40</u>	<u>\$145,107.48</u>	<u>\$141,435.18</u>	<u>\$142,222.65</u>	<u>\$1,401,826.11</u>
<b>EXPENSES:</b>	減：支出											
APPORTIONMENT OF GARDENS EXPENSES	公共費用之分攤	\$32,710.25	\$37,342.38	\$39,687.31	\$47,022.64	\$34,425.67	\$39,243.92	\$36,600.12	\$37,271.97	\$32,744.04	\$40,568.81	\$377,617.11
AUDITORS REMUNERATION	核數費	\$0.00	\$0.00	\$0.00	\$0.00	\$0.00	\$0.00	\$0.00	\$0.00	\$0.00	\$0.00	\$0.00
CARPARK EQUIPMENT	車場設備	\$0.00	\$0.00	\$0.00	\$0.00	\$0.00	\$0.00	\$0.00	\$15.98	\$0.00	\$0.00	\$15.98
CONSULTING FEE	諮詢費	\$0.00	\$0.00	\$0.00	\$0.00	\$0.00	\$0.00	\$0.00	\$0.00	\$0.00	\$0.00	\$0.00
CLEANING EXPENSES	清潔費	\$15,535.50	\$15,535.50	\$15,535.50	\$15,535.50	\$15,535.50	\$15,535.50	\$15,535.50	\$15,535.50	\$15,535.50	\$15,535.50	\$155,355.00
DEBRIS REMOVAL CHARGES	清泥頭費	\$0.00	\$0.00	\$0.00	\$0.00	\$0.00	\$0.00	\$0.00	\$0.00	\$0.00	\$0.00	\$0.00
ELECTRICITY	電費	\$11,684.00	\$13,313.00	\$11,242.00	\$11,579.00	\$12,991.00	\$12,805.00	\$12,292.00	\$13,194.00	\$12,985.00	\$12,203.00	\$124,288.00
LEGAL FEE	訴訟費	\$0.00	\$0.00	\$0.00	\$0.00	\$0.00	\$0.00	\$0.00	\$0.00	\$0.00	\$0.00	\$0.00
MAINTENANCE, REPAIR & INSTALLATION	保養維修											
CONCRETE AND SCAFFOLDING	外牆維修及搭棚	\$0.00	\$0.00	\$0.00	\$0.00	\$0.00	\$0.00	\$0.00	\$0.00	\$0.00	\$0.00	\$0.00
DRAINAGE, ELECTRICALS & PUMPS	水電保養維修	\$2,419.00	\$1,529.10	\$0.00	\$6,904.00	\$945.77	\$28.00	\$4,234.00	\$52.00	\$48.00	\$1,253.87	\$17,413.74
SECURITY SYSTEM	保安系統	\$1,375.00	\$1,375.00	\$1,375.00	\$1,375.00	\$3,825.00	\$1,375.00	\$1,375.00	\$6,460.00	\$1,375.00	\$1,375.00	\$21,285.00
FIRE FIGHTING SYSTEM	消防保養	\$0.00	\$0.00	\$0.00	\$0.00	\$2,800.00	\$0.00	\$0.00	\$0.00	\$0.00	\$0.00	\$2,800.00
MANAGER'S REMUNERATION 4%	管理酬金 4%	\$2,481.58	\$2,511.14	\$2,442.14	\$2,678.04	\$2,707.95	\$2,430.78	\$2,990.44	\$2,669.90	\$2,443.79	\$2,481.05	\$25,836.81
MAINTENANCE FUND 11%	維修基金 11%	\$6,824.35	\$6,905.65	\$6,715.89	\$7,364.60	\$7,446.87	\$6,684.65	\$8,223.71	\$7,342.21	\$6,720.43	\$6,822.89	\$71,051.25
SECURITY GUARD SERVICE CHARGES	保安費	\$23,579.00	\$23,579.00	\$23,579.00	\$23,579.00	\$23,579.00	\$23,579.00	\$23,579.00	\$23,579.00	\$23,579.00	\$23,579.00	\$235,790.00
PEST CONTROL	殺蟲滅鼠	\$0.00	\$0.00	\$0.00	\$0.00	\$0.00	\$0.00	\$0.00	\$0.00	\$0.00	\$0.00	\$0.00
PRINTING AND STATIONERY	印刷及廣告費	\$0.00	\$0.00	\$0.00	\$0.00	\$0.00	\$0.00	\$0.00	\$0.00	\$0.00	\$598.40	\$598.40
STAFF COST ALLOCATION	人力成本調配	\$6,682.00	\$6,682.00	\$6,682.00	\$6,682.00	\$6,682.00	\$6,682.00	\$6,682.00	\$6,682.00	\$6,682.00	\$6,682.00	\$66,820.00
SUNDRY EXPENSES	什項支出	\$0.00	\$0.00	\$1,875.00	\$43.70	\$400.76	\$0.00	\$10,298.50	(\$34.50)	\$90.86	\$0.00	\$12,674.32
TELEPHONE	電話費	\$765.00	\$765.00	\$765.00	\$765.00	\$939.80	\$765.00	\$765.00	\$834.00	\$799.50	\$799.50	\$7,962.80
WATER FEE	水費	\$0.00	\$0.00	\$0.00	\$487.70	\$0.00	\$0.00	\$0.00	\$429.40	\$0.00	\$0.00	\$917.10
TOTAL EXPENSES	總支出	<u>\$104,055.68</u>	<u>\$109,537.77</u>	<u>\$109,898.84</u>	<u>\$124,016.18</u>	<u>\$112,279.32</u>	<u>\$109,128.85</u>	<u>\$122,575.27</u>	<u>\$114,031.46</u>	<u>\$103,003.12</u>	<u>\$111,899.02</u>	<u>\$1,120,425.51</u>
SURPLUS / (DEFICIT) FOR THE PERIOD	本期盈餘(赤字)	\$35,438.72	\$29,156.63	\$29,795.56	\$14,278.22	\$26,215.08	\$30,565.55	\$16,119.13	\$31,076.02	\$38,432.06	\$30,323.63	\$281,400.60
SURPLUS / (DEFICIT) B/F	承上結存	\$2,195,387.61	\$2,230,826.33	\$2,259,982.96	\$2,289,778.52	\$2,304,056.74	\$2,330,271.82	\$2,360,837.37	\$2,376,956.50	\$2,408,032.52	\$2,446,464.58	\$2,195,387.61
ACCUM.SURPLUS / (DEFICIT) C/F	累積盈餘(赤字)	<u>\$2,230,826.33</u>	<u>\$2,259,982.96</u>	<u>\$2,289,778.52</u>	<u>\$2,304,056.74</u>	<u>\$2,330,271.82</u>	<u>\$2,360,837.37</u>	<u>\$2,376,956.50</u>	<u>\$2,408,032.52</u>	<u>\$2,446,464.58</u>	<u>\$2,476,788.21</u>	<u>\$2,476,788.21</u>



T.L.60  
**H. K. GARDEN - COMMERCIAL COMPLEX** 豪景花園 - 商場  
**STATEMENT OF COMPREHENSIVE INCOME** 收支報告表  
**(FORMERLY KNOWN AS INCOME & EXPENDITURE ACCOUNT)**

		Jan-22 (一月)	Feb-22 (二月)	Mar-22 (三月)	Apr-22 (四月)	May-22 (五月)	Jun-22 (六月)	Jul-22 (七月)	Aug-22 (八月)	Sep-22 (九月)	Oct-22 (十月)	1-10/2022 TOTAL總計
<b>INCOME:</b>	收入											
MANAGEMENT FEE RECEIVED	管理費收入	\$177,606.00	\$177,606.00	\$177,606.00	\$177,606.00	\$177,606.00	\$177,606.00	\$177,606.00	\$177,606.00	\$177,606.00	\$177,606.00	\$1,776,060.00
LESS: SINKING FUND	減: 儲備基金	(\$8,880.30)	(\$8,880.30)	(\$8,880.30)	(\$8,880.30)	(\$8,880.30)	(\$8,880.30)	(\$8,880.30)	(\$8,880.30)	(\$8,880.30)	(\$8,880.30)	(\$88,803.00)
TELECOM STATION INCOME	電訊台收入	\$77,470.00	\$77,470.00	\$77,470.00	\$77,470.00	\$77,470.00	\$77,470.00	\$77,470.00	\$77,470.00	\$77,470.00	\$77,470.00	\$774,700.00
LESS: PROPERTY TAX OF TELECOM	減: 電訊物業稅	\$0.00	\$0.00	\$0.00	\$0.00	\$0.00	\$0.00	\$0.00	\$0.00	(\$27,888.40)	\$0.00	(\$27,888.40)
INSURANCE AND OTHER COMPENSATION	保險及其他賠償	\$0.00	\$0.00	\$0.00	\$0.00	\$0.00	\$0.00	\$0.00	\$0.00	\$0.00	\$8,000.00	\$8,000.00
SUNDRY INCOME	什項收入	\$0.00	\$0.00	\$0.00	\$0.00	\$0.00	\$0.00	\$0.00	\$0.00	\$0.00	\$0.00	\$0.00
		<u>\$246,195.70</u>	<u>\$246,195.70</u>	<u>\$246,195.70</u>	<u>\$246,195.70</u>	<u>\$246,195.70</u>	<u>\$246,195.70</u>	<u>\$246,195.70</u>	<u>\$246,195.70</u>	<u>\$218,307.30</u>	<u>\$254,195.70</u>	<u>\$2,442,068.60</u>
<b>EXPENSES:</b>	減: 支出											
APPORTIONMENT OF GARDEN EXPENSE	公共費用之分攤	\$2,190.42	\$2,500.61	\$2,657.63	\$3,148.84	\$2,305.29	\$2,627.94	\$2,450.90	\$2,495.89	\$2,192.68	\$2,716.66	\$25,286.86
AUDITORS REMUNERATION	核數費	\$0.00	\$0.00	\$0.00	\$0.00	\$0.00	\$0.00	\$0.00	\$0.00	\$0.00	\$0.00	\$0.00
AIR CONDITION SYSTEM	冷氣系統	\$6,500.00	\$8,400.00	\$6,500.00	\$6,500.00	\$6,500.00	\$6,500.00	\$6,500.00	\$104,600.00	\$6,500.00	\$6,500.00	\$165,000.00
GOVERNMENT RENT/RATES	地租/差餉	\$8,001.00	\$0.00	\$0.00	\$7,371.00	\$0.00	\$0.00	\$7,371.00	\$0.00	\$0.00	\$7,371.00	\$30,114.00
CONSULTING FEE	諮詢費	\$0.00	\$0.00	\$0.00	\$0.00	\$0.00	\$0.00	\$0.00	\$0.00	\$0.00	\$0.00	\$0.00
CLEANING EXPENSES	清潔費	\$48,849.00	\$51,789.00	\$48,849.00	\$51,789.00	\$48,849.00	\$48,849.00	\$51,005.00	\$48,849.00	\$48,849.00	\$51,005.00	\$498,682.00
DEBRIS REMOVAL CHARGES	清泥頭費	\$0.00	\$0.00	\$0.00	\$0.00	\$0.00	\$0.00	\$0.00	\$0.00	\$0.00	\$0.00	\$0.00
ELECTRICITY	電費	\$27,369.69	\$25,602.67	\$26,176.69	\$35,132.35	\$34,594.69	\$34,718.35	\$36,887.69	\$37,428.69	\$41,565.35	\$41,001.69	\$340,477.86
FESTIVAL DECORATION EXPENSES	節日裝飾	\$0.00	\$0.00	\$0.00	\$0.00	\$693.00	\$0.00	\$0.00	\$3,280.00	\$0.00	\$0.00	\$3,973.00
FURNITURE, FIXTURES & EQUIPMENT	商場設備	\$0.00	\$0.00	\$0.00	\$0.00	\$0.00	\$0.00	\$0.00	\$0.00	\$0.00	\$0.00	\$0.00
GENERATOR	發電機	\$800.00	\$800.00	\$800.00	\$4,540.00	\$800.00	\$800.00	\$800.00	\$800.00	\$800.00	\$800.00	\$11,740.00
MAINTENANCE, REPAIR & INSTALLATION	保養維修											
CONCRETE AND SCAFFOLDING	外牆維修及搭棚	\$0.00	\$0.00	\$0.00	\$0.00	\$0.00	\$0.00	\$0.00	\$0.00	\$0.00	\$0.00	\$0.00
DRAINAGE, ELECTRICALS & PUMPS	水電保養維修	\$4,184.00	\$0.00	\$330.00	\$1,208.00	\$128.00	\$20.00	\$519.00	\$162,930.00	\$0.00	\$460.00	\$169,779.00
SECURITY SYSTEM	保安系統	\$0.00	\$0.00	\$0.00	\$0.00	\$0.00	\$0.00	\$0.00	\$0.00	\$0.00	\$0.00	\$0.00
FIRE FIGHTING SYSTEM	消防保養	\$2,265.00	\$0.00	\$0.00	\$2,340.00	\$0.00	\$38,000.00	\$2,340.00	\$0.00	\$2,340.00	\$0.00	\$47,285.00
LIFTS	升降機	\$26,027.00	\$26,027.00	\$26,027.00	\$26,027.00	\$26,027.00	\$27,127.00	\$26,027.00	\$37,527.00	\$26,027.00	\$26,027.00	\$272,870.00
MANAGER'S REMUNERATION 4%	管理酬金 4%	\$6,849.47	\$6,502.34	\$6,236.91	\$7,354.20	\$6,629.46	\$8,170.11	\$7,221.22	\$17,806.85	\$6,932.89	\$7,274.61	\$80,978.06
MAINTENANCE FUND 11%	維修基金 11%	\$18,836.04	\$17,881.44	\$17,151.50	\$20,224.06	\$18,231.01	\$22,467.79	\$19,858.35	\$48,968.82	\$19,065.46	\$20,005.18	\$222,689.65
PEST CONTROL	殺蟲滅鼠	\$0.00	\$0.00	\$0.00	\$0.00	\$0.00	\$0.00	\$0.00	\$0.00	\$0.00	\$0.00	\$0.00
PRINTING AND STATIONERY	印刷及廣告費	\$0.00	\$0.00	\$0.00	\$0.00	\$0.00	\$0.00	\$0.00	\$0.00	\$0.00	\$0.00	\$0.00
SECURITY GUARD SERVICE CHARGES	保安費	\$47,158.00	\$47,158.00	\$47,158.00	\$47,158.00	\$47,158.00	\$47,158.00	\$47,158.00	\$47,158.00	\$47,158.00	\$47,158.00	\$471,580.00
SUNDRY EXPENSES	什項支出	\$0.00	\$1,062.00	\$0.00	\$1,677.71	\$932.57	\$0.00	\$1,839.73	\$2,515.44	\$0.00	\$0.00	\$8,027.45
TRAVELLING	交通費	\$0.00	\$0.00	\$0.00	\$0.00	\$0.00	\$0.00	\$0.00	\$0.00	\$0.00	\$0.00	\$0.00
TELEPHONE	電話費	\$83.00	\$83.00	\$82.00	\$112.00	\$54.20	\$82.80	\$83.00	\$83.00	\$83.00	\$82.00	\$828.00
WAGES / SALARIES	薪金	\$0.00	\$0.00	\$0.00	\$0.00	\$0.00	\$0.00	\$0.00	\$0.00	\$0.00	\$0.00	\$0.00
MANDATORY PROVIDENT FUND	強積金	\$0.00	\$0.00	\$0.00	\$0.00	\$0.00	\$0.00	\$0.00	\$0.00	\$0.00	\$0.00	\$0.00
WATER FEE	水費	\$0.00	\$1,636.90	\$0.00	\$0.00	\$0.00	\$997.50	\$0.00	\$0.00	\$0.00	\$1,460.60	\$4,095.00
TOTAL EXPENSES	總支出	<u>\$199,112.62</u>	<u>\$189,442.96</u>	<u>\$181,968.73</u>	<u>\$214,582.16</u>	<u>\$192,902.22</u>	<u>\$237,518.49</u>	<u>\$210,060.89</u>	<u>\$514,442.69</u>	<u>\$201,513.38</u>	<u>\$211,861.74</u>	<u>\$2,353,405.88</u>
SURPLUS / (DEFICIT) FOR THE PERIOD	本期盈餘/(赤字)	\$47,083.08	\$56,752.74	\$64,226.97	\$31,613.54	\$53,293.48	\$8,677.21	\$36,134.81	(\$268,246.99)	\$16,793.92	\$42,333.96	\$88,662.72
SURPLUS / (DEFICIT) B/F	承上結存	\$937,510.96	\$984,594.04	\$1,041,346.78	\$1,105,573.75	\$1,137,187.29	\$1,190,480.77	\$1,199,157.98	\$1,235,292.79	\$967,045.80	\$983,839.72	\$937,510.96
ACCUM.SURPLUS / (DEFICIT) C/F	累積盈餘/(赤字)	<u>\$984,594.04</u>	<u>\$1,041,346.78</u>	<u>\$1,105,573.75</u>	<u>\$1,137,187.29</u>	<u>\$1,190,480.77</u>	<u>\$1,199,157.98</u>	<u>\$1,235,292.79</u>	<u>\$967,045.80</u>	<u>\$983,839.72</u>	<u>\$1,026,173.68</u>	<u>\$1,026,173.68</u>



T.L.60  
HONG KONG GARDENS  
COMMON AREA (ESTATE), BLK(1 - 28) & C.P.(A, B, C & D)  
STATEMENT OF COMPREHENSIVE INCOME  
(FORMERLY KNOWN AS INCOME & EXPENDITURE ACCOUNT)

豪景花園  
全苑, 第1-28座, 車場A-D  
收支報告表

		Jan-22 (一月)	Feb-22 (二月)	Mar-22 (三月)	Apr-22 (四月)	May-22 (五月)	Jun-22 (六月)	Jul-22 (七月)	Aug-22 (八月)	Sep-22 (九月)	Oct-22 (十月)	1-10/2022 TOTAL總計
INCOME:	收入											
MANAGEMENT FEE RECEIVED	管理費收入	\$4,999,581.00	\$4,999,581.00	\$4,760,191.00	\$4,760,191.00	\$4,912,851.00	\$4,999,581.00	\$4,999,581.00	\$4,999,581.00	\$4,999,581.00	\$4,999,581.00	\$49,430,300.00
LESS: SINKING FUND	減: 儲備基金	(\$249,979.05)	(\$249,979.05)	(\$238,009.55)	(\$238,009.55)	(\$245,642.55)	(\$249,979.05)	(\$249,979.05)	(\$249,979.05)	(\$249,979.05)	(\$249,979.05)	(\$2,471,515.00)
TENNIS & SQUASH COURT INCOME	網球、壁球場收入	\$3,190.00	(\$60.00)	\$0.00	\$6,750.00	\$19,185.00	\$19,565.00	\$19,535.00	\$19,215.00	\$16,865.00	\$18,700.00	\$122,945.00
SWIMMING POOL INCOME	泳池收入	\$0.00	\$0.00	\$0.00	\$0.00	\$0.00	\$31,434.00	\$49,517.00	\$29,303.00	\$11,366.00	\$0.00	\$121,620.00
TELECOM STATION INCOME	電訊台收入	\$15,000.00	\$15,000.00	\$15,000.00	\$15,000.00	\$15,000.00	\$15,000.00	\$15,000.00	\$15,000.00	\$15,000.00	\$15,000.00	\$150,000.00
LESS: PROPERTY TAX OF TELECOM	減: 電訊物業稅	\$0.00	\$0.00	\$0.00	\$0.00	\$0.00	\$0.00	\$0.00	\$0.00	\$0.00	\$0.00	\$0.00
INSURANCE AND OTHER COMPENSATION	保險及其他賠償	\$300.00	\$3,800.00	\$300.00	\$9,800.00	\$0.00	\$0.00	\$0.00	\$11,500.00	\$900.00	\$6,507.87	\$33,107.87
BANK INTEREST RECEIVED	銀行利息收入	\$568.07	\$562.78	\$679.95	\$699.86	\$778.31	\$778.35	\$0.00	\$1,404.84	\$914.06	\$2,504.39	\$8,890.61
INTEREST RECEIVED	利息收入	\$0.00	\$0.00	\$0.00	\$0.00	\$0.00	\$0.00	\$0.00	\$0.00	\$0.00	\$0.00	\$0.00
SUNDRY INCOME	什項收入	\$27,382.35	\$10,238.90	\$17,005.65	\$28,347.05	\$14,065.15	\$19,244.30	\$24,325.00	\$55,936.87	\$30,658.47	\$41,282.47	\$268,486.21
		\$4,796,042.37	\$4,779,143.63	\$4,555,167.05	\$4,582,778.36	\$4,716,236.91	\$4,835,623.60	\$4,857,978.95	\$4,881,961.66	\$4,825,305.48	\$4,833,596.68	\$47,663,834.69
AUDITORS REMUNERATION	核數費	\$0.00	\$0.00	\$0.00	\$0.00	\$0.00	\$0.00	\$0.00	\$0.00	\$0.00	\$0.00	\$0.00
BANK CHARGES	銀行費用	\$4,817.80	\$4,002.70	\$4,655.80	\$4,666.60	\$4,674.40	\$5,146.20	\$5,412.00	\$5,296.40	\$4,864.50	\$4,876.00	\$48,412.40
CARPARK EQUIPMENT	車場設備	\$0.00	\$0.00	\$0.00	\$0.00	\$0.00	\$0.00	\$0.00	\$50.43	\$0.00	\$0.00	\$50.43
COMMITTEE'S EXPENSES	業主會開支費用	\$0.00	\$0.00	\$0.00	\$0.00	\$0.00	\$0.00	\$0.00	\$0.00	\$0.00	\$0.00	\$0.00
GOVERNMENT RENT/RATES	地租/差餉	\$900.00	\$0.00	\$0.00	\$1,350.00	\$0.00	\$0.00	\$1,350.00	\$0.00	\$0.00	\$1,350.00	\$4,950.00
CLEANING EXPENSES	清潔費	\$679,603.00	\$676,363.00	\$684,175.00	\$661,119.00	\$678,883.00	\$677,875.00	\$677,875.00	\$680,041.21	\$677,875.00	\$708,081.00	\$6,801,890.21
DEBRIS REMOVAL CHG.	清泥頭費	\$0.00	\$0.00	\$0.00	\$0.00	\$0.00	\$0.00	\$0.00	\$0.00	\$0.00	\$0.00	\$0.00
ELECTRICITY	電費	\$301,952.31	\$322,644.33	\$277,285.31	\$298,790.65	\$341,091.31	\$375,208.65	\$374,986.31	\$410,151.31	\$400,041.65	\$369,736.31	\$3,471,888.14
FESTIVAL DECORATION EXPENSES	節日裝飾	\$159.00	\$0.00	\$0.00	\$18,470.00	\$0.00	\$0.00	\$0.00	\$2,453.64	\$0.00	\$66,000.00	\$87,082.64
GARDENING EXPENSES	園藝種植	\$13,848.00	\$12,584.00	\$13,608.00	\$26,084.00	\$21,104.00	\$15,767.00	\$15,578.00	\$17,608.00	\$13,120.00	\$25,749.00	\$175,050.00
INSURANCE	保險費	\$0.00	\$0.00	\$0.00	\$736,871.46	\$0.00	\$0.00	\$26,026.00	\$185.37	\$0.00	\$344.20	\$763,427.03
LEGAL FEE	訴訟費	\$1,104.00	\$1,104.00	\$1,104.00	\$1,104.00	\$1,104.00	\$1,104.00	\$1,104.00	(\$74,796.00)	\$1,104.00	\$1,104.00	(\$64,860.00)
MAINTENANCE, REPAIR & INSTALLATION	保養維修											
CONCRETE AND SCAFFOLDING	外牆維修及搭棚	\$0.00	\$150,895.00	\$43,256.00	\$0.00	\$5,050.00	\$149,862.00	\$224,596.00	\$158,865.00	\$42,547.00	\$66,550.00	\$841,621.00
DRAINAGE, ELECTRICALS & PUMPS	水電保養維修	\$95,887.00	\$27,748.57	\$726,732.00	\$174,459.50	\$125,017.58	\$77,568.00	\$427,055.41	\$317,971.36	\$22,769.00	\$72,209.50	\$2,067,417.92
SECURITY SYSTEM / SMATV SYM	保安系統/衛星電視	\$15,020.00	\$49,020.00	\$18,800.00	\$19,300.00	\$19,300.00	\$35,970.00	\$39,015.00	\$35,640.00	\$206,920.00	\$24,220.00	\$478,325.00
FIRE FIGHTING SYSTEM	消防保養	\$2,265.00	\$0.00	\$0.00	\$8,140.00	\$2,800.00	\$0.00	\$20,240.00	\$0.00	\$2,340.00	\$1,300.00	\$37,085.00
LIFTS	升降機	\$238,270.00	\$238,270.00	\$238,270.00	\$263,980.00	\$238,270.00	\$270,680.00	\$258,070.00	\$297,270.00	\$238,270.00	\$238,270.00	\$2,519,620.00
SWIMMING POOL EXPENSES	泳池費	\$5,900.00	\$5,900.00	\$7,532.00	\$5,900.00	\$17,500.00	\$60,400.90	\$166,432.00	\$161,369.93	\$113,845.60	\$20,050.00	\$564,830.43
MANAGER'S REMUNERATION 4%	管理酬金 4%	\$165,813.84	\$180,966.41	\$189,530.25	\$200,758.13	\$171,644.43	\$192,089.07	\$204,213.95	\$198,209.35	\$168,960.37	\$190,831.47	\$1,863,017.27
MAINTENANCE FUND 11%	維修基金 11%	\$246,897.14	\$261,022.61	\$269,646.59	\$251,377.89	\$251,701.90	\$273,949.30	\$321,280.48	\$303,349.19	\$253,228.29	\$263,218.78	\$2,695,672.17
PEST CONTROL	殺蟲滅鼠	\$12,290.00	\$12,290.00	\$12,290.00	\$12,930.00	\$12,290.00	\$12,290.00	\$12,290.00	\$12,290.00	\$12,290.00	\$12,290.00	\$124,100.00
PRINTING AND STATIONERY	印刷及廣告費	\$4,382.31	\$5,096.11	\$5,107.73	\$10,045.08	\$5,453.13	\$13,761.14	\$10,771.59	\$16,484.34	\$4,559.10	\$12,194.82	\$87,855.35
RENTAL EXPENSES	管理處租金	\$42,932.00	\$42,252.00	\$42,252.00	\$42,252.00	\$42,252.00	\$42,252.00	\$44,052.00	\$42,252.00	\$41,300.00	\$43,622.00	\$425,418.00
SECURITY GUARD SERVICE CHARGES	保安費	\$2,056,337.00	\$2,056,337.00	\$1,973,095.20	\$2,059,837.00	\$2,056,337.00	\$2,056,337.00	\$1,996,798.20	\$1,957,057.00	\$2,056,337.00	\$2,056,337.00	\$20,324,809.40
SUNDRY EXPENSES	什項支出	\$25,308.70	\$23,029.75	\$70,034.45	\$36,747.85	\$54,283.93	\$50,577.85	\$57,631.43	\$40,996.01	\$26,897.92	\$36,687.16	\$422,195.05
TELEPHONE	電話費	\$11,095.15	\$11,510.00	\$11,489.34	\$11,918.07	\$11,532.64	\$11,395.80	\$11,467.00	\$11,839.00	\$11,534.00	\$11,432.00	\$115,213.00
UNIFORM	制服費	\$0.00	\$0.00	\$9,825.00	\$5,515.00	\$0.00	\$24.00	\$149.00	\$5,000.00	\$0.00	\$0.00	\$20,513.00
WAGES/SALARIES	薪金	\$606,564.21	\$575,363.74	\$571,247.94	\$591,060.95	\$610,793.72	\$600,648.06	\$708,268.13	\$650,000.33	\$504,401.51	\$603,864.82	\$6,022,213.41
MANDATORY PROVIDENT FUND	強積金	\$26,709.53	\$26,330.49	\$27,496.10	\$25,747.38	\$26,703.87	\$25,808.27	\$29,556.57	\$30,000.00	\$25,633.47	\$25,645.49	\$269,631.17
WATER FEE	水費	\$0.00	\$283,420.30	\$0.00	\$2,664.60	\$0.00	\$316,505.60	\$0.00	\$5,928.50	\$58.10	\$358,113.10	\$966,690.20
TOTAL EXPENSES	總支出	\$4,558,055.99	\$4,966,150.01	\$5,197,432.71	\$5,471,089.16	\$4,714,456.91	\$5,268,264.84	\$5,630,843.07	\$5,456,792.37	\$4,646,196.51	\$5,224,836.65	\$51,134,118.22
SURPLUS / (DEFICIT) FOR THE PERIOD	本期盈餘/(赤字)	\$237,986.38	(\$187,006.38)	(\$642,265.66)	(\$888,310.80)	\$1,780.00	(\$432,641.24)	(\$772,864.12)	(\$574,830.71)	\$179,108.97	(\$391,239.97)	(\$3,470,283.53)
APPORTIONMENT OF GARDEN EXPENSES TO COM.COMPLEX & FIRST OWNER	屋苑公眾位費用分配 給商場及大業主	\$60,642.98	\$69,230.70	\$73,578.06	\$87,177.36	\$63,823.27	\$72,756.04	\$67,854.58	\$69,100.15	\$60,705.62	\$75,212.30	\$700,081.06
CONTRIBUTION COLLECTED	已收集資	\$4,800.00	\$0.00	\$139,200.00	\$24,000.00	\$3,200.00	\$30,400.00	\$178,885.00	\$36,089.00	\$10,367.00	\$43,271.00	\$470,212.00
SURPLUS / (DEFICIT) B/F	承上結存	\$3,027,186.31	\$3,330,615.67	\$3,212,839.99	\$2,783,352.39	\$2,006,218.95	\$2,075,022.22	\$1,745,537.02	\$1,219,412.48	\$749,770.92	\$999,952.51	\$3,027,186.31
ACCUM.SURPLUS / (DEFICIT) C/F	累積盈餘/(赤字)	\$3,330,615.67	\$3,212,839.99	\$2,783,352.39	\$2,006,218.95	\$2,075,022.22	\$1,745,537.02	\$1,219,412.48	\$749,770.92	\$999,952.51	\$727,195.84	\$727,195.84



T.L.60  
HONG KONG GARDENS - ESTATE  
SUPPLEMENTARY NOTES

豪景花園- 全苑  
備註

Oct-2022

1. Festival Decoration Expenses	節日裝飾	淘寶購買全苑用節日燈飾撥款		\$66,000.00
---------------------------------	------	---------------	--	-------------

Aug-2022

1. Security System / SMATV System	保安系統/衛星電視	7-9座後山路徑加裝紅外線微波人體探測器	\$79,080.00	
		全苑安裝套裝CCTV監察系統及屋苑系統保養,第一期50%(2022年度)	\$31,660.00	
		D車場行人路2支攝錄鏡頭及警告訊息轉至27座	\$5,210.00	\$115,950.00
2. Swimming Pool Expenses	泳池費	B車場天台泳池掃口代工費	\$38,500.00	
		心池1號水泵更換損壞止回閥,3號缸六位制及購買其他配件	\$18,869.93	
		8月泳池保養及救生員服務費	\$104,000.00	\$161,369.93

Jul-2022

1. Insurance	保險費	27/4/2022-26/4/2023 法團委員管理責任保險		\$26,026.00
2. Security System / SMATV System	保安系統/衛星電視	5座地下外圍加裝CCTV鏡頭1支	\$2,450.00	
		安裝全苑流動CCTV系統及上網服務費	\$10,670.00	\$13,120.00
3. Swimming Pool Expenses	泳池費	B泳池循環系統維修,更換10個E27損壞池底燈及兒童池損壞水泵	\$41,042.00	
		10/9/22-9/9/23 3個泳池牌照費	\$10,140.00	
		7月泳池保養及救生員服務費	\$115,250.00	\$166,432.00

Jun-2022

1. Sundry Expenses	什項支出	保安公司第十一年牌照年費#118-003-016113-7	\$14,650.00	
		防疫用品: 99%消毒火酒,地墊及其他	\$14,551.95	\$29,201.95

May-2022

1. Drainage, Electricals & Pumps	水電保養維修	頭圍安裝欄杆	\$44,000.00	
		蜘蛛車第2期保養費	\$4,300.00	
		8-10,16,18及24座外圍安裝100W泛光射燈及其他	\$8,777.00	\$57,077.00

Apr-2022

1. Insurance	保險費	1/1/2022-31/12/2022 保險費		\$736,871.46
2. Drainage, Electricals & Pumps	水電保養維修	16至18座後山鐵線圍欄安裝支撐杆及頭圍安裝圍欄連門	\$76,000.00	
		19座地下外圍小橋流水修補損壞麻石圍牆	\$11,500.00	
		其他	\$12,513.50	\$100,013.50

Mar-2022

1. Drainage, Electricals & Pumps	水電保養維修	15座C幢地下乒乓檯位置,11,12,19-21座後山,安裝圍欄工程	\$301,000.00	
		全苑公共設施(欄杆,燈柱,休息亭及村巴士)油漆翻新代工費及油漆費	\$171,160.00	
		其他	\$1,740.00	\$473,900.00
2. Sundry Expenses	什項支出	防疫用品: 99%消毒火酒,口罩及檢測棒100盒	\$21,860.00	
		管理處網路連接儲存(NAS)3TB故障救回資料工作	\$10,000.00	
		其他	\$7,929.09	\$39,789.09

Feb-2022

1. Security System / SMATV System	保安系統/衛星電視	17座CCTV系統8分割轉16分割及加裝鏡頭攤分	\$10,900.00	
		18座CCTV系統8分割轉16分割及加裝鏡頭攤分	\$9,700.00	\$20,600.00
	電費	由2022年1月起上調電費5.8%		



T.L.60  
HONG KONG GARDENS - BLOCK 1  
SUPPLEMENTARY NOTES

豪景花園第一座  
備註

Sept-2022

1. Contribution Collected	已收集資	1座外牆維修集資 09/2022收到3戶@\$1600 (尚餘0戶未交)		\$4,800.00
---------------------------	------	--------------------------------------	--	------------

Aug-2022

1. Contribution Collected	已收集資	1座外牆維修集資 08/2022收到15戶@\$1600 (尚餘3戶未交)		\$24,000.00
---------------------------	------	---------------------------------------	--	-------------

Jun-2022

1. Contribution Collected	已收集資	1座外牆維修集資 06/2022收到19戶@\$1600 (尚餘18戶未交)		\$30,400.00
---------------------------	------	--	--	-------------

May-2022

1. Contribution Collected	已收集資	1座外牆維修集資 05/2022收到2戶@\$1600 (尚餘37戶未交)		\$3,200.00
---------------------------	------	---------------------------------------	--	------------

Apr-2022

1. Expenditure by Maintenance Fund	動用維修基金	5座消防泵房對出搭建臨時明喉工程		\$2,093.72
------------------------------------	--------	------------------	--	------------

2. Contribution Collected	已收集資	1座外牆維修集資 4/2022收到15戶@\$1600 (尚餘39戶未交)		\$24,000.00
---------------------------	------	---------------------------------------	--	-------------

Mar-2022

1. Expenditure by Maintenance Fund	動用維修基金	藍閘對出馬路更換滲漏地底喉管工程	\$2,971.81	
		5座消防泵房對出更換消防入水喉管工程	<u>\$7,807.19</u>	\$10,779.00

2. Drainage, Electricals & Pumps	水電保養維修	1座更換防盜架及加裝刀片棘線代工費	\$14,700.00	
		其他	<u>\$700.00</u>	\$15,400.00

3. Contribution Collected	已收集資	1座外牆維修集資 1-3/2022收到90戶@\$1600 (尚餘54戶未交)		\$144,000.00
---------------------------	------	---	--	--------------

電費		<u>由2022年1月起上調電費5.8%</u>		
----	--	--------------------------	--	--



T.L.60  
HONG KONG GARDENS - BLOCK 2  
SUPPLEMENTARY NOTES

豪景花園第二座  
備註

Apr-2022

1. Expenditure by Maintenance Fund	動用維修基金	5座消防泵房對出搭建臨時明喉工程		\$2,093.72
------------------------------------	--------	------------------	--	------------

Mar-2022

1. Expenditure by Maintenance Fund	動用維修基金	藍閘對出馬路更換滲漏地底喉管工程	\$2,971.81	
		5座消防泵房對出更換消防入水喉管工程	<u>\$7,807.19</u>	\$10,779.00

2. Drainage, Electricals & Pumps	水電保養維修	2座更換防盜架及加裝刀片棘線代工費		\$14,700.00
----------------------------------	--------	-------------------	--	-------------

電費	<u>由2022年1月起上調電費5.8%</u>			
----	--------------------------	--	--	--





T.L.60  
HONG KONG GARDENS - BLOCK 3  
SUPPLEMENTARY NOTES

豪景花園第三座  
備註

Apr-2022

1. Expenditure by Maintenance Fund	動用維修基金	5座消防泵房對出搭建臨時明喉工程		\$2,041.37
------------------------------------	--------	------------------	--	------------

Mar-2022

1. Expenditure by Maintenance Fund	動用維修基金	藍閘對出馬路更換滲漏地底喉管工程	\$2,897.51	
		5座消防泵房對出更換消防入水喉管工程	\$7,612.01	\$10,509.52

2. Drainage, Electricals & Pumps	水電保養維修	3座更換防盜架及加裝刀片棘線代工費		\$16,800.00
----------------------------------	--------	-------------------	--	-------------

電費		<u>由2022年1月起上調電費5.8%</u>		
----	--	--------------------------	--	--



T.L.60  
HONG KONG GARDENS - BLOCK 4  
SUPPLEMENTARY NOTES

豪景花園第四座  
備註

Oct-2022

1. Contribution Collected	已收集資	4座赤字集資 10/2022收到17戶 (尚餘26戶未交)		\$21,596.00
---------------------------	------	-------------------------------	--	-------------

Sept-2022

1. Contribution Collected	已收集資	4座赤字集資 09/2022收到2戶 (尚餘43戶未交)		\$2,966.00
---------------------------	------	------------------------------	--	------------

Aug-2022

1. Contribution Collected	已收集資	4座赤字集資 08/2022收到2戶 (尚餘45戶未交)		\$2,552.00
---------------------------	------	------------------------------	--	------------

Jul-2022

1. Contribution Collected	已收集資	4座赤字集資 07/2022收到61戶 (尚餘47戶未交)		\$86,983.00
---------------------------	------	-------------------------------	--	-------------

Jun-2022

1. Security System	保安系統	4座更換舊CCTV,安裝16分割新系統 2022年6月4座公天線系統保養服務	\$16,725.00 \$340.00	\$17,065.00
--------------------	------	---	-------------------------	-------------

Apr-2022

1. Expenditure by Maintenance Fund	動用維修基金	5座消防泵房對出搭建臨時明喉工程		\$2,041.37
------------------------------------	--------	------------------	--	------------

Mar-2022

1. Expenditure by Maintenance Fund	動用維修基金	藍閘對出馬路更換滲漏地底喉管工程 5座消防泵房對出更換消防入水喉管工程	\$2,897.51 \$7,612.01	\$10,509.52
------------------------------------	--------	--	--------------------------	-------------

2. Drainage, Electricals & Pumps	水電保養維修	4座更換防盜架及加裝刀片棘線代工費 其他	\$16,800.00 \$1,300.00	\$18,100.00
----------------------------------	--------	-------------------------	---------------------------	-------------

電費		由2022年1月起上調電費5.8%		
----	--	-------------------	--	--



T.L.60  
HONG KONG GARDENS - BLOCK 5  
SUPPLEMENTARY NOTES

豪景花園第五座  
備註

Jun-2022

1. Lifts	升降機	5座10號升降機更換地下門外不銹鋼地體 2022年6月份升降機保養費及安全証費用	\$12,000.00 \$7,080.00	\$19,080.00
----------	-----	---	---------------------------	-------------

Apr-2022

1. Expenditure by Maintenance Fund	動用維修基金	5座消防泵房對出搭建臨時明喉工程		\$2,558.99
------------------------------------	--------	------------------	--	------------

Mar-2022

1. Expenditure by Maintenance Fund	動用維修基金	藍閘對出馬路更換滲漏地底喉管工程 5座消防泵房對出更換消防入水喉管工程	\$3,632.21 \$9,542.12	\$13,174.33
------------------------------------	--------	--	--------------------------	-------------

2. Drainage, Electricals & Pumps	水電保養維修	5座更換防盜架及加裝刀片棘線代工費 5座地下大堂更換玻璃門上軸及地較工程	\$14,700.00 \$7,200.00	\$21,900.00
----------------------------------	--------	---	---------------------------	-------------

電費  
由2022年1月起上調電費5.8%



T.L.60  
HONG KONG GARDENS - BLOCK 6  
SUPPLEMENTARY NOTES

豪景花園第六座  
備註

Oct-2022

1. Contribution Collected	已收集資	6座赤字集資 10/2022收到25戶@\$867 (尚餘31戶未交)		\$21,675.00
---------------------------	------	-------------------------------------	--	-------------

Sept-2022

1. Contribution Collected	已收集資	6座赤字集資 09/2022收到3戶@\$867 (尚餘56戶未交)		\$2,601.00
---------------------------	------	------------------------------------	--	------------

Aug-2022

1. Contribution Collected	已收集資	6座赤字集資 08/2022收到11戶@\$867 (尚餘59戶未交)		\$9,537.00
---------------------------	------	-------------------------------------	--	------------

2. Drainage, Electricals & Pumps	水電保養維修	6座地下泵房更換損壞食水泵	\$12,700.00	
		其他	\$100.00	\$12,800.00

Jul-2022

1. Contribution Collected	已收集資	6座赤字集資 07/2022收到106戶@\$867 (尚餘70戶未交)		\$91,902.00
---------------------------	------	--------------------------------------	--	-------------

Apr-2022

1. Expenditure by Maintenance Fund	動用維修基金	5座消防泵房對出搭建臨時明喉工程		\$2,558.99
------------------------------------	--------	------------------	--	------------

Mar-2022

1. Expenditure by Maintenance Fund	動用維修基金	藍閘對出馬路更換滲漏地底喉管工程	\$3,632.21	
		5座消防泵房對出更換消防入水喉管工程	\$9,542.12	\$13,174.33

電費		由2022年1月起上調電費5.8%		
----	--	-------------------	--	--



T.L.60  
HONG KONG GARDENS - BLOCK 7  
SUPPLEMENTARY NOTES

豪景花園第七座  
備註

Aug-2022

1. Legal Fee	訴訟費	2018年核數調整 - 訴訟費			(\$10,000.00)
--------------	-----	-----------------	--	--	---------------

Jul-2022

1. Drainage, Electricals & Pumps	水電保養維修	7座地下泵房更換廁水泵及代工費	\$19,066.67		
		其他	\$8,340.00		\$27,406.67

May-2022

1. Drainage, Electricals & Pumps	水電保養維修	7座泵房更換損壞三匹高福加壓泵1台	\$11,600.00		
		其他	\$2,452.50		\$14,052.50

Apr-2022

1. Expenditure by Maintenance Fund	動用維修基金	5座消防泵房對出搭建臨時明喉工程			\$3,454.63
------------------------------------	--------	------------------	--	--	------------

Mar-2022

1. Expenditure by Maintenance Fund	動用維修基金	藍閘對出馬路更換滲漏地底喉管工程	\$4,903.48		
		5座消防泵房對出更換消防入水喉管工程	\$12,881.86		\$17,785.34

電費

由2022年1月起上調電費5.8%



T.L.60  
HONG KONG GARDENS - BLOCK 8  
SUPPLEMENTARY NOTES

豪景花園第八座  
備註

Aug-2022

1. Drainage, Electricals & Pumps	水電保養維修	8座22樓走廊天花A,F及F廳門口天花滲漏,進行打針工程 8座天台B梯更換鉛水鐵防煙門	\$12,500.00 <u>\$19,000.00</u>	\$31,500.00
----------------------------------	--------	--	-----------------------------------	-------------

Apr-2022

1. Expenditure by Maintenance Fund	動用維修基金	5座消防泵房對出搭建臨時明喉工程		\$3,454.63
------------------------------------	--------	------------------	--	------------

Mar-2022

1. Expenditure by Maintenance Fund	動用維修基金	藍閘對出馬路更換滲漏地底喉管工程 5座消防泵房對出更換消防入水喉管工程	\$4,903.48 <u>\$12,881.86</u>	\$17,785.34
------------------------------------	--------	--	----------------------------------	-------------

電費	<u>由2022年1月起上調電費5.8%</u>			
----	--------------------------	--	--	--



T.L.60  
HONG KONG GARDENS - BLOCK 9  
SUPPLEMENTARY NOTES

豪景花園第九座  
備註

Apr-2022

1. Expenditure by Sinking Fund

動用儲備基金

5座消防泵房對出搭建臨時明喉工程

\$3,454.63

Mar-2022

1. Expenditure by Sinking Fund

動用儲備基金

藍閘對出馬路更換滲漏地底喉管工程  
5座消防泵房對出更換消防入水喉管工程

\$4,903.48

\$12,881.86

\$17,785.34

電費

由2022年1月起上調電費5.8%



T.L.60  
HONG KONG GARDENS - BLOCK 10  
SUPPLEMENTARY NOTES

豪景花園第十座  
備註

Apr-2022

1. Expenditure by Maintenance Fund	動用維修基金	5座消防泵房對出搭建臨時明喉工程		\$3,454.63
------------------------------------	--------	------------------	--	------------

Mar-2022

1. Expenditure by Maintenance Fund	動用維修基金	藍閘對出馬路更換滲漏地底喉管工程	\$4,903.48	
		5座消防泵房對出更換消防入水喉管工程	<u>\$12,881.86</u>	\$17,785.34

2. Drainage, Electricals & Pumps	水電保養維修	10座更換防盜架及加裝刀片棘線代工費		\$10,500.00
----------------------------------	--------	--------------------	--	-------------

電費	<u>由2022年1月起上調電費5.8%</u>			
----	--------------------------	--	--	--





T.L.60  
HONG KONG GARDENS - BLOCK 11  
SUPPLEMENTARY NOTES

豪景花園第十一座  
備註

Aug-2022

1. Legal Fee	訴訟費	2018年核數調整 - 訴訟費		(\$10,000.00)
2. Drainage, Electricals & Pumps	水電保養維修	11座地下泵房更換損壞食水泵1個及代工費 其他	\$17,735.00 \$122.00	\$17,857.00

Apr-2022

1. Expenditure by Maintenance Fund	動用維修基金	5座消防泵房對出搭建臨時明喉工程		\$3,454.63
2. Lifts	升降機	11座維修10號升降機(13/12/2021因爆喉致水浸) 2022年4月份升降機保養費	\$25,710.00 \$9,060.00	\$34,770.00

Mar-2022

1. Expenditure by Maintenance Fund	動用維修基金	藍關對出馬路更換滲漏地底喉管工程 5座消防泵房對出更換消防入水喉管工程	\$4,903.48 \$12,881.86	\$17,785.34
2. Drainage, Electricals & Pumps	水電保養維修	11座更換防盜架及加裝刀片棘線代工費		\$10,500.00
	電費	由2022年1月起上調電費5.8%		



T.L.60  
HONG KONG GARDENS - BLOCK 12  
SUPPLEMENTARY NOTES

豪景花園 第十二座  
備註

Apr-2022

1. Expenditure by Maintenance Fund	動用維修基金	5座消防泵房對出搭建臨時明喉工程		\$3,454.63
------------------------------------	--------	------------------	--	------------

Mar-2022

1. Expenditure by Maintenance Fund	動用維修基金	藍閘對出馬路更換滲漏地底喉管工程	\$4,903.48	
		5座消防泵房對出更換消防入水喉管工程	<u>\$12,881.86</u>	\$17,785.34

電費  
由2022年1月起上調電費5.8%



T.L.60  
HONG KONG GARDENS - BLOCK 13  
SUPPLEMENTARY NOTES

豪景花園 第十三座  
備註

Apr-2022

1. Expenditure by Maintenance Fund	動用維修基金	5座消防泵房對出搭建臨時明喉工程		\$1,465.60
------------------------------------	--------	------------------	--	------------

Mar-2022

1. Expenditure by Maintenance Fund	動用維修基金	藍閘對出馬路更換滲漏地底喉管工程	\$2,080.27	
		5座消防泵房對出更換消防入水喉管工程	\$5,465.03	\$7,545.30

2. Drainage, Electricals & Pumps	水電保養維修	13座更換防盜架及加裝刀片棘線代工費	\$16,800.00	
		13座提取庫存物料:更換高福牌5匹上水泵1個	\$15,510.00	
		其他	\$183.00	\$32,493.00

電費  
由2022年1月起上調電費5.8%



T.L.60  
HONG KONG GARDENS - BLOCK 14  
SUPPLEMENTARY NOTES

豪景花園 第十四座  
備註

May-2022

1. Drainage, Electricals & Pumps	水電保養維修	14座地下E & F室更換外牆煤氣喉 其他	\$15,000.00 \$15.00	\$15,015.00
----------------------------------	--------	--------------------------	------------------------	-------------

Apr-2022

1. Expenditure by Maintenance Fund	動用維修基金	5座消防泵房對出搭建臨時明喉工程		\$1,465.60
------------------------------------	--------	------------------	--	------------

Mar-2022

1. Expenditure by Maintenance Fund	動用維修基金	藍閘對出馬路更換滲漏地底喉管工程 5座消防泵房對出更換消防入水喉管工程	\$2,080.27 \$5,465.03	\$7,545.30
------------------------------------	--------	--	--------------------------	------------

2. Drainage, Electricals & Pumps	水電保養維修	14座更換防盜架及加裝刀片棘線代工費		\$16,800.00
	電費	<u>由2022年1月起上調電費5.8%</u>		



T.L.60  
HONG KONG GARDENS - BLOCK 15  
SUPPLEMENTARY NOTES

豪景花園 第十五座  
備註

Jul-2022

1. Expenditure by Maintenance Fund	動用維修基金	15座地下更換損壞食水喉工程		\$564,220.00
------------------------------------	--------	----------------	--	--------------

Jun-2022

1. Drainage, Electricals & Pumps	水電保養維修	五金物料: 15座地下重鋪泵房對出行人路用物料		\$12,170.00
----------------------------------	--------	-------------------------	--	-------------

Apr-2022

1. Expenditure by Maintenance Fund	動用維修基金	5座消防泵房對出搭建臨時明喉工程		\$1,430.71
------------------------------------	--------	------------------	--	------------

Mar-2022

1. Expenditure by Maintenance Fund	動用維修基金	藍閘對出馬路更換滲漏地底喉管工程	\$2,030.74	
		5座消防泵房對出更換消防入水喉管工程	\$5,334.91	\$7,365.65

電費		<u>由2022年1月起上調電費5.8%</u>		
----	--	--------------------------	--	--



T.L.60  
HONG KONG GARDENS - BLOCK 16  
SUPPLEMENTARY NOTES

豪景花園 第十六座  
備註

Oct-2022

1. Expenditure by Maintenance Fund	動用維修基金	16座地下泵房更換食水泵控制箱		\$26,300.00
------------------------------------	--------	-----------------	--	-------------

Apr-2022

1. Expenditure by Maintenance Fund	動用維修基金	5座消防泵房對出搭建臨時明喉工程		\$2,867.23
------------------------------------	--------	------------------	--	------------

Mar-2022

1. Expenditure by Maintenance Fund	動用維修基金	藍閘對出馬路更換滲漏地底喉管工程	\$4,069.73	
		5座消防泵房對出更換消防入水喉管工程	<u>\$10,691.51</u>	\$14,761.24
	電費	<u>由2022年1月起上調電費5.8%</u>		



T.L.60  
HONG KONG GARDENS - BLOCK 17  
SUPPLEMENTARY NOTES

豪景花園 第十七座  
備註

Oct-2022

1. Expenditure by Maintenance Fund	動用維修基金	17座地下泵房更換食水泵控制箱		\$26,300.00
------------------------------------	--------	-----------------	--	-------------

Jul-2022

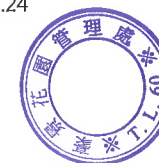
1. Drainage, Electricals & Pumps	水電保養維修	17座地下天井新做煙囪及地井,接駁至污水喉	\$73,000.00	
		17座地下泵房更換廁水泵工程	\$25,200.00	
		其他	\$4,261.00	\$102,461.00

Apr-2022

1. Expenditure by Maintenance Fund	動用維修基金	5座消防泵房對出搭建臨時明喉工程		\$2,867.23
------------------------------------	--------	------------------	--	------------

Mar-2022

1. Expenditure by Maintenance Fund	動用維修基金	藍閘對出馬路更換滲漏地底喉管工程	\$4,069.73	
		5座消防泵房對出更換消防入水喉管工程	\$10,691.51	\$14,761.24
	電費	<u>由2022年1月起上調電費5.8%</u>		



T.L.60  
HONG KONG GARDENS - BLOCK 18  
SUPPLEMENTARY NOTES

豪景花園 第十八座  
備註

Oct-2022

1. Expenditure by Maintenance Fund	動用維修基金	18座地下泵房更換食水泵控制箱		\$26,300.00
------------------------------------	--------	-----------------	--	-------------

Aug-2022

1. Legal Fee	訴訟費	2018年核數調整 - 訴訟費		(\$10,000.00)
--------------	-----	-----------------	--	---------------

Jul-2022

1. Drainage, Electricals & Pumps	水電保養維修	18座地下天井新做煙囪及地井,接駁至污水喉	\$73,000.00	
		其他	\$4,931.00	\$77,931.00

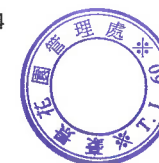
Apr-2022

1. Expenditure by Maintenance Fund	動用維修基金	5座消防泵房對出搭建臨時明喉工程		\$2,867.23
------------------------------------	--------	------------------	--	------------

Mar-2022

1. Expenditure by Maintenance Fund	動用維修基金	藍閘對出馬路更換滲漏地底喉管工程	\$4,069.73	
		5座消防泵房對出更換消防入水喉管工程	\$10,691.51	\$14,761.24

電費		<u>由2022年1月起上調電費5.8%</u>		
----	--	--------------------------	--	--





T.L.60

HONG KONG GARDENS - BLOCK 19  
SUPPLEMENTARY NOTES

豪景花園 第十九座  
備註

Oct-2022

1. Expenditure by Maintenance Fund	動用維修基金	19座地下泵房更換食水泵控制箱		\$26,300.00
------------------------------------	--------	-----------------	--	-------------

Aug-2022

1. Drainage, Electricals & Pumps	水電保養維修	19座地下泵房更換損壞食水泵代工費 其他	\$26,500.00 \$8,135.50	\$34,635.50
----------------------------------	--------	-------------------------	---------------------------	-------------

Jul-2022

1. Lifts	升降機	19座13號傷殘升降台更換電池 2022年7月份升降機保養費	\$9,900.00 \$10,472.73	\$20,372.73
----------	-----	-----------------------------------	---------------------------	-------------

Apr-2022

1. Expenditure by Maintenance Fund	動用維修基金	5座消防泵房對出搭建臨時明喉工程		\$2,867.23
------------------------------------	--------	------------------	--	------------

Mar-2022

1. Expenditure by Maintenance Fund	動用維修基金	藍閘對出馬路更換滲漏地底喉管工程 5座消防泵房對出更換消防入水喉管工程	\$4,069.73 \$10,691.51	\$14,761.24
------------------------------------	--------	--	---------------------------	-------------

2. Drainage, Electricals & Pumps	水電保養維修	19座更換防盜架及加裝刀片棘線代工費 19座地下泵房加裝減壓制(隔膜式控制閥) 19座地下泵房更換損壞食水泵配件	\$6,300.00 \$22,230.00 \$2,966.00	\$31,496.00
----------------------------------	--------	--	---	-------------

電費		<u>由2022年1月起上調電費5.8%</u>		
----	--	--------------------------	--	--



T.L.60  
HONG KONG GARDENS - BLOCK 20  
SUPPLEMENTARY NOTES      豪景花園 第二十座  
備註

Oct-2022

1. Expenditure by Maintenance Fund	動用維修基金	20座地下泵房更換食水泵控制箱		\$26,300.00
------------------------------------	--------	-----------------	--	-------------

Aug-2022

1. Legal Fee	訴訟費	2018年核數調整 - 訴訟費		(\$10,000.00)
2. Drainage, Electricals & Pumps	水電保養維修	Superpower - 20座地下泵房更換損壞食水泵1個及代工費 其他	\$22,252.50 \$5,231.50	\$27,484.00

Jul-2022


1. Drainage, Electricals & Pumps	水電保養維修	20座大堂購買/更換1部"樂信"分體冷氣機及雲石飾面工程代工 維修外牆公喉及污水喉搭棚工程 其他	\$24,280.00 \$11,060.00 \$4,899.00	\$40,239.00
2. Fire Fighting System	消防保養	20座更換天台B梯損壞防煙門工程		\$14,500.00

Apr-2022

1. Expenditure by Maintenance Fund	動用維修基金	5座消防泵房對出搭建臨時明喉工程		\$2,867.23
------------------------------------	--------	------------------	--	------------

Mar-2022

1. Expenditure by Maintenance Fund	動用維修基金	藍閘對出馬路更換滲漏地底喉管工程 5座消防泵房對出更換消防入水喉管工程	\$4,069.73 \$10,691.51	\$14,761.24
	電費	由2022年1月起上調電費5.8%		



T.L.60  
HONG KONG GARDENS - BLOCK 21  
SUPPLEMENTARY NOTES

豪景花園 第二十一座  
備註

Oct-2022

1. Expenditure by Maintenance Fund	動用維修基金	21座地下泵房更換食水泵控制箱		\$26,300.00
------------------------------------	--------	-----------------	--	-------------

Aug-2022

1. Drainage, Electricals & Pumps	水電保養維修	21座天台泵房食水泵安裝變頻器,100公升恒壓鼓各2個及代工費 其他	\$36,635.00 \$8,980.50	\$45,615.50
----------------------------------	--------	---------------------------------------	---------------------------	-------------

Jul-2022

1. Drainage, Electricals & Pumps	水電保養維修	21座地下泵房更換廁水泵 其他	\$19,000.00 \$4,276.00	\$23,276.00
----------------------------------	--------	--------------------	---------------------------	-------------

2. Lifts	升降機	21座17號傷殘升降台更換電池 2022年7月份升降機保養費	\$9,900.00 \$10,472.73	\$20,372.73
----------	-----	-----------------------------------	---------------------------	-------------


Apr-2022

1. Expenditure by Maintenance Fund	動用維修基金	5座消防泵房對出搭建臨時明喉工程 21座對出行人路更換消防喉管工程	\$2,867.23 \$88,820.00	\$91,687.23
------------------------------------	--------	--------------------------------------	---------------------------	-------------

Mar-2022

1. Expenditure by Maintenance Fund	動用維修基金	藍閘對出馬路更換滲漏地底喉管工程 5座消防泵房對出更換消防入水喉管工程	\$4,069.73 \$10,691.51	\$14,761.24
------------------------------------	--------	--	---------------------------	-------------

電費		由2022年1月起上調電費5.8%		
----	--	-------------------	--	--



T.L.60  
HONG KONG GARDENS - BLOCK 22  
SUPPLEMENTARY NOTES

豪景花園 第二十二座  
備註

Oct-2022

1. Expenditure by Maintenance Fund	動用維修基金	22座地下泵房更換食水泵控制箱		\$26,300.00
------------------------------------	--------	-----------------	--	-------------

Jul-2022

1. Drainage, Electricals & Pumps	水電保養維修	22座地下泵房更換廁水泵	\$17,300.00	
		其他	\$1,942.00	\$19,242.00

Apr-2022

1. Expenditure by Maintenance Fund	動用維修基金	5座消防泵房對出搭建臨時明喉工程		\$2,303.09
------------------------------------	--------	------------------	--	------------

Mar-2022

1. Expenditure by Maintenance Fund	動用維修基金	藍剛對出馬路更換滲漏地底喉管工程	\$3,268.99	
		5座消防泵房對出更換消防入水喉管工程	\$8,587.91	\$11,856.90

電費	由2022年1月起上調電費5.8%			
----	-------------------	--	--	--



T.L.60  
HONG KONG GARDENS - BLOCK 23  
SUPPLEMENTARY NOTES

豪景花園 第二十三座  
備註

Apr-2022

1. Expenditure by Maintenance Fund

動用維修基金

5座消防泵房對出搭建臨時明喉工程

\$2,198.40

Mar-2022

1. Expenditure by Maintenance Fund

動用維修基金

藍閘對出馬路更換滲漏地底喉管工程  
5座消防泵房對出更換消防入水喉管工程

\$3,120.40

\$8,197.55

\$11,317.95

電費

由2022年1月起上調電費5.8%



T.L.60  
HONG KONG GARDENS - BLOCK 24  
SUPPLEMENTARY NOTES

豪景花園 第二十四座  
備註

Oct-2022

1. Expenditure by Maintenance Fund	動用維修基金	24座地下泵房更換食水泵控制箱		\$26,300.00
------------------------------------	--------	-----------------	--	-------------

Aug-2022

1. Legal Fee	訴訟費	24座樓層公眾走廊審核圖則顧問服務-草擬合約 2018年核數調整 - 訴訟費	\$1,000.00 (\$20,000.00)	(\$19,000.00)
--------------	-----	---	-----------------------------	---------------

Apr-2022

1. Expenditure by Maintenance Fund	動用維修基金	5座消防泵房對出搭建臨時明喉工程 24座外圍更換消防喉管及食水喉管工程	\$2,093.72 \$187,280.00	\$189,373.72
------------------------------------	--------	--	----------------------------	--------------

Mar-2022

1. Expenditure by Maintenance Fund	動用維修基金	藍閘對出馬路更換滲漏地底喉管工程 5座消防泵房對出更換消防入水喉管工程	\$2,971.81 \$7,807.19	\$10,779.00
------------------------------------	--------	--	--------------------------	-------------

電費		<u>由2022年1月起上調電費5.8%</u>		
----	--	--------------------------	--	--



T.L.60  
HONG KONG GARDENS - BLOCK 25  
SUPPLEMENTARY NOTES

豪景花園 第二十五座  
備註

Oct-2022

1. Expenditure by Maintenance Fund	動用維修基金	25座地下泵房更換食水泵控制箱		\$26,300.00
------------------------------------	--------	-----------------	--	-------------

Aug-2022

1. Drainage, Electricals & Pumps	水電保養維修	25座地下泵房更換損壞食水泵	\$12,700.00	
		其他	\$3,862.00	\$16,562.00

Apr-2022

1. Expenditure by Maintenance Fund	動用維修基金	5座消防泵房對出搭建臨時明喉工程		\$2,303.09
------------------------------------	--------	------------------	--	------------

Mar-2022

1. Expenditure by Maintenance Fund	動用維修基金	藍閘對出馬路更換滲漏地底喉管工程	\$3,268.99	
		5座消防泵房對出更換消防入水喉管工程	\$8,587.91	\$11,856.90

Feb-2022

1. Drainage, Electricals & Pumps	水電保養維修	25座天台1號食水更換1台損壞加壓泵(高福三匹)	\$10,900.00	
		其他	\$20.00	\$10,920.00

電費		由2022年1月起上調電費5.8%		
----	--	-------------------	--	--



T.L.60  
HONG KONG GARDENS - BLOCK 26  
SUPPLEMENTARY NOTES

豪景花園 第二十六座  
備註

1. Legal Fee

訴訟費

26座樓層公眾走廊審核圖則顧問服務-草擬合約  
2018年核數調整-訴訟費

\$1,000.00

(\$10,000.00)

(\$9,000.00)

Apr-2022

1. Expenditure by Maintenance Fund

動用維修基金

5座消防泵房對出搭建臨時明喉工程

\$2,198.40

Mar-2022

1. Expenditure by Maintenance Fund

動用維修基金

藍閘對出馬路更換滲漏地底喉管工程  
5座消防泵房對出更換消防入水喉管工程

\$3,120.40

\$8,197.55

\$11,317.95

電費

由2022年1月起上調電費5.8%





T.L.60  
HONG KONG GARDENS - BLOCK 27  
SUPPLEMENTARY NOTES

豪景花園 第二十七座  
備註

Oct-2022

1. Expenditure by Maintenance Fund	動用維修基金	27座地下泵房更換食水泵控制箱		\$26,300.00
------------------------------------	--------	-----------------	--	-------------

Aug-2022

1. Lifts	升降機	27座1號升降機更換機頂損壞冷氣機	\$29,500.00	
		2022年8月份升降機保養費	<u>\$11,500.00</u>	\$41,000.00

Jul-2022

1. Drainage, Electricals & Pumps	水電保養維修	27座地下泵房更換廁水泵	\$17,300.00	
		其他	<u>\$5,193.00</u>	\$22,493.00

Apr-2022

1. Expenditure by Maintenance Fund	動用維修基金	5座消防泵房對出搭建臨時明喉工程		\$2,198.40
------------------------------------	--------	------------------	--	------------

Mar-2022

1. Expenditure by Maintenance Fund	動用維修基金	藍閘對出馬路更換滲漏地底喉管工程	\$3,120.40	
		5座消防泵房對出更換消防入水喉管工程	\$8,197.55	
		27座外圍食水閘制井,喉管還原及更換廁水閘制及工程	\$103,439.00	
		27座外圍更換食水喉管,回填及還原路面工程	<u>\$277,955.00</u>	\$392,711.95

電費		<u>由2022年1月起上調電費5.8%</u>		
----	--	--------------------------	--	--



T.L.60  
HONG KONG GARDENS - BLOCK 28  
SUPPLEMENTARY NOTES

豪景花園 第二十八座  
備註

Oct-2022

1. Expenditure by Maintenance Fund	動用維修基金	28座地下泵房更換食水泵控制箱		\$26,300.00
------------------------------------	--------	-----------------	--	-------------

Aug-2022

1. Sundry Income	什項收入	4/20-8/22欠管理費利息及入稟小額行政費,釘契費		\$25,779.00
------------------	------	-----------------------------	--	-------------

2. Drainage, Electricals & Pumps	水電保養維修	28座地下泵房更換損壞廁水泵代工費	\$10,070.00	
		其他	\$1,103.00	\$11,173.00

3. Lifts	升降機	27座1號升降機更換機頂損壞冷氣機	\$29,500.00	
			\$11,500.00	\$41,000.00

Jul-2022

1. Drainage, Electricals & Pumps	水電保養維修	28座地下泵房更換廁水泵	\$17,300.00	
		其他	\$4,381.33	\$21,681.33

Apr-2022

1. Expenditure by Maintenance Fund	動用維修基金	5座消防泵房對出搭建臨時明喉工程		\$2,093.72
------------------------------------	--------	------------------	--	------------

Mar-2022

1. Expenditure by Maintenance Fund	動用維修基金	藍閘對出馬路更換滲漏地底喉管工程,16/9/21	\$2,971.81	
		5座消防泵房對出更換消防入水喉管工程	\$7,807.19	\$10,779.00

電費  
由2022年1月起上調電費5.8%



T.L.60  
HONG KONG GARDENS - CARPARK A  
SUPPLEMENTARY NOTES

豪景花園車場 A  
備註

Jun-2022

1. Lifts	升降機	A車場L13升降機更換地下門外不銹鋼地砵 2022年6月份升降機保養費及安全証費用	\$12,000.00 \$3,280.00	\$15,280.00
----------	-----	--	---------------------------	-------------

Apr-2022

1. Expenditure by Maintenance Fund	動用維修基金	5座消防泵房對出搭建臨時明喉工程		\$1,036.68
------------------------------------	--------	------------------	--	------------

Mar-2022

1. Expenditure by Maintenance Fund	動用維修基金	藍閘對出馬路更換滲漏地底喉管工程,16/9/21 5座消防泵房對出更換消防入水喉管工程	\$1,471.46 \$3,865.64	\$5,337.10
------------------------------------	--------	--	--------------------------	------------

電費  
由2022年1月起上調電費5.8%



T.L.60  
HONG KONG GARDENS - CARPARK B  
SUPPLEMENTARY NOTES

豪景花園車場 B  
備註

Aug-2022

1. Drainage, Electricals & Pumps	水電保養維修	B2100至102更換喉管(泳池沙缸駁雨水渠) B2182至185更換雨水渠喉管 /其他	\$24,500.00 \$27,028.00	\$51,528.00
----------------------------------	--------	---	----------------------------	-------------

Jul-2022

1. Sundry Expenses	什項支出	中國平安 -保險墊底費18/10/21車位天花石屎剝落		\$10,000.00
--------------------	------	-----------------------------	--	-------------

Apr-2022

1. Expenditure by Maintenance Fund	動用維修基金	5座消防泵房對出搭建臨時明喉工程		\$828.76
------------------------------------	--------	------------------	--	----------

Mar-2022

1. Expenditure by Maintenance Fund	動用維修基金	藍閘對出馬路更換滲漏地底喉管工程,16/9/21 5座消防泵房對出更換消防入水喉管工程	\$1,176.33 \$3,090.35	\$4,266.68
2. Drainage, Electricals & Pumps	水電保養維修	B0173 & 0127中間車路天花士波令工程		\$17,000.00
	電費	<u>由2022年1月起上調電費5.8%</u>		



T.L.60  
HONG KONG GARDENS - CARPARK C  
SUPPLEMENTARY NOTES

豪景花園車場 C  
備註

Apr-2022

1. Expenditure by Maintenance Fund	動用維修基金	5座消防泵房對出搭建臨時明喉工程		\$946.53
------------------------------------	--------	------------------	--	----------

Mar-2022

1. Expenditure by Maintenance Fund	動用維修基金	藍閘對出馬路更換滲漏地底喉管工程,16/9/21	\$1,343.50	
		5座消防泵房對出更換消防入水喉管工程	\$3,529.50	\$4,873.00

電費	由2022年1月起上調電費5.8%			
----	-------------------	--	--	--



T.L.60  
HONG KONG GARDENS - CARPARK D  
SUPPLEMENTARY NOTES

豪景花園車場 D  
備註

Jul-2022

1. Sundry Expenses

什項支出

保險賠償,車位11/5/22因天花石屎剝落使車輛損毀  
其他

\$10,000.00

\$298.50

\$10,298.50

Apr-2022

1. Expenditure by Maintenance Fund

動用維修基金

5座消防泵房對出搭建臨時明喉工程

\$1,302.76

Mar-2022

1. Expenditure by Maintenance Fund

動用維修基金

藍閘對出馬路更換滲漏地底喉管工程,16/9/21  
5座消防泵房對出更換消防入水喉管工程

\$1,849.13

\$4,857.81

\$6,706.94

電費

由2022年1月起上調電費5.8%



T.L.60

H. K. GARDEN - COMMERCIAL COMPLEX 豪景花園 - 商場  
SUPPLEMENTARY NOTES 備註

Aug-2022

1. Drainage, Electricals & Pumps	水電保養維修	商場地下大堂玻璃門維修工程	\$29,830.00	
		商場總污水排水渠井更換2台三相潛水泵工程	\$78,000.00	
		商場公眾固定電力裝置定期檢查及維修(WR2)	\$45,000.00	
		6/1 & 22/1/2022商場總排水渠淤塞吸渣及通渠服務 / 其他	\$10,100.00	\$162,930.00
2. Lifts	升降機	機電署實務守則“升降機特定保養工作”(L1)	\$11,500.00	
		商場8月1-3號扶手電梯及1號升降機保養	\$26,027.00	\$37,527.00
3. Air Condition System	冷氣系統	商場緊急搭棚接駁天台水塔散熱風扇電源,維修及清洗工程	\$47,000.00	
		商場天台更換1號冷氣水泵工程	\$17,100.00	
		商場緊急維修22號舖前走廊天花冷氣系統供水喉工程	\$28,000.00	
		商場女廁更換3匹分體式冷氣機電子板工程/8月商場冷氣機及水質保養	\$12,500.00	\$104,600.00

Jun-2022

1. Fire Fighting System	消防保養	商場消防指令(FSDFS143022007)進行實地視察及提供改善方案		\$38,000.00
-------------------------	------	-------------------------------------	--	-------------

Apr-2022

1. Expenditure by Maintenance Fund	動用維修基金	5座消防泵房對出搭建臨時明喉工程		\$87.24
------------------------------------	--------	------------------	--	---------

Mar-2022

1. Expenditure by Maintenance Fund	動用維修基金	藍閘對出馬路更換滲漏地底喉管工程,16/9/21	\$123.83	
		5座消防泵房對出更換消防入水喉管工程	\$325.30	\$449.13

電費

由2022年1月起上調電費5.8%



APPORTIONMENT OF GARDENS EXPENSES 公共費用之分攤			Jan-22 (一月)	Feb-22 (二月)	Mar-22 (三月)	Apr-22 (四月)	May-22 (五月)	Jun-22 (六月)	Jul-22 (七月)	Aug-22 (八月)	Sep-22 (九月)	Oct-22 (十月)	1-10/2022 TOTAL總計
BLK 1	1440 SHARES	第一座	(\$52,570.04)	(\$60,014.55)	(\$63,783.18)	(\$75,572.11)	(\$55,326.97)	(\$63,070.58)	(\$58,821.63)	(\$59,901.37)	(\$52,624.35)	(\$65,199.87)	(\$606,884.65)
BLK 2	1440 SHARES	第二座	(\$52,570.04)	(\$60,014.55)	(\$63,783.18)	(\$75,572.11)	(\$55,326.97)	(\$63,070.58)	(\$58,821.63)	(\$59,901.37)	(\$52,624.35)	(\$65,199.87)	(\$606,884.65)
BLK 3	1404 SHARES	第三座	(\$51,255.79)	(\$58,514.18)	(\$62,188.60)	(\$73,682.80)	(\$53,943.80)	(\$61,493.82)	(\$57,351.09)	(\$58,403.84)	(\$51,308.74)	(\$63,569.87)	(\$591,712.53)
BLK 4	1404 SHARES	第四座	(\$51,255.79)	(\$58,514.18)	(\$62,188.60)	(\$73,682.80)	(\$53,943.80)	(\$61,493.82)	(\$57,351.09)	(\$58,403.84)	(\$51,308.74)	(\$63,569.87)	(\$591,712.53)
BLK 5	1760 SHARES	第五座	(\$64,252.28)	(\$73,351.11)	(\$77,957.22)	(\$92,365.91)	(\$67,621.85)	(\$77,086.27)	(\$71,893.10)	(\$73,212.79)	(\$64,318.65)	(\$79,688.73)	(\$741,747.91)
BLK 6	1760 SHARES	第六座	(\$64,252.28)	(\$73,351.11)	(\$77,957.22)	(\$92,365.91)	(\$67,621.85)	(\$77,086.27)	(\$71,893.10)	(\$73,212.79)	(\$64,318.65)	(\$79,688.73)	(\$741,747.91)
BLK 7	2376 SHARES	第七座	(\$86,740.57)	(\$99,024.00)	(\$105,242.25)	(\$124,693.97)	(\$91,289.50)	(\$104,066.46)	(\$97,055.68)	(\$98,837.27)	(\$86,830.18)	(\$107,579.78)	(\$1,001,359.66)
BLK 8	2376 SHARES	第八座	(\$86,740.57)	(\$99,024.00)	(\$105,242.25)	(\$124,693.97)	(\$91,289.50)	(\$104,066.46)	(\$97,055.68)	(\$98,837.27)	(\$86,830.18)	(\$107,579.78)	(\$1,001,359.66)
BLK 9	2376 SHARES	第九座	(\$86,740.57)	(\$99,024.00)	(\$105,242.25)	(\$124,693.97)	(\$91,289.50)	(\$104,066.46)	(\$97,055.68)	(\$98,837.27)	(\$86,830.18)	(\$107,579.78)	(\$1,001,359.66)
BLK 10	2376 SHARES	第十座	(\$86,740.57)	(\$99,024.00)	(\$105,242.25)	(\$124,693.97)	(\$91,289.50)	(\$104,066.46)	(\$97,055.68)	(\$98,837.27)	(\$86,830.18)	(\$107,579.78)	(\$1,001,359.66)
BLK 11	2376 SHARES	第十一座	(\$86,740.57)	(\$99,024.00)	(\$105,242.25)	(\$124,693.97)	(\$91,289.50)	(\$104,066.46)	(\$97,055.68)	(\$98,837.27)	(\$86,830.18)	(\$107,579.78)	(\$1,001,359.66)
BLK 12	2376 SHARES	第十二座	(\$86,740.57)	(\$99,024.00)	(\$105,242.25)	(\$124,693.97)	(\$91,289.50)	(\$104,066.46)	(\$97,055.68)	(\$98,837.27)	(\$86,830.18)	(\$107,579.78)	(\$1,001,359.66)
BLK 13	1008 SHARES	第十三座	(\$36,799.03)	(\$42,010.18)	(\$44,648.23)	(\$52,900.47)	(\$38,728.88)	(\$44,149.41)	(\$41,175.14)	(\$41,930.96)	(\$36,837.05)	(\$45,639.91)	(\$424,819.26)
BLK 14	1008 SHARES	第十四座	(\$36,799.03)	(\$42,010.18)	(\$44,648.23)	(\$52,900.47)	(\$38,728.88)	(\$44,149.41)	(\$41,175.14)	(\$41,930.96)	(\$36,837.05)	(\$45,639.91)	(\$424,819.26)
BLK 15	984 SHARES	第十五座	(\$35,922.86)	(\$41,009.94)	(\$43,585.17)	(\$51,640.94)	(\$37,806.76)	(\$43,098.23)	(\$40,194.78)	(\$40,932.61)	(\$35,959.97)	(\$44,553.24)	(\$414,704.50)
BLK 16	1972 SHARES	第十六座	(\$71,991.75)	(\$82,186.59)	(\$87,347.52)	(\$103,491.80)	(\$75,767.21)	(\$86,371.66)	(\$80,552.95)	(\$82,031.60)	(\$72,066.12)	(\$89,287.60)	(\$831,094.80)
BLK 17	1972 SHARES	第十七座	(\$71,991.75)	(\$82,186.59)	(\$87,347.52)	(\$103,491.80)	(\$75,767.21)	(\$86,371.66)	(\$80,552.95)	(\$82,031.60)	(\$72,066.12)	(\$89,287.60)	(\$831,094.80)
BLK 18	1972 SHARES	第十八座	(\$71,991.75)	(\$82,186.59)	(\$87,347.52)	(\$103,491.80)	(\$75,767.21)	(\$86,371.66)	(\$80,552.95)	(\$82,031.60)	(\$72,066.12)	(\$89,287.60)	(\$831,094.80)
BLK 19	1972 SHARES	第十九座	(\$71,991.75)	(\$82,186.59)	(\$87,347.52)	(\$103,491.80)	(\$75,767.21)	(\$86,371.66)	(\$80,552.95)	(\$82,031.60)	(\$72,066.12)	(\$89,287.60)	(\$831,094.80)
BLK 20	1972 SHARES	第二十座	(\$71,991.75)	(\$82,186.59)	(\$87,347.52)	(\$103,491.80)	(\$75,767.21)	(\$86,371.66)	(\$80,552.95)	(\$82,031.60)	(\$72,066.12)	(\$89,287.60)	(\$831,094.80)
BLK 21	1972 SHARES	第二十一座	(\$71,991.75)	(\$82,186.59)	(\$87,347.52)	(\$103,491.80)	(\$75,767.21)	(\$86,371.66)	(\$80,552.95)	(\$82,031.60)	(\$72,066.12)	(\$89,287.60)	(\$831,094.80)
BLK 22	1584 SHARES	第二十二座	(\$57,827.05)	(\$66,016.00)	(\$70,161.50)	(\$83,129.32)	(\$60,859.67)	(\$69,377.64)	(\$64,703.79)	(\$65,891.51)	(\$57,886.79)	(\$71,719.85)	(\$667,573.12)
BLK 23	1512 SHARES	第二十三座	(\$55,198.55)	(\$63,015.27)	(\$66,972.34)	(\$79,350.71)	(\$58,093.32)	(\$66,224.11)	(\$61,762.71)	(\$62,896.44)	(\$55,255.57)	(\$68,459.86)	(\$637,228.88)
BLK 24	1440 SHARES	第二十四座	(\$52,570.04)	(\$60,014.55)	(\$63,783.18)	(\$75,572.11)	(\$55,326.97)	(\$63,070.58)	(\$58,821.63)	(\$59,901.37)	(\$52,624.35)	(\$65,199.87)	(\$606,884.65)
BLK 25	1584 SHARES	第二十五座	(\$57,827.05)	(\$66,016.00)	(\$70,161.50)	(\$83,129.32)	(\$60,859.67)	(\$69,377.64)	(\$64,703.79)	(\$65,891.51)	(\$57,886.79)	(\$71,719.85)	(\$667,573.12)
BLK 26	1512 SHARES	第二十六座	(\$55,198.55)	(\$63,015.27)	(\$66,972.34)	(\$79,350.71)	(\$58,093.32)	(\$66,224.11)	(\$61,762.71)	(\$62,896.44)	(\$55,255.57)	(\$68,459.86)	(\$637,228.88)
BLK 27	1512 SHARES	第二十七座	(\$55,198.55)	(\$63,015.27)	(\$66,972.34)	(\$79,350.71)	(\$58,093.32)	(\$66,224.11)	(\$61,762.71)	(\$62,896.44)	(\$55,255.57)	(\$68,459.86)	(\$637,228.88)
BLK 28	1440 SHARES	第二十八座	(\$52,570.06)	(\$60,014.50)	(\$63,783.22)	(\$75,572.11)	(\$55,327.01)	(\$63,070.63)	(\$58,821.60)	(\$59,901.41)	(\$52,624.37)	(\$65,199.85)	(\$606,884.76)
CARPARK A	713 SHARES	車場A	(\$26,029.47)	(\$29,715.54)	(\$31,581.53)	(\$37,418.69)	(\$27,394.53)	(\$31,228.70)	(\$29,124.87)	(\$29,659.50)	(\$26,056.36)	(\$32,282.99)	(\$300,492.18)
CARPARK B	570 SHARES	車場B	(\$20,808.98)	(\$23,755.76)	(\$25,247.51)	(\$29,913.96)	(\$21,900.26)	(\$24,965.44)	(\$23,283.56)	(\$23,710.96)	(\$20,830.47)	(\$25,808.28)	(\$240,225.18)
CARPARK C	651 SHARES	車場C	(\$23,766.04)	(\$27,131.58)	(\$28,835.31)	(\$34,164.89)	(\$25,012.40)	(\$28,513.16)	(\$26,592.28)	(\$27,080.41)	(\$23,790.59)	(\$29,475.77)	(\$274,362.43)
CARPARK D	896 SHARES	車場D	(\$32,710.25)	(\$37,342.38)	(\$39,687.31)	(\$47,022.64)	(\$34,425.67)	(\$39,243.92)	(\$36,600.12)	(\$37,271.97)	(\$32,744.04)	(\$40,568.81)	(\$377,617.11)
COMMERCIAL COMPLEX FIRST OWNER	60 SHARES 3 %	商場部份 大業主	(\$2,190.42) (\$58,452.56)	(\$2,500.61) (\$66,730.09)	(\$2,657.63) (\$70,920.43)	(\$3,148.84) (\$84,028.52)	(\$2,305.29) (\$61,517.98)	(\$2,627.94) (\$70,128.10)	(\$2,450.90) (\$65,403.68)	(\$2,495.89) (\$66,604.26)	(\$2,192.68) (\$58,512.94)	(\$2,716.66) (\$72,495.64)	(\$25,286.86) (\$674,794.20)
			<u>(\$1,948,418.63)</u>	<u>(\$2,224,336.34)</u>	<u>(\$2,364,014.39)</u>	<u>(\$2,800,950.67)</u>	<u>(\$2,050,599.43)</u>	<u>(\$2,337,603.19)</u>	<u>(\$2,180,122.83)</u>	<u>(\$2,220,141.86)</u>	<u>(\$1,950,431.44)</u>	<u>(\$2,416,521.43)</u>	<u>(\$22,493,140.21)</u>
SHARES OF CONTRIBUTION:			51,770	51,770	51,770	51,770	51,770	51,770	51,770	51,770	51,770	51,770	51,770

