


**HONG KONG GARDEN
MANAGED BY T. L. 60 MGT LTD
BALANCE SHEET
(UN-AUDITED)**

**豪景花園
資產負債表
(未經審核)**

| | | 31/12/2022 | 31/12/2021 |
|---------------------------------------|---------------|-------------------------|------------------------|
| NON-CURRENT ASSETS | 非流動資產 | | |
| FIXED ASSETS | 固定資產 | \$0.00 | \$0.00 |
| UTILITY DEPOSITS | 公共按金 | \$2,114,369.56 | \$2,107,025.56 |
| | | <u>\$2,114,369.56</u> | <u>\$2,107,025.56</u> |
| CURRENT ASSETS | 流動資產 | | |
| MANAGEMENT FEE RECEIVABLES | 應收管理費 | \$1,858,929.40 | \$1,922,458.40 |
| ACCOUNTS RECEIVABLES | 應收款項 | \$1,038,456.28 | \$1,015,081.93 |
| AMOUNT DUE FROM BUILDING MANAGER | 管理公司往來賬 | \$0.00 | \$563,258.14 |
| CURRENT A/C WITH I.O. (FIXED DEPOSIT) | 法團往來賬 (定期存款) | \$50,329,436.32 | \$50,074,655.74 |
| PROVISIONAL TAX | 電訊物業稅 | \$134,548.00 | \$147,720.00 |
| CONSUMABLE INVENTORIES | 存貨結餘 | \$289,611.12 | \$106,310.08 |
| PREPAYMENT | 預付款項 | \$58,560.00 | \$42,932.00 |
| CASH BALANCE | 現金結餘 | \$293,329.00 | \$157,239.00 |
| BANK BALANCE | 銀行結餘 | \$28,825,732.16 | \$18,853,797.71 |
| | | <u>\$82,828,602.28</u> | <u>\$72,883,453.00</u> |
| CURRENT LIABILITIES | 流動負債 | | |
| ACCOUNT PAYABLE & ACCRUED EXPENSES | 應付款項 | \$14,686,204.21 | \$5,015,744.65 |
| MANAGEMENT FEE RECEIVED IN ADVANCE | 預付管理費 | \$347,354.00 | \$328,585.00 |
| TEMPORARY RECEIPT | 暫收款項 | \$548,593.10 | \$216,336.10 |
| REBATE FROM SHELL IN ADVANCE | 石油氣回贈預收款項 | \$2,062,500.00 | \$2,337,500.00 |
| DEBRIS & TELECOM SECURITY DEPOSIT | 泥按及電訊台按金 | \$2,228,904.00 | \$1,738,750.00 |
| AMOUNT DUE TO BUILDING MANAGER | 管理公司往來賬 | \$1,142,048.04 | \$0.00 |
| | | <u>\$21,015,603.35</u> | <u>\$9,636,915.75</u> |
| NET CURRENT ASSETS | 流動資產淨值 | <u>\$61,812,998.93</u> | <u>\$63,246,537.25</u> |
| NET ASSETS | 資產淨值 | <u>\$63,927,368.49</u> | <u>\$65,353,562.81</u> |
| REPRESENTED BY : | 資金分列 | | |
| MGT FEE DEP. & PUBLIC UTILITY DEP. | 管理費及公共水電按金 | \$12,736,528.00 | \$12,583,940.00 |
| SINKING FUND - DOM | 住宅儲備基金 | \$24,668,319.68 | \$22,289,819.60 |
| SINKING FUND - COM | 商場儲備基金 | \$369,045.90 | \$262,482.30 |
| SINKING FUND - C.P. | 車場儲備基金 | \$5,838,895.54 | \$5,523,125.74 |
| | | <u>\$30,876,261.12</u> | <u>\$28,075,427.64</u> |
| MAINTENANCE FUND - DOM | 住宅維修基金 | \$16,701,103.06 | \$16,195,437.56 |
| MAINTENANCE FUND - COM | 商場維修基金 | \$767,669.86 | \$509,477.39 |
| MAINTENANCE FUND - C.P. | 車場維修基金 | \$3,911,986.93 | \$4,024,582.95 |
| | | <u>\$21,380,759.85</u> | <u>\$20,729,497.90</u> |
| RETAINED SURPLUS / (LOSS) - DOM | 住宅累積盈餘 / (虧損) | (\$14,806,799.27) | (\$9,800,598.29) |
| RETAINED SURPLUS / (LOSS) - COM | 商場累積盈餘 / (虧損) | \$1,067,402.82 | \$937,510.96 |
| RETAINED SURPLUS / (LOSS) - C.P. | 車場累積盈餘 / (虧損) | \$12,673,215.97 | \$12,827,784.60 |
| | | <u>(\$1,066,180.48)</u> | <u>\$3,964,697.27</u> |
| OWNERS' EQUITY | | <u>\$63,927,368.49</u> | <u>\$65,353,562.81</u> |

For and on behalf of
T.L. 60 MANAGEMENT LIMITED


Mandy Yam / Ming Chan

Date : 07. 03. 2023



依據核數及年終調整為準
Subject to audit and year end adjustment

HONG KONG GARDEN 豪景花園
OWNERS' EQUITY AS AT 31/12/2022
31/12/2022 業主權益

| | | I.E. A/C | SINKING FUND | MAINT. FUND | TOTAL | MF/PU DEPOSIT |
|----------|-------|-------------------|-----------------|-----------------|-----------------|-----------------|
| | | 累積盈餘 / (虧損) | 儲備基金 | 維修基金 | 總計 | 管理費及 公共水電按金 |
| BLOCK 1 | 第一座 | (\$1,443,013.52) | \$720,503.43 | \$1,091,875.52 | \$369,365.43 | \$412,986.00 |
| BLOCK 2 | 第二座 | (\$1,619,949.44) | \$710,403.45 | \$1,080,606.47 | \$171,060.48 | \$434,294.00 |
| BLOCK 3 | 第三座 | (\$1,118,309.01) | \$698,882.51 | \$880,514.57 | \$461,088.07 | \$307,627.00 |
| BLOCK 4 | 第四座 | (\$1,423,676.85) | \$713,700.14 | \$897,424.80 | \$187,448.09 | \$377,537.00 |
| BLOCK 5 | 第五座 | (\$963,877.56) | \$668,369.37 | \$999,779.95 | \$704,271.76 | \$438,777.00 |
| BLOCK 6 | 第六座 | (\$1,458,382.79) | \$688,820.97 | \$1,018,587.65 | \$249,025.83 | \$439,021.00 |
| BLOCK 7 | 第七座 | (\$465,511.12) | \$694,807.21 | \$204,340.14 | \$433,636.23 | \$397,774.00 |
| BLOCK 8 | 第八座 | (\$609,174.71) | \$566,462.41 | \$205,992.95 | \$163,280.65 | \$419,585.00 |
| BLOCK 9 | 第九座 | (\$341,297.86) | \$926,733.43 | (\$108,565.50) | \$476,870.07 | \$445,727.00 |
| BLOCK 10 | 第十座 | (\$336,782.07) | \$980,579.98 | \$301,362.18 | \$945,160.09 | \$427,724.00 |
| BLOCK 11 | 第十一座 | (\$161,658.45) | \$1,157,084.98 | \$608,446.93 | \$1,603,873.46 | \$427,072.00 |
| BLOCK 12 | 第十二座 | (\$311,141.41) | \$1,109,179.98 | \$527,068.36 | \$1,325,106.93 | \$463,278.00 |
| BLOCK 13 | 第十三座 | (\$439,551.88) | \$813,225.66 | \$638,810.40 | \$1,012,484.18 | \$306,277.00 |
| BLOCK 14 | 第十四座 | (\$455,124.12) | \$818,396.06 | \$557,458.25 | \$920,730.19 | \$284,967.00 |
| BLOCK 15 | 第十五座 | \$695,434.36 | \$353,164.54 | (\$5,635.48) | \$1,042,963.42 | \$203,675.00 |
| BLOCK 16 | 第十六座 | (\$220,578.87) | \$1,024,463.62 | \$712,133.31 | \$1,516,018.06 | \$550,313.00 |
| BLOCK 17 | 第十七座 | (\$634,399.24) | \$1,048,374.12 | \$781,578.67 | \$1,195,553.55 | \$447,573.00 |
| BLOCK 18 | 第十八座 | \$249,568.22 | \$1,072,734.12 | \$701,955.02 | \$2,024,257.36 | \$467,746.00 |
| BLOCK 19 | 第十九座 | (\$673,057.46) | \$1,388,888.28 | \$516,346.15 | \$1,232,176.97 | \$459,576.00 |
| BLOCK 20 | 第二十座 | (\$1,116,041.63) | \$1,299,655.96 | \$625,216.95 | \$808,831.28 | \$473,159.00 |
| BLOCK 21 | 第二十一座 | \$1,310,123.45 | \$1,239,385.52 | \$608,924.32 | \$3,158,433.29 | \$490,719.00 |
| BLOCK 22 | 第二十二座 | (\$1,252,197.98) | \$813,874.15 | \$682,756.98 | \$244,433.15 | \$362,806.00 |
| BLOCK 23 | 第二十三座 | (\$1,393,655.75) | \$790,057.85 | \$704,399.48 | \$100,801.58 | \$308,136.00 |
| BLOCK 24 | 第二十四座 | (\$30,740.90) | \$862,613.14 | \$498,208.08 | \$1,330,080.32 | \$338,155.00 |
| BLOCK 25 | 第二十五座 | (\$865,771.04) | \$811,920.55 | \$301,751.13 | \$247,900.64 | \$320,972.00 |
| BLOCK 26 | 第二十六座 | (\$1,452,612.05) | \$798,273.03 | \$830,891.14 | \$176,552.12 | \$305,752.00 |
| BLOCK 27 | 第二十七座 | \$1,032,748.08 | \$1,010,929.63 | \$223,021.88 | \$2,266,699.59 | \$474,739.00 |
| BLOCK 28 | 第二十八座 | \$691,832.33 | \$886,835.59 | \$615,852.76 | \$2,194,520.68 | \$390,215.00 |
| | | (\$14,806,799.27) | \$24,668,319.68 | \$16,701,103.06 | \$26,562,623.47 | \$11,176,182.00 |
| CPA | 車場A | \$5,204,068.50 | \$1,388,888.60 | \$1,306,526.45 | \$7,899,483.55 | \$464,800.00 |
| CPB | 車場B | \$3,520,771.29 | \$1,589,392.00 | \$850,376.85 | \$5,960,540.14 | \$359,409.00 |
| CPC | 車場C | \$2,411,586.98 | \$1,469,834.83 | \$839,058.23 | \$4,720,480.04 | \$342,774.00 |
| CPD | 車場D | \$1,536,789.20 | \$1,390,780.11 | \$916,025.40 | \$3,843,594.71 | \$393,363.00 |
| | | \$12,673,215.97 | \$5,838,895.54 | \$3,911,986.93 | \$22,424,098.44 | \$1,560,346.00 |
| COM | 商場部份 | \$1,067,402.82 | \$369,045.90 | \$767,669.86 | \$2,204,118.58 | \$0.00 |
| | | (\$1,066,180.48) | \$30,876,261.12 | \$21,380,759.85 | \$51,190,840.49 | \$12,736,528.00 |



T.L.60
HONG KONG GARDENS - BLOCK 1 豪景花園第一座
STATEMENT OF COMPREHENSIVE INCOME 收支報告表
(FORMERLY KNOWN AS INCOME & EXPENDITURE ACCOUNT)

| | | Jan-22 (一月) | Feb-22 (二月) | Mar-22 (三月) | Apr-22 (四月) | May-22 (五月) | Jun-22 (六月) | Jul-22 (七月) | Aug-22 (八月) | Sep-22 (九月) | Oct-22 (十月) | Nov-22 (十一月) | Dec-22 (十二月) | 1-12/2022 TOTAL總計 |
|-------------------------------------|-----------|-------------------------|-------------------------|-------------------------|-------------------------|-------------------------|-------------------------|-------------------------|-------------------------|-------------------------|-------------------------|-------------------------|-------------------------|-------------------------|
| INCOME: | 收入 | | | | | | | | | | | | | |
| MANAGEMENT FEE RECEIVED | 管理費收入 | \$146,016.00 | \$146,016.00 | \$146,016.00 | \$146,016.00 | \$146,016.00 | \$146,016.00 | \$146,016.00 | \$146,016.00 | \$146,016.00 | \$146,016.00 | \$146,016.00 | \$146,016.00 | \$1,752,192.00 |
| LESS: SINKING FUND | 減: 儲備基金 | (\$7,300.80) | (\$7,300.80) | (\$7,300.80) | (\$7,300.80) | (\$7,300.80) | (\$7,300.80) | (\$7,300.80) | (\$7,300.80) | (\$7,300.80) | (\$7,300.80) | (\$7,300.80) | (\$7,300.80) | (\$87,609.60) |
| LESS: PROVISION FOR BAD DEBT - M.F. | 管理費壞賬撥備 | \$0.00 | \$0.00 | \$0.00 | \$0.00 | \$0.00 | \$0.00 | \$0.00 | \$0.00 | \$0.00 | \$0.00 | \$0.00 | \$0.00 | \$0.00 |
| ADD: BAD DEBT (M.F.) WRITTEN BACK | 收回管理費壞賬 | \$0.00 | \$0.00 | \$0.00 | \$0.00 | \$0.00 | \$0.00 | \$0.00 | \$0.00 | \$0.00 | \$0.00 | \$0.00 | \$0.00 | \$0.00 |
| INSURANCE AND OTHER COMPENSATION | 保險及其他賠償 | \$0.00 | \$0.00 | \$0.00 | \$0.00 | \$0.00 | \$0.00 | \$0.00 | \$0.00 | \$0.00 | \$0.00 | \$0.00 | \$0.00 | \$0.00 |
| LEGAL FEE RECOVERED | 訴訟費收入 | \$0.00 | \$0.00 | \$0.00 | \$0.00 | \$0.00 | \$0.00 | \$0.00 | \$0.00 | \$0.00 | \$0.00 | \$0.00 | \$0.00 | \$0.00 |
| INTEREST INCOME | 利息收入 | \$0.00 | \$0.00 | \$0.00 | \$0.00 | \$0.00 | \$0.00 | \$0.00 | \$0.00 | \$0.00 | \$0.00 | \$0.00 | \$0.00 | \$0.00 |
| SUNDRY INCOME | 什項收入 | \$0.00 | \$0.00 | \$0.00 | \$0.00 | \$0.00 | \$0.00 | \$0.00 | \$0.00 | \$0.00 | \$0.00 | \$0.00 | \$16,876.92 | \$16,876.92 |
| | | <u>\$138,715.20</u> | <u>\$138,715.20</u> | <u>\$138,715.20</u> | <u>\$138,715.20</u> | <u>\$138,715.20</u> | <u>\$138,715.20</u> | <u>\$138,715.20</u> | <u>\$138,715.20</u> | <u>\$138,715.20</u> | <u>\$138,715.20</u> | <u>\$138,715.20</u> | <u>\$155,592.12</u> | <u>\$1,681,459.32</u> |
| EXPENSES: | 減: 支出 | | | | | | | | | | | | | |
| APPORTIONMENT OF GARDENS EXPENSES | 公共費用之分攤 | \$52,570.04 | \$60,014.55 | \$63,783.18 | \$75,572.11 | \$55,326.97 | \$63,070.58 | \$58,821.63 | \$59,901.37 | \$52,624.35 | \$65,199.87 | \$55,018.13 | \$68,011.43 | \$729,914.21 |
| AUDITORS REMUNERATION | 核數費 | \$0.00 | \$0.00 | \$0.00 | \$0.00 | \$0.00 | \$0.00 | \$0.00 | \$0.00 | \$0.00 | \$0.00 | \$0.00 | \$818.20 | \$818.20 |
| CONSULTING FEE | 諮詢費 | \$0.00 | \$0.00 | \$0.00 | \$0.00 | \$0.00 | \$0.00 | \$0.00 | \$0.00 | \$0.00 | \$0.00 | \$0.00 | \$0.00 | \$0.00 |
| CLEANING EXPENSES | 清潔費 | \$9,370.00 | \$9,370.00 | \$9,370.00 | \$9,370.00 | \$9,370.00 | \$9,370.00 | \$9,370.00 | \$9,370.00 | \$9,370.00 | \$10,762.23 | \$9,655.06 | \$10,674.53 | \$115,421.82 |
| DEBRIS REMOVAL CHARGES | 清泥頭費 | \$0.00 | \$0.00 | \$0.00 | \$0.00 | \$0.00 | \$0.00 | \$0.00 | \$0.00 | \$0.00 | \$0.00 | \$0.00 | \$0.00 | \$0.00 |
| ELECTRICITY | 電費 | \$7,196.00 | \$6,952.00 | \$6,154.00 | \$8,208.00 | \$8,447.00 | \$8,370.00 | \$8,872.00 | \$8,951.00 | \$8,391.00 | \$9,162.00 | \$8,327.00 | \$7,452.00 | \$94,482.00 |
| FESTIVAL DECORATION EXPENSES | 節日裝飾 | \$0.00 | \$0.00 | \$0.00 | \$470.00 | \$0.00 | \$0.00 | \$0.00 | \$0.00 | \$0.00 | \$0.00 | \$0.00 | \$0.00 | \$470.00 |
| FURNITURE, FIXTURES & EQUIPMENT | 屋苑設備 | \$0.00 | \$0.00 | \$0.00 | \$0.00 | \$0.00 | \$0.00 | \$0.00 | \$0.00 | \$0.00 | \$0.00 | \$0.00 | \$0.00 | \$0.00 |
| LEGAL FEE | 訴訟費 | \$0.00 | \$0.00 | \$0.00 | \$0.00 | \$0.00 | \$0.00 | \$0.00 | \$0.00 | \$0.00 | \$0.00 | \$0.00 | \$0.00 | \$0.00 |
| MAINTENANCE, REPAIR & INSTALLATION | 保養維修 | | | | | | | | | | | | | |
| CONCRETE AND SCAFFOLDING | 外牆維修及搭棚 | \$0.00 | \$11,880.00 | \$0.00 | \$0.00 | \$0.00 | \$0.00 | \$14,703.00 | \$7,200.00 | \$0.00 | \$0.00 | \$6,400.00 | \$65,756.00 | \$105,939.00 |
| DRAINAGE, ELECTRICALS & PUMPS | 水電保養維修 | \$1,380.00 | \$169.00 | \$15,400.00 | \$902.00 | \$0.00 | \$28.00 | \$3,862.64 | \$24.00 | \$0.00 | \$718.00 | \$832.00 | \$3,331.20 | \$26,646.84 |
| SECURITY SYSTEM / SMATV. SYM | 保安系統/衛星電視 | \$340.00 | \$340.00 | \$340.00 | \$340.00 | \$340.00 | \$340.00 | \$1,657.84 | \$1,722.84 | \$622.16 | \$540.00 | \$540.00 | \$540.00 | \$7,662.84 |
| FIRE FIGHTING SYSTEM | 消防保養 | \$0.00 | \$0.00 | \$0.00 | \$2,400.00 | \$0.00 | \$0.00 | \$0.00 | \$0.00 | \$0.00 | \$0.00 | \$4,043.00 | \$0.00 | \$6,443.00 |
| LIFTS | 升降機 | \$6,500.00 | \$6,500.00 | \$6,500.00 | \$8,500.00 | \$6,500.00 | \$7,080.00 | \$6,500.00 | \$6,500.00 | \$6,500.00 | \$6,500.00 | \$6,500.00 | \$6,500.00 | \$78,580.00 |
| MANAGER'S REMUNERATION 4% | 管理酬金 4% | \$2,742.06 | \$3,159.06 | \$3,273.18 | \$2,798.24 | \$2,748.03 | \$2,758.14 | \$3,549.24 | \$3,101.33 | \$2,749.18 | \$2,857.91 | \$3,202.50 | \$5,967.06 | \$38,905.93 |
| MAINTENANCE FUND 11% | 維修基金 11% | \$7,540.66 | \$8,687.41 | \$9,001.24 | \$7,695.15 | \$7,557.08 | \$7,584.88 | \$9,760.40 | \$8,528.66 | \$7,560.24 | \$7,859.24 | \$8,806.88 | \$16,409.41 | \$106,991.25 |
| PEST CONTROL | 殺蟲滅鼠 | \$0.00 | \$0.00 | \$0.00 | \$0.00 | \$0.00 | \$0.00 | \$0.00 | \$0.00 | \$0.00 | \$0.00 | \$0.00 | \$0.00 | \$0.00 |
| PRINTING AND STATIONERY | 印刷及廣告費 | \$0.00 | \$0.00 | \$0.00 | \$0.00 | \$0.00 | \$0.00 | \$0.00 | \$0.00 | \$0.00 | \$0.00 | \$0.00 | \$288.45 | \$288.45 |
| SECURITY GUARD SERVICE CHARGES | 保安費 | \$42,778.00 | \$42,778.00 | \$42,778.00 | \$42,778.00 | \$42,778.00 | \$42,778.00 | \$42,778.00 | \$42,778.00 | \$42,778.00 | \$42,778.00 | \$42,778.00 | \$42,778.00 | \$513,336.00 |
| SUNDRY EXPENSES | 什項支出 | \$829.44 | \$829.44 | \$1,129.46 | \$829.94 | \$1,107.69 | \$829.44 | \$829.44 | \$829.44 | \$910.30 | \$829.44 | \$829.44 | \$10,880.04 | \$20,663.51 |
| TELEPHONE | 電話費 | \$158.00 | \$158.00 | \$158.00 | \$158.00 | \$158.00 | \$158.00 | \$158.00 | \$158.00 | \$158.00 | \$158.00 | \$158.00 | \$158.00 | \$1,896.00 |
| WATER FEE | 水費 | \$0.00 | \$0.00 | \$0.00 | \$0.00 | \$0.00 | \$0.00 | \$0.00 | \$0.00 | \$0.00 | \$0.00 | \$0.00 | \$0.00 | \$0.00 |
| TOTAL EXPENSES | 總支出 | <u>\$131,404.20</u> | <u>\$150,837.46</u> | <u>\$157,887.06</u> | <u>\$156,021.44</u> | <u>\$134,332.77</u> | <u>\$142,367.04</u> | <u>\$160,862.19</u> | <u>\$149,064.64</u> | <u>\$131,663.23</u> | <u>\$147,364.69</u> | <u>\$147,090.01</u> | <u>\$239,564.32</u> | <u>\$1,848,459.05</u> |
| SURPLUS / (DEFICIT) FOR THE PERIOD | 本期盈餘/(赤字) | \$7,311.00 | (\$12,122.26) | (\$19,171.86) | (\$17,306.24) | \$4,382.43 | (\$3,651.84) | (\$22,146.99) | (\$10,349.44) | \$7,051.97 | (\$8,649.49) | (\$8,374.81) | (\$83,972.20) | (\$166,999.73) |
| CONTRIBUTION COLLECTED | 已收集資 | \$4,800.00 | \$0.00 | \$139,200.00 | \$24,000.00 | \$3,200.00 | \$30,400.00 | \$0.00 | \$24,000.00 | \$4,800.00 | \$0.00 | \$0.00 | \$0.00 | \$230,400.00 |
| SURPLUS / (DEFICIT) B/F | 承上結存 | <u>(\$1,506,413.79)</u> | <u>(\$1,494,302.79)</u> | <u>(\$1,506,425.05)</u> | <u>(\$1,386,396.91)</u> | <u>(\$1,379,703.15)</u> | <u>(\$1,372,120.72)</u> | <u>(\$1,345,372.56)</u> | <u>(\$1,367,519.55)</u> | <u>(\$1,353,868.99)</u> | <u>(\$1,342,017.02)</u> | <u>(\$1,350,666.51)</u> | <u>(\$1,359,041.32)</u> | <u>(\$1,506,413.79)</u> |
| ACCUM.SURPLUS / (DEFICIT) C/F | 累積盈餘/(赤字) | <u>(\$1,494,302.79)</u> | <u>(\$1,506,425.05)</u> | <u>(\$1,386,396.91)</u> | <u>(\$1,379,703.15)</u> | <u>(\$1,372,120.72)</u> | <u>(\$1,345,372.56)</u> | <u>(\$1,367,519.55)</u> | <u>(\$1,353,868.99)</u> | <u>(\$1,342,017.02)</u> | <u>(\$1,350,666.51)</u> | <u>(\$1,359,041.32)</u> | <u>(\$1,443,013.52)</u> | <u>(\$1,443,013.52)</u> |



T.L.60

HONG KONG GARDENS - BLOCK 2 豪景花園第二座
STATEMENT OF COMPREHENSIVE INCOME 收支報告表
(FORMERLY KNOWN AS INCOME & EXPENDITURE ACCOUNT)

| | | Jan-22 (一月) | Feb-22 (二月) | Mar-22 (三月) | Apr-22 (四月) | May-22 (五月) | Jun-22 (六月) | Jul-22 (七月) | Aug-22 (八月) | Sep-22 (九月) | Oct-22 (十月) | Nov-22 (十一月) | Dec-22 (十二月) | 1-12/2022 TOTAL總計 |
|-------------------------------------|-----------|------------------|------------------|------------------|------------------|------------------|------------------|------------------|------------------|------------------|------------------|------------------|------------------|----------------------|
| INCOME: | 收入 | | | | | | | | | | | | | |
| MANAGEMENT FEE RECEIVED | 管理費收入 | \$146,016.00 | \$146,016.00 | \$146,016.00 | \$146,016.00 | \$146,016.00 | \$146,016.00 | \$146,016.00 | \$146,016.00 | \$146,016.00 | \$146,016.00 | \$146,016.00 | \$146,016.00 | \$1,752,192.00 |
| LESS: SINKING FUND | 減: 儲備基金 | (\$7,300.80) | (\$7,300.80) | (\$7,300.80) | (\$7,300.80) | (\$7,300.80) | (\$7,300.80) | (\$7,300.80) | (\$7,300.80) | (\$7,300.80) | (\$7,300.80) | (\$7,300.80) | (\$7,300.80) | (\$87,609.60) |
| LESS: PROVISION FOR BAD DEBT - M.F. | 管理費壞賬撥備 | \$0.00 | \$0.00 | \$0.00 | \$0.00 | \$0.00 | \$0.00 | \$0.00 | \$0.00 | \$0.00 | \$0.00 | \$0.00 | \$0.00 | \$0.00 |
| ADD: BAD DEBT (M.F.) WRITTEN BACK | 收回管理費壞賬 | \$0.00 | \$0.00 | \$0.00 | \$0.00 | \$0.00 | \$0.00 | \$0.00 | \$0.00 | \$0.00 | \$0.00 | \$0.00 | \$0.00 | \$0.00 |
| INSURANCE AND OTHER COMPENSATION | 保險及其他賠償 | \$0.00 | \$0.00 | \$0.00 | \$0.00 | \$0.00 | \$0.00 | \$0.00 | \$0.00 | \$0.00 | \$0.00 | \$0.00 | \$0.00 | \$0.00 |
| LEGAL FEE RECOVERED | 訴訟費收入 | \$0.00 | \$0.00 | \$0.00 | \$0.00 | \$0.00 | \$0.00 | \$0.00 | \$0.00 | \$0.00 | \$0.00 | \$0.00 | \$0.00 | \$0.00 |
| INTEREST INCOME | 利息收入 | \$0.00 | \$0.00 | \$0.00 | \$0.00 | \$0.00 | \$0.00 | \$0.00 | \$0.00 | \$0.00 | \$0.00 | \$0.00 | \$0.00 | \$0.00 |
| SUNDRY INCOME | 什項收入 | \$0.00 | \$0.00 | \$200.00 | \$0.00 | \$0.00 | \$0.00 | \$0.00 | \$0.00 | \$0.00 | \$0.00 | \$0.00 | \$16,876.92 | \$17,076.92 |
| | | \$138,715.20 | \$138,715.20 | \$138,915.20 | \$138,715.20 | \$138,715.20 | \$138,715.20 | \$138,715.20 | \$138,715.20 | \$138,715.20 | \$138,715.20 | \$138,715.20 | \$155,592.12 | \$1,681,659.32 |
| EXPENSES: | 減: 支出 | | | | | | | | | | | | | |
| APPORTIONMENT OF GARDENS EXPENSES | 公共費用之分攤 | \$52,570.04 | \$60,014.55 | \$63,783.18 | \$75,572.11 | \$55,326.97 | \$63,070.58 | \$58,821.63 | \$59,901.37 | \$52,624.35 | \$65,199.87 | \$55,018.13 | \$68,011.43 | \$729,914.21 |
| AUDITORS REMUNERATION | 核數費 | \$0.00 | \$0.00 | \$0.00 | \$0.00 | \$0.00 | \$0.00 | \$0.00 | \$0.00 | \$0.00 | \$0.00 | \$0.00 | \$818.20 | \$818.20 |
| CONSULTING FEE | 諮詢費 | \$0.00 | \$0.00 | \$0.00 | \$0.00 | \$0.00 | \$0.00 | \$0.00 | \$0.00 | \$0.00 | \$0.00 | \$0.00 | \$0.00 | \$0.00 |
| CLEANING EXPENSES | 清潔費 | \$9,370.00 | \$9,370.00 | \$9,370.00 | \$9,370.00 | \$9,370.00 | \$9,370.00 | \$9,370.00 | \$9,370.00 | \$9,370.00 | \$10,549.02 | \$9,962.73 | \$10,840.63 | \$115,682.38 |
| DEBRIS REMOVAL CHARGES | 清泥頭費 | \$0.00 | \$0.00 | \$0.00 | \$0.00 | \$0.00 | \$0.00 | \$0.00 | \$0.00 | \$0.00 | \$0.00 | \$0.00 | \$0.00 | \$0.00 |
| ELECTRICITY | 電費 | \$6,850.00 | \$6,710.00 | \$6,116.00 | \$6,381.00 | \$7,876.00 | \$8,261.00 | \$7,925.00 | \$9,292.00 | \$8,219.00 | \$8,649.00 | \$8,045.00 | \$2,128.79 | \$86,452.79 |
| FESTIVAL DECORATION EXPENSES | 節日裝飾 | \$0.00 | \$0.00 | \$0.00 | \$470.00 | \$0.00 | \$0.00 | \$0.00 | \$0.00 | \$0.00 | \$0.00 | \$0.00 | \$0.00 | \$470.00 |
| FURNITURE, FIXTURES & EQUIPMENT | 屋苑設備 | \$0.00 | \$0.00 | \$0.00 | \$0.00 | \$0.00 | \$0.00 | \$0.00 | \$0.00 | \$0.00 | \$0.00 | \$0.00 | \$0.00 | \$0.00 |
| LEGAL FEE | 訴訟費 | \$0.00 | \$0.00 | \$0.00 | \$0.00 | \$0.00 | \$0.00 | \$0.00 | \$0.00 | \$0.00 | \$0.00 | \$0.00 | \$0.00 | \$0.00 |
| MAINTENANCE, REPAIR & INSTALLATION | 保養維修 | | | | | | | | | | | | | |
| CONCRETE AND SCAFFOLDING | 外牆維修及搭棚 | \$0.00 | \$0.00 | \$0.00 | \$0.00 | \$0.00 | \$0.00 | \$24,310.00 | \$10,400.00 | \$0.00 | \$0.00 | \$2,200.00 | \$19,230.00 | \$56,140.00 |
| DRAINAGE, ELECTRICALS & PUMPS | 水電保養維修 | \$1,380.00 | \$0.00 | \$14,700.00 | \$805.00 | \$2,615.00 | \$6,815.00 | \$1,498.64 | \$2,534.00 | \$22.00 | \$927.50 | \$5,778.00 | \$24.00 | \$37,099.14 |
| SECURITY SYSTEM / SMATV. SYM | 保安系統/衛星電視 | \$340.00 | \$340.00 | \$340.00 | \$340.00 | \$340.00 | \$340.00 | \$457.84 | \$1,952.84 | \$622.16 | \$540.00 | \$540.00 | \$1,740.00 | \$7,892.84 |
| FIRE FIGHTING SYSTEM | 消防保養 | \$0.00 | \$0.00 | \$0.00 | \$0.00 | \$0.00 | \$0.00 | \$0.00 | \$0.00 | \$0.00 | \$0.00 | \$3,011.00 | \$20,800.00 | \$23,811.00 |
| LIFTS | 升降機 | \$6,500.00 | \$6,500.00 | \$6,500.00 | \$6,500.00 | \$6,500.00 | \$7,080.00 | \$6,500.00 | \$6,500.00 | \$6,500.00 | \$6,500.00 | \$6,500.00 | \$6,500.00 | \$78,580.00 |
| MANAGER'S REMUNERATION 4% | 管理酬金 4% | \$2,728.22 | \$2,867.42 | \$3,243.66 | \$2,705.28 | \$2,829.79 | \$3,025.26 | \$3,753.08 | \$3,358.25 | \$2,739.94 | \$2,837.24 | \$3,192.09 | \$4,246.14 | \$37,326.37 |
| MAINTENANCE FUND 11% | 維修基金 11% | \$7,502.60 | \$7,335.40 | \$8,920.06 | \$7,439.51 | \$7,781.92 | \$8,319.46 | \$10,320.96 | \$9,235.19 | \$7,534.85 | \$7,802.41 | \$8,778.24 | \$11,676.89 | \$102,647.49 |
| PEST CONTROL | 殺蟲滅鼠 | \$0.00 | \$0.00 | \$0.00 | \$0.00 | \$0.00 | \$0.00 | \$0.00 | \$0.00 | \$0.00 | \$0.00 | \$0.00 | \$0.00 | \$0.00 |
| PRINTING AND STATIONERY | 印刷及廣告費 | \$0.00 | \$0.00 | \$0.00 | \$0.00 | \$0.00 | \$0.00 | \$0.00 | \$0.00 | \$0.00 | \$0.00 | \$0.00 | \$270.15 | \$270.15 |
| SECURITY GUARD SERVICE CHARGES | 保安費 | \$42,778.00 | \$42,778.00 | \$42,778.00 | \$42,778.00 | \$42,778.00 | \$42,778.00 | \$42,778.00 | \$42,778.00 | \$42,778.00 | \$42,778.00 | \$42,778.00 | \$42,778.00 | \$513,336.00 |
| SUNDRY EXPENSES | 什項支出 | \$829.44 | \$829.44 | \$1,129.46 | \$829.94 | \$1,107.69 | \$829.44 | \$829.44 | \$971.44 | \$829.44 | \$829.44 | \$829.44 | \$865.74 | \$10,710.35 |
| TELEPHONE | 電話費 | \$158.00 | \$158.00 | \$158.00 | \$158.00 | \$158.00 | \$158.00 | \$158.00 | \$158.00 | \$158.00 | \$158.00 | \$158.00 | \$158.00 | \$1,896.00 |
| TRAVELLING | 交通費 | \$0.00 | \$0.00 | \$0.00 | \$0.00 | \$0.00 | \$0.00 | \$0.00 | \$0.00 | \$0.00 | \$0.00 | \$0.00 | \$0.00 | \$0.00 |
| WATER FEE | 水費 | \$0.00 | \$0.00 | \$0.00 | \$0.00 | \$0.00 | \$0.00 | \$0.00 | \$0.00 | \$0.00 | \$0.00 | \$0.00 | \$0.00 | \$0.00 |
| TOTAL EXPENSES | 總支出 | \$131,006.30 | \$136,702.81 | \$157,038.36 | \$153,348.84 | \$136,683.37 | \$150,046.74 | \$166,722.59 | \$156,451.09 | \$131,397.74 | \$146,770.48 | \$146,790.63 | \$190,087.97 | \$1,803,046.92 |
| SURPLUS / (DEFICIT) FOR THE PERIOD | 本期盈餘/(赤字) | \$7,708.90 | \$2,012.39 | (\$18,123.16) | (\$14,633.64) | \$2,031.83 | (\$11,331.54) | (\$28,007.39) | (\$17,735.89) | \$7,317.46 | (\$8,055.28) | (\$8,075.43) | (\$34,495.85) | (\$121,387.60) |
| SURPLUS / (DEFICIT) B/F | 承上結存 | (\$1,498,561.84) | (\$1,490,852.94) | (\$1,488,840.55) | (\$1,506,963.71) | (\$1,521,597.35) | (\$1,519,565.52) | (\$1,530,897.06) | (\$1,558,904.45) | (\$1,576,640.34) | (\$1,569,322.88) | (\$1,577,378.16) | (\$1,585,453.59) | (\$1,498,561.84) |
| ACCUM.SURPLUS / (DEFICIT) C/F | 累積盈餘/(赤字) | (\$1,490,852.94) | (\$1,488,840.55) | (\$1,506,963.71) | (\$1,521,597.35) | (\$1,519,565.52) | (\$1,530,897.06) | (\$1,558,904.45) | (\$1,576,640.34) | (\$1,569,322.88) | (\$1,577,378.16) | (\$1,585,453.59) | (\$1,619,949.44) | (\$1,619,949.44) |



T.L.60
HONG KONG GARDENS - BLOCK 3 豪景花園第三座
STATEMENT OF COMPREHENSIVE INCOME 收支報告表
(FORMERLY KNOWN AS INCOME & EXPENDITURE ACCOUNT)

| | | Jan-22 (一月) | Feb-22 (二月) | Mar-22 (三月) | Apr-22 (四月) | May-22 (五月) | Jun-22 (六月) | Jul-22 (七月) | Aug-22 (八月) | Sep-22 (九月) | Oct-22 (十月) | Nov-22 (十一月) | Dec-22 (十二月) | 1-12/2022 TOTAL總計 |
|-------------------------------------|-----------|----------------|----------------|----------------|----------------|----------------|----------------|------------------|------------------|------------------|------------------|------------------|------------------|----------------------|
| INCOME: | 收入 | | | | | | | | | | | | | |
| MANAGEMENT FEE RECEIVED | 管理費收入 | \$145,224.00 | \$145,224.00 | \$145,224.00 | \$145,224.00 | \$145,224.00 | \$145,224.00 | \$145,224.00 | \$145,224.00 | \$145,224.00 | \$145,224.00 | \$145,224.00 | \$145,224.00 | \$1,742,688.00 |
| LESS: SINKING FUND | 減：儲備基金 | (\$7,261.20) | (\$7,261.20) | (\$7,261.20) | (\$7,261.20) | (\$7,261.20) | (\$7,261.20) | (\$7,261.20) | (\$7,261.20) | (\$7,261.20) | (\$7,261.20) | (\$7,261.20) | (\$7,261.20) | (\$87,134.40) |
| LESS: PROVISION FOR BAD DEBT - M.F. | 管理費壞賬撥備 | \$0.00 | \$0.00 | \$0.00 | \$0.00 | \$0.00 | \$0.00 | \$0.00 | \$0.00 | \$0.00 | \$0.00 | \$0.00 | \$0.00 | \$0.00 |
| ADD: BAD DEBT (M.F.) WRITTEN BACK | 收回管理費壞賬 | \$0.00 | \$0.00 | \$0.00 | \$0.00 | \$0.00 | \$0.00 | \$0.00 | \$0.00 | \$0.00 | \$0.00 | \$0.00 | \$0.00 | \$0.00 |
| INSURANCE AND OTHER COMPENSATION | 保險及其他賠償 | \$0.00 | \$0.00 | \$0.00 | \$0.00 | \$0.00 | \$0.00 | \$0.00 | \$0.00 | \$0.00 | \$0.00 | \$0.00 | \$0.00 | \$0.00 |
| LEGAL FEE RECOVERED | 訴訟費收入 | \$0.00 | \$0.00 | \$0.00 | \$0.00 | \$0.00 | \$0.00 | \$0.00 | \$0.00 | \$0.00 | \$0.00 | \$0.00 | \$0.00 | \$0.00 |
| INTEREST INCOME | 利息收入 | \$0.00 | \$0.00 | \$0.00 | \$0.00 | \$0.00 | \$0.00 | \$0.00 | \$0.00 | \$0.00 | \$0.00 | \$0.00 | \$0.00 | \$0.00 |
| SUNDRY INCOME | 什項收入 | \$0.00 | \$0.00 | \$0.00 | \$0.00 | \$0.00 | \$0.00 | \$0.00 | \$0.00 | \$0.00 | \$0.00 | \$0.00 | \$16,455.00 | \$16,455.00 |
| | | \$137,962.80 | \$137,962.80 | \$137,962.80 | \$137,962.80 | \$137,962.80 | \$137,962.80 | \$137,962.80 | \$137,962.80 | \$137,962.80 | \$137,962.80 | \$137,962.80 | \$154,417.80 | \$1,672,008.60 |
| EXPENSES: | 減：支出 | | | | | | | | | | | | | |
| APPORTIONMENT OF GARDENS EXPENSES | 公共費用之分攤 | \$51,255.79 | \$58,514.18 | \$62,188.60 | \$73,682.80 | \$53,943.80 | \$61,493.82 | \$57,351.09 | \$58,403.84 | \$51,308.74 | \$63,569.87 | \$53,642.68 | \$66,311.14 | \$711,666.35 |
| AUDITORS REMUNERATION | 核數費 | \$0.00 | \$0.00 | \$0.00 | \$0.00 | \$0.00 | \$0.00 | \$0.00 | \$0.00 | \$0.00 | \$0.00 | \$0.00 | \$818.20 | \$818.20 |
| CONSULTING FEE | 諮詢費 | \$0.00 | \$0.00 | \$0.00 | \$0.00 | \$0.00 | \$0.00 | \$0.00 | \$0.00 | \$0.00 | \$0.00 | \$0.00 | \$0.00 | \$0.00 |
| CLEANING EXPENSES | 清潔費 | \$9,370.00 | \$9,370.00 | \$9,370.00 | \$9,370.00 | \$9,370.00 | \$9,370.00 | \$9,370.00 | \$9,370.00 | \$9,370.00 | \$10,501.93 | \$9,953.84 | \$9,402.93 | \$114,188.70 |
| DEBRIS REMOVAL CHARGES | 清泥頭費 | \$0.00 | \$0.00 | \$0.00 | \$0.00 | \$0.00 | \$0.00 | \$0.00 | \$0.00 | \$0.00 | \$0.00 | \$0.00 | \$0.00 | \$0.00 |
| ELECTRICITY | 電費 | \$6,796.00 | \$6,012.00 | \$6,907.00 | \$6,430.00 | \$7,388.00 | \$6,754.00 | \$7,949.00 | \$6,994.00 | \$7,220.00 | \$8,292.00 | \$7,245.00 | \$6,595.00 | \$84,582.00 |
| FESTIVAL DECORATION EXPENSES | 節日裝飾 | \$0.00 | \$0.00 | \$0.00 | \$470.00 | \$0.00 | \$0.00 | \$0.00 | \$0.00 | \$0.00 | \$0.00 | \$0.00 | \$0.00 | \$470.00 |
| FURNITURE, FIXTURES & EQUIPMENT | 屋苑設備 | \$0.00 | \$0.00 | \$0.00 | \$0.00 | \$0.00 | \$0.00 | \$0.00 | \$0.00 | \$0.00 | \$0.00 | \$0.00 | \$0.00 | \$0.00 |
| LEGAL FEE | 訴訟費 | \$0.00 | \$0.00 | \$0.00 | \$0.00 | \$0.00 | \$0.00 | \$0.00 | \$0.00 | \$0.00 | \$0.00 | \$0.00 | \$0.00 | \$0.00 |
| MAINTENANCE, REPAIR & INSTALLATION | 保養維修 | | | | | | | | | | | | | |
| CONCRETE AND SCAFFOLDING | 外牆維修及搭棚 | \$0.00 | \$0.00 | \$0.00 | \$0.00 | \$0.00 | \$0.00 | \$48,503.00 | \$12,341.00 | \$0.00 | \$3,290.00 | \$7,600.00 | \$23,872.00 | \$95,606.00 |
| DRAINAGE, ELECTRICALS & PUMPS | 水電保養維修 | \$1,395.00 | \$28.00 | \$16,800.00 | \$766.00 | \$0.00 | \$578.00 | \$1,486.63 | \$106.18 | \$28.00 | \$690.00 | \$39,200.00 | \$245.00 | \$61,322.81 |
| SECURITY SYSTEM / SMATV. SYM | 保安系統/衛星電視 | \$340.00 | \$340.00 | \$340.00 | \$340.00 | \$340.00 | \$340.00 | \$454.89 | \$1,949.89 | \$625.11 | \$540.00 | \$540.00 | \$540.00 | \$6,689.89 |
| FIRE FIGHTING SYSTEM | 消防保養 | \$0.00 | \$0.00 | \$0.00 | \$0.00 | \$0.00 | \$0.00 | \$0.00 | \$0.00 | \$0.00 | \$0.00 | \$3,613.00 | \$0.00 | \$3,613.00 |
| LIFTS | 升降機 | \$6,500.00 | \$6,500.00 | \$6,500.00 | \$6,500.00 | \$6,500.00 | \$7,080.00 | \$6,500.00 | \$6,500.00 | \$6,500.00 | \$6,500.00 | \$6,500.00 | \$6,500.00 | \$78,580.00 |
| MANAGER'S REMUNERATION 4% | 管理酬金 4% | \$2,729.92 | \$2,632.32 | \$3,350.78 | \$2,697.38 | \$2,702.89 | \$2,710.21 | \$4,712.86 | \$3,232.77 | \$2,692.05 | \$2,934.88 | \$5,496.40 | \$3,670.12 | \$39,562.58 |
| MAINTENANCE FUND 11% | 維修基金 11% | \$7,507.28 | \$7,238.89 | \$9,214.64 | \$7,417.80 | \$7,432.96 | \$7,453.07 | \$12,960.38 | \$8,890.11 | \$7,403.13 | \$8,070.92 | \$15,115.09 | \$10,092.84 | \$108,797.11 |
| PEST CONTROL | 殺蟲滅鼠 | \$0.00 | \$0.00 | \$0.00 | \$0.00 | \$0.00 | \$0.00 | \$0.00 | \$0.00 | \$0.00 | \$0.00 | \$19,200.00 | \$0.00 | \$19,200.00 |
| PRINTING AND STATIONERY | 印刷及廣告費 | \$0.00 | \$0.00 | \$0.00 | \$0.00 | \$0.00 | \$0.00 | \$0.00 | \$0.00 | \$0.00 | \$0.00 | \$204.30 | \$0.00 | \$204.30 |
| SECURITY GUARD SERVICE CHARGES | 保安費 | \$42,778.00 | \$42,778.00 | \$42,778.00 | \$42,778.00 | \$42,778.00 | \$42,778.00 | \$42,778.00 | \$42,778.00 | \$42,778.00 | \$42,778.00 | \$42,778.00 | \$42,778.00 | \$513,336.00 |
| SUNDRY EXPENSES | 什項支出 | \$910.98 | \$622.08 | \$916.42 | \$622.58 | \$1,038.34 | \$697.18 | \$622.08 | \$622.08 | \$622.08 | \$622.08 | \$622.08 | \$639.68 | \$8,557.66 |
| TELEPHONE | 電話費 | \$158.00 | \$158.00 | \$158.00 | \$158.00 | \$158.00 | \$158.00 | \$158.00 | \$158.00 | \$158.00 | \$158.00 | \$158.00 | \$158.00 | \$1,896.00 |
| WATER FEE | 水費 | \$0.00 | \$0.00 | \$0.00 | \$0.00 | \$0.00 | \$0.00 | \$0.00 | \$0.00 | \$0.00 | \$0.00 | \$0.00 | \$0.00 | \$0.00 |
| TOTAL EXPENSES | 總支出 | \$129,740.97 | \$134,193.47 | \$158,523.44 | \$151,232.56 | \$131,651.99 | \$139,412.28 | \$192,845.93 | \$151,345.87 | \$128,705.11 | \$147,947.68 | \$211,664.09 | \$171,827.21 | \$1,849,090.60 |
| SURPLUS / (DEFICIT) FOR THE PERIOD | 本期盈餘/(赤字) | \$8,221.83 | \$3,769.33 | (\$20,560.64) | (\$13,269.76) | \$6,310.81 | (\$1,449.48) | (\$54,883.13) | (\$13,383.07) | \$9,257.69 | (\$9,984.88) | (\$73,701.29) | (\$17,409.41) | (\$177,082.00) |
| SURPLUS / (DEFICIT) B/F | 承上結存 | (\$941,227.01) | (\$933,005.18) | (\$929,235.85) | (\$949,796.49) | (\$963,066.25) | (\$956,755.44) | (\$958,204.92) | (\$1,013,088.05) | (\$1,026,471.12) | (\$1,017,213.43) | (\$1,027,198.31) | (\$1,100,899.60) | (\$941,227.01) |
| ACCUM.SURPLUS / (DEFICIT) C/F | 累積盈餘/(赤字) | (\$933,005.18) | (\$929,235.85) | (\$949,796.49) | (\$963,066.25) | (\$956,755.44) | (\$958,204.92) | (\$1,013,088.05) | (\$1,026,471.12) | (\$1,017,213.43) | (\$1,027,198.31) | (\$1,100,899.60) | (\$1,118,309.01) | (\$1,118,309.01) |



T.L.60
HONG KONG GARDENS - BLOCK 4 豪景花園第四座
STATEMENT OF COMPREHENSIVE INCOME 收支報告表
(FORMERLY KNOWN AS INCOME & EXPENDITURE ACCOUNT)

| | | Jan-22 (一月) | Feb-22 (二月) | Mar-22 (三月) | Apr-22 (四月) | May-22 (五月) | Jun-22 (六月) | Jul-22 (七月) | Aug-22 (八月) | Sep-22 (九月) | Oct-22 (十月) | Nov-22 (十一月) | Dec-22 (十二月) | 1-12/2022 TOTAL總計 |
|------------------------------------|-----------|------------------|------------------|------------------|------------------|------------------|------------------|------------------|------------------|------------------|------------------|------------------|------------------|----------------------|
| INCOME: | 收入 | | | | | | | | | | | | | |
| MANAGEMENT FEE RECEIVED | 管理費收入 | \$149,040.00 | \$149,040.00 | \$149,040.00 | \$149,040.00 | \$149,040.00 | \$149,040.00 | \$149,040.00 | \$149,040.00 | \$149,040.00 | \$149,040.00 | \$149,040.00 | \$149,040.00 | \$1,788,480.00 |
| LESS: SINKING FUND | 減：儲備基金 | (\$7,452.00) | (\$7,452.00) | (\$7,452.00) | (\$7,452.00) | (\$7,452.00) | (\$7,452.00) | (\$7,452.00) | (\$7,452.00) | (\$7,452.00) | (\$7,452.00) | (\$7,452.00) | (\$7,452.00) | (\$89,424.00) |
| INSURANCE AND OTHER COMPENSATION | 保險及其他賠償 | \$0.00 | \$0.00 | \$0.00 | \$0.00 | \$0.00 | \$0.00 | \$0.00 | \$0.00 | \$0.00 | \$0.00 | \$0.00 | \$0.00 | \$0.00 |
| LEGAL FEE RECOVERED | 訴訟費收入 | \$0.00 | \$0.00 | \$0.00 | \$0.00 | \$0.00 | \$0.00 | \$0.00 | \$0.00 | \$0.00 | \$0.00 | \$0.00 | \$0.00 | \$0.00 |
| INTEREST INCOME | 利息收入 | \$0.00 | \$0.00 | \$0.00 | \$0.00 | \$0.00 | \$0.00 | \$0.00 | \$0.00 | \$0.00 | \$0.00 | \$0.00 | \$0.00 | \$0.00 |
| SUNDRY INCOME | 什項收入 | \$0.00 | \$0.00 | \$0.00 | \$0.00 | \$0.00 | \$575.00 | \$0.00 | \$0.00 | \$0.00 | \$0.00 | \$0.00 | \$16,455.00 | \$17,030.00 |
| | | \$141,588.00 | \$141,588.00 | \$141,588.00 | \$141,588.00 | \$141,588.00 | \$142,163.00 | \$141,588.00 | \$141,588.00 | \$141,588.00 | \$141,588.00 | \$141,588.00 | \$158,043.00 | \$1,716,086.00 |
| EXPENSES: | 減：支出 | | | | | | | | | | | | | |
| APPORTIONMENT OF GARDENS EXPENSES | 公共費用之分攤 | \$51,255.79 | \$58,514.18 | \$62,188.60 | \$73,682.80 | \$53,943.80 | \$61,493.82 | \$57,351.09 | \$58,403.84 | \$51,308.74 | \$63,569.87 | \$53,642.68 | \$66,311.14 | \$711,666.35 |
| AUDITORS REMUNERATION | 核數費 | \$0.00 | \$0.00 | \$0.00 | \$0.00 | \$0.00 | \$0.00 | \$0.00 | \$0.00 | \$0.00 | \$0.00 | \$0.00 | \$818.20 | \$818.20 |
| CONSULTING FEE | 諮詢費 | \$0.00 | \$0.00 | \$0.00 | \$0.00 | \$0.00 | \$0.00 | \$0.00 | \$0.00 | \$0.00 | \$0.00 | \$0.00 | \$0.00 | \$0.00 |
| CLEANING EXPENSES | 清潔費 | \$9,370.00 | \$9,370.00 | \$9,370.00 | \$9,370.00 | \$9,370.00 | \$9,370.00 | \$9,370.00 | \$9,370.00 | \$9,370.00 | \$10,073.81 | \$9,552.10 | \$10,788.08 | \$114,743.99 |
| DEBRIS REMOVAL CHARGES | 清泥頭費 | \$0.00 | \$0.00 | \$0.00 | \$0.00 | \$0.00 | \$0.00 | \$0.00 | \$0.00 | \$0.00 | \$0.00 | \$0.00 | \$0.00 | \$0.00 |
| ELECTRICITY | 電費 | \$4,985.00 | \$5,164.00 | \$4,412.00 | \$5,099.00 | \$5,584.00 | \$7,207.00 | \$6,760.00 | \$7,318.00 | \$7,294.00 | \$6,700.00 | \$6,530.00 | \$6,110.00 | \$73,163.00 |
| FESTIVAL DECORATION EXPENSES | 節日裝飾 | \$0.00 | \$0.00 | \$0.00 | \$470.00 | \$0.00 | \$0.00 | \$0.00 | \$0.00 | \$0.00 | \$0.00 | \$0.00 | \$0.00 | \$470.00 |
| FURNITURE, FIXTURES & EQUIPMENT | 屋苑設備 | \$0.00 | \$0.00 | \$0.00 | \$0.00 | \$0.00 | \$0.00 | \$0.00 | \$0.00 | \$0.00 | \$0.00 | \$0.00 | \$0.00 | \$0.00 |
| LEGAL FEE | 訴訟費 | \$0.00 | \$0.00 | \$0.00 | \$0.00 | \$0.00 | \$0.00 | \$0.00 | \$0.00 | \$0.00 | \$0.00 | \$0.00 | \$0.00 | \$0.00 |
| MAINTENANCE, REPAIR & INSTALLATION | 保養維修 | | | | | | | | | | | | | |
| CONCRETE AND SCAFFOLDING | 外牆維修及搭棚 | \$0.00 | \$7,800.00 | \$12,950.00 | \$0.00 | \$0.00 | \$0.00 | \$12,901.00 | \$3,800.00 | \$0.00 | \$0.00 | \$37,848.00 | \$58,740.00 | \$134,039.00 |
| DRAINAGE, ELECTRICALS & PUMPS | 水電保養維修 | \$1,570.00 | \$0.00 | \$18,100.00 | \$746.00 | \$459.44 | \$550.00 | \$1,408.00 | \$28.00 | \$28.00 | \$710.00 | \$0.00 | \$29,550.00 | \$23,858.94 |
| SECURITY SYSTEM / SMATV. SYM | 保安系統/衛星電視 | \$340.00 | \$340.00 | \$340.00 | \$340.00 | \$340.00 | \$17,065.00 | \$454.89 | \$1,719.89 | \$625.11 | \$540.00 | \$1,440.00 | \$540.00 | \$24,084.89 |
| FIRE FIGHTING SYSTEM | 消防保養 | \$0.00 | \$0.00 | \$0.00 | \$0.00 | \$0.00 | \$0.00 | \$1,900.00 | \$0.00 | \$0.00 | \$0.00 | \$3,441.00 | \$0.00 | \$5,341.00 |
| LIFTS | 升降機 | \$6,500.00 | \$6,500.00 | \$6,500.00 | \$6,500.00 | \$6,500.00 | \$7,080.00 | \$6,500.00 | \$6,500.00 | \$6,500.00 | \$6,500.00 | \$6,500.00 | \$6,500.00 | \$78,580.00 |
| MANAGER'S REMUNERATION 4% | 管理酬金 4% | \$2,652.94 | \$2,909.28 | \$3,818.06 | \$2,643.34 | \$2,845.99 | \$3,393.20 | \$3,314.08 | \$2,891.76 | \$2,695.01 | \$2,723.28 | \$4,354.77 | \$5,101.05 | \$39,142.76 |
| MAINTENANCE FUND 11% | 維修基金 11% | \$7,295.54 | \$8,000.53 | \$10,499.68 | \$7,269.19 | \$7,276.48 | \$9,331.31 | \$9,113.72 | \$7,952.34 | \$7,411.27 | \$7,489.01 | \$11,975.61 | \$14,027.88 | \$107,642.56 |
| PEST CONTROL | 殺蟲滅鼠 | \$0.00 | \$0.00 | \$0.00 | \$0.00 | \$0.00 | \$0.00 | \$0.00 | \$0.00 | \$0.00 | \$0.00 | \$0.00 | \$0.00 | \$0.00 |
| PRINTING AND STATIONERY | 印刷及廣告費 | \$0.00 | \$0.00 | \$0.00 | \$0.00 | \$0.00 | \$0.00 | \$0.00 | \$0.00 | \$0.00 | \$0.00 | \$0.00 | \$194.70 | \$194.70 |
| SECURITY GUARD SERVICE CHARGES | 保安費 | \$42,778.00 | \$42,778.00 | \$42,778.00 | \$42,778.00 | \$42,778.00 | \$42,778.00 | \$42,778.00 | \$42,778.00 | \$42,778.00 | \$42,778.00 | \$42,778.00 | \$42,778.00 | \$513,336.00 |
| SUNDRY EXPENSES | 什項支出 | \$622.08 | \$622.08 | \$843.62 | \$622.58 | \$960.34 | \$622.08 | \$622.08 | \$622.08 | \$622.08 | \$622.08 | \$622.08 | \$639.68 | \$8,042.86 |
| TELEPHONE | 電話費 | \$158.00 | \$158.00 | \$158.00 | \$158.00 | \$158.00 | \$158.00 | \$158.00 | \$158.00 | \$158.00 | \$158.00 | \$158.00 | \$158.00 | \$1,896.00 |
| WATER FEE | 水費 | \$0.00 | \$0.00 | \$0.00 | \$0.00 | \$0.00 | \$0.00 | \$0.00 | \$0.00 | \$0.00 | \$0.00 | \$0.00 | \$0.00 | \$0.00 |
| TOTAL EXPENSES | 總支出 | \$127,527.35 | \$142,156.07 | \$171,957.96 | \$149,678.91 | \$130,016.05 | \$159,048.41 | \$152,630.86 | \$141,541.91 | \$128,790.21 | \$141,864.05 | \$178,842.24 | \$212,966.23 | \$1,837,020.25 |
| SURPLUS / (DEFICIT) FOR THE PERIOD | 本期盈餘/(赤字) | \$14,060.65 | (\$568.07) | (\$30,369.96) | (\$8,090.91) | \$11,571.95 | (\$16,885.41) | (\$11,042.86) | \$46.09 | \$12,797.79 | (\$276.05) | (\$37,254.24) | (\$54,923.23) | (\$120,934.25) |
| CONTRIBUTION COLLECTED | 已收集資 | \$0.00 | \$0.00 | \$0.00 | \$0.00 | \$0.00 | \$0.00 | \$86,983.00 | \$2,552.00 | \$2,966.00 | \$21,596.00 | \$3,071.00 | \$12,210.00 | \$129,378.00 |
| SURPLUS / (DEFICIT) B/F | 承上結存 | (\$1,432,120.60) | (\$1,418,059.95) | (\$1,418,628.02) | (\$1,448,997.98) | (\$1,457,088.89) | (\$1,445,516.94) | (\$1,462,402.35) | (\$1,386,462.21) | (\$1,383,864.12) | (\$1,368,100.33) | (\$1,346,780.38) | (\$1,380,963.62) | (\$1,432,120.60) |
| ACCUM.SURPLUS / (DEFICIT) C/F | 累積盈餘/(赤字) | (\$1,418,059.95) | (\$1,418,628.02) | (\$1,448,997.98) | (\$1,457,088.89) | (\$1,445,516.94) | (\$1,462,402.35) | (\$1,386,462.21) | (\$1,383,864.12) | (\$1,368,100.33) | (\$1,346,780.38) | (\$1,380,963.62) | (\$1,423,676.85) | (\$1,423,676.85) |



T.L.60
HONG KONG GARDENS - BLOCK 5 豪景花園第五座
STATEMENT OF COMPREHENSIVE INCOME 收支報告表
(FORMERLY KNOWN AS INCOME & EXPENDITURE ACCOUNT)

| | | Jan-22 (一月) | Feb-22 (二月) | Mar-22 (三月) | Apr-22 (四月) | May-22 (五月) | Jun-22 (六月) | Jul-22 (七月) | Aug-22 (八月) | Sep-22 (九月) | Oct-22 (十月) | Nov-22 (十一月) | Dec-22 (十二月) | 1-12/2022 TOTAL總計 |
|-------------------------------------|-----------|----------------|----------------|----------------|----------------|----------------|----------------|----------------|----------------|----------------|----------------|----------------|----------------|----------------------|
| INCOME: | 收入 | | | | | | | | | | | | | |
| MANAGEMENT FEE RECEIVED | 管理費收入 | \$160,160.00 | \$160,160.00 | \$160,160.00 | \$160,160.00 | \$160,160.00 | \$160,160.00 | \$160,160.00 | \$160,160.00 | \$160,160.00 | \$160,160.00 | \$160,160.00 | \$160,160.00 | \$1,921,920.00 |
| LESS: SINKING FUND | 減：儲備基金 | (\$8,008.00) | (\$8,008.00) | (\$8,008.00) | (\$8,008.00) | (\$8,008.00) | (\$8,008.00) | (\$8,008.00) | (\$8,008.00) | (\$8,008.00) | (\$8,008.00) | (\$8,008.00) | (\$8,008.00) | (\$96,096.00) |
| LESS: PROVISION FOR BAD DEBT - M.F. | 管理費壞賬撥備 | \$0.00 | \$0.00 | \$0.00 | \$0.00 | \$0.00 | \$0.00 | \$0.00 | \$0.00 | \$0.00 | \$0.00 | \$0.00 | \$0.00 | \$0.00 |
| ADD: BAD DEBT (M.F.)WRITTEN BACK | 收回管理費壞賬 | \$0.00 | \$0.00 | \$0.00 | \$0.00 | \$0.00 | \$0.00 | \$0.00 | \$0.00 | \$0.00 | \$0.00 | \$0.00 | \$0.00 | \$0.00 |
| INSURANCE AND OTHER COMPENSATION | 保險及其他賠償 | \$0.00 | \$0.00 | \$0.00 | \$0.00 | \$0.00 | \$0.00 | \$0.00 | \$0.00 | \$0.00 | \$0.00 | \$0.00 | \$0.00 | \$0.00 |
| LEGAL FEE RECOVERED | 訴訟費收入 | \$0.00 | \$0.00 | \$0.00 | \$0.00 | \$0.00 | \$0.00 | \$0.00 | \$0.00 | \$0.00 | \$0.00 | \$0.00 | \$0.00 | \$0.00 |
| INTEREST INCOME | 利息收入 | \$0.00 | \$0.00 | \$0.00 | \$0.00 | \$0.00 | \$0.00 | \$0.00 | \$0.00 | \$0.00 | \$0.00 | \$0.00 | \$0.00 | \$0.00 |
| SUNDRY INCOME | 什項收入 | \$0.00 | \$0.00 | \$0.00 | \$0.00 | \$0.00 | \$0.00 | \$0.00 | \$0.00 | \$0.00 | \$0.00 | \$0.00 | \$20,627.34 | \$20,627.34 |
| | | \$152,152.00 | \$152,152.00 | \$152,152.00 | \$152,152.00 | \$152,152.00 | \$152,152.00 | \$152,152.00 | \$152,152.00 | \$152,152.00 | \$152,152.00 | \$152,152.00 | \$172,779.34 | \$1,846,451.34 |
| EXPENSES: | 減：支出 | | | | | | | | | | | | | |
| APPORTIONMENT OF GARDENS EXPENSES | 公共費用之分攤 | \$64,252.28 | \$73,351.11 | \$77,957.22 | \$92,365.91 | \$67,621.85 | \$77,086.27 | \$71,893.10 | \$73,212.79 | \$64,318.65 | \$79,688.73 | \$67,244.38 | \$83,125.08 | \$892,117.37 |
| AUDITORS REMUNERATION | 核數費 | \$0.00 | \$0.00 | \$0.00 | \$0.00 | \$0.00 | \$0.00 | \$0.00 | \$0.00 | \$0.00 | \$0.00 | \$0.00 | \$818.20 | \$818.20 |
| CONSULTING FEE | 諮詢費 | \$0.00 | \$0.00 | \$0.00 | \$0.00 | \$0.00 | \$0.00 | \$0.00 | \$0.00 | \$0.00 | \$0.00 | \$0.00 | \$0.00 | \$0.00 |
| CLEANING EXPENSES | 清潔費 | \$9,370.00 | \$9,370.00 | \$9,370.00 | \$9,370.00 | \$9,370.00 | \$9,370.00 | \$9,370.00 | \$9,370.00 | \$9,370.00 | \$10,387.49 | \$10,029.44 | \$9,974.21 | \$114,721.14 |
| DEBRIS REMOVAL CHARGES | 清泥頭費 | \$0.00 | \$0.00 | \$0.00 | \$0.00 | \$0.00 | \$0.00 | \$0.00 | \$0.00 | \$0.00 | \$0.00 | \$0.00 | \$0.00 | \$0.00 |
| ELECTRICITY | 電費 | \$9,013.00 | \$9,448.05 | \$8,298.89 | \$9,515.00 | \$9,389.55 | \$11,744.01 | \$11,084.09 | \$11,667.00 | \$11,493.61 | \$10,391.00 | \$11,211.16 | \$10,484.83 | \$123,740.19 |
| FESTIVAL DECORATION EXPENSES | 節日裝飾 | \$0.00 | \$0.00 | \$0.00 | \$470.00 | \$0.00 | \$0.00 | \$0.00 | \$0.00 | \$0.00 | \$0.00 | \$0.00 | \$0.00 | \$470.00 |
| FURNITURE, FIXTURES & EQUIPMENT | 屋苑設備 | \$0.00 | \$0.00 | \$0.00 | \$0.00 | \$0.00 | \$0.00 | \$0.00 | \$0.00 | \$0.00 | \$0.00 | \$0.00 | \$0.00 | \$0.00 |
| LEGAL FEE | 訴訟費 | \$0.00 | \$0.00 | \$0.00 | \$0.00 | \$0.00 | \$0.00 | \$0.00 | (\$3,300.00) | \$0.00 | \$0.00 | \$0.00 | \$0.00 | (\$3,300.00) |
| MAINTENANCE, REPAIR & INSTALLATION | 保養維修 | | | | | | | | | | | | | |
| CONCRETE AND SCAFFOLDING | 外牆維修及搭棚 | \$0.00 | \$0.00 | \$6,000.00 | \$0.00 | \$0.00 | \$0.00 | \$0.00 | \$0.00 | \$20,602.00 | \$13,770.00 | \$27,957.00 | \$29,640.00 | \$97,969.00 |
| DRAINAGE, ELECTRICALS & PUMPS | 水電保養維修 | \$1,868.00 | \$0.00 | \$21,900.00 | \$920.00 | \$28.00 | \$28.00 | \$1,896.00 | \$0.00 | \$72.00 | \$920.00 | \$54,500.00 | \$252.00 | \$82,384.00 |
| SECURITY SYSTEM / SMATV. SYM | 保安系統/衛星電視 | \$340.00 | \$340.00 | \$340.00 | \$340.00 | \$340.00 | \$340.00 | \$484.03 | \$1,979.03 | \$595.97 | \$540.00 | \$540.00 | \$540.00 | \$6,719.03 |
| FIRE FIGHTING SYSTEM | 消防保養 | \$0.00 | \$0.00 | \$0.00 | \$0.00 | \$0.00 | \$0.00 | \$0.00 | \$0.00 | \$0.00 | \$1,300.00 | \$3,630.00 | \$0.00 | \$4,930.00 |
| LIFTS | 升降機 | \$6,500.00 | \$6,500.00 | \$6,500.00 | \$6,500.00 | \$6,500.00 | \$19,080.00 | \$6,500.00 | \$6,500.00 | \$6,500.00 | \$6,500.00 | \$6,500.00 | \$6,500.00 | \$90,580.00 |
| MANAGER'S REMUNERATION 4% | 管理酬金 4% | \$2,841.63 | \$2,784.31 | \$3,868.37 | \$2,842.61 | \$2,794.22 | \$3,380.47 | \$2,931.36 | \$2,740.55 | \$3,706.57 | \$3,510.33 | \$6,332.69 | \$4,101.52 | \$41,834.63 |
| MAINTENANCE FUND 11% | 維修基金 11% | \$7,814.48 | \$7,656.86 | \$10,638.01 | \$7,817.18 | \$7,684.11 | \$9,296.29 | \$8,061.23 | \$7,536.52 | \$10,193.06 | \$9,653.41 | \$17,414.91 | \$11,279.17 | \$115,045.23 |
| PEST CONTROL | 殺蟲滅鼠 | \$0.00 | \$0.00 | \$0.00 | \$0.00 | \$0.00 | \$0.00 | \$0.00 | \$0.00 | \$0.00 | \$0.00 | \$0.00 | \$0.00 | \$0.00 |
| PRINTING AND STATIONERY | 印刷及廣告費 | \$0.00 | \$0.00 | \$0.00 | \$0.00 | \$0.00 | \$0.00 | \$0.00 | \$0.00 | \$0.00 | \$0.00 | \$0.00 | \$331.65 | \$331.65 |
| SECURITY GUARD SERVICE CHARGES | 保安費 | \$42,778.00 | \$42,778.00 | \$42,778.00 | \$42,778.00 | \$42,778.00 | \$42,778.00 | \$42,778.00 | \$41,126.00 | \$42,778.00 | \$42,778.00 | \$42,778.00 | \$42,778.00 | \$511,684.00 |
| SUNDRY EXPENSES | 什項支出 | \$1,013.76 | \$1,013.76 | \$1,364.28 | \$1,014.26 | \$1,292.02 | \$1,013.76 | \$1,013.76 | \$1,013.76 | \$1,094.62 | \$1,013.76 | \$1,013.76 | \$1,061.06 | \$12,922.56 |
| TELEPHONE | 電話費 | \$158.00 | \$158.00 | \$158.00 | \$158.00 | \$158.00 | \$158.00 | \$158.00 | \$158.00 | \$158.00 | \$158.00 | \$158.00 | \$158.00 | \$1,896.00 |
| WATER FEE | 水費 | \$0.00 | \$0.00 | \$0.00 | \$0.00 | \$0.00 | \$0.00 | \$0.00 | \$0.00 | \$0.00 | \$0.00 | \$0.00 | \$0.00 | \$0.00 |
| TOTAL EXPENSES | 總支出 | \$145,949.15 | \$153,400.09 | \$189,172.77 | \$174,090.96 | \$147,955.75 | \$174,274.80 | \$156,169.57 | \$152,003.65 | \$170,882.48 | \$180,610.72 | \$249,309.34 | \$201,043.72 | \$2,094,863.00 |
| SURPLUS / (DEFICIT) FOR THE PERIOD | 本期盈餘/(赤字) | \$6,202.85 | (\$1,248.09) | (\$37,020.77) | (\$21,938.96) | \$4,196.25 | (\$22,122.80) | (\$4,017.57) | \$148.35 | (\$18,730.48) | (\$28,458.72) | (\$97,157.34) | (\$28,264.38) | (\$248,411.66) |
| SURPLUS / (DEFICIT) B/F | 承上結存 | (\$715,465.90) | (\$709,263.05) | (\$710,511.14) | (\$747,531.91) | (\$769,470.87) | (\$765,274.62) | (\$787,397.42) | (\$791,414.99) | (\$791,266.64) | (\$809,997.12) | (\$838,455.84) | (\$935,613.18) | (\$715,465.90) |
| ACCUM.SURPLUS / (DEFICIT) C/F | 累積盈餘/(赤字) | (\$709,263.05) | (\$710,511.14) | (\$747,531.91) | (\$769,470.87) | (\$765,274.62) | (\$787,397.42) | (\$791,414.99) | (\$791,266.64) | (\$809,997.12) | (\$838,455.84) | (\$935,613.18) | (\$963,877.56) | (\$963,877.56) |



T.L.60

HONG KONG GARDENS - BLOCK 6 豪景花園第六座
STATEMENT OF COMPREHENSIVE INCOME 收支報告表
(FORMERLY KNOWN AS INCOME & EXPENDITURE ACCOUNT)

| | | Jan-22 (一月) | Feb-22 (二月) | Mar-22 (三月) | Apr-22 (四月) | May-22 (五月) | Jun-22 (六月) | Jul-22 (七月) | Aug-22 (八月) | Sep-22 (九月) | Oct-22 (十月) | Nov-22 (十一月) | Dec-22 (十二月) | 1-12/2022 TOTAL總計 |
|-------------------------------------|-----------|------------------|------------------|------------------|------------------|------------------|------------------|------------------|------------------|------------------|------------------|------------------|------------------|----------------------|
| INCOME: | 收入 | | | | | | | | | | | | | |
| MANAGEMENT FEE RECEIVED | 管理費收入 | \$152,592.00 | \$152,592.00 | \$152,592.00 | \$152,592.00 | \$152,592.00 | \$152,592.00 | \$152,592.00 | \$152,592.00 | \$152,592.00 | \$152,592.00 | \$152,592.00 | \$152,592.00 | \$1,831,104.00 |
| LESS: SINKING FUND | 減：儲備基金 | (\$7,629.60) | (\$7,629.60) | (\$7,629.60) | (\$7,629.60) | (\$7,629.60) | (\$7,629.60) | (\$7,629.60) | (\$7,629.60) | (\$7,629.60) | (\$7,629.60) | (\$7,629.60) | (\$7,629.60) | (\$91,555.20) |
| LESS: PROVISION FOR BAD DEBT - M.F. | 管理費壞賬撥備 | \$0.00 | \$0.00 | \$0.00 | \$0.00 | \$0.00 | \$0.00 | \$0.00 | \$0.00 | \$0.00 | \$0.00 | \$0.00 | \$0.00 | (\$19,860.00) |
| ADD: BAD DEBT (M.F.) WRITTEN BACK | 收回管理費壞賬 | \$0.00 | \$0.00 | \$0.00 | \$0.00 | \$0.00 | \$0.00 | \$0.00 | \$0.00 | \$0.00 | \$0.00 | \$0.00 | \$0.00 | \$0.00 |
| TELECOM STATION INCOME | 電話台收入 | \$15,000.00 | \$15,000.00 | \$15,000.00 | \$15,000.00 | \$15,000.00 | \$15,000.00 | \$15,000.00 | \$15,000.00 | \$15,000.00 | \$15,000.00 | \$15,000.00 | \$15,000.00 | \$180,000.00 |
| LESS: PROPERTY TAX OF TELECOM | 減：電訊物業稅 | \$0.00 | \$0.00 | \$0.00 | \$0.00 | \$0.00 | \$0.00 | \$0.00 | \$0.00 | \$0.00 | \$0.00 | \$0.00 | \$0.00 | (\$16,200.00) |
| INSURANCE AND OTHER COMPENSATION | 保險及其他賠償 | \$0.00 | \$0.00 | \$0.00 | \$0.00 | \$0.00 | \$0.00 | \$0.00 | \$0.00 | \$0.00 | \$0.00 | \$0.00 | \$0.00 | \$0.00 |
| LEGAL FEE RECOVERED | 訴訟費收入 | \$0.00 | \$0.00 | \$0.00 | \$0.00 | \$0.00 | \$0.00 | \$0.00 | \$0.00 | \$0.00 | \$0.00 | \$0.00 | \$0.00 | \$0.00 |
| INTEREST INCOME | 利息收入 | \$0.00 | \$0.00 | \$0.00 | \$0.00 | \$0.00 | \$0.00 | \$0.00 | \$0.00 | \$0.00 | \$0.00 | \$0.00 | \$0.00 | \$0.00 |
| SUNDRY INCOME | 什項收入 | \$0.00 | \$0.00 | \$200.00 | \$0.00 | \$0.00 | \$200.00 | \$0.00 | \$0.00 | \$200.00 | \$0.00 | \$0.00 | \$20.627.34 | \$21,227.34 |
| | | \$159,962.40 | \$159,962.40 | \$160,162.40 | \$159,962.40 | \$159,962.40 | \$160,162.40 | \$159,962.40 | \$159,962.40 | \$160,162.40 | \$159,962.40 | \$159,962.40 | \$144,529.74 | \$1,904,716.14 |
| EXPENSES: | 減：支出 | | | | | | | | | | | | | |
| APPORTIONMENT OF GARDENS EXPENSES | 公共費用之分攤 | \$64,252.28 | \$73,351.11 | \$77,957.22 | \$92,365.91 | \$67,621.85 | \$77,086.27 | \$71,893.10 | \$73,212.79 | \$64,318.65 | \$79,688.73 | \$67,244.38 | \$83,125.08 | \$892,117.37 |
| AUDITORS REMUNERATION | 核數費 | \$0.00 | \$0.00 | \$0.00 | \$0.00 | \$0.00 | \$0.00 | \$0.00 | \$0.00 | \$0.00 | \$0.00 | \$0.00 | \$818.20 | \$818.20 |
| CONSULTING FEE | 諮詢費 | \$0.00 | \$0.00 | \$0.00 | \$0.00 | \$0.00 | \$0.00 | \$0.00 | \$0.00 | \$0.00 | \$0.00 | \$0.00 | \$0.00 | \$0.00 |
| CLEANING EXPENSES | 清潔費 | \$9,370.00 | \$9,370.00 | \$9,370.00 | \$9,750.00 | \$9,370.00 | \$9,370.00 | \$9,370.00 | \$9,370.00 | \$9,370.00 | \$9,370.00 | \$11,219.46 | \$9,498.41 | \$115,295.07 |
| DEBRIS REMOVAL CHARGES | 清泥頭費 | \$0.00 | \$0.00 | \$0.00 | \$0.00 | \$0.00 | \$0.00 | \$0.00 | \$0.00 | \$0.00 | \$0.00 | \$0.00 | \$0.00 | \$0.00 |
| ELECTRICITY | 電費 | \$8,372.00 | \$8,720.00 | \$7,500.00 | \$8,240.00 | \$8,298.00 | \$9,994.00 | \$9,704.00 | \$9,946.00 | \$9,877.00 | \$9,246.00 | \$9,368.00 | \$9,603.00 | \$108,868.00 |
| FESTIVAL DECORATION EXPENSES | 節日裝飾 | \$0.00 | \$0.00 | \$0.00 | \$470.00 | \$0.00 | \$0.00 | \$0.00 | \$0.00 | \$0.00 | \$0.00 | \$0.00 | \$0.00 | \$470.00 |
| FURNITURE, FIXTURES & EQUIPMENT | 屋苑設備 | \$0.00 | \$0.00 | \$0.00 | \$0.00 | \$0.00 | \$0.00 | \$0.00 | \$0.00 | \$0.00 | \$0.00 | \$0.00 | \$0.00 | \$0.00 |
| GOVERNMENT RATES | 差餉 | \$900.00 | \$0.00 | \$0.00 | \$1,350.00 | \$0.00 | \$0.00 | \$1,350.00 | \$0.00 | \$0.00 | \$1,350.00 | \$0.00 | \$0.00 | \$4,950.00 |
| LEGAL FEE | 訴訟費 | \$0.00 | \$0.00 | \$0.00 | \$0.00 | \$0.00 | \$0.00 | \$0.00 | (\$3,300.00) | \$0.00 | \$0.00 | \$0.00 | \$0.00 | (\$3,300.00) |
| MAINTENANCE, REPAIR & INSTALLATION | 保養維修 | | | | | | | | | | | | | |
| CONCRETE AND SCAFFOLDING | 外牆維修及搭棚 | \$0.00 | \$3,200.00 | \$6,002.00 | \$0.00 | \$0.00 | \$0.00 | \$6,000.00 | \$0.00 | \$0.00 | \$0.00 | \$0.00 | \$10,970.00 | \$26,172.00 |
| DRAINAGE, ELECTRICALS & PUMPS | 水電保養維修 | \$1,868.00 | \$56.00 | \$0.00 | \$980.00 | \$1,008.00 | \$1,030.00 | \$10,339.00 | \$12,800.00 | \$2,340.00 | \$1,413.00 | \$20,652.50 | \$2,594.50 | \$55,081.00 |
| SECURITY SYSTEM / SMATV. SYM | 保安系統/衛星電視 | \$340.00 | \$340.00 | \$340.00 | \$340.00 | \$340.00 | \$340.00 | \$484.03 | \$1,979.03 | \$595.97 | \$540.00 | \$540.00 | \$540.00 | \$6,719.03 |
| FIRE FIGHTING SYSTEM | 消防保養 | \$0.00 | \$0.00 | \$0.00 | \$2,400.00 | \$0.00 | \$0.00 | \$0.00 | \$0.00 | \$0.00 | \$0.00 | \$0.00 | \$6,538.00 | \$8,938.00 |
| LIFTS | 升降機 | \$6,500.00 | \$6,500.00 | \$6,500.00 | \$6,500.00 | \$6,500.00 | \$7,080.00 | \$6,500.00 | \$6,500.00 | \$6,500.00 | \$6,500.00 | \$6,500.00 | \$6,500.00 | \$78,580.00 |
| MANAGER'S REMUNERATION 4% | 管理酬金 4% | \$2,851.95 | \$2,885.39 | \$2,957.54 | \$2,959.17 | \$2,789.72 | \$2,870.51 | \$3,607.83 | \$3,249.75 | \$2,905.27 | \$2,968.69 | \$3,825.57 | \$3,408.16 | \$37,179.55 |
| MAINTENANCE FUND 11% | 維修基金 11% | \$7,842.86 | \$7,934.82 | \$8,133.23 | \$8,137.72 | \$7,671.73 | \$7,893.90 | \$9,646.54 | \$8,936.82 | \$7,989.49 | \$8,163.89 | \$10,520.32 | \$9,372.44 | \$102,243.76 |
| PEST CONTROL | 殺蟲滅鼠 | \$0.00 | \$0.00 | \$0.00 | \$0.00 | \$0.00 | \$0.00 | \$0.00 | \$0.00 | \$0.00 | \$0.00 | \$0.00 | \$0.00 | \$0.00 |
| PRINTING AND STATIONERY | 印刷及廣告費 | \$0.00 | \$0.00 | \$0.00 | \$0.00 | \$0.00 | \$0.00 | \$0.00 | \$0.00 | \$0.00 | \$0.00 | \$0.00 | \$0.00 | \$324.90 |
| SECURITY GUARD SERVICE CHARGES | 保安費 | \$42,778.00 | \$42,778.00 | \$42,778.00 | \$42,778.00 | \$42,778.00 | \$42,778.00 | \$42,778.00 | \$42,778.00 | \$42,778.00 | \$42,778.00 | \$41,371.60 | \$42,778.00 | \$511,929.60 |
| SUNDRY EXPENSES | 什項支出 | \$1,013.76 | \$1,013.76 | \$1,291.48 | \$1,014.26 | \$1,292.02 | \$1,013.76 | \$1,013.76 | \$1,013.76 | \$1,013.76 | \$1,013.76 | \$1,013.76 | \$1,013.76 | \$12,759.00 |
| TRAVELLING | 交通費 | \$0.00 | \$0.00 | \$0.00 | \$0.00 | \$0.00 | \$0.00 | \$0.00 | \$0.00 | \$0.00 | \$0.00 | \$0.00 | \$0.00 | \$0.00 |
| TELEPHONE | 電話費 | \$157.00 | \$157.00 | \$157.00 | \$157.00 | \$157.00 | \$157.00 | \$157.00 | \$157.00 | \$157.00 | \$157.00 | \$157.00 | \$157.00 | \$1,884.00 |
| WATER FEE | 水費 | \$0.00 | \$0.00 | \$0.00 | \$0.00 | \$0.00 | \$0.00 | \$0.00 | \$0.00 | \$0.00 | \$0.00 | \$0.00 | \$0.00 | \$0.00 |
| TOTAL EXPENSES | 總支出 | \$146,245.85 | \$156,306.08 | \$162,986.47 | \$177,442.06 | \$147,826.32 | \$159,613.44 | \$172,743.26 | \$166,643.15 | \$147,845.14 | \$165,038.53 | \$177,229.54 | \$181,109.64 | \$1,961,029.48 |
| SURPLUS / (DEFICIT) FOR THE PERIOD | 本期盈餘/(赤字) | \$13,716.55 | \$3,656.32 | (\$2,824.07) | (\$17,479.66) | \$12,136.08 | \$548.96 | (\$12,780.86) | (\$6,680.75) | \$12,317.26 | (\$5,076.13) | (\$17,267.14) | (\$36,579.90) | (\$56,313.34) |
| CONTRIBUTION COLLECTED | 已收集資 | \$0.00 | \$0.00 | \$0.00 | \$0.00 | \$0.00 | \$0.00 | \$91,902.00 | \$9,537.00 | \$2,601.00 | \$21,675.00 | \$867.00 | \$13,872.00 | \$140,454.00 |
| SURPLUS / (DEFICIT) B/F | 承上結存 | (\$1,542,523.45) | (\$1,528,806.90) | (\$1,525,150.58) | (\$1,527,974.65) | (\$1,545,454.31) | (\$1,533,318.23) | (\$1,532,769.27) | (\$1,453,648.13) | (\$1,450,791.88) | (\$1,435,873.62) | (\$1,419,274.75) | (\$1,435,674.89) | (\$1,542,523.45) |
| ACCUM.SURPLUS / (DEFICIT) C/F | 累積盈餘/(赤字) | (\$1,528,806.90) | (\$1,525,150.58) | (\$1,527,974.65) | (\$1,545,454.31) | (\$1,533,318.23) | (\$1,532,769.27) | (\$1,453,648.13) | (\$1,450,791.88) | (\$1,435,873.62) | (\$1,419,274.75) | (\$1,435,674.89) | (\$1,458,382.79) | (\$1,458,382.79) |



T.L.60
HONG KONG GARDENS - BLOCK 7 豪景花園第七座
STATEMENT OF COMPREHENSIVE INCOME 收支報告表
(FORMERLY KNOWN AS INCOME & EXPENDITURE ACCOUNT)

| | | Jan-22 (一月) | Feb-22 (二月) | Mar-22 (三月) | Apr-22 (四月) | May-22 (五月) | Jun-22 (六月) | Jul-22 (七月) | Aug-22 (八月) | Sep-22 (九月) | Oct-22 (十月) | Nov-22 (十一月) | Dec-22 (十二月) | 1-12/2022 TOTAL總計 |
|------------------------------------|-----------|----------------|----------------|----------------|----------------|----------------|----------------|----------------|----------------|----------------|----------------|----------------|----------------|----------------------|
| INCOME: | 收入 | | | | | | | | | | | | | |
| MANAGEMENT FEE RECEIVED | 管理費收入 | \$192,984.00 | \$192,984.00 | \$192,984.00 | \$192,984.00 | \$192,984.00 | \$192,984.00 | \$192,984.00 | \$192,984.00 | \$192,984.00 | \$192,984.00 | \$192,984.00 | \$192,984.00 | \$2,315,808.00 |
| LESS: SINKING FUND | 減：儲備基金 | (\$9,649.20) | (\$9,649.20) | (\$9,649.20) | (\$9,649.20) | (\$9,649.20) | (\$9,649.20) | (\$9,649.20) | (\$9,649.20) | (\$9,649.20) | (\$9,649.20) | (\$9,649.20) | (\$9,649.20) | (\$115,790.40) |
| INSURANCE AND OTHER COMPENSATION | 保險及其他賠償 | \$0.00 | \$0.00 | \$0.00 | \$0.00 | \$0.00 | \$0.00 | \$0.00 | \$0.00 | \$0.00 | \$0.00 | \$0.00 | \$0.00 | \$0.00 |
| LEGAL FEE RECOVERED | 訴訟費收入 | \$0.00 | \$0.00 | \$0.00 | \$0.00 | \$0.00 | \$0.00 | \$0.00 | \$0.00 | \$0.00 | \$0.00 | \$0.00 | \$0.00 | \$0.00 |
| INTEREST INCOME | 利息收入 | \$0.00 | \$0.00 | \$0.00 | \$0.00 | \$0.00 | \$0.00 | \$0.00 | \$0.00 | \$0.00 | \$0.00 | \$0.00 | \$0.00 | \$0.00 |
| SUNDRY INCOME | 什項收入 | \$0.00 | \$0.00 | \$0.00 | \$100.00 | \$0.00 | \$0.00 | \$0.00 | \$0.00 | \$0.00 | \$0.00 | \$0.00 | \$27,846.91 | \$27,946.91 |
| | | \$183,334.80 | \$183,334.80 | \$183,334.80 | \$183,434.80 | \$183,334.80 | \$183,334.80 | \$183,334.80 | \$183,334.80 | \$183,334.80 | \$183,334.80 | \$183,334.80 | \$211,181.71 | \$2,227,964.51 |
| EXPENSES: | 減：支出 | | | | | | | | | | | | | |
| APPORTIONMENT OF GARDENS EXPENSES | 公共費用之分攤 | \$86,740.57 | \$99,024.00 | \$105,242.25 | \$124,693.97 | \$91,289.50 | \$104,066.46 | \$97,055.68 | \$98,837.27 | \$86,830.18 | \$107,579.78 | \$90,779.91 | \$112,218.86 | \$1,204,358.43 |
| AUDITORS REMUNERATION | 核數費 | \$0.00 | \$0.00 | \$0.00 | \$0.00 | \$0.00 | \$0.00 | \$0.00 | \$0.00 | \$0.00 | \$0.00 | \$0.00 | \$818.20 | \$818.20 |
| CONSULTING FEE | 諮詢費 | \$0.00 | \$0.00 | \$0.00 | \$0.00 | \$0.00 | \$0.00 | \$0.00 | \$0.00 | \$0.00 | \$0.00 | \$0.00 | \$0.00 | \$0.00 |
| CLEANING EXPENSES | 清潔費 | \$9,370.00 | \$9,370.00 | \$9,370.00 | \$9,370.00 | \$9,370.00 | \$9,370.00 | \$9,370.00 | \$9,370.00 | \$9,370.00 | \$11,395.41 | \$10,029.44 | \$9,730.40 | \$115,485.25 |
| DEBRIS REMOVAL CHARGES | 淤泥頭費 | \$0.00 | \$0.00 | \$0.00 | \$0.00 | \$0.00 | \$0.00 | \$0.00 | \$0.00 | \$0.00 | \$0.00 | \$0.00 | \$0.00 | \$0.00 |
| ELECTRICITY | 電費 | \$8,749.00 | \$9,259.00 | \$7,957.00 | \$8,651.00 | \$9,198.00 | \$11,529.00 | \$11,355.00 | \$12,180.00 | \$12,178.00 | \$11,162.00 | \$10,626.00 | \$9,593.00 | \$122,437.00 |
| FESTIVAL DECORATION EXPENSES | 節日裝飾 | \$0.00 | \$0.00 | \$0.00 | \$470.00 | \$0.00 | \$0.00 | \$0.00 | \$0.00 | \$0.00 | \$0.00 | \$0.00 | \$0.00 | \$470.00 |
| FURNITURE, FIXTURES & EQUIPMENT | 屋苑設備 | \$0.00 | \$0.00 | \$0.00 | \$0.00 | \$0.00 | \$0.00 | \$0.00 | \$0.00 | \$0.00 | \$0.00 | \$0.00 | \$0.00 | \$0.00 |
| LEGAL FEE | 訴訟費 | \$0.00 | \$0.00 | \$0.00 | \$0.00 | \$0.00 | \$0.00 | \$0.00 | (\$10,000.00) | \$0.00 | \$0.00 | \$0.00 | \$0.00 | (\$10,000.00) |
| MAINTENANCE, REPAIR & INSTALLATION | 保養維修 | | | | | | | | | | | | | |
| CONCRETE AND SCAFFOLDING | 外牆維修及搭棚 | \$0.00 | \$3,800.00 | \$0.00 | \$0.00 | \$0.00 | \$17,302.00 | \$0.00 | \$3,800.00 | \$0.00 | \$3,530.00 | \$12,150.00 | \$54,968.00 | \$95,550.00 |
| DRAINAGE, ELECTRICALS & PUMPS | 水電保養維修 | \$4,455.00 | \$40.00 | \$0.00 | \$1,298.00 | \$14,052.50 | \$0.00 | \$27,406.67 | \$5,035.00 | \$2,359.00 | \$935.00 | \$4,361.00 | \$14,674.00 | \$74,616.17 |
| SECURITY SYSTEM / SMATV. SYM | 保安系統/衛星電視 | \$340.00 | \$340.00 | \$340.00 | \$340.00 | \$340.00 | \$340.00 | \$1,984.44 | \$2,029.44 | \$545.56 | \$540.00 | \$540.00 | \$540.00 | \$8,219.44 |
| FIRE FIGHTING SYSTEM | 消防保養 | \$0.00 | \$0.00 | \$0.00 | \$0.00 | \$0.00 | \$0.00 | \$0.00 | \$0.00 | \$0.00 | \$0.00 | \$4,215.00 | \$6,800.00 | \$11,015.00 |
| LIFTS | 升降機 | \$9,060.00 | \$9,060.00 | \$9,060.00 | \$9,060.00 | \$9,060.00 | \$9,640.00 | \$9,060.00 | \$9,060.00 | \$9,060.00 | \$9,060.00 | \$9,060.00 | \$9,060.00 | \$109,300.00 |
| MANAGER'S REMUNERATION 4% | 管理酬金 4% | \$3,026.81 | \$3,022.81 | \$2,831.93 | \$2,915.43 | \$3,439.80 | \$3,675.09 | \$4,114.90 | \$3,012.91 | \$3,088.36 | \$3,213.15 | \$3,787.11 | \$6,008.09 | \$42,136.19 |
| MAINTENANCE FUND 11% | 維修基金 11% | \$8,323.74 | \$8,312.19 | \$7,787.81 | \$8,017.44 | \$9,459.46 | \$10,106.51 | \$11,315.97 | \$8,285.49 | \$8,492.98 | \$8,836.16 | \$10,414.55 | \$16,522.24 | \$115,874.54 |
| PEST CONTROL | 殺蟲滅鼠 | \$0.00 | \$0.00 | \$0.00 | \$0.00 | \$0.00 | \$0.00 | \$0.00 | \$0.00 | \$0.00 | \$0.00 | \$0.00 | \$0.00 | \$0.00 |
| PRINTING AND STATIONERY | 印刷及廣告費 | \$0.00 | \$0.00 | \$0.00 | \$0.00 | \$0.00 | \$0.00 | \$0.00 | \$0.00 | \$0.00 | \$0.00 | \$0.00 | \$234.15 | \$234.15 |
| SECURITY GUARD SERVICE CHARGES | 保安費 | \$42,778.00 | \$42,778.00 | \$42,778.00 | \$42,778.00 | \$42,778.00 | \$42,778.00 | \$42,778.00 | \$42,778.00 | \$42,778.00 | \$42,778.00 | \$42,778.00 | \$42,778.00 | \$513,336.00 |
| SUNDRY EXPENSES | 什項支出 | \$760.32 | \$760.32 | \$1,135.24 | \$760.82 | \$1,038.58 | \$760.32 | \$760.32 | \$760.32 | \$760.32 | \$770.32 | \$760.32 | \$773.52 | \$9,800.72 |
| TELEPHONE | 電話費 | \$158.00 | \$158.00 | \$158.00 | \$158.00 | \$158.00 | \$158.00 | \$158.00 | \$158.00 | \$158.00 | \$158.00 | \$158.00 | \$169.25 | \$1,907.25 |
| WATER FEE | 水費 | \$0.00 | \$0.00 | \$0.00 | \$0.00 | \$0.00 | \$0.00 | \$0.00 | \$151.90 | \$0.00 | \$0.00 | \$0.00 | \$63.70 | \$215.60 |
| TOTAL EXPENSES | 總支出 | \$173,761.44 | \$185,924.12 | \$186,660.23 | \$208,512.66 | \$190,183.84 | \$209,725.38 | \$215,358.98 | \$185,458.33 | \$175,620.40 | \$199,957.82 | \$199,659.33 | \$284,951.41 | \$2,415,773.94 |
| SURPLUS / (DEFICIT) FOR THE PERIOD | 本期盈餘/(赤字) | \$9,573.36 | (\$2,589.32) | (\$3,325.43) | (\$25,077.86) | (\$6,849.04) | (\$26,390.58) | (\$32,024.18) | (\$2,123.53) | \$7,714.40 | (\$16,623.02) | (\$16,324.53) | (\$73,769.70) | (\$187,809.43) |
| SURPLUS / (DEFICIT) B/F | 承上結存 | (\$277,701.69) | (\$268,128.33) | (\$270,717.65) | (\$274,043.08) | (\$299,120.94) | (\$305,969.98) | (\$332,360.56) | (\$364,384.74) | (\$366,508.27) | (\$358,793.87) | (\$375,416.89) | (\$391,741.42) | (\$277,701.69) |
| ACCUM.SURPLUS / (DEFICIT) C/F | 累積盈餘/(赤字) | (\$268,128.33) | (\$270,717.65) | (\$274,043.08) | (\$299,120.94) | (\$305,969.98) | (\$332,360.56) | (\$364,384.74) | (\$366,508.27) | (\$358,793.87) | (\$375,416.89) | (\$391,741.42) | (\$465,511.12) | (\$465,511.12) |



T.L.60
HONG KONG GARDENS - BLOCK 8 豪景花園第八座
STATEMENT OF COMPREHENSIVE INCOME 收支報告表
(FORMERLY KNOWN AS INCOME & EXPENDITURE ACCOUNT)

| | | Jan-22 (一月) | Feb-22 (二月) | Mar-22 (三月) | Apr-22 (四月) | May-22 (五月) | Jun-22 (六月) | Jul-22 (七月) | Aug-22 (八月) | Sep-22 (九月) | Oct-22 (十月) | Nov-22 (十一月) | Dec-22 (十二月) | 1-12/2022 TOTAL總計 |
|------------------------------------|-----------|----------------|----------------|----------------|----------------|----------------|----------------|----------------|----------------|----------------|----------------|----------------|----------------|----------------------|
| INCOME: | 收入 | | | | | | | | | | | | | |
| MANAGEMENT FEE RECEIVED | 管理費收入 | \$194,876.00 | \$194,876.00 | \$194,876.00 | \$194,876.00 | \$194,876.00 | \$194,876.00 | \$194,876.00 | \$194,876.00 | \$194,876.00 | \$194,876.00 | \$194,876.00 | \$194,876.00 | \$2,338,512.00 |
| LESS: SINKING FUND | 減：儲備基金 | (\$9,743.80) | (\$9,743.80) | (\$9,743.80) | (\$9,743.80) | (\$9,743.80) | (\$9,743.80) | (\$9,743.80) | (\$9,743.80) | (\$9,743.80) | (\$9,743.80) | (\$9,743.80) | (\$9,743.80) | (\$116,925.60) |
| INSURANCE AND OTHER COMPENSATION | 保險及其他賠償 | \$0.00 | \$0.00 | \$0.00 | \$0.00 | \$0.00 | \$0.00 | \$0.00 | \$0.00 | \$0.00 | \$0.00 | \$0.00 | \$0.00 | \$0.00 |
| LEGAL FEE RECOVERED | 訴訟費收入 | \$0.00 | \$0.00 | \$0.00 | \$0.00 | \$0.00 | \$0.00 | \$0.00 | \$0.00 | \$0.00 | \$0.00 | \$0.00 | \$0.00 | \$0.00 |
| INTEREST INCOME | 利息收入 | \$0.00 | \$0.00 | \$0.00 | \$0.00 | \$0.00 | \$0.00 | \$0.00 | \$0.00 | \$0.00 | \$0.00 | \$0.00 | \$0.00 | \$0.00 |
| SUNDRY INCOME | 什項收入 | \$0.00 | \$0.00 | \$0.00 | \$0.00 | \$0.00 | \$0.00 | \$0.00 | \$0.00 | \$200.00 | \$0.00 | \$0.00 | \$27,846.91 | \$28,046.91 |
| | | \$185,132.20 | \$185,132.20 | \$185,132.20 | \$185,132.20 | \$185,132.20 | \$185,132.20 | \$185,132.20 | \$185,132.20 | \$185,332.20 | \$185,132.20 | \$185,132.20 | \$212,979.11 | \$2,249,633.31 |
| EXPENSES: | 減：支出 | | | | | | | | | | | | | |
| APPORTIONMENT OF GARDENS EXPENSES | 公共費用之分攤 | \$86,740.57 | \$99,024.00 | \$105,242.25 | \$124,693.97 | \$91,289.50 | \$104,066.46 | \$97,055.68 | \$98,837.27 | \$86,830.18 | \$107,579.78 | \$90,779.91 | \$112,218.86 | \$1,204,358.43 |
| AUDITORS REMUNERATION | 核數費 | \$0.00 | \$0.00 | \$0.00 | \$0.00 | \$0.00 | \$0.00 | \$0.00 | \$0.00 | \$0.00 | \$0.00 | \$0.00 | \$818.20 | \$818.20 |
| CONSULTING FEE | 諮詢費 | \$0.00 | \$0.00 | \$0.00 | \$0.00 | \$0.00 | \$0.00 | \$0.00 | \$0.00 | \$0.00 | \$0.00 | \$0.00 | \$0.00 | \$0.00 |
| CLEANING EXPENSES | 清潔費 | \$9,370.00 | \$9,370.00 | \$9,370.00 | \$9,370.00 | \$9,370.00 | \$9,370.00 | \$9,370.00 | \$9,370.00 | \$9,370.00 | \$10,731.28 | \$10,029.44 | \$10,101.43 | \$115,192.15 |
| DEBRIS REMOVAL CHARGES | 清泥頭費 | \$0.00 | \$0.00 | \$0.00 | \$0.00 | \$0.00 | \$0.00 | \$0.00 | \$0.00 | \$0.00 | \$0.00 | \$0.00 | \$0.00 | \$0.00 |
| ELECTRICITY | 電費 | \$9,031.00 | \$9,342.00 | \$7,747.00 | \$8,765.00 | \$9,018.00 | \$10,755.00 | \$10,141.00 | \$11,355.00 | \$11,278.00 | \$10,648.00 | \$10,846.00 | \$10,293.00 | \$119,217.00 |
| FESTIVAL DECORATION EXPENSES | 節日裝飾 | \$113.00 | \$0.00 | \$0.00 | \$470.00 | \$0.00 | \$0.00 | \$0.00 | \$0.00 | \$0.00 | \$0.00 | \$0.00 | \$0.00 | \$583.00 |
| FURNITURE, FIXTURES & EQUIPMENT | 屋苑設備 | \$0.00 | \$0.00 | \$0.00 | \$0.00 | \$0.00 | \$0.00 | \$0.00 | \$0.00 | \$0.00 | \$0.00 | \$0.00 | \$0.00 | \$0.00 |
| LEGAL FEE | 訴訟費 | \$0.00 | \$0.00 | \$0.00 | \$0.00 | \$0.00 | \$0.00 | \$0.00 | \$0.00 | \$0.00 | \$0.00 | \$0.00 | \$0.00 | \$0.00 |
| MAINTENANCE, REPAIR & INSTALLATION | 保養維修 | | | | | | | | | | | | | |
| CONCRETE AND SCAFFOLDING | 外牆維修及搭棚 | \$0.00 | \$8,802.00 | \$0.00 | \$0.00 | \$0.00 | \$3,800.00 | \$20,001.00 | \$21,820.00 | \$4,502.00 | \$4,020.00 | \$0.00 | \$37,151.00 | \$100,096.00 |
| DRAINAGE, ELECTRICALS & PUMPS | 水電保養維修 | \$2,370.00 | \$0.00 | \$8,840.00 | \$1,132.00 | \$2,728.00 | \$3,528.00 | \$1,898.00 | \$31,500.00 | \$0.00 | \$948.00 | \$58.00 | \$22.00 | \$53,022.00 |
| SECURITY SYSTEM / SMATV. SYM | 保安系統/衛星電視 | \$340.00 | \$340.00 | \$340.00 | \$340.00 | \$340.00 | \$340.00 | \$534.44 | \$2,029.44 | \$545.56 | \$540.00 | \$540.00 | \$540.00 | \$6,769.44 |
| FIRE FIGHTING SYSTEM | 消防保養 | \$0.00 | \$0.00 | \$0.00 | \$0.00 | \$0.00 | \$0.00 | \$0.00 | \$0.00 | \$0.00 | \$0.00 | \$7,313.00 | \$0.00 | \$7,313.00 |
| LIFTS | 升降機 | \$9,060.00 | \$9,060.00 | \$9,060.00 | \$9,060.00 | \$9,060.00 | \$9,640.00 | \$9,060.00 | \$9,060.00 | \$9,060.00 | \$9,060.00 | \$9,060.00 | \$9,060.00 | \$109,300.00 |
| MANAGER'S REMUNERATION 4% | 管理酬金 4% | \$2,959.21 | \$3,224.41 | \$3,177.13 | \$2,916.91 | \$2,979.62 | \$3,245.17 | \$3,787.95 | \$5,155.85 | \$3,138.00 | \$3,185.74 | \$3,205.45 | \$4,479.32 | \$41,454.76 |
| MAINTENANCE FUND 11% | 維修基金 11% | \$8,137.84 | \$8,867.14 | \$8,737.11 | \$8,021.51 | \$8,193.96 | \$8,924.23 | \$10,416.86 | \$14,178.59 | \$8,629.49 | \$8,760.80 | \$8,815.00 | \$12,318.13 | \$114,000.66 |
| PEST CONTROL | 殺蟲滅鼠 | \$0.00 | \$0.00 | \$0.00 | \$0.00 | \$0.00 | \$0.00 | \$0.00 | \$0.00 | \$0.00 | \$0.00 | \$0.00 | \$0.00 | \$0.00 |
| PRINTING AND STATIONERY | 印刷及廣告費 | \$0.00 | \$0.00 | \$0.00 | \$0.00 | \$0.00 | \$0.00 | \$0.00 | \$0.00 | \$0.00 | \$0.00 | \$0.00 | \$243.90 | \$243.90 |
| SECURITY GUARD SERVICE CHARGES | 保安費 | \$42,778.00 | \$42,778.00 | \$42,778.00 | \$42,778.00 | \$42,778.00 | \$42,778.00 | \$42,778.00 | \$42,778.00 | \$42,778.00 | \$42,778.00 | \$41,371.60 | \$42,778.00 | \$511,929.60 |
| SUNDRY EXPENSES | 什項支出 | \$760.32 | \$760.32 | \$1,135.24 | \$849.82 | \$1,038.58 | \$760.32 | \$760.32 | \$760.32 | \$760.32 | \$760.32 | \$760.32 | \$773.52 | \$9,879.72 |
| TRAVELLING | 交通費 | \$0.00 | \$0.00 | \$0.00 | \$0.00 | \$0.00 | \$0.00 | \$0.00 | \$0.00 | \$0.00 | \$0.00 | \$0.00 | \$0.00 | \$0.00 |
| TELEPHONE | 電話費 | \$158.00 | \$158.00 | \$158.00 | \$158.00 | \$158.00 | \$158.00 | \$158.00 | \$158.00 | \$158.00 | \$158.00 | \$158.00 | \$166.22 | \$1,904.22 |
| WATER FEE | 水費 | \$0.00 | \$0.00 | \$0.00 | \$0.00 | \$0.00 | \$0.00 | \$0.00 | \$65.50 | \$0.00 | \$0.00 | \$0.00 | \$35.70 | \$101.20 |
| TOTAL EXPENSES | 總支出 | \$171,817.94 | \$191,725.87 | \$196,584.73 | \$208,555.21 | \$176,953.66 | \$197,365.18 | \$205,959.25 | \$247,067.97 | \$177,047.55 | \$199,169.92 | \$182,936.72 | \$240,999.28 | \$2,396,183.28 |
| SURPLUS / (DEFICIT) FOR THE PERIOD | 本期盈餘/(赤字) | \$13,314.26 | (\$6,593.67) | (\$11,452.53) | (\$23,423.01) | \$8,178.54 | (\$12,232.98) | (\$20,827.05) | (\$61,935.77) | \$8,284.65 | (\$14,037.72) | \$2,195.48 | (\$28,020.17) | (\$146,549.97) |
| SURPLUS / (DEFICIT) B/F | 承上結存 | (\$462,624.74) | (\$449,310.48) | (\$455,904.15) | (\$467,356.68) | (\$490,779.69) | (\$482,601.15) | (\$494,834.13) | (\$515,661.18) | (\$577,596.95) | (\$569,312.30) | (\$583,350.02) | (\$581,154.54) | (\$462,624.74) |
| ACCUM.SURPLUS / (DEFICIT) C/F | 累積盈餘/(赤字) | (\$449,310.48) | (\$455,904.15) | (\$467,356.68) | (\$490,779.69) | (\$482,601.15) | (\$494,834.13) | (\$515,661.18) | (\$577,596.95) | (\$569,312.30) | (\$583,350.02) | (\$581,154.54) | (\$609,174.71) | (\$609,174.71) |



T.L.60
HONG KONG GARDENS - BLOCK 9 豪景花園第九座
STATEMENT OF COMPREHENSIVE INCOME 收支報告表
(FORMERLY KNOWN AS INCOME & EXPENDITURE ACCOUNT)

| | | Jan-22 (一月) | Feb-22 (二月) | Mar-22 (三月) | Apr-22 (四月) | May-22 (五月) | Jun-22 (六月) | Jul-22 (七月) | Aug-22 (八月) | Sep-22 (九月) | Oct-22 (十月) | Nov-22 (十一月) | Dec-22 (十二月) | 1-12/2022 TOTAL總計 |
|------------------------------------|-----------|----------------|----------------|----------------|----------------|----------------|----------------|----------------|----------------|----------------|----------------|----------------|----------------|----------------------|
| INCOME: | 收入 | | | | | | | | | | | | | |
| MANAGEMENT FEE RECEIVED | 管理費收入 | \$204,336.00 | \$204,336.00 | \$204,336.00 | \$204,336.00 | \$204,336.00 | \$204,336.00 | \$204,336.00 | \$204,336.00 | \$204,336.00 | \$204,336.00 | \$204,336.00 | \$204,336.00 | \$2,452,032.00 |
| LESS: SINKING FUND | 減：儲備基金 | (\$10,216.80) | (\$10,216.80) | (\$10,216.80) | (\$10,216.80) | (\$10,216.80) | (\$10,216.80) | (\$10,216.80) | (\$10,216.80) | (\$10,216.80) | (\$10,216.80) | (\$10,216.80) | (\$10,216.80) | (\$122,601.60) |
| INSURANCE AND OTHER COMPENSATION | 保險及其他賠償 | \$0.00 | \$0.00 | \$0.00 | \$0.00 | \$0.00 | \$0.00 | \$0.00 | \$0.00 | \$0.00 | \$0.00 | \$0.00 | \$0.00 | \$0.00 |
| LEGAL FEE RECOVERED | 訴訟費收入 | \$0.00 | \$0.00 | \$0.00 | \$0.00 | \$0.00 | \$0.00 | \$0.00 | \$0.00 | \$0.00 | \$0.00 | \$0.00 | \$0.00 | \$0.00 |
| INTEREST INCOME | 利息收入 | \$0.00 | \$0.00 | \$0.00 | \$0.00 | \$0.00 | \$0.00 | \$0.00 | \$0.00 | \$0.00 | \$0.00 | \$0.00 | \$0.00 | \$0.00 |
| SUNDRY INCOME | 什項收入 | \$0.00 | \$0.00 | \$0.00 | \$0.00 | \$0.00 | \$0.00 | \$0.00 | \$0.00 | \$0.00 | \$100.00 | \$0.00 | \$27,846.91 | \$27,946.91 |
| | | \$194,119.20 | \$194,119.20 | \$194,119.20 | \$194,119.20 | \$194,119.20 | \$194,119.20 | \$194,119.20 | \$194,119.20 | \$194,119.20 | \$194,219.20 | \$194,119.20 | \$221,966.11 | \$2,357,377.31 |
| EXPENSES: | 減：支出 | | | | | | | | | | | | | |
| APPORTIONMENT OF GARDENS EXPENSES | 公共費用之分攤 | \$86,740.57 | \$99,024.00 | \$105,242.25 | \$124,693.97 | \$91,289.50 | \$104,066.46 | \$97,055.68 | \$98,837.27 | \$86,830.18 | \$107,579.78 | \$90,779.91 | \$112,218.86 | \$1,204,358.43 |
| AUDITORS REMUNERATION | 核數費 | \$0.00 | \$0.00 | \$0.00 | \$0.00 | \$0.00 | \$0.00 | \$0.00 | \$0.00 | \$0.00 | \$0.00 | \$0.00 | \$818.20 | \$818.20 |
| CONSULTING FEE | 諮詢費 | \$0.00 | \$0.00 | \$0.00 | \$0.00 | \$0.00 | \$0.00 | \$0.00 | \$0.00 | \$0.00 | \$0.00 | \$0.00 | \$0.00 | \$0.00 |
| CLEANING EXPENSES | 清潔費 | \$9,370.00 | \$9,370.00 | \$9,370.00 | \$9,370.00 | \$9,370.00 | \$9,370.00 | \$9,370.00 | \$9,370.00 | \$9,370.00 | \$10,844.61 | \$9,887.13 | \$9,609.71 | \$114,671.45 |
| DEBRIS REMOVAL CHARGES | 清泥頭費 | \$0.00 | \$0.00 | \$0.00 | \$0.00 | \$0.00 | \$0.00 | \$0.00 | \$0.00 | \$0.00 | \$0.00 | \$0.00 | \$0.00 | \$0.00 |
| ELECTRICITY | 電費 | \$9,312.00 | \$9,623.00 | \$8,147.00 | \$9,399.00 | \$9,569.00 | \$11,974.00 | \$11,217.00 | \$11,922.00 | \$11,867.00 | \$10,998.00 | \$11,052.00 | \$10,851.00 | \$125,931.00 |
| FESTIVAL DECORATION EXPENSES | 節日裝飾 | \$0.00 | \$0.00 | \$0.00 | \$470.00 | \$0.00 | \$0.00 | \$0.00 | \$0.00 | \$0.00 | \$0.00 | \$0.00 | \$0.00 | \$470.00 |
| FURNITURE, FIXTURES & EQUIPMENT | 屋苑設備 | \$0.00 | \$0.00 | \$0.00 | \$0.00 | \$0.00 | \$0.00 | \$0.00 | \$0.00 | \$0.00 | \$0.00 | \$0.00 | \$0.00 | \$0.00 |
| MAINTENANCE, REPAIR & INSTALLATION | 保養維修 | | | | | | | | | | | | | |
| CONCRETE AND SCAFFOLDING | 外牆維修及搭棚 | \$0.00 | \$0.00 | \$0.00 | \$0.00 | \$0.00 | \$0.00 | \$0.00 | \$25,203.00 | \$0.00 | \$0.00 | \$0.00 | \$13,210.00 | \$38,413.00 |
| DRAINAGE, ELECTRICALS & PUMPS | 水電保養維修 | \$1,855.00 | \$43.00 | \$220.00 | \$1,115.00 | \$28.00 | \$72.00 | \$2,846.00 | \$280.50 | \$37.00 | \$920.00 | \$3.00 | \$2,549.00 | \$9,968.50 |
| SECURITY SYSTEM / SMATV. SYM | 保安系統/衛星電視 | \$340.00 | \$340.00 | \$340.00 | \$340.00 | \$340.00 | \$340.00 | \$534.44 | \$2,029.44 | \$545.58 | \$540.00 | \$540.00 | \$540.00 | \$6,769.44 |
| FIRE FIGHTING SYSTEM | 消防保養 | \$0.00 | \$0.00 | \$0.00 | \$0.00 | \$0.00 | \$0.00 | \$0.00 | \$0.00 | \$0.00 | \$0.00 | \$4,560.00 | \$0.00 | \$4,560.00 |
| LIFTS | 升降機 | \$9,060.00 | \$9,060.00 | \$9,060.00 | \$9,060.00 | \$9,060.00 | \$9,640.00 | \$9,060.00 | \$9,060.00 | \$9,060.00 | \$9,060.00 | \$9,060.00 | \$9,060.00 | \$109,300.00 |
| MANAGER'S REMUNERATION 4% | 管理酬金 4% | \$2,945.29 | \$2,885.25 | \$2,848.29 | \$2,937.99 | \$2,893.62 | \$3,003.65 | \$3,068.91 | \$4,068.41 | \$2,986.23 | \$3,042.32 | \$3,151.90 | \$3,626.00 | \$37,457.86 |
| MAINTENANCE FUND 11% | 維修基金 11% | \$8,099.56 | \$7,934.45 | \$7,832.80 | \$8,079.48 | \$7,957.46 | \$8,260.05 | \$8,439.50 | \$11,188.13 | \$8,212.13 | \$8,366.37 | \$8,667.72 | \$9,971.49 | \$103,009.14 |
| PEST CONTROL | 殺蟲滅鼠 | \$0.00 | \$0.00 | \$0.00 | \$0.00 | \$0.00 | \$0.00 | \$0.00 | \$0.00 | \$0.00 | \$0.00 | \$0.00 | \$0.00 | \$0.00 |
| PRINTING AND STATIONERY | 印刷及廣告費 | \$0.00 | \$0.00 | \$0.00 | \$0.00 | \$0.00 | \$0.00 | \$0.00 | \$0.00 | \$0.00 | \$0.00 | \$0.00 | \$238.95 | \$238.95 |
| SECURITY GUARD SERVICE CHARGES | 保安費 | \$42,778.00 | \$42,778.00 | \$42,778.00 | \$42,778.00 | \$42,778.00 | \$42,778.00 | \$42,778.00 | \$42,778.00 | \$42,778.00 | \$42,778.00 | \$42,778.00 | \$42,778.00 | \$513,336.00 |
| SUNDRY EXPENSES | 什項支出 | \$760.32 | \$760.32 | \$1,135.24 | \$760.82 | \$1,038.58 | \$760.32 | \$760.32 | \$760.32 | \$841.18 | \$760.32 | \$760.32 | \$777.92 | \$9,875.98 |
| TELEPHONE | 電話費 | \$157.00 | \$157.00 | \$157.00 | \$157.00 | \$157.00 | \$157.00 | \$157.00 | \$157.00 | \$157.00 | \$157.00 | \$157.00 | \$157.00 | \$1,884.00 |
| WATER FEE | 水費 | \$0.00 | \$0.00 | \$0.00 | \$0.00 | \$0.00 | \$0.00 | \$0.00 | \$150.00 | \$0.00 | \$0.00 | \$0.00 | \$60.10 | \$210.10 |
| TOTAL EXPENSES | 總支出 | \$171,417.74 | \$181,975.02 | \$187,130.58 | \$209,161.26 | \$174,481.16 | \$190,421.48 | \$185,286.85 | \$215,804.07 | \$172,684.28 | \$195,046.40 | \$181,396.98 | \$216,466.23 | \$2,281,272.05 |
| SURPLUS / (DEFICIT) FOR THE PERIOD | 本期盈餘/(赤字) | \$22,701.46 | \$12,144.18 | \$6,988.62 | (\$15,042.06) | \$19,638.04 | \$3,697.72 | \$8,832.35 | (\$21,684.87) | \$21,434.92 | (\$827.20) | \$12,722.22 | \$6,499.88 | \$76,105.26 |
| SURPLUS / (DEFICIT) B/F | 承上結存 | (\$417,403.12) | (\$394,701.66) | (\$382,557.48) | (\$375,568.86) | (\$390,610.92) | (\$370,972.88) | (\$367,275.16) | (\$358,442.81) | (\$380,127.68) | (\$358,692.76) | (\$359,519.96) | (\$346,797.74) | (\$417,403.12) |
| ACCUM.SURPLUS / (DEFICIT) C/F | 累積盈餘/(赤字) | (\$394,701.66) | (\$382,557.48) | (\$375,568.86) | (\$390,610.92) | (\$370,972.88) | (\$367,275.16) | (\$358,442.81) | (\$380,127.68) | (\$358,692.76) | (\$359,519.96) | (\$346,797.74) | (\$341,297.86) | (\$341,297.86) |



T.L.60
HONG KONG GARDENS - BLOCK 10 豪景花園第十座
STATEMENT OF COMPREHENSIVE INCOME 收支報告表
(FORMERLY KNOWN AS INCOME & EXPENDITURE ACCOUNT)

| | | Jan-22 (一月) | Feb-22 (二月) | Mar-22 (三月) | Apr-22 (四月) | May-22 (五月) | Jun-22 (六月) | Jul-22 (七月) | Aug-22 (八月) | Sep-22 (九月) | Oct-22 (十月) | Nov-22 (十一月) | Dec-22 (十二月) | 1-12/2022 TOTAL總計 |
|-------------------------------------|-----------|----------------|----------------|----------------|----------------|----------------|----------------|----------------|----------------|----------------|----------------|----------------|----------------|----------------------|
| INCOME: | 收入 | | | | | | | | | | | | | |
| MANAGEMENT FEE RECEIVED | 管理費收入 | \$189,200.00 | \$189,200.00 | \$189,200.00 | \$189,200.00 | \$189,200.00 | \$189,200.00 | \$189,200.00 | \$189,200.00 | \$189,200.00 | \$189,200.00 | \$189,200.00 | \$189,200.00 | \$2,270,400.00 |
| LESS: SINKING FUND | 減：儲備基金 | (\$9,460.00) | (\$9,460.00) | (\$9,460.00) | (\$9,460.00) | (\$9,460.00) | (\$9,460.00) | (\$9,460.00) | (\$9,460.00) | (\$9,460.00) | (\$9,460.00) | (\$9,460.00) | (\$9,460.00) | (\$113,520.00) |
| LESS: PROVISION FOR BAD DEBT - M.F. | 管理費壞賬撥備 | \$0.00 | \$0.00 | \$0.00 | \$0.00 | \$0.00 | \$0.00 | \$0.00 | \$0.00 | \$0.00 | \$0.00 | \$0.00 | \$0.00 | \$0.00 |
| ADD: BAD DEBT (M.F.) WRITTEN BACK | 收回管理費壞賬 | \$0.00 | \$0.00 | \$0.00 | \$0.00 | \$0.00 | \$0.00 | \$0.00 | \$0.00 | \$0.00 | \$0.00 | \$0.00 | \$0.00 | \$0.00 |
| INSURANCE AND OTHER COMPENSATION | 保險及其他賠償 | \$0.00 | \$0.00 | \$0.00 | \$0.00 | \$0.00 | \$0.00 | \$0.00 | \$2,500.00 | \$0.00 | \$0.00 | \$0.00 | \$0.00 | \$2,500.00 |
| LEGAL FEE RECOVERED | 訴訟費收入 | \$0.00 | \$0.00 | \$0.00 | \$0.00 | \$0.00 | \$0.00 | \$0.00 | \$0.00 | \$0.00 | \$0.00 | \$0.00 | \$0.00 | \$0.00 |
| INTEREST INCOME | 利息收入 | \$0.00 | \$0.00 | \$0.00 | \$0.00 | \$0.00 | \$0.00 | \$0.00 | \$0.00 | \$0.00 | \$0.00 | \$0.00 | \$0.00 | \$0.00 |
| SUNDRY INCOME | 什項收入 | \$0.00 | \$0.00 | \$0.00 | \$0.00 | \$0.00 | \$0.00 | \$0.00 | \$0.00 | \$0.00 | \$0.00 | \$0.00 | \$27,846.91 | \$27,846.91 |
| | | \$179,740.00 | \$179,740.00 | \$179,740.00 | \$179,740.00 | \$179,740.00 | \$179,740.00 | \$179,740.00 | \$182,240.00 | \$179,740.00 | \$179,740.00 | \$179,740.00 | \$207,586.91 | \$2,187,226.91 |
| EXPENSES: | 減：支出 | | | | | | | | | | | | | |
| APPORTIONMENT OF GARDENS EXPENSES | 公共費用之分攤 | \$86,740.57 | \$99,024.00 | \$105,242.25 | \$124,693.97 | \$91,289.50 | \$104,066.46 | \$97,055.68 | \$98,837.27 | \$86,830.18 | \$107,579.78 | \$90,779.91 | \$112,218.86 | \$1,204,358.43 |
| AUDITORS REMUNERATION | 核數費 | \$0.00 | \$0.00 | \$0.00 | \$0.00 | \$0.00 | \$0.00 | \$0.00 | \$0.00 | \$0.00 | \$0.00 | \$0.00 | \$818.20 | \$818.20 |
| CONSULTING FEE | 諮詢費 | \$0.00 | \$0.00 | \$0.00 | \$0.00 | \$0.00 | \$0.00 | \$0.00 | \$0.00 | \$0.00 | \$0.00 | \$0.00 | \$0.00 | \$0.00 |
| CLEANING EXPENSES | 清潔費 | \$9,370.00 | \$9,370.00 | \$9,370.00 | \$9,370.00 | \$9,370.00 | \$9,370.00 | \$9,370.00 | \$9,370.00 | \$9,370.00 | \$9,873.88 | \$9,669.60 | \$9,528.35 | \$113,401.83 |
| DEBRIS REMOVAL CHARGES | 清泥頭費 | \$0.00 | \$0.00 | \$0.00 | \$0.00 | \$0.00 | \$0.00 | \$0.00 | \$0.00 | \$0.00 | \$0.00 | \$0.00 | \$0.00 | \$0.00 |
| ELECTRICITY | 電費 | \$9,529.00 | \$9,797.00 | \$8,062.00 | \$8,902.00 | \$9,246.00 | \$11,356.00 | \$10,968.00 | \$11,351.00 | \$11,434.00 | \$10,839.00 | \$11,167.00 | \$10,549.00 | \$123,200.00 |
| FESTIVAL DECORATION EXPENSES | 節日裝飾 | \$0.00 | \$0.00 | \$0.00 | \$470.00 | \$0.00 | \$0.00 | \$0.00 | \$0.00 | \$0.00 | \$0.00 | \$0.00 | \$0.00 | \$470.00 |
| FURNITURE, FIXTURES & EQUIPMENT | 屋苑設備 | \$0.00 | \$0.00 | \$0.00 | \$0.00 | \$0.00 | \$0.00 | \$0.00 | \$0.00 | \$0.00 | \$0.00 | \$0.00 | \$0.00 | \$0.00 |
| LEGAL FEE | 訴訟費 | \$0.00 | \$0.00 | \$0.00 | \$0.00 | \$0.00 | \$0.00 | \$0.00 | \$0.00 | \$0.00 | \$0.00 | \$0.00 | \$0.00 | \$0.00 |
| MAINTENANCE, REPAIR & INSTALLATION | 保養維修 | | | | | | | | | | | | | |
| CONCRETE AND SCAFFOLDING | 外牆維修及搭棚 | \$0.00 | \$9,301.00 | \$0.00 | \$0.00 | \$5,050.00 | \$13,401.00 | \$18,600.00 | \$19,800.00 | \$0.00 | \$0.00 | \$21,041.00 | \$67,963.00 | \$155,156.00 |
| DRAINAGE, ELECTRICALS & PUMPS | 水電保養維修 | \$1,855.00 | \$0.00 | \$10,500.00 | \$987.00 | \$0.00 | \$0.00 | \$1,875.00 | \$22.00 | \$15.00 | \$950.00 | \$27.00 | \$0.00 | \$16,231.00 |
| SECURITY SYSTEM / SMATV. SYM | 保安系統/衛星電視 | \$340.00 | \$340.00 | \$340.00 | \$340.00 | \$340.00 | \$340.00 | \$534.44 | \$2,029.44 | \$545.56 | \$540.00 | \$540.00 | \$540.00 | \$8,769.44 |
| FIRE FIGHTING SYSTEM | 消防保養 | \$0.00 | \$0.00 | \$0.00 | \$0.00 | \$0.00 | \$0.00 | \$0.00 | \$0.00 | \$0.00 | \$0.00 | \$3,613.00 | \$0.00 | \$3,613.00 |
| LIFTS | 升降機 | \$9,060.00 | \$9,060.00 | \$9,060.00 | \$9,060.00 | \$9,060.00 | \$9,640.00 | \$9,060.00 | \$9,060.00 | \$9,060.00 | \$9,060.00 | \$9,060.00 | \$9,060.00 | \$109,300.00 |
| MANAGER'S REMUNERATION 4% | 管理酬金 4% | \$2,954.01 | \$3,262.57 | \$3,267.00 | \$2,913.03 | \$3,081.62 | \$3,512.13 | \$3,764.15 | \$3,824.77 | \$2,977.27 | \$2,998.37 | \$3,952.56 | \$5,707.36 | \$42,214.84 |
| MAINTENANCE FUND 11% | 維修基金 11% | \$8,123.54 | \$8,972.08 | \$8,984.25 | \$8,010.84 | \$8,474.46 | \$9,658.37 | \$10,351.41 | \$10,518.13 | \$8,187.49 | \$8,245.51 | \$10,869.53 | \$15,695.23 | \$116,090.84 |
| PEST CONTROL | 殺蟲滅鼠 | \$0.00 | \$0.00 | \$0.00 | \$0.00 | \$0.00 | \$0.00 | \$0.00 | \$0.00 | \$0.00 | \$0.00 | \$0.00 | \$0.00 | \$0.00 |
| PRINTING AND STATIONERY | 印刷及廣告費 | \$0.00 | \$0.00 | \$0.00 | \$0.00 | \$0.00 | \$0.00 | \$0.00 | \$0.00 | \$0.00 | \$0.00 | \$0.00 | \$240.75 | \$240.75 |
| SECURITY GUARD SERVICE CHARGES | 保安費 | \$42,778.00 | \$42,778.00 | \$42,778.00 | \$42,778.00 | \$42,778.00 | \$42,778.00 | \$42,778.00 | \$42,778.00 | \$42,778.00 | \$42,778.00 | \$42,778.00 | \$42,778.00 | \$513,336.00 |
| SUNDRY EXPENSES | 什項支出 | \$760.32 | \$760.32 | \$1,407.04 | \$760.82 | \$1,038.58 | \$760.32 | \$760.32 | \$760.32 | \$1,071.18 | \$760.32 | \$760.32 | \$932.42 | \$10,532.28 |
| TRAVELLING | 交通費 | \$0.00 | \$0.00 | \$0.00 | \$0.00 | \$0.00 | \$0.00 | \$0.00 | \$0.00 | \$0.00 | \$0.00 | \$0.00 | \$0.00 | \$0.00 |
| TELEPHONE | 電話費 | \$158.00 | \$158.00 | \$158.00 | \$158.00 | \$158.00 | \$158.00 | \$158.00 | \$158.00 | \$158.00 | \$158.00 | \$158.00 | \$158.00 | \$1,896.00 |
| WATER FEE | 水費 | \$0.00 | \$0.00 | \$0.00 | \$0.00 | \$0.00 | \$0.00 | \$0.00 | \$290.60 | \$0.00 | \$0.00 | \$0.00 | \$116.20 | \$406.80 |
| TOTAL EXPENSES | 總支出 | \$171,668.44 | \$192,822.97 | \$199,168.54 | \$208,443.66 | \$179,886.16 | \$205,040.28 | \$205,275.00 | \$208,799.53 | \$172,426.68 | \$193,782.86 | \$204,415.92 | \$276,305.37 | \$2,418,035.41 |
| SURPLUS / (DEFICIT) FOR THE PERIOD | 本期盈餘/(赤字) | \$8,071.56 | (\$13,082.97) | (\$19,428.54) | (\$28,703.66) | (\$146.16) | (\$25,300.28) | (\$25,535.00) | (\$26,559.53) | \$7,313.32 | (\$14,042.86) | (\$24,675.92) | (\$68,718.46) | (\$230,808.50) |
| SURPLUS / (DEFICIT) B/F | 承上結存 | (\$105,973.57) | (\$97,902.01) | (\$110,984.98) | (\$130,413.52) | (\$159,117.18) | (\$159,263.34) | (\$184,563.62) | (\$210,098.62) | (\$236,658.15) | (\$229,344.83) | (\$243,387.69) | (\$268,063.61) | (\$105,973.57) |
| ACCUM.SURPLUS / (DEFICIT) C/F | 累積盈餘/(赤字) | (\$97,902.01) | (\$110,984.98) | (\$130,413.52) | (\$159,117.18) | (\$159,263.34) | (\$184,563.62) | (\$210,098.62) | (\$236,658.15) | (\$229,344.83) | (\$243,387.69) | (\$268,063.61) | (\$336,782.07) | (\$336,782.07) |



T.L.60

HONG KONG GARDENS - BLOCK 11 豪景花園第十一座
STATEMENT OF COMPREHENSIVE INCOME 收支報告表
(FORMERLY KNOWN AS INCOME & EXPENDITURE ACCOUNT)

| | | Jan-22 (一月) | Feb-22 (二月) | Mar-22 (三月) | Apr-22 (四月) | May-22 (五月) | Jun-22 (六月) | Jul-22 (七月) | Aug-22 (八月) | Sep-22 (九月) | Oct-22 (十月) | Nov-22 (十一月) | Dec-22 (十二月) | 1-12/2022 TOTAL總計 |
|------------------------------------|-----------|--------------|--------------|---------------|---------------|---------------|---------------|----------------|----------------|----------------|----------------|----------------|----------------|----------------------|
| INCOME: | 收入 | | | | | | | | | | | | | |
| MANAGEMENT FEE RECEIVED | 管理費收入 | \$192,192.00 | \$192,192.00 | \$192,192.00 | \$192,192.00 | \$192,192.00 | \$192,192.00 | \$192,192.00 | \$192,192.00 | \$192,192.00 | \$192,192.00 | \$192,192.00 | \$192,192.00 | \$2,306,304.00 |
| LESS: SINKING FUND | 減: 儲備基金 | (\$9,609.60) | (\$9,609.60) | (\$9,609.60) | (\$9,609.60) | (\$9,609.60) | (\$9,609.60) | (\$9,609.60) | (\$9,609.60) | (\$9,609.60) | (\$9,609.60) | (\$9,609.60) | (\$9,609.60) | (\$115,315.20) |
| INSURANCE AND OTHER COMPENSATION | 保險及其他賠償 | \$0.00 | \$0.00 | \$0.00 | \$0.00 | \$0.00 | \$0.00 | \$0.00 | \$0.00 | \$0.00 | \$0.00 | \$0.00 | \$0.00 | \$0.00 |
| LEGAL FEE RECOVERED | 訴訟費收入 | \$0.00 | \$0.00 | \$0.00 | \$0.00 | \$0.00 | \$0.00 | \$0.00 | \$0.00 | \$0.00 | \$0.00 | \$0.00 | \$0.00 | \$0.00 |
| INTEREST INCOME | 利息收入 | \$0.00 | \$0.00 | \$0.00 | \$0.00 | \$0.00 | \$0.00 | \$0.00 | \$0.00 | \$0.00 | \$0.00 | \$0.00 | \$0.00 | \$0.00 |
| SUNDRY INCOME | 什項收入 | \$0.00 | \$0.00 | \$0.00 | \$0.00 | \$0.00 | \$0.00 | \$0.00 | \$0.00 | \$0.00 | \$0.00 | \$0.00 | \$27,846.91 | \$27,846.91 |
| | | \$182,582.40 | \$182,582.40 | \$182,582.40 | \$182,582.40 | \$182,582.40 | \$182,582.40 | \$182,582.40 | \$182,582.40 | \$182,582.40 | \$182,582.40 | \$182,582.40 | \$210,429.31 | \$2,218,835.71 |
| EXPENSES: | 減: 支出 | | | | | | | | | | | | | |
| APPORTIONMENT OF GARDENS EXPENSES | 公共費用之分攤 | \$86,740.57 | \$99,024.00 | \$105,242.25 | \$124,693.97 | \$91,289.50 | \$104,066.46 | \$97,055.68 | \$98,837.27 | \$86,830.18 | \$107,579.78 | \$90,779.91 | \$112,218.86 | \$1,204,358.43 |
| AUDITORS REMUNERATION | 核數費 | \$0.00 | \$0.00 | \$0.00 | \$0.00 | \$0.00 | \$0.00 | \$0.00 | \$0.00 | \$0.00 | \$0.00 | \$0.00 | \$818.20 | \$818.20 |
| CONSULTING FEE | 諮詢費 | \$0.00 | \$0.00 | \$0.00 | \$0.00 | \$0.00 | \$0.00 | \$0.00 | \$0.00 | \$0.00 | \$0.00 | \$0.00 | \$0.00 | \$0.00 |
| CLEANING EXPENSES | 清潔費 | \$9,370.00 | \$9,370.00 | \$9,370.00 | \$9,370.00 | \$9,370.00 | \$9,370.00 | \$9,370.00 | \$9,370.00 | \$9,370.00 | \$11,301.01 | \$9,438.73 | \$10,790.10 | \$115,858.84 |
| DEBRIS REMOVAL CHARGES | 清泥頭費 | \$0.00 | \$0.00 | \$0.00 | \$0.00 | \$0.00 | \$0.00 | \$0.00 | \$0.00 | \$0.00 | \$0.00 | \$0.00 | \$0.00 | \$0.00 |
| ELECTRICITY | 電費 | \$9,246.00 | \$9,847.00 | \$8,364.00 | \$9,268.00 | \$9,545.00 | \$11,742.00 | \$11,537.00 | \$12,351.00 | \$12,263.00 | \$11,462.00 | \$11,446.00 | \$8,934.12 | \$126,005.12 |
| FESTIVAL DECORATION EXPENSES | 節日裝飾 | \$0.00 | \$0.00 | \$0.00 | \$470.00 | \$0.00 | \$0.00 | \$0.00 | \$0.00 | \$0.00 | \$0.00 | \$0.00 | \$0.00 | \$470.00 |
| FURNITURE, FIXTURES & EQUIPMENT | 屋苑設備 | \$0.00 | \$0.00 | \$0.00 | \$0.00 | \$0.00 | \$0.00 | \$0.00 | \$0.00 | \$0.00 | \$0.00 | \$0.00 | \$0.00 | \$0.00 |
| GARDENING EXPENSES | 園藝種植 | \$0.00 | \$0.00 | \$0.00 | \$0.00 | \$0.00 | \$0.00 | \$0.00 | \$0.00 | \$0.00 | \$0.00 | \$0.00 | \$0.00 | \$0.00 |
| LEGAL FEE | 訴訟費 | \$0.00 | \$0.00 | \$0.00 | \$0.00 | \$0.00 | \$0.00 | \$0.00 | (\$10,000.00) | \$0.00 | \$0.00 | \$0.00 | \$0.00 | (\$10,000.00) |
| MAINTENANCE, REPAIR & INSTALLATION | 保養維修 | | | | | | | | | | | | | |
| CONCRETE AND SCAFFOLDING | 外牆維修及搭棚 | \$0.00 | \$3,800.00 | \$0.00 | \$0.00 | \$0.00 | \$22,202.00 | \$5,920.00 | \$0.00 | \$4,502.00 | \$9,040.00 | \$11,901.00 | \$22,972.00 | \$80,337.00 |
| DRAINAGE, ELECTRICALS & PUMPS | 水電保養維修 | \$2,080.00 | \$155.00 | \$10,500.00 | \$1,026.00 | \$215.00 | \$20.00 | \$2,308.00 | \$17,857.00 | \$43.00 | \$1,108.00 | \$231.00 | \$1,341.00 | \$36,884.00 |
| SECURITY SYSTEM / SMATV. SYM | 保安系統/衛星電視 | \$340.00 | \$340.00 | \$340.00 | \$340.00 | \$340.00 | \$340.00 | \$534.44 | \$2,029.44 | \$545.56 | \$540.00 | \$540.00 | \$540.00 | \$6,769.44 |
| FIRE FIGHTING SYSTEM | 消防保養 | \$0.00 | \$0.00 | \$0.00 | \$0.00 | \$0.00 | \$0.00 | \$0.00 | \$0.00 | \$0.00 | \$0.00 | \$2,323.00 | \$0.00 | \$2,323.00 |
| LIFTS | 升降機 | \$9,060.00 | \$9,060.00 | \$9,060.00 | \$34,770.00 | \$9,060.00 | \$9,640.00 | \$9,060.00 | \$9,060.00 | \$9,060.00 | \$9,060.00 | \$9,060.00 | \$9,060.00 | \$135,010.00 |
| MANAGER'S REMUNERATION 4% | 管理酬金 4% | \$2,951.69 | \$3,050.73 | \$3,268.21 | \$3,957.63 | \$2,900.18 | \$3,880.41 | \$3,297.03 | \$3,341.31 | \$3,182.43 | \$3,452.29 | \$3,545.44 | \$3,946.04 | \$40,773.39 |
| MAINTENANCE FUND 11% | 維修基金 11% | \$8,117.16 | \$8,389.52 | \$8,987.58 | \$10,883.49 | \$7,975.50 | \$10,671.14 | \$9,066.83 | \$9,188.61 | \$8,751.68 | \$9,493.80 | \$9,749.97 | \$10,851.62 | \$112,126.90 |
| PEST CONTROL | 殺蟲滅鼠 | \$0.00 | \$0.00 | \$0.00 | \$0.00 | \$0.00 | \$0.00 | \$0.00 | \$0.00 | \$0.00 | \$0.00 | \$0.00 | \$0.00 | \$0.00 |
| PRINTING AND STATIONERY | 印刷及廣告費 | \$0.00 | \$0.00 | \$0.00 | \$0.00 | \$0.00 | \$0.00 | \$0.00 | \$0.00 | \$0.00 | \$0.00 | \$0.00 | \$235.65 | \$235.65 |
| SECURITY GUARD SERVICE CHARGES | 保安費 | \$42,778.00 | \$42,778.00 | \$42,778.00 | \$42,778.00 | \$42,778.00 | \$42,778.00 | \$42,778.00 | \$41,371.60 | \$42,778.00 | \$42,778.00 | \$42,778.00 | \$42,778.00 | \$511,929.60 |
| SUNDRY EXPENSES | 什項支出 | \$760.32 | \$760.32 | \$1,135.24 | \$760.82 | \$1,038.58 | \$760.32 | \$760.32 | \$760.32 | \$841.18 | \$860.22 | \$760.32 | \$770.22 | \$9,968.18 |
| TELEPHONE | 電話費 | \$158.00 | \$158.00 | \$158.00 | \$158.00 | \$158.00 | \$158.00 | \$158.00 | \$158.00 | \$158.00 | \$158.00 | \$158.00 | \$162.38 | \$1,900.38 |
| WATER FEE | 水費 | \$0.00 | \$0.00 | \$0.00 | \$0.00 | \$0.00 | \$0.00 | \$0.00 | \$575.50 | \$0.00 | \$0.00 | \$0.00 | \$249.40 | \$824.90 |
| TOTAL EXPENSES | 總支出 | \$171,601.74 | \$186,732.57 | \$199,203.28 | \$238,475.91 | \$174,669.76 | \$215,628.33 | \$191,845.30 | \$194,900.05 | \$178,325.03 | \$206,833.10 | \$192,711.37 | \$225,667.59 | \$2,376,594.03 |
| SURPLUS / (DEFICIT) FOR THE PERIOD | 本期盈餘/(赤字) | \$10,980.66 | (\$4,150.17) | (\$16,620.88) | (\$55,893.51) | \$7,912.64 | (\$33,045.93) | (\$9,262.90) | (\$12,317.65) | \$4,257.37 | (\$24,250.70) | (\$10,128.97) | (\$15,238.28) | (\$157,758.32) |
| SURPLUS / (DEFICIT) B/F | 承上結存 | (\$3,900.13) | \$7,080.53 | \$2,930.36 | (\$13,690.52) | (\$69,584.03) | (\$61,671.39) | (\$94,717.32) | (\$103,980.22) | (\$116,297.87) | (\$112,040.50) | (\$136,291.20) | (\$146,420.17) | (\$3,900.13) |
| ACCUM.SURPLUS / (DEFICIT) C/F | 累積盈餘/(赤字) | \$7,080.53 | \$2,930.36 | (\$13,690.52) | (\$69,584.03) | (\$61,671.39) | (\$94,717.32) | (\$103,980.22) | (\$116,297.87) | (\$112,040.50) | (\$136,291.20) | (\$146,420.17) | (\$161,658.45) | (\$161,658.45) |



T.L.60
HONG KONG GARDENS - BLOCK 12 豪景花園 第十二座
STATEMENT OF COMPREHENSIVE INCOME 收支報告表
(FORMERLY KNOWN AS INCOME & EXPENDITURE ACCOUNT)

| | | Jan-22 (一月) | Feb-22 (二月) | Mar-22 (三月) | Apr-22 (四月) | May-22 (五月) | Jun-22 (六月) | Jul-22 (七月) | Aug-22 (八月) | Sep-22 (九月) | Oct-22 (十月) | Nov-22 (十一月) | Dec-22 (十二月) | 1-12/2022 TOTAL總計 |
|-------------------------------------|-----------|----------------|----------------|----------------|----------------|----------------|----------------|----------------|----------------|----------------|----------------|----------------|----------------|----------------------|
| INCOME: | 收入 | | | | | | | | | | | | | |
| MANAGEMENT FEE RECEIVED | 管理費收入 | \$189,200.00 | \$189,200.00 | \$189,200.00 | \$189,200.00 | \$189,200.00 | \$189,200.00 | \$189,200.00 | \$189,200.00 | \$189,200.00 | \$189,200.00 | \$189,200.00 | \$189,200.00 | \$2,270,400.00 |
| LESS: SINKING FUND | 減：儲備基金 | (\$9,460.00) | (\$9,460.00) | (\$9,460.00) | (\$9,460.00) | (\$9,460.00) | (\$9,460.00) | (\$9,460.00) | (\$9,460.00) | (\$9,460.00) | (\$9,460.00) | (\$9,460.00) | (\$9,460.00) | (\$113,520.00) |
| LESS: PROVISION FOR BAD DEBT - M.F. | 管理費壞賬撥備 | \$0.00 | \$0.00 | \$0.00 | \$0.00 | \$0.00 | \$0.00 | \$0.00 | \$0.00 | \$0.00 | \$0.00 | \$0.00 | \$0.00 | \$0.00 |
| INSURANCE AND OTHER COMPENSATION | 保險及其他賠償 | \$0.00 | \$0.00 | \$0.00 | \$0.00 | \$0.00 | \$0.00 | \$0.00 | \$0.00 | \$0.00 | \$0.00 | \$0.00 | \$0.00 | \$0.00 |
| LEGAL FEE RECOVERED | 訴訟費收入 | \$0.00 | \$0.00 | \$0.00 | \$0.00 | \$0.00 | \$0.00 | \$0.00 | \$0.00 | \$0.00 | \$0.00 | \$0.00 | \$0.00 | \$0.00 |
| INTEREST INCOME | 利息收入 | \$0.00 | \$0.00 | \$0.00 | \$0.00 | \$0.00 | \$0.00 | \$0.00 | \$0.00 | \$0.00 | \$0.00 | \$0.00 | \$0.00 | \$0.00 |
| SUNDRY INCOME | 什項收入 | \$0.00 | \$0.00 | \$0.00 | \$0.00 | \$0.00 | \$0.00 | \$0.00 | \$100.00 | \$0.00 | \$0.00 | \$0.00 | \$27,846.93 | \$27,946.93 |
| | | \$179,740.00 | \$179,740.00 | \$179,740.00 | \$179,740.00 | \$179,740.00 | \$179,740.00 | \$179,740.00 | \$179,840.00 | \$179,740.00 | \$179,740.00 | \$179,740.00 | \$207,586.93 | \$2,184,826.93 |
| EXPENSES: | 減：支出 | | | | | | | | | | | | | |
| APPORTIONMENT OF GARDENS EXPENSES | 公共費用之分攤 | \$86,740.57 | \$99,024.00 | \$105,242.25 | \$124,693.97 | \$91,289.50 | \$104,066.46 | \$97,055.68 | \$98,837.27 | \$86,830.18 | \$107,579.78 | \$90,779.91 | \$112,218.86 | \$1,204,358.43 |
| AUDITORS REMUNERATION | 核數費 | \$0.00 | \$0.00 | \$0.00 | \$0.00 | \$0.00 | \$0.00 | \$0.00 | \$0.00 | \$0.00 | \$0.00 | \$0.00 | \$818.20 | \$818.20 |
| CONSULTING FEE | 諮詢費 | \$0.00 | \$0.00 | \$0.00 | \$0.00 | \$0.00 | \$0.00 | \$0.00 | \$0.00 | \$0.00 | \$0.00 | \$0.00 | \$0.00 | \$0.00 |
| CLEANING EXPENSES | 清潔費 | \$9,370.00 | \$9,370.00 | \$9,370.00 | \$9,370.00 | \$9,370.00 | \$9,370.00 | \$9,370.00 | \$9,370.00 | \$9,370.00 | \$10,104.81 | \$10,029.44 | \$11,072.70 | \$115,536.95 |
| DEBRIS REMOVAL CHARGES | 清泥頭費 | \$0.00 | \$0.00 | \$0.00 | \$0.00 | \$0.00 | \$0.00 | \$0.00 | \$0.00 | \$0.00 | \$0.00 | \$0.00 | \$0.00 | \$0.00 |
| GARDENING EXPENSES | 園藝種植 | \$0.00 | \$0.00 | \$0.00 | \$0.00 | \$0.00 | \$0.00 | \$0.00 | \$0.00 | \$0.00 | \$0.00 | \$0.00 | \$0.00 | \$0.00 |
| ELECTRICITY | 電費 | \$9,108.84 | \$9,249.93 | \$7,719.02 | \$8,225.01 | \$8,243.74 | \$10,466.15 | \$9,843.75 | \$10,819.76 | \$10,095.59 | \$10,347.35 | \$10,716.63 | \$10,526.96 | \$115,362.73 |
| FESTIVAL DECORATION EXPENSES | 節日裝飾 | \$0.00 | \$0.00 | \$0.00 | \$470.00 | \$0.00 | \$0.00 | \$0.00 | \$0.00 | \$0.00 | \$0.00 | \$0.00 | \$0.00 | \$470.00 |
| FURNITURE, FIXTURES & EQUIPMENT | 屋苑設備 | \$0.00 | \$0.00 | \$0.00 | \$0.00 | \$0.00 | \$0.00 | \$0.00 | \$0.00 | \$0.00 | \$0.00 | \$0.00 | \$0.00 | \$0.00 |
| LEGAL FEE | 訴訟費 | \$0.00 | \$0.00 | \$0.00 | \$0.00 | \$0.00 | \$0.00 | \$0.00 | \$0.00 | \$0.00 | \$0.00 | \$0.00 | \$0.00 | \$0.00 |
| MAINTENANCE, REPAIR & INSTALLATION | 保養維修 | | | | | | | | | | | | | |
| CONCRETE AND SCAFFOLDING | 外牆維修及搭棚 | \$0.00 | \$18,303.00 | \$0.00 | \$0.00 | \$0.00 | \$40,906.00 | \$9,600.00 | \$8,000.00 | \$0.00 | \$6,790.00 | \$7,929.00 | \$21,991.00 | \$113,519.00 |
| DRAINAGE, ELECTRICALS & PUMPS | 水電保養維修 | \$1,883.00 | \$15.00 | \$0.00 | \$10,834.00 | \$50.00 | \$122.00 | \$1,840.00 | \$0.00 | \$71.00 | \$1,006.00 | \$111.00 | \$3,308.00 | \$19,240.00 |
| SECURITY SYSTEM / SMATV. SYM | 保安系統/衛星電視 | \$340.00 | \$340.00 | \$340.00 | \$340.00 | \$340.00 | \$340.00 | \$534.44 | \$2,029.44 | \$545.56 | \$540.00 | \$540.00 | \$540.00 | \$6,769.44 |
| FIRE FIGHTING SYSTEM | 消防保養 | \$0.00 | \$0.00 | \$0.00 | \$500.00 | \$0.00 | \$0.00 | \$0.00 | \$0.00 | \$0.00 | \$0.00 | \$8,345.00 | \$2,100.00 | \$10,945.00 |
| LIFTS | 升降機 | \$9,060.00 | \$9,060.00 | \$9,060.00 | \$9,060.00 | \$9,060.00 | \$9,640.00 | \$9,060.00 | \$9,060.00 | \$9,060.00 | \$9,060.00 | \$9,060.00 | \$9,060.00 | \$109,300.00 |
| MANAGER'S REMUNERATION 4% | 管理酬金 4% | \$2,938.29 | \$3,601.33 | \$2,822.37 | \$3,299.79 | \$2,841.49 | \$4,581.58 | \$3,357.74 | \$3,328.20 | \$2,913.50 | \$3,261.74 | \$3,617.06 | \$4,138.14 | \$40,701.23 |
| MAINTENANCE FUND 11% | 維修基金 11% | \$8,080.29 | \$9,903.66 | \$7,761.52 | \$9,074.43 | \$7,814.11 | \$12,599.34 | \$9,233.79 | \$9,152.56 | \$8,012.12 | \$8,969.78 | \$9,946.90 | \$11,379.88 | \$111,928.38 |
| PEST CONTROL | 殺蟲滅鼠 | \$0.00 | \$0.00 | \$0.00 | \$0.00 | \$0.00 | \$0.00 | \$0.00 | \$0.00 | \$0.00 | \$0.00 | \$0.00 | \$0.00 | \$0.00 |
| PRINTING AND STATIONERY | 印刷及廣告費 | \$0.00 | \$0.00 | \$0.00 | \$0.00 | \$0.00 | \$0.00 | \$0.00 | \$0.00 | \$0.00 | \$0.00 | \$0.00 | \$238.95 | \$238.95 |
| SECURITY GUARD SERVICE CHARGES | 保安費 | \$42,778.00 | \$42,778.00 | \$42,778.00 | \$42,778.00 | \$42,778.00 | \$42,778.00 | \$42,778.00 | \$42,778.00 | \$42,778.00 | \$42,778.00 | \$42,778.00 | \$42,778.00 | \$513,336.00 |
| SUNDRY EXPENSES | 什項支出 | \$760.32 | \$760.32 | \$1,135.24 | \$760.82 | \$1,038.59 | \$760.32 | \$760.32 | \$760.32 | \$760.32 | \$760.32 | \$760.32 | \$775.72 | \$9,792.93 |
| TRAVELLING | 交通費 | \$0.00 | \$0.00 | \$0.00 | \$0.00 | \$0.00 | \$0.00 | \$0.00 | \$0.00 | \$0.00 | \$0.00 | \$0.00 | \$0.00 | \$0.00 |
| TELEPHONE | 電話費 | \$157.00 | \$157.00 | \$157.00 | \$157.00 | \$157.00 | \$157.00 | \$157.00 | \$157.00 | \$157.00 | \$157.00 | \$157.00 | \$159.51 | \$1,886.51 |
| WATER FEE | 水費 | \$0.00 | \$0.00 | \$0.00 | \$0.00 | \$0.00 | \$0.00 | \$0.00 | \$230.60 | \$0.00 | \$0.00 | \$0.00 | \$84.40 | \$315.00 |
| TOTAL EXPENSES | 總支出 | \$171,216.31 | \$202,562.24 | \$186,385.40 | \$219,563.02 | \$172,982.43 | \$235,786.85 | \$193,590.72 | \$194,523.15 | \$170,593.27 | \$201,354.78 | \$194,770.26 | \$231,190.32 | \$2,374,518.75 |
| SURPLUS / (DEFICIT) FOR THE PERIOD | 本期盈餘/(赤字) | \$8,523.69 | (\$22,822.24) | (\$6,645.40) | (\$39,823.02) | \$6,757.57 | (\$56,046.85) | (\$13,850.72) | (\$14,683.15) | \$9,146.73 | (\$21,614.78) | (\$15,030.26) | (\$23,603.39) | (\$189,691.82) |
| SURPLUS / (DEFICIT) B/F | 承上結存 | (\$121,449.59) | (\$112,925.90) | (\$135,748.14) | (\$142,393.54) | (\$182,216.56) | (\$175,458.99) | (\$231,505.84) | (\$245,356.56) | (\$260,039.71) | (\$250,892.98) | (\$272,507.76) | (\$287,538.02) | (\$311,141.41) |
| ACCUM.SURPLUS / (DEFICIT) C/F | 累積盈餘/(赤字) | (\$112,925.90) | (\$135,748.14) | (\$142,393.54) | (\$182,216.56) | (\$175,458.99) | (\$231,505.84) | (\$245,356.56) | (\$260,039.71) | (\$250,892.98) | (\$272,507.76) | (\$287,538.02) | (\$311,141.41) | (\$311,141.41) |



T.L.60
HONG KONG GARDENS - BLOCK 13 豪景花園 第十三座
STATEMENT OF COMPREHENSIVE INCOME 收支報告表
(FORMERLY KNOWN AS INCOME & EXPENDITURE ACCOUNT)

| | | Jan-22 (一月) | Feb-22 (二月) | Mar-22 (三月) | Apr-22 (四月) | May-22 (五月) | Jun-22 (六月) | Jul-22 (七月) | Aug-22 (八月) | Sep-22 (九月) | Oct-22 (十月) | Nov-22 (十一月) | Dec-22 (十二月) | 1-12/2022 TOTAL總計 |
|-------------------------------------|-----------|-----------------------|-----------------------|-----------------------|-----------------------|-----------------------|-----------------------|-----------------------|-----------------------|-----------------------|-----------------------|-----------------------|-----------------------|-----------------------|
| INCOME: | 收入 | | | | | | | | | | | | | |
| MANAGEMENT FEE RECEIVED | 管理費收入 | \$132,240.00 | \$132,240.00 | \$132,240.00 | \$132,240.00 | \$132,240.00 | \$132,240.00 | \$132,240.00 | \$132,240.00 | \$132,240.00 | \$132,240.00 | \$132,240.00 | \$132,240.00 | \$1,586,880.00 |
| LESS: SINKING FUND | 減：儲備基金 | (\$6,612.00) | (\$6,612.00) | (\$6,612.00) | (\$6,612.00) | (\$6,612.00) | (\$6,612.00) | (\$6,612.00) | (\$6,612.00) | (\$6,612.00) | (\$6,612.00) | (\$6,612.00) | (\$6,612.00) | (\$79,344.00) |
| LESS: PROVISION FOR BAD DEBT - M.F. | 管理費壞賬撥備 | \$0.00 | \$0.00 | \$0.00 | \$0.00 | \$0.00 | \$0.00 | \$0.00 | \$0.00 | \$0.00 | \$0.00 | \$0.00 | \$0.00 | \$0.00 |
| ADD: BAD DEBT (M.F.) WRITTEN BACK | 收回管理費壞賬 | \$0.00 | \$0.00 | \$0.00 | \$0.00 | \$0.00 | \$0.00 | \$0.00 | \$0.00 | \$0.00 | \$0.00 | \$0.00 | \$0.00 | \$0.00 |
| INSURANCE AND OTHER COMPENSATION | 保險及其他賠償 | \$0.00 | \$0.00 | \$0.00 | \$0.00 | \$0.00 | \$0.00 | \$0.00 | \$0.00 | \$0.00 | \$0.00 | \$0.00 | \$0.00 | \$0.00 |
| LEGAL FEE RECOVERED | 訴訟費收入 | \$0.00 | \$0.00 | \$0.00 | \$0.00 | \$0.00 | \$0.00 | \$0.00 | \$0.00 | \$0.00 | \$0.00 | \$0.00 | \$0.00 | \$0.00 |
| INTEREST INCOME | 利息收入 | \$0.00 | \$0.00 | \$0.00 | \$0.00 | \$0.00 | \$0.00 | \$0.00 | \$0.00 | \$0.00 | \$0.00 | \$0.00 | \$0.00 | \$0.00 |
| SUNDRY INCOME | 什項收入 | \$0.00 | \$0.00 | \$0.00 | \$0.00 | \$0.00 | \$0.00 | \$0.00 | \$0.00 | \$0.00 | \$0.00 | \$0.00 | \$0.00 | \$0.00 |
| | | <u>\$125,628.00</u> | <u>\$125,628.00</u> | <u>\$125,628.00</u> | <u>\$125,628.00</u> | <u>\$125,628.00</u> | <u>\$125,628.00</u> | <u>\$125,628.00</u> | <u>\$125,628.00</u> | <u>\$125,628.00</u> | <u>\$125,628.00</u> | <u>\$125,628.00</u> | <u>\$125,628.00</u> | <u>\$1,507,536.00</u> |
| EXPENSES: | 減：支出 | | | | | | | | | | | | | |
| APPORTIONMENT OF GARDENS EXPENSES | 公共費用之分攤 | \$36,799.03 | \$42,010.18 | \$44,648.23 | \$52,900.47 | \$38,728.88 | \$44,149.41 | \$41,175.14 | \$41,930.96 | \$36,837.05 | \$45,639.91 | \$38,512.69 | \$47,608.00 | \$510,939.95 |
| AUDITORS REMUNERATION | 核數費 | \$0.00 | \$0.00 | \$0.00 | \$0.00 | \$0.00 | \$0.00 | \$0.00 | \$0.00 | \$0.00 | \$0.00 | \$0.00 | \$818.20 | \$818.20 |
| CONSULTING FEE | 諮詢費 | \$0.00 | \$0.00 | \$0.00 | \$0.00 | \$0.00 | \$0.00 | \$0.00 | \$0.00 | \$0.00 | \$0.00 | \$0.00 | \$0.00 | \$0.00 |
| CLEANING EXPENSES | 清潔費 | \$9,370.00 | \$9,370.00 | \$9,370.00 | \$9,370.00 | \$9,370.00 | \$9,370.00 | \$9,370.00 | \$9,370.00 | \$9,370.00 | \$10,169.50 | \$9,953.84 | \$9,680.23 | \$114,133.57 |
| DEBRIS REMOVAL CHARGES | 淤泥頭費 | \$0.00 | \$0.00 | \$0.00 | \$0.00 | \$0.00 | \$0.00 | \$0.00 | \$0.00 | \$0.00 | \$0.00 | \$0.00 | \$0.00 | \$0.00 |
| ELECTRICITY | 電費 | \$5,539.00 | \$6,241.00 | \$5,043.00 | \$5,307.00 | \$6,094.00 | \$6,182.00 | \$6,118.00 | \$6,808.00 | \$6,451.00 | \$5,801.00 | \$6,615.00 | \$6,157.00 | \$72,356.00 |
| FESTIVAL DECORATION EXPENSES | 節日裝飾 | \$0.00 | \$0.00 | \$0.00 | \$470.00 | \$0.00 | \$0.00 | \$0.00 | \$0.00 | \$0.00 | \$0.00 | \$0.00 | \$0.00 | \$470.00 |
| FURNITURE, FIXTURES & EQUIPMENT | 屋苑設備 | \$0.00 | \$0.00 | \$0.00 | \$0.00 | \$0.00 | \$0.00 | \$0.00 | \$0.00 | \$0.00 | \$0.00 | \$0.00 | \$0.00 | \$0.00 |
| LEGAL FEE | 訴訟費 | \$0.00 | \$0.00 | \$0.00 | \$0.00 | \$0.00 | \$0.00 | \$0.00 | \$0.00 | \$0.00 | \$0.00 | \$0.00 | \$0.00 | \$0.00 |
| MAINTENANCE, REPAIR & INSTALLATION | 保養維修 | | | | | | | | | | | | | |
| CONCRETE AND SCAFFOLDING | 外牆維修及搭棚 | \$0.00 | \$0.00 | \$0.00 | \$0.00 | \$0.00 | \$0.00 | \$0.00 | \$0.00 | \$3,800.00 | \$10,350.00 | \$20,543.00 | \$9,541.00 | \$44,234.00 |
| DRAINAGE, ELECTRICALS & PUMPS | 水電保養維修 | \$1,840.00 | \$0.00 | \$32,493.00 | \$1,038.00 | \$521.00 | \$44.00 | \$2,649.00 | \$7,200.00 | \$0.00 | \$920.00 | \$40.00 | \$81.00 | \$46,826.00 |
| SECURITY SYSTEM / SMATV. SYM | 保安系統/衛星電視 | \$340.00 | \$340.00 | \$340.00 | \$340.00 | \$340.00 | \$340.00 | \$422.49 | \$1,687.49 | \$657.51 | \$540.00 | \$540.00 | \$540.00 | \$6,427.49 |
| FIRE FIGHTING SYSTEM | 消防保養 | \$0.00 | \$0.00 | \$0.00 | \$0.00 | \$0.00 | \$0.00 | \$0.00 | \$0.00 | \$0.00 | \$0.00 | \$16,517.00 | \$0.00 | \$16,517.00 |
| LIFTS | 升降機 | \$9,060.00 | \$9,060.00 | \$9,060.00 | \$9,060.00 | \$9,060.00 | \$9,640.00 | \$9,060.00 | \$9,060.00 | \$9,060.00 | \$9,060.00 | \$9,060.00 | \$9,060.00 | \$109,300.00 |
| MANAGER'S REMUNERATION 4% | 管理酬金 4% | \$2,779.99 | \$2,734.47 | \$4,000.94 | \$2,757.45 | \$2,760.56 | \$2,757.07 | \$2,838.81 | \$3,106.92 | \$2,907.57 | \$3,207.65 | \$4,264.78 | \$3,178.52 | \$37,294.73 |
| MAINTENANCE FUND 11% | 維修基金 11% | \$7,644.97 | \$7,519.79 | \$11,002.59 | \$7,582.98 | \$7,591.54 | \$7,581.94 | \$7,806.72 | \$8,544.03 | \$7,995.82 | \$8,821.03 | \$11,728.15 | \$8,740.94 | \$102,560.50 |
| PEST CONTROL | 殺蟲滅鼠 | \$0.00 | \$0.00 | \$0.00 | \$0.00 | \$0.00 | \$0.00 | \$0.00 | \$0.00 | \$0.00 | \$0.00 | \$0.00 | \$0.00 | \$0.00 |
| PRINTING AND STATIONERY | 印刷及廣告費 | \$0.00 | \$0.00 | \$0.00 | \$0.00 | \$0.00 | \$0.00 | \$0.00 | \$0.00 | \$0.00 | \$0.00 | \$0.00 | \$123.60 | \$123.60 |
| SECURITY GUARD SERVICE CHARGES | 保安費 | \$42,778.00 | \$42,778.00 | \$42,778.00 | \$42,778.00 | \$42,778.00 | \$42,778.00 | \$42,778.00 | \$42,778.00 | \$42,778.00 | \$42,778.00 | \$42,778.00 | \$42,778.00 | \$513,336.00 |
| SUNDRY EXPENSES | 什項支出 | \$414.72 | \$414.72 | \$781.58 | \$415.22 | \$692.99 | \$414.72 | \$414.72 | \$414.72 | \$414.72 | \$414.72 | \$414.72 | \$419.12 | \$5,626.67 |
| TRAVELLING | 交通費 | \$0.00 | \$0.00 | \$0.00 | \$0.00 | \$0.00 | \$0.00 | \$0.00 | \$0.00 | \$0.00 | \$0.00 | \$0.00 | \$0.00 | \$0.00 |
| TELEPHONE | 電話費 | \$158.00 | \$158.00 | \$158.00 | \$158.00 | \$158.00 | \$158.00 | \$158.00 | \$158.00 | \$158.00 | \$158.00 | \$158.00 | \$158.00 | \$1,896.00 |
| WATER FEE | 水費 | \$0.00 | \$0.00 | \$0.00 | \$0.00 | \$0.00 | \$0.00 | \$0.00 | \$196.80 | \$0.00 | \$0.00 | \$0.00 | \$106.90 | \$303.70 |
| TOTAL EXPENSES | 總支出 | <u>\$116,723.71</u> | <u>\$120,626.16</u> | <u>\$159,675.34</u> | <u>\$132,177.12</u> | <u>\$118,094.97</u> | <u>\$123,415.14</u> | <u>\$122,790.88</u> | <u>\$131,254.92</u> | <u>\$120,429.67</u> | <u>\$137,859.81</u> | <u>\$161,125.18</u> | <u>\$138,990.51</u> | <u>\$1,583,163.41</u> |
| SURPLUS / (DEFICIT) FOR THE PERIOD | 本期盈餘/(赤字) | \$8,904.29 | \$5,001.84 | (\$34,047.34) | (\$6,549.12) | \$7,533.03 | \$2,212.86 | \$2,837.12 | (\$5,626.92) | \$5,198.33 | (\$12,231.81) | (\$35,497.18) | (\$13,362.51) | (\$75,627.41) |
| SURPLUS / (DEFICIT) B/F | 承上結存 | (\$363,924.47) | (\$355,020.18) | (\$350,018.34) | (\$384,065.68) | (\$390,614.80) | (\$383,081.77) | (\$380,868.91) | (\$378,031.79) | (\$383,658.71) | (\$378,460.38) | (\$390,692.19) | (\$426,189.37) | (\$363,924.47) |
| ACCUM.SURPLUS / (DEFICIT) C/F | 累積盈餘/(赤字) | <u>(\$355,020.18)</u> | <u>(\$350,018.34)</u> | <u>(\$384,065.68)</u> | <u>(\$390,614.80)</u> | <u>(\$383,081.77)</u> | <u>(\$380,868.91)</u> | <u>(\$378,031.79)</u> | <u>(\$383,658.71)</u> | <u>(\$378,460.38)</u> | <u>(\$390,692.19)</u> | <u>(\$426,189.37)</u> | <u>(\$439,551.88)</u> | <u>(\$439,551.88)</u> |



T.L.60
HONG KONG GARDENS - BLOCK 14 豪景花園 第十四座
STATEMENT OF COMPREHENSIVE INCOME 收支報告表
(FORMERLY KNOWN AS INCOME & EXPENDITURE ACCOUNT)

| | | Jan-22 (一月) | Feb-22 (二月) | Mar-22 (三月) | Apr-22 (四月) | May-22 (五月) | Jun-22 (六月) | Jul-22 (七月) | Aug-22 (八月) | Sep-22 (九月) | Oct-22 (十月) | Nov-22 (十一月) | Dec-22 (十二月) | 1-12/2022 TOTAL總計 |
|-------------------------------------|-----------|----------------|----------------|----------------|----------------|----------------|----------------|----------------|----------------|----------------|----------------|----------------|----------------|----------------------|
| INCOME: | 收入 | | | | | | | | | | | | | |
| MANAGEMENT FEE RECEIVED | 管理費收入 | \$132,240.00 | \$132,240.00 | \$132,240.00 | \$132,240.00 | \$132,240.00 | \$132,240.00 | \$132,240.00 | \$132,240.00 | \$132,240.00 | \$132,240.00 | \$132,240.00 | \$132,240.00 | \$1,586,880.00 |
| LESS: SINKING FUND | 減：儲備基金 | (\$6,612.00) | (\$6,612.00) | (\$6,612.00) | (\$6,612.00) | (\$6,612.00) | (\$6,612.00) | (\$6,612.00) | (\$6,612.00) | (\$6,612.00) | (\$6,612.00) | (\$6,612.00) | (\$6,612.00) | (\$79,344.00) |
| LESS: PROVISION FOR BAD DEBT - M.F. | 管理費壞賬撥備 | \$0.00 | \$0.00 | \$0.00 | \$0.00 | \$0.00 | \$0.00 | \$0.00 | \$0.00 | \$0.00 | \$0.00 | \$0.00 | \$0.00 | \$0.00 |
| ADD: BAD DEBT (M.F.) WRITTEN BACK | 收回管理費壞賬 | \$0.00 | \$0.00 | \$0.00 | \$0.00 | \$0.00 | \$0.00 | \$0.00 | \$0.00 | \$0.00 | \$0.00 | \$0.00 | \$0.00 | \$0.00 |
| INSURANCE AND OTHER COMPENSATION | 保險及其他賠償 | \$0.00 | \$0.00 | \$0.00 | \$0.00 | \$0.00 | \$0.00 | \$0.00 | \$0.00 | \$0.00 | \$0.00 | \$0.00 | \$0.00 | \$0.00 |
| LEGAL FEE RECOVERED | 訴訟費收入 | \$0.00 | \$0.00 | \$0.00 | \$0.00 | \$0.00 | \$0.00 | \$0.00 | \$0.00 | \$0.00 | \$0.00 | \$0.00 | \$0.00 | \$0.00 |
| INTEREST INCOME | 利息收入 | \$0.00 | \$0.00 | \$0.00 | \$0.00 | \$0.00 | \$0.00 | \$0.00 | \$0.00 | \$0.00 | \$0.00 | \$0.00 | \$0.00 | \$0.00 |
| SUNDRY INCOME | 什項收入 | \$0.00 | \$0.00 | \$0.00 | \$0.00 | \$0.00 | \$0.00 | \$0.00 | \$0.00 | \$0.00 | \$0.00 | \$0.00 | \$0.00 | \$0.00 |
| | | \$125,628.00 | \$125,628.00 | \$125,628.00 | \$125,628.00 | \$125,628.00 | \$125,628.00 | \$125,628.00 | \$125,628.00 | \$125,628.00 | \$125,628.00 | \$125,628.00 | \$125,628.00 | \$1,507,536.00 |
| EXPENSES: | 減：支出 | | | | | | | | | | | | | |
| APPORTIONMENT OF GARDENS EXPENSES | 公共費用之分攤 | \$36,799.03 | \$42,010.18 | \$44,648.23 | \$52,900.47 | \$38,728.88 | \$44,149.41 | \$41,175.14 | \$41,930.96 | \$36,837.05 | \$45,639.91 | \$38,512.69 | \$47,608.00 | \$510,939.95 |
| AUDITORS REMUNERATION | 核數費 | \$0.00 | \$0.00 | \$0.00 | \$0.00 | \$0.00 | \$0.00 | \$0.00 | \$0.00 | \$0.00 | \$0.00 | \$0.00 | \$478.20 | \$818.20 |
| CONSULTING FEE | 諮詢費 | \$0.00 | \$0.00 | \$0.00 | \$0.00 | \$0.00 | \$0.00 | \$0.00 | \$0.00 | \$0.00 | \$0.00 | \$0.00 | \$0.00 | \$0.00 |
| CLEANING EXPENSES | 清潔費 | \$9,370.00 | \$9,370.00 | \$9,370.00 | \$9,370.00 | \$9,370.00 | \$9,370.00 | \$9,370.00 | \$9,370.00 | \$9,370.00 | \$10,273.75 | \$9,463.93 | \$10,130.50 | \$114,198.18 |
| DEBRIS REMOVAL CHARGES | 清泥頭費 | \$0.00 | \$0.00 | \$0.00 | \$0.00 | \$0.00 | \$0.00 | \$0.00 | \$0.00 | \$0.00 | \$0.00 | \$0.00 | \$0.00 | \$0.00 |
| ELECTRICITY | 電費 | \$5,353.46 | \$6,144.37 | \$4,935.53 | \$5,132.01 | \$6,679.99 | \$6,877.82 | \$7,212.50 | \$8,561.32 | \$7,842.54 | \$6,869.14 | \$6,852.90 | \$6,507.94 | \$78,969.52 |
| FESTIVAL DECORATION EXPENSES | 節日裝飾 | \$0.00 | \$0.00 | \$0.00 | \$470.00 | \$0.00 | \$0.00 | \$0.00 | \$0.00 | \$0.00 | \$0.00 | \$0.00 | \$0.00 | \$470.00 |
| FURNITURE, FIXTURES & EQUIPMENT | 屋苑設備 | \$0.00 | \$0.00 | \$0.00 | \$0.00 | \$0.00 | \$0.00 | \$0.00 | \$0.00 | \$0.00 | \$0.00 | \$0.00 | \$0.00 | \$0.00 |
| LEGAL FEE | 訴訟費 | \$0.00 | \$0.00 | \$0.00 | \$0.00 | \$0.00 | \$0.00 | \$0.00 | \$0.00 | \$0.00 | \$0.00 | \$0.00 | \$0.00 | \$0.00 |
| MAINTENANCE, REPAIR & INSTALLATION | 保養維修 | | | | | | | | | | | | | |
| CONCRETE AND SCAFFOLDING | 外牆維修及搭棚 | \$0.00 | \$0.00 | \$0.00 | \$0.00 | \$0.00 | \$0.00 | \$8,092.00 | \$0.00 | \$0.00 | \$4,010.00 | \$9,000.00 | \$37,546.00 | \$58,648.00 |
| DRAINAGE, ELECTRICALS & PUMPS | 水電保養維修 | \$1,896.00 | \$0.00 | \$16,800.00 | \$1,066.00 | \$15,015.00 | \$28.00 | \$1,904.00 | \$0.00 | \$84.00 | \$942.00 | \$2,422.00 | \$0.00 | \$40,157.00 |
| SECURITY SYSTEM / SMATV. SYM | 保安系統/衛星電視 | \$340.00 | \$340.00 | \$340.00 | \$340.00 | \$340.00 | \$340.00 | \$422.49 | \$1,917.49 | \$657.51 | \$7,017.11 | \$540.00 | \$1,765.00 | \$14,359.60 |
| FIRE FIGHTING SYSTEM | 消防保養 | \$0.00 | \$0.00 | \$0.00 | \$0.00 | \$0.00 | \$0.00 | \$0.00 | \$0.00 | \$0.00 | \$0.00 | \$6,452.00 | \$6,800.00 | \$13,252.00 |
| LIFTS | 升降機 | \$9,060.00 | \$9,060.00 | \$9,060.00 | \$9,060.00 | \$9,060.00 | \$9,640.00 | \$9,060.00 | \$9,060.00 | \$9,060.00 | \$9,060.00 | \$9,060.00 | \$9,060.00 | \$109,300.00 |
| MANAGER'S REMUNERATION 4% | 管理酬金 4% | \$2,774.81 | \$2,730.60 | \$3,363.52 | \$2,751.57 | \$3,363.76 | \$2,784.26 | \$3,176.47 | \$2,905.78 | \$2,814.59 | \$3,260.91 | \$3,485.66 | \$4,643.95 | \$38,055.88 |
| MAINTENANCE FUND 11% | 維修基金 11% | \$7,630.72 | \$7,509.16 | \$9,249.69 | \$7,566.82 | \$9,250.34 | \$7,656.72 | \$8,735.29 | \$7,990.89 | \$7,740.12 | \$8,967.50 | \$9,585.57 | \$12,770.85 | \$104,653.67 |
| PEST CONTROL | 殺蟲滅鼠 | \$0.00 | \$0.00 | \$0.00 | \$0.00 | \$0.00 | \$0.00 | \$0.00 | \$0.00 | \$0.00 | \$0.00 | \$0.00 | \$0.00 | \$0.00 |
| PRINTING AND STATIONERY | 印刷及廣告費 | \$0.00 | \$0.00 | \$0.00 | \$0.00 | \$0.00 | \$0.00 | \$0.00 | \$0.00 | \$0.00 | \$0.00 | \$0.00 | \$120.30 | \$120.30 |
| SECURITY GUARD SERVICE CHARGES | 保安費 | \$42,778.00 | \$42,778.00 | \$42,778.00 | \$42,778.00 | \$42,778.00 | \$42,778.00 | \$42,778.00 | \$42,778.00 | \$42,778.00 | \$42,778.00 | \$42,778.00 | \$42,778.00 | \$513,336.00 |
| SUNDRY EXPENSES | 什項支出 | \$414.72 | \$414.72 | \$646.58 | \$416.22 | \$692.99 | \$414.72 | \$414.72 | \$490.32 | \$414.72 | \$414.72 | \$414.72 | \$414.72 | \$5,562.87 |
| TELEPHONE | 電話費 | \$158.00 | \$158.00 | \$158.00 | \$158.00 | \$158.00 | \$158.00 | \$158.00 | \$158.00 | \$158.00 | \$158.00 | \$158.00 | \$158.00 | \$1,896.00 |
| WATER FEE | 水費 | \$0.00 | \$0.00 | \$0.00 | \$0.00 | \$0.00 | \$0.00 | \$0.00 | \$309.30 | \$0.00 | \$0.00 | \$0.00 | \$0.00 | \$309.30 |
| TOTAL EXPENSES | 總支出 | \$116,574.74 | \$120,515.03 | \$141,349.55 | \$132,008.09 | \$135,436.96 | \$124,196.93 | \$132,498.61 | \$125,472.06 | \$117,756.53 | \$139,391.04 | \$138,725.47 | \$181,121.46 | \$1,605,046.47 |
| SURPLUS / (DEFICIT) FOR THE PERIOD | 本期盈餘/(赤字) | \$9,053.26 | \$5,112.97 | (\$15,721.55) | (\$6,380.09) | (\$9,808.96) | \$1,431.07 | (\$6,870.61) | \$155.94 | \$7,871.47 | (\$13,763.04) | (\$13,097.47) | (\$55,493.46) | (\$97,510.47) |
| SURPLUS / (DEFICIT) B/F | 承上結存 | (\$357,613.65) | (\$348,560.39) | (\$343,447.42) | (\$359,168.97) | (\$365,549.06) | (\$375,358.02) | (\$373,926.95) | (\$380,797.56) | (\$380,641.62) | (\$372,770.15) | (\$386,533.19) | (\$399,630.66) | (\$357,613.65) |
| ACCUM.SURPLUS / (DEFICIT) C/F | 累積盈餘/(赤字) | (\$348,560.39) | (\$343,447.42) | (\$359,168.97) | (\$365,549.06) | (\$375,358.02) | (\$373,926.95) | (\$380,797.56) | (\$380,641.62) | (\$372,770.15) | (\$386,533.19) | (\$399,630.66) | (\$455,124.12) | (\$455,124.12) |



T.L.60
HONG KONG GARDENS - BLOCK 15 豪景花園 第十五座
STATEMENT OF COMPREHENSIVE INCOME 收支報告表
(FORMERLY KNOWN AS INCOME & EXPENDITURE ACCOUNT)

| | | Jan-22 (一月) | Feb-22 (二月) | Mar-22 (三月) | Apr-22 (四月) | May-22 (五月) | Jun-22 (六月) | Jul-22 (七月) | Aug-22 (八月) | Sep-22 (九月) | Oct-22 (十月) | Nov-22 (十一月) | Dec-22 (十二月) | 1-12/2022 TOTAL總計 |
|------------------------------------|-----------|--------------|--------------|--------------|--------------|--------------|--------------|--------------|--------------|--------------|--------------|---------------|---------------|----------------------|
| INCOME: | 收入 | | | | | | | | | | | | | |
| MANAGEMENT FEE RECEIVED | 管理費收入 | \$102,720.00 | \$102,720.00 | \$102,720.00 | \$102,720.00 | \$102,720.00 | \$102,720.00 | \$102,720.00 | \$102,720.00 | \$102,720.00 | \$102,720.00 | \$102,720.00 | \$102,720.00 | \$1,232,640.00 |
| LESS: SINKING FUND | 減：儲備基金 | (\$5,136.00) | (\$5,136.00) | (\$5,136.00) | (\$5,136.00) | (\$5,136.00) | (\$5,136.00) | (\$5,136.00) | (\$5,136.00) | (\$5,136.00) | (\$5,136.00) | (\$5,136.00) | (\$5,136.00) | (\$61,632.00) |
| INSURANCE AND OTHER COMPENSATION | 保險及其他賠償 | \$0.00 | \$0.00 | \$0.00 | \$0.00 | \$0.00 | \$0.00 | \$0.00 | \$0.00 | \$0.00 | \$0.00 | \$0.00 | \$0.00 | \$0.00 |
| LEGAL FEE RECOVERED | 訴訟費收入 | \$0.00 | \$0.00 | \$0.00 | \$0.00 | \$0.00 | \$0.00 | \$0.00 | \$0.00 | \$0.00 | \$0.00 | \$0.00 | \$0.00 | \$0.00 |
| INTEREST INCOME | 利息收入 | \$0.00 | \$0.00 | \$0.00 | \$0.00 | \$0.00 | \$0.00 | \$0.00 | \$0.00 | \$0.00 | \$0.00 | \$0.00 | \$0.00 | \$0.00 |
| SUNDRY INCOME | 什項收入 | \$0.00 | \$0.00 | \$0.00 | \$0.00 | \$0.00 | \$0.00 | \$0.00 | \$0.00 | \$0.00 | \$0.00 | \$0.00 | \$0.00 | \$0.00 |
| | | \$97,584.00 | \$97,584.00 | \$97,584.00 | \$97,584.00 | \$97,584.00 | \$97,584.00 | \$97,584.00 | \$97,584.00 | \$97,584.00 | \$97,584.00 | \$97,584.00 | \$97,584.00 | \$1,171,008.00 |
| EXPENSES: | 減：支出 | | | | | | | | | | | | | |
| APPORTIONMENT OF GARDENS EXPENSES | 公共費用之分攤 | \$35,922.86 | \$41,009.94 | \$43,585.17 | \$51,640.94 | \$37,806.76 | \$43,098.23 | \$40,194.78 | \$40,932.61 | \$35,959.97 | \$44,553.24 | \$37,595.72 | \$46,474.48 | \$498,774.70 |
| AUDITORS REMUNERATION | 核數費 | \$0.00 | \$0.00 | \$0.00 | \$0.00 | \$0.00 | \$0.00 | \$0.00 | \$0.00 | \$0.00 | \$0.00 | \$0.00 | \$818.20 | \$818.20 |
| CONSULTING FEE | 諮詢費 | \$0.00 | \$0.00 | \$0.00 | \$0.00 | \$0.00 | \$0.00 | \$0.00 | \$0.00 | \$0.00 | \$0.00 | \$0.00 | \$0.00 | \$0.00 |
| CLEANING EXPENSES | 清潔費 | \$9,370.00 | \$9,370.00 | \$9,370.00 | \$9,370.00 | \$9,370.00 | \$9,370.00 | \$9,370.00 | \$9,370.00 | \$9,370.00 | \$10,068.71 | \$9,582.38 | \$9,370.00 | \$113,351.09 |
| DEBRIS REMOVAL CHARGES | 清泥頭費 | \$0.00 | \$0.00 | \$0.00 | \$0.00 | \$0.00 | \$0.00 | \$0.00 | \$0.00 | \$0.00 | \$0.00 | \$0.00 | \$0.00 | \$0.00 |
| ELECTRICITY | 電費 | \$3,551.00 | \$4,165.00 | \$3,290.00 | \$3,451.00 | \$4,054.00 | \$4,444.00 | \$4,763.00 | \$5,123.00 | \$4,380.00 | \$3,674.00 | \$3,999.00 | \$3,705.00 | \$48,599.00 |
| FESTIVAL DECORATION EXPENSES | 節日裝飾 | \$0.00 | \$0.00 | \$0.00 | \$2,820.00 | \$0.00 | \$0.00 | \$0.00 | \$0.00 | \$0.00 | \$0.00 | \$0.00 | \$0.00 | \$2,820.00 |
| FURNITURE, FIXTURES & EQUIPMENT | 屋苑設備 | \$0.00 | \$0.00 | \$0.00 | \$0.00 | \$0.00 | \$0.00 | \$0.00 | \$0.00 | \$0.00 | \$0.00 | \$0.00 | \$0.00 | \$0.00 |
| LEGAL FEE | 訴訟費 | \$0.00 | \$0.00 | \$0.00 | \$0.00 | \$0.00 | \$0.00 | \$0.00 | \$0.00 | \$0.00 | \$0.00 | \$0.00 | \$0.00 | \$0.00 |
| MAINTENANCE, REPAIR & INSTALLATION | 保養維修 | | | | | | | | | | | | | |
| CONCRETE AND SCAFFOLDING | 外牆維修及搭棚 | \$0.00 | \$0.00 | \$0.00 | \$0.00 | \$0.00 | \$0.00 | \$0.00 | \$0.00 | \$0.00 | \$0.00 | \$21,760.00 | \$20,902.00 | \$42,662.00 |
| DRAINAGE, ELECTRICALS & PUMPS | 水電保養維修 | \$5,295.00 | \$5,032.00 | \$5,646.00 | \$1,174.00 | \$1,987.00 | \$12,170.00 | \$9,101.00 | \$7,152.50 | \$2,992.00 | \$987.00 | \$15,717.00 | \$19,197.50 | \$86,451.00 |
| SECURITY SYSTEM / SMATV. SYM | 保安系統/衛星電視 | \$340.00 | \$340.00 | \$4,120.00 | \$340.00 | \$340.00 | \$340.00 | \$3,270.52 | \$1,887.52 | \$2,659.48 | \$7,862.89 | \$1,540.00 | \$1,540.00 | \$24,580.41 |
| FIRE FIGHTING SYSTEM | 消防保養 | \$0.00 | \$0.00 | \$0.00 | \$0.00 | \$0.00 | \$0.00 | \$0.00 | \$0.00 | \$0.00 | \$0.00 | \$6,865.00 | \$0.00 | \$6,865.00 |
| MANAGER'S REMUNERATION 4% | 管理酬金 4% | \$1,625.22 | \$1,643.24 | \$1,786.23 | \$1,569.20 | \$1,520.14 | \$1,939.46 | \$1,943.16 | \$1,824.30 | \$1,659.04 | \$1,792.98 | \$3,205.26 | \$3,109.29 | \$23,617.52 |
| MAINTENANCE FUND 11% | 維修基金 11% | \$4,469.35 | \$4,518.92 | \$4,912.13 | \$4,315.30 | \$4,180.39 | \$5,333.51 | \$5,343.69 | \$5,016.83 | \$4,562.36 | \$4,930.69 | \$8,814.46 | \$8,550.53 | \$64,948.16 |
| PEST CONTROL | 殺蟲滅鼠 | \$0.00 | \$0.00 | \$0.00 | \$0.00 | \$0.00 | \$0.00 | \$0.00 | \$0.00 | \$0.00 | \$0.00 | \$0.00 | \$0.00 | \$0.00 |
| PRINTING AND STATIONERY | 印刷及廣告費 | \$0.00 | \$0.00 | \$0.00 | \$0.00 | \$0.00 | \$0.00 | \$0.00 | \$0.00 | \$0.00 | \$0.00 | \$0.00 | \$88.95 | \$88.95 |
| SECURITY GUARD SERVICE CHARGES | 保安費 | \$21,389.00 | \$21,389.00 | \$21,389.00 | \$21,389.00 | \$21,389.00 | \$21,389.00 | \$21,389.00 | \$21,389.00 | \$21,389.00 | \$21,389.00 | \$19,982.60 | \$21,389.00 | \$255,261.60 |
| SUNDRY EXPENSES | 什項支出 | \$276.48 | \$276.48 | \$431.75 | \$276.98 | \$454.54 | \$276.48 | \$276.48 | \$276.48 | \$276.48 | \$276.48 | \$276.48 | \$287.48 | \$3,662.59 |
| TELEPHONE | 電話費 | \$409.00 | \$409.00 | \$409.00 | \$409.00 | \$409.00 | \$409.00 | \$409.00 | \$409.00 | \$409.00 | \$409.00 | \$409.00 | \$434.00 | \$4,933.00 |
| WATER FEE | 水費 | \$0.00 | \$99.60 | \$0.00 | \$0.00 | \$0.00 | \$88.00 | \$0.00 | \$0.00 | \$0.00 | \$157.40 | \$0.00 | \$0.00 | \$345.00 |
| TOTAL EXPENSES | 總支出 | \$82,647.91 | \$88,253.18 | \$94,939.28 | \$96,755.42 | \$81,510.83 | \$98,857.68 | \$96,060.63 | \$93,381.24 | \$83,657.33 | \$96,101.39 | \$129,746.90 | \$135,866.43 | \$1,177,778.22 |
| SURPLUS / (DEFICIT) FOR THE PERIOD | 本期盈餘/(赤字) | \$14,936.09 | \$9,330.82 | \$2,644.72 | \$828.58 | \$16,073.17 | (\$1,273.68) | \$1,523.37 | \$4,202.76 | \$13,926.67 | \$1,482.61 | (\$32,162.90) | (\$38,282.43) | (\$6,770.22) |
| SURPLUS / (DEFICIT) B/F | 承上結存 | \$702,204.58 | \$717,140.67 | \$726,471.49 | \$729,116.21 | \$729,944.79 | \$746,017.96 | \$744,744.28 | \$746,267.65 | \$750,470.41 | \$764,397.08 | \$765,879.69 | \$733,716.79 | \$702,204.58 |
| ACCUM.SURPLUS / (DEFICIT) C/F | 累積盈餘/(赤字) | \$717,140.67 | \$726,471.49 | \$729,116.21 | \$729,944.79 | \$746,017.96 | \$744,744.28 | \$746,267.65 | \$750,470.41 | \$764,397.08 | \$765,879.69 | \$733,716.79 | \$695,434.36 | \$695,434.36 |



T.L.60

HONG KONG GARDENS - BLOCK 16 觀景花園 第十六座
STATEMENT OF COMPREHENSIVE INCOME 收支報告表
(FORMERLY KNOWN AS INCOME & EXPENDITURE ACCOUNT)

| | | Jan-22 (一月) | Feb-22 (二月) | Mar-22 (三月) | Apr-22 (四月) | May-22 (五月) | Jun-22 (六月) | Jul-22 (七月) | Aug-22 (八月) | Sep-22 (九月) | Oct-22 (十月) | Nov-22 (十一月) | Dec-22 (十二月) | 1-12/2022 TOTAL總計 |
|------------------------------------|-----------|--------------|--------------|--------------|---------------|--------------|---------------|--------------|---------------|--------------|---------------|---------------|----------------|----------------------|
| INCOME: | 收入 | | | | | | | | | | | | | |
| MANAGEMENT FEE RECEIVED | 管理費收入 | \$169,650.00 | \$169,650.00 | \$169,650.00 | \$169,650.00 | \$169,650.00 | \$169,650.00 | \$169,650.00 | \$169,650.00 | \$169,650.00 | \$169,650.00 | \$169,650.00 | \$169,650.00 | \$2,035,800.00 |
| LESS: SINKING FUND | 減: 儲備基金 | (\$8,482.50) | (\$8,482.50) | (\$8,482.50) | (\$8,482.50) | (\$8,482.50) | (\$8,482.50) | (\$8,482.50) | (\$8,482.50) | (\$8,482.50) | (\$8,482.50) | (\$8,482.50) | (\$8,482.50) | (\$101,790.00) |
| INSURANCE AND OTHER COMPENSATION | 保險及其他賠償 | \$0.00 | \$0.00 | \$0.00 | \$0.00 | \$0.00 | \$0.00 | \$0.00 | \$0.00 | \$0.00 | \$0.00 | \$0.00 | \$0.00 | \$0.00 |
| LEGAL FEE RECOVERED | 訴訟費收入 | \$0.00 | \$0.00 | \$0.00 | \$0.00 | \$0.00 | \$0.00 | \$0.00 | \$0.00 | \$0.00 | \$0.00 | \$0.00 | \$0.00 | \$0.00 |
| INTEREST INCOME | 利息收入 | \$0.00 | \$0.00 | \$0.00 | \$0.00 | \$0.00 | \$0.00 | \$0.00 | \$0.00 | \$0.00 | \$0.00 | \$0.00 | \$0.00 | \$0.00 |
| SUNDRY INCOME | 什項收入 | \$0.00 | \$0.00 | \$0.00 | \$0.00 | \$0.00 | \$0.00 | \$0.00 | \$0.00 | \$0.00 | \$0.00 | \$0.00 | \$0.00 | \$0.00 |
| | | \$161,167.50 | \$161,167.50 | \$161,167.50 | \$161,167.50 | \$161,167.50 | \$161,167.50 | \$161,167.50 | \$161,167.50 | \$161,167.50 | \$161,167.50 | \$161,167.50 | \$161,167.50 | \$1,934,010.00 |
| EXPENSES: | 減: 支出 | | | | | | | | | | | | | |
| APPORTIONMENT OF GARDENS EXPENSES | 公共費用之分攤 | \$71,991.75 | \$82,186.59 | \$87,347.52 | \$103,491.80 | \$75,767.21 | \$86,371.66 | \$80,552.95 | \$82,031.60 | \$72,066.12 | \$89,287.60 | \$75,344.27 | \$93,137.88 | \$999,576.95 |
| AUDITORS REMUNERATION | 核數費 | \$0.00 | \$0.00 | \$0.00 | \$0.00 | \$0.00 | \$0.00 | \$0.00 | \$0.00 | \$0.00 | \$0.00 | \$0.00 | \$818.20 | \$818.20 |
| CONSULTING FEE | 諮詢費 | \$0.00 | \$0.00 | \$0.00 | \$0.00 | \$0.00 | \$0.00 | \$0.00 | \$0.00 | \$0.00 | \$0.00 | \$0.00 | \$0.00 | \$0.00 |
| CLEANING EXPENSES | 清潔費 | \$9,370.00 | \$9,370.00 | \$9,370.00 | \$9,370.00 | \$9,370.00 | \$9,370.00 | \$9,370.00 | \$9,370.00 | \$9,370.00 | \$10,404.45 | \$9,953.84 | \$9,970.30 | \$114,658.59 |
| DEBRIS REMOVAL CHARGES | 清泥瀆費 | \$0.00 | \$0.00 | \$0.00 | \$0.00 | \$0.00 | \$0.00 | \$0.00 | \$0.00 | \$0.00 | \$0.00 | \$0.00 | \$0.00 | \$0.00 |
| ELECTRICITY | 電費 | \$6,804.00 | \$7,579.00 | \$6,299.00 | \$6,944.00 | \$8,512.00 | \$8,124.00 | \$8,522.00 | \$9,319.00 | \$8,978.00 | \$8,018.00 | \$8,819.00 | \$8,022.00 | \$95,940.00 |
| FESTIVAL DECORATION EXPENSES | 節日裝飾 | \$0.00 | \$0.00 | \$0.00 | \$470.00 | \$0.00 | \$0.00 | \$0.00 | \$0.00 | \$0.00 | \$0.00 | \$0.00 | \$0.00 | \$470.00 |
| FURNITURE, FIXTURES & EQUIPMENT | 屋苑設備 | \$0.00 | \$0.00 | \$0.00 | \$0.00 | \$0.00 | \$0.00 | \$0.00 | \$0.00 | \$0.00 | \$0.00 | \$0.00 | \$0.00 | \$0.00 |
| LEGAL FEE | 訴訟費 | \$0.00 | \$0.00 | \$0.00 | \$0.00 | \$0.00 | \$0.00 | \$0.00 | \$0.00 | \$0.00 | \$0.00 | \$0.00 | \$0.00 | \$0.00 |
| MAINTENANCE, REPAIR & INSTALLATION | 保養維修 | | | | | | | | | | | | | |
| CONCRETE AND SCAFFOLDING | 外牆維修及搭棚 | \$0.00 | \$0.00 | \$0.00 | \$0.00 | \$0.00 | \$0.00 | \$0.00 | \$9,600.00 | \$0.00 | \$0.00 | \$21,695.00 | \$87,418.00 | \$118,713.00 |
| DRAINAGE, ELECTRICALS & PUMPS | 水電保養維修 | \$3,790.00 | \$5,815.00 | \$3,370.00 | \$1,121.00 | \$6,744.44 | \$6,766.00 | \$1,911.00 | \$10,330.00 | \$1,327.00 | \$1,812.00 | \$12,798.00 | \$51,454.00 | \$107,238.44 |
| SECURITY SYSTEM / SMATV. SYM | 保安系統/衛星電視 | \$340.00 | \$340.00 | \$340.00 | \$340.00 | \$340.00 | \$340.00 | \$501.37 | \$1,996.37 | \$578.63 | \$540.00 | \$540.00 | \$1,690.00 | \$7,886.37 |
| FIRE FIGHTING SYSTEM | 消防保養 | \$0.00 | \$0.00 | \$0.00 | \$0.00 | \$0.00 | \$0.00 | \$0.00 | \$0.00 | \$0.00 | \$0.00 | \$3,914.00 | \$0.00 | \$3,914.00 |
| LIFTS | 升降機 | \$8,672.80 | \$8,672.80 | \$8,672.80 | \$8,672.52 | \$8,672.73 | \$8,672.73 | \$8,672.73 | \$8,672.73 | \$8,672.73 | \$8,672.73 | \$8,672.73 | \$8,672.73 | \$104,072.76 |
| MANAGER'S REMUNERATION 4% | 管理酬金 4% | \$2,903.24 | \$3,015.24 | \$2,881.60 | \$2,820.89 | \$3,101.10 | \$3,075.08 | \$3,132.05 | \$3,721.99 | \$2,901.22 | \$2,922.05 | \$4,399.87 | \$8,477.70 | \$43,352.03 |
| MAINTENANCE FUND 11% | 維修基金 11% | \$7,983.91 | \$8,291.91 | \$7,924.39 | \$7,757.44 | \$8,528.01 | \$8,456.46 | \$8,613.14 | \$10,235.47 | \$7,978.36 | \$8,035.65 | \$12,099.64 | \$23,313.68 | \$119,218.06 |
| PEST CONTROL | 殺蟲滅鼠 | \$0.00 | \$0.00 | \$0.00 | \$0.00 | \$0.00 | \$0.00 | \$0.00 | \$0.00 | \$0.00 | \$0.00 | \$0.00 | \$0.00 | \$0.00 |
| PRINTING AND STATIONERY | 印刷及廣告費 | \$0.00 | \$0.00 | \$0.00 | \$0.00 | \$0.00 | \$0.00 | \$0.00 | \$0.00 | \$0.00 | \$0.00 | \$0.00 | \$207.75 | \$207.75 |
| SECURITY GUARD SERVICE CHARGES | 保安費 | \$42,778.00 | \$42,778.00 | \$42,778.00 | \$42,778.00 | \$42,778.00 | \$42,778.00 | \$42,778.00 | \$42,778.00 | \$42,778.00 | \$42,778.00 | \$42,778.00 | \$42,778.00 | \$513,336.00 |
| SUNDRY EXPENSES | 什項支出 | \$668.16 | \$668.16 | \$1,052.13 | \$668.66 | \$952.22 | \$668.16 | \$6,388.16 | \$668.16 | \$668.16 | \$668.16 | \$668.16 | \$678.06 | \$14,416.35 |
| TRAVELLING | 交通費 | \$0.00 | \$0.00 | \$0.00 | \$0.00 | \$0.00 | \$0.00 | \$0.00 | \$0.00 | \$0.00 | \$0.00 | \$0.00 | \$0.00 | \$0.00 |
| TELEPHONE | 電話費 | \$158.00 | \$158.00 | \$158.00 | \$158.00 | \$158.00 | \$158.00 | \$158.00 | \$158.00 | \$158.00 | \$158.00 | \$158.00 | \$158.51 | \$1,896.51 |
| WATER FEE | 水費 | \$0.00 | \$0.00 | \$0.00 | \$0.00 | \$0.00 | \$0.00 | \$0.00 | \$157.50 | \$0.00 | \$0.00 | \$0.00 | \$75.00 | \$232.50 |
| TOTAL EXPENSES | 總支出 | \$155,459.86 | \$168,874.70 | \$170,193.44 | \$184,592.31 | \$164,923.71 | \$174,780.09 | \$170,599.40 | \$189,038.82 | \$155,476.22 | \$173,296.64 | \$201,840.51 | \$336,871.81 | \$2,245,947.51 |
| SURPLUS / (DEFICIT) FOR THE PERIOD | 本期盈餘/(赤字) | \$5,707.64 | (\$7,707.20) | (\$9,025.94) | (\$23,424.81) | (\$3,756.21) | (\$13,612.59) | (\$9,431.90) | (\$27,871.32) | \$5,691.28 | (\$12,129.14) | (\$40,673.01) | (\$175,704.31) | (\$311,937.51) |
| SURPLUS / (DEFICIT) B/F | 承上結存 | \$91,358.64 | \$97,066.28 | \$89,359.08 | \$80,333.14 | \$56,908.33 | \$53,152.12 | \$39,539.53 | \$30,107.63 | \$2,236.31 | \$7,927.59 | (\$4,201.55) | (\$44,874.56) | \$91,358.64 |
| ACCUM.SURPLUS / (DEFICIT) C/F | 累積盈餘/(赤字) | \$97,066.28 | \$89,359.08 | \$80,333.14 | \$56,908.33 | \$53,152.12 | \$39,539.53 | \$30,107.63 | \$2,236.31 | \$7,927.59 | (\$4,201.55) | (\$44,874.56) | (\$220,578.87) | (\$220,578.87) |



T.L.60
HONG KONG GARDENS - BLOCK 17 豪景花園 第十七座
STATEMENT OF COMPREHENSIVE INCOME 收支報告表
(FORMERLY KNOWN AS INCOME & EXPENDITURE ACCOUNT)

| | | Jan-22 (一月) | Feb-22 (二月) | Mar-22 (三月) | Apr-22 (四月) | May-22 (五月) | Jun-22 (六月) | Jul-22 (七月) | Aug-22 (八月) | Sep-22 (九月) | Oct-22 (十月) | Nov-22 (十一月) | Dec-22 (十二月) | 1-12/2022 TOTAL總計 |
|-------------------------------------|-----------|----------------|----------------|----------------|----------------|----------------|----------------|----------------|----------------|----------------|----------------|----------------|----------------|----------------------|
| INCOME: | 收入 | | | | | | | | | | | | | |
| MANAGEMENT FEE RECEIVED | 管理費收入 | \$169,070.00 | \$169,070.00 | \$169,070.00 | \$169,070.00 | \$169,070.00 | \$169,070.00 | \$169,070.00 | \$169,070.00 | \$169,070.00 | \$169,070.00 | \$169,070.00 | \$169,070.00 | \$2,028,840.00 |
| LESS: SINKING FUND | 減: 儲備基金 | (\$8,453.50) | (\$8,453.50) | (\$8,453.50) | (\$8,453.50) | (\$8,453.50) | (\$8,453.50) | (\$8,453.50) | (\$8,453.50) | (\$8,453.50) | (\$8,453.50) | (\$8,453.50) | (\$8,453.50) | (\$101,442.00) |
| LESS: PROVISION FOR BAD DEBT - M.F. | 管理費壞賬撥備 | \$0.00 | \$0.00 | \$0.00 | \$0.00 | \$0.00 | \$0.00 | \$0.00 | \$0.00 | \$0.00 | \$0.00 | \$0.00 | \$0.00 | \$0.00 |
| ADD: BAD DEBT (M.F.) WRITTEN BACK | 收回管理費壞賬 | \$0.00 | \$0.00 | \$0.00 | \$0.00 | \$0.00 | \$0.00 | \$0.00 | \$0.00 | \$0.00 | \$0.00 | \$0.00 | \$0.00 | \$0.00 |
| INSURANCE AND OTHER COMPENSATION | 保險及其他賠償 | \$0.00 | \$0.00 | \$0.00 | \$0.00 | \$0.00 | \$0.00 | \$0.00 | \$0.00 | \$0.00 | \$0.00 | \$0.00 | \$0.00 | \$0.00 |
| LEGAL FEE RECOVERED | 訴訟費收入 | \$0.00 | \$0.00 | \$0.00 | \$0.00 | \$0.00 | \$0.00 | \$0.00 | \$0.00 | \$0.00 | \$0.00 | \$0.00 | \$0.00 | \$0.00 |
| INTEREST INCOME | 利息收入 | \$0.00 | \$0.00 | \$0.00 | \$0.00 | \$0.00 | \$0.00 | \$0.00 | \$0.00 | \$0.00 | \$0.00 | \$0.00 | \$0.00 | \$0.00 |
| SUNDRY INCOME | 什項收入 | \$0.00 | \$0.00 | \$0.00 | \$0.00 | \$100.00 | \$200.00 | \$0.00 | \$0.00 | \$0.00 | \$0.00 | \$0.00 | \$0.00 | \$300.00 |
| | | \$160,616.50 | \$160,616.50 | \$160,616.50 | \$160,616.50 | \$160,716.50 | \$160,816.50 | \$160,616.50 | \$160,616.50 | \$160,616.50 | \$160,616.50 | \$160,616.50 | \$160,616.50 | \$1,927,698.00 |
| EXPENSES: | 減: 支出 | | | | | | | | | | | | | |
| APPORTIONMENT OF GARDENS EXPENSES | 公共費用之分攤 | \$71,991.75 | \$82,186.59 | \$87,347.52 | \$103,491.80 | \$75,767.21 | \$86,371.66 | \$80,552.95 | \$82,031.60 | \$72,066.12 | \$89,287.60 | \$75,344.27 | \$93,137.88 | \$999,576.95 |
| AUDITORS REMUNERATION | 核數費 | \$0.00 | \$0.00 | \$0.00 | \$0.00 | \$0.00 | \$0.00 | \$0.00 | \$0.00 | \$0.00 | \$0.00 | \$0.00 | \$818.20 | \$818.20 |
| CONSULTING FEE | 諮詢費 | \$0.00 | \$0.00 | \$0.00 | \$0.00 | \$0.00 | \$0.00 | \$0.00 | \$0.00 | \$0.00 | \$0.00 | \$0.00 | \$0.00 | \$0.00 |
| CLEANING EXPENSES | 清潔費 | \$9,610.00 | \$9,370.00 | \$9,370.00 | \$9,370.00 | \$9,370.00 | \$9,370.00 | \$9,370.00 | \$9,370.00 | \$9,370.00 | \$10,677.63 | \$10,029.44 | \$10,079.88 | \$115,356.95 |
| DEBRIS REMOVAL CHARGES | 清泥頭費 | \$0.00 | \$0.00 | \$0.00 | \$0.00 | \$0.00 | \$0.00 | \$0.00 | \$0.00 | \$0.00 | \$0.00 | \$0.00 | \$0.00 | \$0.00 |
| ELECTRICITY | 電費 | \$8,442.00 | \$9,329.00 | \$7,817.00 | \$8,204.00 | \$9,699.00 | \$10,118.00 | \$9,870.00 | \$10,961.00 | \$10,489.00 | \$9,347.00 | \$10,936.00 | \$6,786.15 | \$111,998.15 |
| FESTIVAL DECORATION EXPENSES | 節日裝飾 | \$0.00 | \$0.00 | \$0.00 | \$470.00 | \$0.00 | \$0.00 | \$0.00 | \$0.00 | \$0.00 | \$0.00 | \$0.00 | \$0.00 | \$470.00 |
| FURNITURE, FIXTURES & EQUIPMENT | 屋苑設備 | \$0.00 | \$0.00 | \$0.00 | \$0.00 | \$0.00 | \$0.00 | \$0.00 | \$0.00 | \$0.00 | \$0.00 | \$0.00 | \$0.00 | \$0.00 |
| LEGAL FEE | 訴訟費 | \$0.00 | \$0.00 | \$0.00 | \$0.00 | \$0.00 | \$0.00 | \$0.00 | (\$3,300.00) | \$0.00 | \$0.00 | \$0.00 | \$0.00 | (\$3,300.00) |
| MAINTENANCE, REPAIR & INSTALLATION | 保養維修 | | | | | | | | | | | | | |
| CONCRETE AND SCAFFOLDING | 外牆維修及搭棚 | \$0.00 | \$35,343.00 | \$3,800.00 | \$0.00 | \$0.00 | \$19,100.00 | \$21,164.00 | \$0.00 | \$0.00 | \$4,690.00 | \$23,441.00 | \$82,492.00 | \$190,030.00 |
| DRAINAGE, ELECTRICALS & PUMPS | 水電保養維修 | \$2,055.00 | \$0.00 | \$15.00 | \$965.00 | \$1,029.44 | \$685.00 | \$102,461.00 | \$5,072.00 | \$1,805.00 | \$18,555.00 | \$544.00 | \$255.50 | \$133,441.94 |
| SECURITY SYSTEM / SMATV. SYM | 保安系統/衛星電視 | \$340.00 | \$7,040.00 | \$340.00 | \$340.00 | \$340.00 | \$340.00 | \$501.37 | \$3,496.37 | \$578.63 | \$540.00 | \$540.00 | \$540.00 | \$14,936.37 |
| FIRE FIGHTING SYSTEM | 消防保養 | \$0.00 | \$0.00 | \$0.00 | \$0.00 | \$0.00 | \$0.00 | \$0.00 | \$0.00 | \$0.00 | \$0.00 | \$3,441.00 | \$0.00 | \$3,441.00 |
| LIFTS | 升降機 | \$8,672.80 | \$8,672.80 | \$8,672.80 | \$8,672.52 | \$8,672.73 | \$8,672.73 | \$8,672.73 | \$8,672.73 | \$8,672.73 | \$8,672.73 | \$8,672.73 | \$8,672.73 | \$104,072.76 |
| MANAGER'S REMUNERATION 4% | 管理酬金 4% | \$2,908.96 | \$4,534.36 | \$2,957.21 | \$2,867.37 | \$2,919.98 | \$3,675.60 | \$7,825.73 | \$3,117.15 | \$2,984.02 | \$3,843.46 | \$4,048.33 | \$6,140.52 | \$47,822.69 |
| MAINTENANCE FUND 11% | 維修基金 11% | \$7,999.64 | \$12,469.49 | \$8,132.31 | \$7,885.27 | \$8,029.93 | \$10,107.89 | \$21,520.76 | \$8,572.16 | \$8,206.04 | \$10,569.52 | \$11,132.92 | \$16,886.42 | \$131,512.35 |
| PEST CONTROL | 殺蟲滅鼠 | \$0.00 | \$0.00 | \$0.00 | \$0.00 | \$0.00 | \$0.00 | \$0.00 | \$0.00 | \$0.00 | \$0.00 | \$0.00 | \$0.00 | \$0.00 |
| PRINTING AND STATIONERY | 印刷及廣告費 | \$0.00 | \$0.00 | \$0.00 | \$0.00 | \$0.00 | \$0.00 | \$0.00 | \$0.00 | \$0.00 | \$0.00 | \$0.00 | \$206.10 | \$206.10 |
| SECURITY GUARD SERVICE CHARGES | 保安費 | \$42,778.00 | \$42,778.00 | \$42,778.00 | \$42,778.00 | \$42,778.00 | \$42,778.00 | \$42,778.00 | \$42,778.00 | \$42,778.00 | \$42,778.00 | \$42,778.00 | \$42,778.00 | \$513,336.00 |
| SUNDRY EXPENSES | 什項支出 | \$668.16 | \$668.16 | \$979.33 | \$668.66 | \$952.23 | \$668.16 | \$668.16 | \$668.16 | \$749.02 | \$668.16 | \$668.16 | \$676.96 | \$8,703.32 |
| TELEPHONE | 電話費 | \$158.00 | \$158.00 | \$158.00 | \$158.00 | \$158.00 | \$158.00 | \$158.00 | \$158.00 | \$158.00 | \$158.00 | \$158.00 | \$162.38 | \$1,900.38 |
| WATER FEE | 水費 | \$0.00 | \$0.00 | \$0.00 | \$58.10 | \$0.00 | \$0.00 | \$0.00 | \$52.50 | \$0.00 | \$0.00 | \$0.00 | \$45.00 | \$155.60 |
| TOTAL EXPENSES | 總支出 | \$155,624.31 | \$212,549.40 | \$172,367.17 | \$185,928.72 | \$159,716.52 | \$192,045.04 | \$305,542.70 | \$171,649.67 | \$157,856.56 | \$199,787.10 | \$191,733.85 | \$269,677.72 | \$2,374,478.76 |
| SURPLUS / (DEFICIT) FOR THE PERIOD | 本期盈餘/(赤字) | \$4,992.19 | (\$51,932.90) | (\$11,750.67) | (\$25,312.22) | \$999.98 | (\$31,228.54) | (\$144,926.20) | (\$11,033.17) | \$2,759.94 | (\$39,170.60) | (\$31,117.35) | (\$109,061.22) | (\$446,780.76) |
| SURPLUS / (DEFICIT) B/F | 承上結存 | (\$187,618.48) | (\$182,626.29) | (\$234,559.19) | (\$246,309.86) | (\$271,622.08) | (\$270,622.10) | (\$301,850.64) | (\$446,776.84) | (\$457,810.01) | (\$455,050.07) | (\$494,220.67) | (\$525,338.02) | (\$187,618.48) |
| ACCUM.SURPLUS / (DEFICIT) C/F | 累積盈餘/(赤字) | (\$182,626.29) | (\$234,559.19) | (\$246,309.86) | (\$271,622.08) | (\$270,622.10) | (\$301,850.64) | (\$446,776.84) | (\$457,810.01) | (\$455,050.07) | (\$494,220.67) | (\$525,338.02) | (\$634,399.24) | (\$634,399.24) |



T.L.60
HONG KONG GARDENS - BLOCK 18 豪景花園 第十八座
STATEMENT OF COMPREHENSIVE INCOME 收支報告表
(FORMERLY KNOWN AS INCOME & EXPENDITURE ACCOUNT)

| | | Jan-22 (一月) | Feb-22 (二月) | Mar-22 (三月) | Apr-22 (四月) | May-22 (五月) | Jun-22 (六月) | Jul-22 (七月) | Aug-22 (八月) | Sep-22 (九月) | Oct-22 (十月) | Nov-22 (十一月) | Dec-22 (十二月) | 1-12/2022 TOTAL總計 |
|------------------------------------|-----------|--------------|---------------|---------------|---------------|--------------|---------------|---------------|--------------|--------------|---------------|---------------|---------------|----------------------|
| INCOME: | 收入 | | | | | | | | | | | | | |
| MANAGEMENT FEE RECEIVED | 管理費收入 | \$173,420.00 | \$173,420.00 | \$173,420.00 | \$173,420.00 | \$173,420.00 | \$173,420.00 | \$173,420.00 | \$173,420.00 | \$173,420.00 | \$173,420.00 | \$173,420.00 | \$173,420.00 | \$2,081,040.00 |
| LESS: SINKING FUND | 減:儲備基金 | (\$8,671.00) | (\$8,671.00) | (\$8,671.00) | (\$8,671.00) | (\$8,671.00) | (\$8,671.00) | (\$8,671.00) | (\$8,671.00) | (\$8,671.00) | (\$8,671.00) | (\$8,671.00) | (\$8,671.00) | (\$104,052.00) |
| INSURANCE AND OTHER COMPENSATION | 保險及其他賠償 | \$0.00 | \$0.00 | \$0.00 | \$0.00 | \$0.00 | \$0.00 | \$0.00 | \$0.00 | \$0.00 | \$0.00 | \$0.00 | \$0.00 | \$0.00 |
| LEGAL FEE RECOVERED | 訴訟費收入 | \$0.00 | \$0.00 | \$0.00 | \$0.00 | \$0.00 | \$0.00 | \$0.00 | \$0.00 | \$0.00 | \$0.00 | \$0.00 | \$0.00 | \$0.00 |
| INTEREST INCOME | 利息收入 | \$0.00 | \$0.00 | \$0.00 | \$0.00 | \$0.00 | \$0.00 | \$0.00 | \$0.00 | \$0.00 | \$0.00 | \$0.00 | \$0.00 | \$0.00 |
| SUNDRY INCOME | 什項收入 | \$200.00 | \$0.00 | \$0.00 | \$0.00 | \$0.00 | \$0.00 | \$0.00 | \$0.00 | \$0.00 | \$0.00 | \$0.00 | \$0.00 | \$200.00 |
| | | \$164,949.00 | \$164,749.00 | \$164,749.00 | \$164,749.00 | \$164,749.00 | \$164,749.00 | \$164,749.00 | \$164,749.00 | \$164,749.00 | \$164,749.00 | \$164,749.00 | \$164,749.00 | \$1,977,188.00 |
| EXPENSES: | 減:支出 | | | | | | | | | | | | | |
| APPORTIONMENT OF GARDENS EXPENSES | 公共費用之分攤 | \$71,991.75 | \$82,186.59 | \$87,347.52 | \$103,491.80 | \$75,767.21 | \$86,371.66 | \$80,552.95 | \$82,031.60 | \$72,066.12 | \$89,287.60 | \$75,344.27 | \$93,137.88 | \$999,576.95 |
| AUDITORS REMUNERATION | 核數費 | \$0.00 | \$0.00 | \$0.00 | \$0.00 | \$0.00 | \$0.00 | \$0.00 | \$0.00 | \$0.00 | \$0.00 | \$0.00 | \$818.20 | \$818.20 |
| CONSULTING FEE | 諮詢費 | \$0.00 | \$0.00 | \$0.00 | \$0.00 | \$0.00 | \$0.00 | \$0.00 | \$0.00 | \$0.00 | \$0.00 | \$0.00 | \$0.00 | \$0.00 |
| CLEANING EXPENSES | 清潔費 | \$9,370.00 | \$9,370.00 | \$9,370.00 | \$9,370.00 | \$9,370.00 | \$9,370.00 | \$9,370.00 | \$9,370.00 | \$9,370.00 | \$11,329.27 | \$9,701.51 | \$11,110.50 | \$116,471.28 |
| DEBRIS REMOVAL CHARGES | 清泥頭費 | \$0.00 | \$0.00 | \$0.00 | \$0.00 | \$0.00 | \$0.00 | \$0.00 | \$0.00 | \$0.00 | \$0.00 | \$0.00 | \$0.00 | \$0.00 |
| ELECTRICITY | 電費 | \$8,572.00 | \$9,151.00 | \$7,616.00 | \$8,154.00 | \$9,954.00 | \$10,662.00 | \$10,402.00 | \$11,857.00 | \$11,166.00 | \$10,154.00 | \$10,773.00 | \$9,570.00 | \$118,031.00 |
| FESTIVAL DECORATION EXPENSES | 節日裝飾 | \$0.00 | \$0.00 | \$0.00 | \$470.00 | \$0.00 | \$0.00 | \$0.00 | \$0.00 | \$0.00 | \$0.00 | \$0.00 | \$0.00 | \$470.00 |
| FURNITURE, FIXTURES & EQUIPMENT | 屋苑設備 | \$0.00 | \$0.00 | \$0.00 | \$0.00 | \$0.00 | \$0.00 | \$0.00 | \$0.00 | \$0.00 | \$0.00 | \$0.00 | \$0.00 | \$0.00 |
| LEGAL FEE | 訴訟費 | \$0.00 | \$0.00 | \$0.00 | \$0.00 | \$0.00 | \$0.00 | \$0.00 | \$0.00 | \$0.00 | \$0.00 | \$0.00 | \$0.00 | \$0.00 |
| MAINTENANCE, REPAIR & INSTALLATION | 保養維修 | | | | | | | | | | | | | |
| CONCRETE AND SCAFFOLDING | 外牆維修及搭棚 | \$0.00 | \$23,362.00 | \$7,602.00 | \$0.00 | \$0.00 | \$0.00 | \$0.00 | \$0.00 | \$0.00 | \$0.00 | \$0.00 | \$13,912.00 | \$44,876.00 |
| DRAINAGE, ELECTRICALS & PUMPS | 水電保養維修 | \$1,855.00 | \$0.00 | \$2,592.00 | \$9,820.00 | \$524.44 | \$3,230.00 | \$77,931.00 | \$15.00 | \$615.00 | \$920.00 | \$12,417.00 | \$6,570.00 | \$116,489.44 |
| SECURITY SYSTEM / SMATV. SYM | 保安系統/衛星電視 | \$340.00 | \$7,040.00 | \$340.00 | \$2,220.00 | \$340.00 | \$1,340.00 | \$1,501.37 | \$1,996.37 | \$578.63 | \$540.00 | \$540.00 | \$540.00 | \$17,316.37 |
| FIRE FIGHTING SYSTEM | 消防保養 | \$0.00 | \$0.00 | \$0.00 | \$0.00 | \$0.00 | \$0.00 | \$0.00 | \$0.00 | \$0.00 | \$0.00 | \$3,441.00 | \$0.00 | \$3,441.00 |
| LIFTS | 升降機 | \$8,672.80 | \$8,672.80 | \$8,672.80 | \$8,672.52 | \$8,672.73 | \$8,672.73 | \$8,672.73 | \$8,672.73 | \$8,672.73 | \$8,672.73 | \$8,672.73 | \$8,672.73 | \$104,072.76 |
| MANAGER'S REMUNERATION 4% | 管理酬金 4% | \$2,896.56 | \$4,048.00 | \$3,204.33 | \$3,294.92 | \$2,909.98 | \$3,075.16 | \$6,059.25 | \$2,624.96 | \$2,963.50 | \$3,008.81 | \$3,565.98 | \$3,803.92 | \$41,455.37 |
| MAINTENANCE FUND 11% | 維修基金 11% | \$7,965.54 | \$11,132.00 | \$8,811.89 | \$9,061.04 | \$8,002.43 | \$8,456.68 | \$16,862.94 | \$7,218.64 | \$8,149.61 | \$8,274.22 | \$9,806.43 | \$10,460.77 | \$114,002.19 |
| PEST CONTROL | 殺蟲滅鼠 | \$0.00 | \$0.00 | \$0.00 | \$0.00 | \$0.00 | \$0.00 | \$0.00 | \$0.00 | \$0.00 | \$0.00 | \$0.00 | \$0.00 | \$0.00 |
| PRINTING AND STATIONERY | 印刷及廣告費 | \$0.00 | \$0.00 | \$0.00 | \$0.00 | \$0.00 | \$0.00 | \$0.00 | \$0.00 | \$0.00 | \$0.00 | \$0.00 | \$211.05 | \$211.05 |
| SECURITY GUARD SERVICE CHARGES | 保安費 | \$42,778.00 | \$42,778.00 | \$42,778.00 | \$42,778.00 | \$42,778.00 | \$42,778.00 | \$42,778.00 | \$42,778.00 | \$42,778.00 | \$42,778.00 | \$42,778.00 | \$42,778.00 | \$513,336.00 |
| SUNDRY EXPENSES | 什項支出 | \$668.16 | \$668.16 | \$979.33 | \$668.66 | \$952.23 | \$668.16 | \$668.16 | \$668.16 | \$749.02 | \$668.16 | \$668.16 | \$687.96 | \$8,714.32 |
| TELEPHONE | 電話費 | \$158.00 | \$158.00 | \$158.00 | \$158.00 | \$158.00 | \$158.00 | \$158.00 | \$158.00 | \$158.00 | \$158.00 | \$158.00 | \$158.00 | \$1,896.00 |
| WATER FEE | 水費 | \$0.00 | \$0.00 | \$0.00 | \$61.90 | \$0.00 | \$0.00 | \$0.00 | \$108.70 | \$0.00 | \$0.00 | \$0.00 | \$69.50 | \$240.10 |
| TOTAL EXPENSES | 總支出 | \$155,267.81 | \$198,566.55 | \$179,471.87 | \$198,220.84 | \$159,429.02 | \$174,782.39 | \$254,756.40 | \$157,499.16 | \$157,266.61 | \$175,790.79 | \$177,866.08 | \$202,500.51 | \$2,191,418.03 |
| SURPLUS / (DEFICIT) FOR THE PERIOD | 本期盈餘/(赤字) | \$9,681.19 | (\$33,817.55) | (\$14,722.87) | (\$33,471.84) | \$5,319.98 | (\$10,033.39) | (\$90,007.40) | \$7,249.84 | \$7,482.39 | (\$11,041.79) | (\$13,117.08) | (\$37,751.51) | (\$214,230.03) |
| SURPLUS / (DEFICIT) B/F | 承上結存 | \$463,798.25 | \$473,479.44 | \$439,661.89 | \$424,939.02 | \$391,467.18 | \$396,787.16 | \$386,753.77 | \$386,753.77 | \$296,746.37 | \$303,996.21 | \$311,478.60 | \$300,436.81 | \$463,798.25 |
| ACCUM.SURPLUS / (DEFICIT) C/F | 累積盈餘/(赤字) | \$473,479.44 | \$439,661.89 | \$424,939.02 | \$391,467.18 | \$396,787.16 | \$386,753.77 | \$296,746.37 | \$303,996.21 | \$311,478.60 | \$300,436.81 | \$287,319.73 | \$249,568.22 | \$249,568.22 |



T.L.60
HONG KONG GARDENS - BLOCK 19 豪景花園 第十九座
STATEMENT OF COMPREHENSIVE INCOME 收支報表
(FORMERLY KNOWN AS INCOME & EXPENDITURE ACCOUNT)

| | | Jan-22 (一月) | Feb-22 (二月) | Mar-22 (三月) | Apr-22 (四月) | May-22 (五月) | Jun-22 (六月) | Jul-22 (七月) | Aug-22 (八月) | Sep-22 (九月) | Oct-22 (十月) | Nov-22 (十一月) | Dec-22 (十二月) | 1-12/2022 TOTAL總計 |
|-------------------------------------|-----------|----------------|----------------|----------------|----------------|----------------|----------------|----------------|----------------|----------------|----------------|----------------|----------------|----------------------|
| INCOME: | 收入 | | | | | | | | | | | | | |
| MANAGEMENT FEE RECEIVED | 管理費收入 | \$158,050.00 | \$158,050.00 | \$158,050.00 | \$158,050.00 | \$158,050.00 | \$158,050.00 | \$158,050.00 | \$158,050.00 | \$158,050.00 | \$158,050.00 | \$158,050.00 | \$158,050.00 | \$1,896,600.00 |
| LESS: SINKING FUND | 減：儲備基金 | (\$7,902.50) | (\$7,902.50) | (\$7,902.50) | (\$7,902.50) | (\$7,902.50) | (\$7,902.50) | (\$7,902.50) | (\$7,902.50) | (\$7,902.50) | (\$7,902.50) | (\$7,902.50) | (\$7,902.50) | (\$94,830.00) |
| LESS: PROVISION FOR BAD DEBT - M.F. | 管理費壞賬撥備 | \$0.00 | \$0.00 | \$0.00 | \$0.00 | \$0.00 | \$0.00 | \$0.00 | \$0.00 | \$0.00 | \$0.00 | \$0.00 | \$0.00 | \$0.00 |
| INSURANCE AND OTHER COMPENSATION | 保險及其他賠償 | \$0.00 | \$0.00 | \$0.00 | \$1,500.00 | \$0.00 | \$0.00 | \$0.00 | \$0.00 | \$0.00 | \$0.00 | \$0.00 | \$0.00 | \$1,500.00 |
| LEGAL FEE RECOVERED | 訴訟費收入 | \$0.00 | \$0.00 | \$0.00 | \$0.00 | \$0.00 | \$0.00 | \$0.00 | \$0.00 | \$0.00 | \$0.00 | \$0.00 | \$0.00 | \$0.00 |
| INTEREST INCOME | 利息收入 | \$0.00 | \$0.00 | \$0.00 | \$0.00 | \$0.00 | \$0.00 | \$0.00 | \$0.00 | \$0.00 | \$0.00 | \$0.00 | \$0.00 | \$0.00 |
| SUNDRY INCOME | 什項收入 | \$0.00 | \$0.00 | \$0.00 | \$0.00 | \$0.00 | \$0.00 | \$0.00 | \$0.00 | \$0.00 | \$0.00 | \$0.00 | \$0.00 | \$0.00 |
| | | \$150,147.50 | \$150,147.50 | \$150,147.50 | \$151,647.50 | \$150,147.50 | \$150,147.50 | \$150,147.50 | \$150,147.50 | \$150,147.50 | \$150,147.50 | \$150,147.50 | \$150,147.50 | \$1,803,270.00 |
| EXPENSES: | 減：支出 | | | | | | | | | | | | | |
| APPORTIONMENT OF GARDENS EXPENSES | 公共費用之分攤 | \$71,991.75 | \$82,186.59 | \$87,347.52 | \$103,491.80 | \$75,767.21 | \$86,371.66 | \$80,552.95 | \$82,031.60 | \$72,066.12 | \$89,287.60 | \$75,344.27 | \$93,137.88 | \$999,576.95 |
| AUDITORS REMUNERATION | 核數費 | \$0.00 | \$0.00 | \$0.00 | \$0.00 | \$0.00 | \$0.00 | \$0.00 | \$0.00 | \$0.00 | \$0.00 | \$0.00 | \$818.20 | \$818.20 |
| CONSULTING FEE | 查詢費 | \$0.00 | \$0.00 | \$0.00 | \$0.00 | \$0.00 | \$0.00 | \$0.00 | \$0.00 | \$0.00 | \$0.00 | \$0.00 | \$0.00 | \$0.00 |
| CLEANING EXPENSES | 清潔費 | \$9,850.00 | \$9,370.00 | \$9,370.00 | \$9,370.00 | \$9,370.00 | \$9,370.00 | \$9,370.00 | \$9,370.00 | \$9,370.00 | \$11,348.21 | \$9,699.49 | \$10,936.72 | \$116,794.42 |
| DEBRIS REMOVAL CHARGES | 清泥頭費 | \$0.00 | \$0.00 | \$0.00 | \$0.00 | \$0.00 | \$0.00 | \$0.00 | \$0.00 | \$0.00 | \$0.00 | \$0.00 | \$0.00 | \$0.00 |
| ELECTRICITY | 電費 | \$9,239.00 | \$10,506.00 | \$8,644.00 | \$9,164.00 | \$10,676.00 | \$11,053.00 | \$10,961.00 | \$12,433.00 | \$11,519.00 | \$9,981.00 | \$11,513.00 | \$10,653.00 | \$126,342.00 |
| FESTIVAL DECORATION EXPENSES | 節日裝飾 | \$0.00 | \$0.00 | \$0.00 | \$470.00 | \$0.00 | \$0.00 | \$0.00 | \$0.00 | \$0.00 | \$0.00 | \$0.00 | \$0.00 | \$470.00 |
| FURNITURE, FIXTURES & EQUIPMENT | 屋苑設備 | \$0.00 | \$0.00 | \$0.00 | \$0.00 | \$0.00 | \$0.00 | \$0.00 | \$0.00 | \$0.00 | \$0.00 | \$0.00 | \$0.00 | \$0.00 |
| INSURANCE | 保險費 | \$0.00 | \$0.00 | \$0.00 | \$0.00 | \$0.00 | \$0.00 | \$0.00 | \$0.00 | \$0.00 | \$0.00 | \$0.00 | \$0.00 | \$0.00 |
| GARDENING EXPENSES | 園藝種植 | \$0.00 | \$0.00 | \$0.00 | \$0.00 | \$0.00 | \$0.00 | \$0.00 | \$0.00 | \$0.00 | \$0.00 | \$0.00 | \$0.00 | \$0.00 |
| LEGAL FEE | 訴訟費 | \$0.00 | \$0.00 | \$0.00 | \$0.00 | \$0.00 | \$0.00 | \$0.00 | \$0.00 | \$0.00 | \$0.00 | \$0.00 | \$0.00 | \$0.00 |
| MAINTENANCE, REPAIR & INSTALLATION | 保養維修 | | | | | | | | | | | | | |
| CONCRETE AND SCAFFOLDING | 外牆維修及搭棚 | \$0.00 | \$0.00 | \$6,902.00 | \$0.00 | \$0.00 | \$7,400.00 | \$5,600.00 | \$5,341.00 | \$3,800.00 | \$7,060.00 | \$23,803.00 | \$10,702.00 | \$70,608.00 |
| DRAINAGE, ELECTRICALS & PUMPS | 水電保養維修 | \$3,314.00 | \$45.00 | \$31,496.00 | \$7,330.00 | \$634.44 | \$30.00 | \$3,391.00 | \$34,635.50 | \$60.00 | \$1,008.00 | \$14,829.00 | \$11,498.00 | \$108,270.94 |
| SECURITY SYSTEM / SMATV. SYM | 保安系統/衛星電視 | \$340.00 | \$340.00 | \$340.00 | \$890.00 | \$340.00 | \$340.00 | \$501.37 | \$1,996.37 | \$578.63 | \$540.00 | \$540.00 | \$2,540.00 | \$9,286.37 |
| FIRE FIGHTING SYSTEM | 消防保養 | \$0.00 | \$0.00 | \$0.00 | \$0.00 | \$0.00 | \$0.00 | \$0.00 | \$0.00 | \$0.00 | \$0.00 | \$3,441.00 | \$18,700.00 | \$22,141.00 |
| LIFTS | 升降機 | \$10,472.80 | \$10,472.80 | \$10,472.80 | \$10,472.52 | \$10,472.73 | \$10,472.73 | \$20,372.73 | \$10,472.73 | \$10,472.73 | \$10,472.73 | \$10,472.73 | \$10,472.73 | \$135,572.76 |
| MANAGER'S REMUNERATION 4% | 管理酬金 4% | \$3,072.80 | \$2,973.52 | \$4,445.61 | \$3,256.40 | \$3,015.26 | \$3,290.80 | \$3,752.01 | \$4,721.46 | \$3,176.58 | \$3,380.56 | \$4,716.10 | \$4,821.62 | \$44,622.72 |
| MAINTENANCE FUND 11% | 維修基金 11% | \$8,450.20 | \$8,177.18 | \$12,225.41 | \$8,955.10 | \$8,291.95 | \$9,049.69 | \$10,318.03 | \$12,984.01 | \$8,735.60 | \$9,296.55 | \$12,969.26 | \$13,259.46 | \$122,712.44 |
| PEST CONTROL | 殺蟲滅鼠 | \$0.00 | \$0.00 | \$0.00 | \$0.00 | \$0.00 | \$0.00 | \$0.00 | \$0.00 | \$0.00 | \$0.00 | \$0.00 | \$0.00 | \$0.00 |
| PRINTING AND STATIONERY | 印刷及廣告費 | \$0.00 | \$0.00 | \$0.00 | \$0.00 | \$0.00 | \$0.00 | \$0.00 | \$0.00 | \$0.00 | \$0.00 | \$0.00 | \$217.65 | \$217.65 |
| SECURITY GUARD SERVICE CHARGES | 保安費 | \$42,778.00 | \$42,778.00 | \$42,778.00 | \$42,778.00 | \$42,778.00 | \$42,778.00 | \$42,778.00 | \$42,778.00 | \$42,778.00 | \$42,778.00 | \$42,778.00 | \$42,778.00 | \$513,336.00 |
| SUNDRY EXPENSES | 什項支出 | \$668.16 | \$668.16 | \$979.33 | \$668.66 | \$952.23 | \$668.16 | \$668.16 | \$668.16 | \$678.16 | \$1,168.16 | \$668.16 | \$672.56 | \$9,128.06 |
| SALARIES | 薪金 | \$0.00 | \$0.00 | \$0.00 | \$0.00 | \$0.00 | \$0.00 | \$0.00 | \$0.00 | \$0.00 | \$0.00 | \$0.00 | \$0.00 | \$0.00 |
| MPF CONTRIBUTION | 強積金 | \$0.00 | \$0.00 | \$0.00 | \$0.00 | \$0.00 | \$0.00 | \$0.00 | \$0.00 | \$0.00 | \$0.00 | \$0.00 | \$0.00 | \$0.00 |
| UNIFORM | 制服費 | \$0.00 | \$0.00 | \$0.00 | \$0.00 | \$0.00 | \$0.00 | \$0.00 | \$0.00 | \$0.00 | \$0.00 | \$0.00 | \$0.00 | \$0.00 |
| TELEPHONE | 電話費 | \$158.00 | \$158.00 | \$158.00 | \$158.00 | \$158.00 | \$158.00 | \$158.00 | \$158.00 | \$158.00 | \$158.00 | \$158.00 | \$158.00 | \$1,896.00 |
| WATER FEE | 水費 | \$0.00 | \$0.00 | \$0.00 | \$108.80 | \$0.00 | \$0.00 | \$0.00 | \$183.70 | \$0.00 | \$0.00 | \$0.00 | \$393.70 | \$686.20 |
| TOTAL EXPENSES | 總支出 | \$160,334.71 | \$167,675.25 | \$215,158.67 | \$197,113.28 | \$162,455.82 | \$180,982.04 | \$188,423.25 | \$217,773.53 | \$163,392.82 | \$186,478.81 | \$210,932.01 | \$231,759.52 | \$2,282,479.71 |
| SURPLUS / (DEFICIT) FOR THE PERIOD | 本期盈餘/(赤字) | (\$10,187.21) | (\$17,527.75) | (\$65,011.17) | (\$45,465.78) | (\$12,308.32) | (\$30,834.54) | (\$38,275.75) | (\$67,626.03) | (\$13,245.32) | (\$36,331.31) | (\$60,784.51) | (\$81,612.02) | (\$479,209.71) |
| SURPLUS / (DEFICIT) B/F | 承上結存 | (\$193,847.75) | (\$204,034.96) | (\$221,562.71) | (\$286,573.88) | (\$332,039.66) | (\$344,347.98) | (\$375,182.52) | (\$413,458.27) | (\$481,084.30) | (\$494,329.62) | (\$530,660.93) | (\$591,445.44) | (\$193,847.75) |
| ACCUM.SURPLUS / (DEFICIT) C/F | 累積盈餘/(赤字) | (\$204,034.96) | (\$221,562.71) | (\$286,573.88) | (\$332,039.66) | (\$344,347.98) | (\$375,182.52) | (\$413,458.27) | (\$481,084.30) | (\$494,329.62) | (\$530,660.93) | (\$591,445.44) | (\$673,057.46) | (\$673,057.46) |



T.L.60

HONG KONG GARDENS - BLOCK 20 豪景花園 第二十座
STATEMENT OF COMPREHENSIVE INCOME 收支報告表
(FORMERLY KNOWN AS INCOME & EXPENDITURE ACCOUNT)

| | | Jan-22 (一月) | Feb-22 (二月) | Mar-22 (三月) | Apr-22 (四月) | May-22 (五月) | Jun-22 (六月) | Jul-22 (七月) | Aug-22 (八月) | Sep-22 (九月) | Oct-22 (十月) | Nov-22 (十一月) | Dec-22 (十二月) | 1-12/2022 TOTAL總計 |
|-------------------------------------|-----------|----------------|----------------|----------------|----------------|----------------|----------------|----------------|----------------|----------------|------------------|------------------|------------------|----------------------|
| INCOME: | 收入 | | | | | | | | | | | | | |
| MANAGEMENT FEE RECEIVED | 管理費收入 | \$158,050.00 | \$158,050.00 | \$158,050.00 | \$158,050.00 | \$158,050.00 | \$158,050.00 | \$158,050.00 | \$158,050.00 | \$158,050.00 | \$158,050.00 | \$158,050.00 | \$158,050.00 | \$1,896,600.00 |
| LESS: SINKING FUND | 減：儲備基金 | (\$7,902.50) | (\$7,902.50) | (\$7,902.50) | (\$7,902.50) | (\$7,902.50) | (\$7,902.50) | (\$7,902.50) | (\$7,902.50) | (\$7,902.50) | (\$7,902.50) | (\$7,902.50) | (\$7,902.50) | (\$94,830.00) |
| LESS: PROVISION FOR BAD DEBT - M.F. | 管理費壞賬撥備 | \$0.00 | \$0.00 | \$0.00 | \$0.00 | \$0.00 | \$0.00 | \$0.00 | \$0.00 | \$0.00 | \$0.00 | \$0.00 | \$0.00 | \$0.00 |
| ADD: BAD DEBT (M.F.) WRITTEN BACK | 收回管理費壞賬 | \$0.00 | \$0.00 | \$0.00 | \$0.00 | \$0.00 | \$0.00 | \$0.00 | \$0.00 | \$0.00 | \$0.00 | \$0.00 | \$0.00 | \$0.00 |
| INSURANCE AND OTHER COMPENSATION | 保險及其他賠償 | \$0.00 | \$0.00 | \$0.00 | \$0.00 | \$0.00 | \$0.00 | \$0.00 | \$0.00 | \$0.00 | \$0.00 | \$0.00 | \$0.00 | \$0.00 |
| LEGAL FEE RECOVERED | 訴訟費收入 | \$0.00 | \$0.00 | \$0.00 | \$0.00 | \$0.00 | \$0.00 | \$0.00 | \$0.00 | \$0.00 | \$0.00 | \$0.00 | \$0.00 | \$0.00 |
| INTEREST INCOME | 利息收入 | \$0.00 | \$0.00 | \$0.00 | \$0.00 | \$0.00 | \$0.00 | \$0.00 | \$0.00 | \$0.00 | \$0.00 | \$0.00 | \$0.00 | \$0.00 |
| SUNDRY INCOME | 什項收入 | \$0.00 | \$0.00 | \$0.00 | \$0.00 | \$0.00 | \$0.00 | \$0.00 | \$0.00 | \$0.00 | \$100.00 | \$0.00 | \$0.00 | \$100.00 |
| | | \$150,147.50 | \$150,147.50 | \$150,147.50 | \$150,147.50 | \$150,147.50 | \$150,147.50 | \$150,147.50 | \$150,147.50 | \$150,147.50 | \$150,247.50 | \$150,147.50 | \$150,147.50 | \$1,801,870.00 |
| EXPENSES: | 減：支出 | | | | | | | | | | | | | |
| APPORTIONMENT OF GARDENS EXPENSES | 公共費用之分攤 | \$71,991.75 | \$82,186.59 | \$87,347.52 | \$103,491.80 | \$75,767.21 | \$86,371.66 | \$80,552.95 | \$82,031.60 | \$72,066.12 | \$89,287.60 | \$75,344.27 | \$93,137.88 | \$999,576.95 |
| AUDITORS REMUNERATION | 核數費 | \$0.00 | \$0.00 | \$0.00 | \$0.00 | \$0.00 | \$0.00 | \$0.00 | \$0.00 | \$0.00 | \$0.00 | \$0.00 | \$0.00 | \$818.20 |
| CONSULTING FEE | 諮詢費 | \$0.00 | \$0.00 | \$0.00 | \$0.00 | \$0.00 | \$0.00 | \$0.00 | \$0.00 | \$0.00 | \$0.00 | \$0.00 | \$0.00 | \$0.00 |
| CLEANING EXPENSES | 清潔費 | \$9,370.00 | \$9,370.00 | \$9,370.00 | \$9,370.00 | \$9,370.00 | \$9,370.00 | \$9,370.00 | \$9,370.00 | \$9,370.00 | \$10,349.91 | \$10,004.24 | \$10,938.83 | \$115,622.98 |
| DEBRIS REMOVAL CHARGES | 清泥頭費 | \$0.00 | \$0.00 | \$0.00 | \$0.00 | \$0.00 | \$0.00 | \$0.00 | \$0.00 | \$0.00 | \$0.00 | \$0.00 | \$0.00 | \$0.00 |
| ELECTRICITY | 電費 | \$9,484.00 | \$10,509.00 | \$8,606.00 | \$9,165.00 | \$11,011.00 | \$11,388.00 | \$10,973.00 | \$12,192.00 | \$11,732.37 | \$9,994.73 | \$12,185.45 | \$10,940.46 | \$128,181.01 |
| FESTIVAL DECORATION EXPENSES | 節日裝飾 | \$0.00 | \$0.00 | \$0.00 | \$470.00 | \$0.00 | \$0.00 | \$0.00 | \$0.00 | \$0.00 | \$0.00 | \$0.00 | \$0.00 | \$470.00 |
| FURNITURE, FIXTURES & EQUIPMENT | 屋苑設備 | \$0.00 | \$0.00 | \$0.00 | \$0.00 | \$0.00 | \$0.00 | \$0.00 | \$0.00 | \$0.00 | \$0.00 | \$0.00 | \$0.00 | \$0.00 |
| INSURANCE | 保險費 | \$0.00 | \$0.00 | \$0.00 | \$0.00 | \$0.00 | \$0.00 | \$0.00 | \$0.00 | \$0.00 | \$0.00 | \$0.00 | \$0.00 | \$0.00 |
| GARDENING EXPENSES | 園藝種植 | \$0.00 | \$0.00 | \$0.00 | \$0.00 | \$0.00 | \$0.00 | \$0.00 | \$0.00 | \$0.00 | \$0.00 | \$0.00 | \$0.00 | \$0.00 |
| LEGAL FEE | 訴訟費 | \$0.00 | \$0.00 | \$0.00 | \$0.00 | \$0.00 | \$0.00 | \$0.00 | (\$10,000.00) | \$0.00 | \$0.00 | \$0.00 | \$0.00 | (\$10,000.00) |
| MAINTENANCE, REPAIR & INSTALLATION | 保養維修 | | | | | | | | | | | | | |
| CONCRETE AND SCAFFOLDING | 外牆維修及搭棚 | \$0.00 | \$25,304.00 | \$0.00 | \$0.00 | \$0.00 | \$0.00 | \$8,010.00 | \$11,070.00 | \$5,341.00 | \$0.00 | \$0.00 | \$21,771.00 | \$71,496.00 |
| DRAINAGE, ELECTRICALS & PUMPS | 水電保養維修 | \$7,190.00 | \$15.00 | \$7,900.00 | \$4,472.00 | \$1,052.44 | \$13,022.00 | \$40,239.00 | \$27,484.00 | \$15.00 | \$3,600.00 | \$13,581.00 | \$10,524.00 | \$129,094.44 |
| SECURITY SYSTEM / SMATV. SYM | 保安系統/衛星電視 | \$340.00 | \$340.00 | \$340.00 | \$340.00 | \$340.00 | \$340.00 | \$501.37 | \$1,967.37 | \$578.63 | \$540.00 | \$540.00 | \$540.00 | \$6,707.37 |
| FIRE FIGHTING SYSTEM | 消防保養 | \$0.00 | \$0.00 | \$0.00 | \$0.00 | \$0.00 | \$0.00 | \$14,500.00 | \$0.00 | \$0.00 | \$0.00 | \$6,710.00 | \$0.00 | \$21,210.00 |
| LIFTS | 升降機 | \$10,472.80 | \$10,472.80 | \$10,472.80 | \$10,472.52 | \$10,472.73 | \$10,472.73 | \$10,472.73 | \$10,472.73 | \$10,472.73 | \$10,472.73 | \$10,472.73 | \$10,472.73 | \$125,672.76 |
| MANAGER'S REMUNERATION 4% | 管理酬金 4% | \$3,218.44 | \$3,984.60 | \$3,224.17 | \$3,115.77 | \$3,045.38 | \$3,527.88 | \$5,506.81 | \$4,244.76 | \$3,244.56 | \$3,142.46 | \$3,883.90 | \$4,420.90 | \$44,559.63 |
| MAINTENANCE FUND 11% | 維修基金 11% | \$8,850.71 | \$10,957.65 | \$8,866.45 | \$8,568.36 | \$8,374.78 | \$9,701.66 | \$15,143.73 | \$11,673.09 | \$8,922.53 | \$8,641.77 | \$10,680.73 | \$12,157.47 | \$122,538.93 |
| PEST CONTROL | 殺蟲滅鼠 | \$0.00 | \$0.00 | \$0.00 | \$0.00 | \$0.00 | \$0.00 | \$0.00 | \$0.00 | \$0.00 | \$0.00 | \$0.00 | \$0.00 | \$0.00 |
| PRINTING AND STATIONERY | 印刷及廣告費 | \$0.00 | \$0.00 | \$0.00 | \$0.00 | \$0.00 | \$0.00 | \$0.00 | \$0.00 | \$0.00 | \$0.00 | \$0.00 | \$217.50 | \$217.50 |
| SECURITY GUARD SERVICE CHARGES | 保安費 | \$42,778.00 | \$42,778.00 | \$42,778.00 | \$42,778.00 | \$42,778.00 | \$42,778.00 | \$42,778.00 | \$41,371.60 | \$42,778.00 | \$42,778.00 | \$42,778.00 | \$42,778.00 | \$511,929.60 |
| SUNDRY EXPENSES | 什項支出 | \$668.16 | \$668.16 | \$979.33 | \$668.66 | \$952.23 | \$668.16 | \$668.16 | \$668.16 | \$668.16 | \$668.16 | \$668.16 | \$668.16 | \$8,613.66 |
| SALARIES | 薪金 | \$0.00 | \$0.00 | \$0.00 | \$0.00 | \$0.00 | \$0.00 | \$0.00 | \$0.00 | \$0.00 | \$0.00 | \$0.00 | \$0.00 | \$0.00 |
| MPF CONTRIBUTION | 強積金 | \$0.00 | \$0.00 | \$0.00 | \$0.00 | \$0.00 | \$0.00 | \$0.00 | \$0.00 | \$0.00 | \$0.00 | \$0.00 | \$0.00 | \$0.00 |
| UNIFORM | 制服費 | \$0.00 | \$0.00 | \$0.00 | \$0.00 | \$0.00 | \$0.00 | \$0.00 | \$0.00 | \$0.00 | \$0.00 | \$0.00 | \$0.00 | \$0.00 |
| TELEPHONE | 電話費 | \$158.00 | \$158.00 | \$158.00 | \$158.00 | \$158.00 | \$158.00 | \$158.00 | \$158.00 | \$158.00 | \$158.00 | \$158.00 | \$158.00 | \$1,896.00 |
| WATER FEE | 水費 | \$0.00 | \$0.00 | \$0.00 | \$0.00 | \$0.00 | \$0.00 | \$0.00 | \$1,365.10 | \$0.00 | \$0.00 | \$0.00 | \$695.60 | \$2,060.70 |
| TOTAL EXPENSES | 總支出 | \$164,521.86 | \$196,743.80 | \$180,042.27 | \$193,070.11 | \$163,321.77 | \$187,798.09 | \$238,873.75 | \$204,068.41 | \$165,347.10 | \$179,633.36 | \$187,006.48 | \$220,238.73 | \$2,280,665.73 |
| SURPLUS / (DEFICIT) FOR THE PERIOD | 本期盈餘/(赤字) | (\$14,374.36) | (\$46,596.30) | (\$29,894.77) | (\$42,922.61) | (\$13,174.27) | (\$37,650.59) | (\$88,726.25) | (\$53,920.91) | (\$15,199.60) | (\$29,385.86) | (\$36,858.98) | (\$70,091.23) | (\$478,795.73) |
| SURPLUS / (DEFICIT) B/F | 承上結存 | (\$637,245.90) | (\$651,620.26) | (\$698,216.56) | (\$728,111.33) | (\$771,033.94) | (\$784,208.21) | (\$821,858.80) | (\$910,585.05) | (\$964,505.96) | (\$979,705.56) | (\$1,009,091.42) | (\$1,045,950.40) | (\$637,245.90) |
| ACCUM.SURPLUS / (DEFICIT) C/F | 累積盈餘/(赤字) | (\$651,620.26) | (\$698,216.56) | (\$728,111.33) | (\$771,033.94) | (\$784,208.21) | (\$821,858.80) | (\$910,585.05) | (\$964,505.96) | (\$979,705.56) | (\$1,009,091.42) | (\$1,045,950.40) | (\$1,116,041.63) | (\$1,116,041.63) |



T.L.60
HONG KONG GARDENS - BLOCK 21 豪景花園二十一座
STATEMENT OF COMPREHENSIVE INCOME 收支報告表
(FORMERLY KNOWN AS INCOME & EXPENDITURE ACCOUNT)

| | | Jan-22 (一月) | Feb-22 (二月) | Mar-22 (三月) | Apr-22 (四月) | May-22 (五月) | Jun-22 (六月) | Jul-22 (七月) | Aug-22 (八月) | Sep-22 (九月) | Oct-22 (十月) | Nov-22 (十一月) | Dec-22 (十二月) | 1-12/2022 TOTAL總計 |
|---|------------------|-----------------------|-----------------------|-----------------------|-----------------------|-----------------------|-----------------------|-----------------------|-----------------------|-----------------------|-----------------------|-----------------------|-----------------------|-----------------------|
| INCOME: | 收入 | | | | | | | | | | | | | |
| MANAGEMENT FEE RECEIVED | 管理費收入 | \$193,662.00 | \$193,662.00 | \$193,662.00 | \$193,662.00 | \$193,662.00 | \$193,662.00 | \$193,662.00 | \$193,662.00 | \$193,662.00 | \$193,662.00 | \$193,662.00 | \$193,662.00 | \$2,323,944.00 |
| LESS: SINKING FUND | 減：儲備基金 | (\$9,683.10) | (\$9,683.10) | (\$9,683.10) | (\$9,683.10) | (\$9,683.10) | (\$9,683.10) | (\$9,683.10) | (\$9,683.10) | (\$9,683.10) | (\$9,683.10) | (\$9,683.10) | (\$9,683.10) | (\$116,197.20) |
| LESS: PROVISION FOR BAD DEBT - M.F. | 管理費壞賬撥備 | \$0.00 | \$0.00 | \$0.00 | \$0.00 | \$0.00 | \$0.00 | \$0.00 | \$0.00 | \$0.00 | \$0.00 | \$0.00 | \$0.00 | \$0.00 |
| ADD: BAD DEBT (M.F.)WRITTEN BACK | 收回管理費壞賬 | \$0.00 | \$0.00 | \$0.00 | \$0.00 | \$0.00 | \$0.00 | \$0.00 | \$0.00 | \$0.00 | \$0.00 | \$0.00 | \$0.00 | \$0.00 |
| INSURANCE AND OTHER COMPENSATION | 保險及其他賠償 | \$0.00 | \$0.00 | \$0.00 | \$0.00 | \$0.00 | \$0.00 | \$0.00 | \$0.00 | \$0.00 | \$0.00 | \$0.00 | \$0.00 | \$0.00 |
| LEGAL FEE RECOVERED | 訴訟費收入 | \$0.00 | \$0.00 | \$0.00 | \$0.00 | \$0.00 | \$0.00 | \$0.00 | \$0.00 | \$0.00 | \$0.00 | \$0.00 | \$0.00 | \$0.00 |
| INTEREST INCOME | 利息收入 | \$0.00 | \$0.00 | \$0.00 | \$0.00 | \$0.00 | \$0.00 | \$0.00 | \$0.00 | \$0.00 | \$0.00 | \$0.00 | \$0.00 | \$0.00 |
| SUNDRY INCOME | 什項收入 | \$0.00 | \$0.00 | \$100.00 | \$200.00 | \$0.00 | \$0.00 | \$100.00 | \$0.00 | \$0.00 | \$0.00 | \$0.00 | \$0.00 | \$400.00 |
| | | \$183,978.90 | \$183,978.90 | \$184,078.90 | \$184,178.90 | \$183,978.90 | \$183,978.90 | \$184,078.90 | \$183,978.90 | \$183,978.90 | \$183,978.90 | \$183,978.90 | \$183,978.90 | \$2,208,146.80 |
| EXPENSES: | 減：支出 | | | | | | | | | | | | | |
| APPORTIONMENT OF GARDENS EXPENSES | 公共費用之分攤 | \$71,991.75 | \$82,186.59 | \$87,347.52 | \$103,491.80 | \$75,767.21 | \$86,371.66 | \$80,552.95 | \$82,031.60 | \$72,066.12 | \$89,287.60 | \$75,344.27 | \$93,137.88 | \$999,576.95 |
| AUDITORS REMUNERATION | 核數費 | \$0.00 | \$0.00 | \$0.00 | \$0.00 | \$0.00 | \$0.00 | \$0.00 | \$0.00 | \$0.00 | \$0.00 | \$0.00 | \$818.20 | \$818.20 |
| CONSULTING FEE | 諮詢費 | \$0.00 | \$0.00 | \$0.00 | \$0.00 | \$0.00 | \$0.00 | \$0.00 | \$0.00 | \$0.00 | \$0.00 | \$0.00 | \$0.00 | \$0.00 |
| CLEANING EXPENSES | 清潔費 | \$9,370.00 | \$9,370.00 | \$9,370.00 | \$9,370.00 | \$9,370.00 | \$9,370.00 | \$9,370.00 | \$9,370.00 | \$9,370.00 | \$11,402.31 | \$9,743.01 | \$11,056.50 | \$116,531.82 |
| DEBRIS REMOVAL CHARGES | 清泥頭費 | \$0.00 | \$0.00 | \$0.00 | \$0.00 | \$0.00 | \$0.00 | \$0.00 | \$0.00 | \$0.00 | \$0.00 | \$0.00 | \$0.00 | \$0.00 |
| FURNITURE, FIXTURES & EQUIPMENT | 屋苑設備 | \$0.00 | \$0.00 | \$0.00 | \$0.00 | \$0.00 | \$0.00 | \$0.00 | \$0.00 | \$0.00 | \$0.00 | \$0.00 | \$0.00 | \$0.00 |
| GARDENING EXPENSES | 園藝種植 | \$0.00 | \$0.00 | \$0.00 | \$0.00 | \$0.00 | \$0.00 | \$0.00 | \$0.00 | \$0.00 | \$0.00 | \$0.00 | \$0.00 | \$0.00 |
| ELECTRICITY | 電費 | \$8,848.00 | \$10,012.00 | \$8,389.00 | \$8,860.00 | \$10,231.00 | \$10,927.00 | \$10,981.00 | \$12,908.00 | \$12,366.58 | \$10,130.48 | \$11,745.99 | \$10,735.54 | \$126,134.59 |
| FESTIVAL DECORATION EXPENSES | 節日裝飾 | \$0.00 | \$0.00 | \$0.00 | \$470.00 | \$0.00 | \$0.00 | \$0.00 | \$0.00 | \$0.00 | \$0.00 | \$0.00 | \$0.00 | \$470.00 |
| INSURANCE | 保險費 | \$0.00 | \$0.00 | \$0.00 | \$0.00 | \$0.00 | \$0.00 | \$0.00 | \$0.00 | \$0.00 | \$0.00 | \$0.00 | \$0.00 | \$0.00 |
| MAINTENANCE, REPAIR & INSTALLATION | 保養維修 | | | | | | | | | | | | | |
| CONCRETE AND SCAFFOLDING | 外牆維修及搭棚 | \$0.00 | \$0.00 | \$0.00 | \$0.00 | \$0.00 | \$0.00 | \$3,090.00 | \$11,070.00 | \$0.00 | \$0.00 | \$0.00 | \$9,800.00 | \$23,960.00 |
| DRAINAGE, ELECTRICALS & PUMPS | 水電保養維修 | \$3,215.00 | \$28.00 | \$6,455.00 | \$1,030.00 | \$789.44 | \$4,400.00 | \$23,276.00 | \$45,615.50 | \$20.00 | \$995.00 | \$15,742.00 | \$6,152.50 | \$107,718.44 |
| SECURITY SYSTEM / SMATV. SYM | 保安系統/衛星電視 | \$340.00 | \$340.00 | \$340.00 | \$340.00 | \$340.00 | \$340.00 | \$501.37 | \$1,967.37 | \$578.63 | \$540.00 | \$540.00 | \$540.00 | \$6,707.37 |
| FIRE FIGHTING SYSTEM | 消防保養 | \$0.00 | \$0.00 | \$0.00 | \$0.00 | \$0.00 | \$0.00 | \$0.00 | \$0.00 | \$0.00 | \$0.00 | \$6,642.00 | \$0.00 | \$6,642.00 |
| LIFTS | 升降機 | \$10,472.80 | \$10,472.80 | \$10,472.80 | \$10,472.52 | \$10,472.73 | \$10,472.73 | \$20,372.73 | \$10,472.73 | \$10,472.73 | \$10,472.73 | \$10,472.73 | \$10,472.73 | \$135,572.76 |
| MANAGER'S REMUNERATION 4% | 管理酬金 4% | \$3,034.00 | \$2,965.68 | \$3,158.65 | \$2,970.16 | \$3,003.66 | \$3,164.56 | \$4,447.81 | \$5,400.31 | \$3,062.04 | \$3,085.79 | \$3,939.60 | \$3,738.21 | \$41,970.47 |
| MAINTENANCE FUND 11% | 維修基金 11% | \$8,343.50 | \$8,155.62 | \$8,686.27 | \$8,167.95 | \$8,260.06 | \$8,702.53 | \$12,231.48 | \$14,850.85 | \$8,420.62 | \$8,485.91 | \$10,833.89 | \$10,280.09 | \$115,418.77 |
| PEST CONTROL | 殺蟲滅鼠 | \$0.00 | \$0.00 | \$0.00 | \$0.00 | \$0.00 | \$0.00 | \$0.00 | \$0.00 | \$0.00 | \$0.00 | \$0.00 | \$0.00 | \$0.00 |
| PRINTING AND STATIONERY | 印刷及廣告費 | \$0.00 | \$0.00 | \$0.00 | \$0.00 | \$0.00 | \$0.00 | \$0.00 | \$0.00 | \$0.00 | \$0.00 | \$0.00 | \$224.40 | \$224.40 |
| SECURITY GUARD SERVICE CHARGES | 保安費 | \$42,778.00 | \$42,778.00 | \$42,778.00 | \$42,778.00 | \$42,778.00 | \$42,778.00 | \$42,778.00 | \$42,778.00 | \$42,778.00 | \$42,778.00 | \$42,778.00 | \$42,778.00 | \$513,336.00 |
| SUNDRY EXPENSES | 什項支出 | \$668.16 | \$983.16 | \$1,003.33 | \$668.66 | \$952.24 | \$668.16 | \$668.16 | \$668.16 | \$749.02 | \$668.16 | \$668.16 | \$672.56 | \$9,037.93 |
| SALARIES | 薪金 | \$0.00 | \$0.00 | \$0.00 | \$0.00 | \$0.00 | \$0.00 | \$0.00 | \$0.00 | \$0.00 | \$0.00 | \$0.00 | \$0.00 | \$0.00 |
| MPF CONTRIBUTION | 強積金 | \$0.00 | \$0.00 | \$0.00 | \$0.00 | \$0.00 | \$0.00 | \$0.00 | \$0.00 | \$0.00 | \$0.00 | \$0.00 | \$0.00 | \$0.00 |
| TRAVELLING | 交通費 | \$0.00 | \$0.00 | \$0.00 | \$0.00 | \$0.00 | \$0.00 | \$0.00 | \$0.00 | \$0.00 | \$0.00 | \$0.00 | \$0.00 | \$0.00 |
| TELEPHONE | 電話費 | \$158.00 | \$158.00 | \$158.00 | \$158.00 | \$158.00 | \$158.00 | \$158.00 | \$158.00 | \$158.00 | \$158.00 | \$158.00 | \$158.00 | \$1,896.00 |
| WATER FEE | 水費 | \$0.00 | \$0.00 | \$0.00 | \$106.90 | \$0.00 | \$0.00 | \$0.00 | \$0.00 | \$58.10 | \$0.00 | \$0.00 | \$46.90 | \$211.90 |
| TOTAL EXPENSES | 總支出 | \$159,219.21 | \$167,449.85 | \$178,158.57 | \$188,883.99 | \$162,122.34 | \$177,352.64 | \$208,427.50 | \$237,290.52 | \$160,099.84 | \$178,003.98 | \$188,607.65 | \$200,611.51 | \$2,206,227.60 |
| SURPLUS / (DEFICIT) FOR THE PERIOD | 本期盈餘/(赤字) | \$24,759.69 | \$16,529.05 | \$5,920.33 | (\$4,705.09) | \$21,856.56 | \$6,626.26 | (\$24,348.60) | (\$53,311.62) | \$23,879.06 | \$5,974.92 | (\$4,628.75) | (\$16,632.61) | \$1,919.20 |
| SURPLUS / (DEFICIT) B/F | 承上結存 | \$1,308,204.25 | \$1,332,963.94 | \$1,349,492.99 | \$1,355,413.32 | \$1,350,708.23 | \$1,372,564.79 | \$1,379,191.05 | \$1,354,842.45 | \$1,301,530.83 | \$1,325,409.89 | \$1,331,384.81 | \$1,326,756.06 | \$1,308,204.25 |
| ACCUM.SURPLUS / (DEFICIT) C/F | 累積盈餘/(赤字) | \$1,332,963.94 | \$1,349,492.99 | \$1,355,413.32 | \$1,350,708.23 | \$1,372,564.79 | \$1,379,191.05 | \$1,354,842.45 | \$1,301,530.83 | \$1,325,409.89 | \$1,331,384.81 | \$1,326,756.06 | \$1,310,123.45 | \$1,310,123.45 |



T.L.60

HONG KONG GARDENS - BLOCK 22 豪景花園二十二座
STATEMENT OF COMPREHENSIVE INCOME 收支報告表
(FORMERLY KNOWN AS INCOME & EXPENDITURE ACCOUNT)

| | | Jan-22 (一月) | Feb-22 (二月) | Mar-22 (三月) | Apr-22 (四月) | May-22 (五月) | Jun-22 (六月) | Jul-22 (七月) | Aug-22 (八月) | Sep-22 (九月) | Oct-22 (十月) | Nov-22 (十一月) | Dec-22 (十二月) | 1-12/2022 TOTAL總計 |
|-------------------------------------|-----------|----------------|----------------|----------------|----------------|----------------|----------------|------------------|------------------|------------------|------------------|------------------|------------------|----------------------|
| INCOME: | 收入 | | | | | | | | | | | | | |
| MANAGEMENT FEE RECEIVED | 管理費收入 | \$130,460.00 | \$130,460.00 | \$130,460.00 | \$130,460.00 | \$130,460.00 | \$130,460.00 | \$130,460.00 | \$130,460.00 | \$130,460.00 | \$130,460.00 | \$130,460.00 | \$130,460.00 | \$1,565,520.00 |
| LESS: SINKING FUND | 減：儲備基金 | (\$6,523.00) | (\$6,523.00) | (\$6,523.00) | (\$6,523.00) | (\$6,523.00) | (\$6,523.00) | (\$6,523.00) | (\$6,523.00) | (\$6,523.00) | (\$6,523.00) | (\$6,523.00) | (\$6,523.00) | (\$78,276.00) |
| LESS: PROVISION FOR BAD DEBT - M.F. | 管理費壞賬撥備 | \$0.00 | \$0.00 | \$0.00 | \$0.00 | \$0.00 | \$0.00 | \$0.00 | \$0.00 | \$0.00 | \$0.00 | \$0.00 | \$0.00 | \$0.00 |
| ADD: BAD DEBT (M.F.) WRITTEN BACK | 收回管理費壞賬 | \$0.00 | \$0.00 | \$0.00 | \$0.00 | \$0.00 | \$0.00 | \$0.00 | \$0.00 | \$0.00 | \$0.00 | \$0.00 | \$0.00 | \$0.00 |
| INSURANCE AND OTHER COMPENSATION | 保險及其他賠償 | \$0.00 | \$0.00 | \$0.00 | \$0.00 | \$0.00 | \$0.00 | \$0.00 | \$0.00 | \$0.00 | \$0.00 | \$0.00 | \$0.00 | \$0.00 |
| LEGAL FEE RECOVERED | 訴訟費收入 | \$0.00 | \$0.00 | \$0.00 | \$0.00 | \$0.00 | \$0.00 | \$0.00 | \$0.00 | \$0.00 | \$0.00 | \$0.00 | \$0.00 | \$0.00 |
| INTEREST INCOME | 利息收入 | \$0.00 | \$0.00 | \$0.00 | \$0.00 | \$0.00 | \$0.00 | \$0.00 | \$0.00 | \$0.00 | \$0.00 | \$0.00 | \$0.00 | \$0.00 |
| SUNDRY INCOME | 什項收入 | \$0.00 | \$0.00 | \$0.00 | \$0.00 | \$0.00 | \$0.00 | \$0.00 | \$0.00 | \$0.00 | \$0.00 | \$0.00 | \$0.00 | \$0.00 |
| | | \$123,937.00 | \$123,937.00 | \$123,937.00 | \$123,937.00 | \$123,937.00 | \$123,937.00 | \$123,937.00 | \$123,937.00 | \$123,937.00 | \$123,937.00 | \$123,937.00 | \$123,937.00 | \$1,487,244.00 |
| EXPENSES: | 減：支出 | | | | | | | | | | | | | |
| APPORTIONMENT OF GARDENS EXPENSES | 公共費用之分攤 | \$57,827.05 | \$66,016.00 | \$70,161.50 | \$83,129.32 | \$60,859.67 | \$69,377.64 | \$64,703.79 | \$65,891.51 | \$57,886.79 | \$71,719.85 | \$60,519.94 | \$74,812.57 | \$802,905.63 |
| AUDITORS REMUNERATION | 核數費 | \$0.00 | \$0.00 | \$0.00 | \$0.00 | \$0.00 | \$0.00 | \$0.00 | \$0.00 | \$0.00 | \$0.00 | \$0.00 | \$818.20 | \$818.20 |
| CONSULTING FEE | 諮詢費 | \$0.00 | \$0.00 | \$0.00 | \$0.00 | \$0.00 | \$0.00 | \$0.00 | \$0.00 | \$0.00 | \$0.00 | \$0.00 | \$0.00 | \$0.00 |
| CLEANING EXPENSES | 清潔費 | \$9,370.00 | \$9,370.00 | \$9,370.00 | \$9,370.00 | \$9,370.00 | \$9,370.00 | \$9,370.00 | \$9,370.00 | \$9,370.00 | \$9,956.84 | \$9,854.22 | \$10,350.00 | \$114,491.06 |
| DEBRIS REMOVAL CHARGES | 滑泥頭費 | \$0.00 | \$0.00 | \$0.00 | \$0.00 | \$0.00 | \$0.00 | \$0.00 | \$0.00 | \$0.00 | \$0.00 | \$0.00 | \$0.00 | \$0.00 |
| ELECTRICITY | 電費 | \$6,343.00 | \$7,006.00 | \$5,845.00 | \$6,161.00 | \$7,009.00 | \$7,719.00 | \$8,371.00 | \$9,342.00 | \$9,129.00 | \$9,561.00 | \$10,129.00 | \$8,409.00 | \$95,024.00 |
| FESTIVAL DECORATION EXPENSES | 節日裝飾 | \$0.00 | \$0.00 | \$0.00 | \$470.00 | \$0.00 | \$0.00 | \$0.00 | \$0.00 | \$0.00 | \$0.00 | \$0.00 | \$0.00 | \$470.00 |
| FURNITURE, FIXTURES & EQUIPMENT | 屋苑設備 | \$0.00 | \$0.00 | \$0.00 | \$0.00 | \$0.00 | \$0.00 | \$0.00 | \$0.00 | \$0.00 | \$0.00 | \$0.00 | \$0.00 | \$0.00 |
| LEGAL FEE | 訴訟費 | \$0.00 | \$0.00 | \$0.00 | \$0.00 | \$0.00 | \$0.00 | \$0.00 | \$1,000.00 | \$0.00 | \$0.00 | \$0.00 | \$0.00 | \$1,000.00 |
| MAINTENANCE, REPAIR & INSTALLATION | 保養維修 | | | | | | | | | | | | | |
| CONCRETE AND SCAFFOLDING | 外牆維修及搭棚 | \$0.00 | \$0.00 | \$0.00 | \$0.00 | \$0.00 | \$15,951.00 | \$0.00 | \$0.00 | \$0.00 | \$0.00 | \$12,202.00 | \$28,674.00 | \$56,827.00 |
| DRAINAGE, ELECTRICALS & PUMPS | 水電保養維修 | \$1,860.00 | \$0.00 | \$220.00 | \$1,091.00 | \$88.00 | \$0.00 | \$19,242.00 | \$0.00 | \$0.00 | \$1,185.00 | \$42,074.00 | \$33.00 | \$65,793.00 |
| SECURITY SYSTEM / SMATV. SYM | 保安系統/衛星電視 | \$340.00 | \$340.00 | \$340.00 | \$340.00 | \$340.00 | \$340.00 | \$469.62 | \$1,964.62 | \$610.38 | \$540.00 | \$540.00 | \$540.00 | \$6,704.62 |
| FIRE FIGHTING SYSTEM | 消防保養 | \$0.00 | \$0.00 | \$0.00 | \$0.00 | \$0.00 | \$0.00 | \$0.00 | \$0.00 | \$0.00 | \$0.00 | \$3,441.00 | \$0.00 | \$3,441.00 |
| LIFTS | 升降機 | \$8,672.80 | \$8,672.80 | \$8,672.80 | \$8,672.52 | \$8,672.73 | \$8,672.73 | \$8,672.73 | \$8,672.73 | \$8,672.73 | \$8,672.73 | \$8,672.73 | \$8,672.73 | \$104,072.76 |
| MANAGER'S REMUNERATION 4% | 管理酬金 4% | \$2,791.01 | \$2,755.37 | \$2,718.40 | \$2,771.78 | \$2,757.41 | \$3,412.68 | \$3,572.59 | \$2,941.55 | \$2,842.10 | \$2,927.28 | \$5,204.10 | \$4,030.81 | \$38,725.08 |
| MAINTENANCE FUND 11% | 維修基金 11% | \$7,675.28 | \$7,577.26 | \$7,475.60 | \$7,622.39 | \$7,582.88 | \$9,384.88 | \$9,824.63 | \$8,089.27 | \$7,815.77 | \$8,050.01 | \$14,311.26 | \$11,084.72 | \$106,493.95 |
| PEST CONTROL | 殺蟲滅鼠 | \$0.00 | \$0.00 | \$0.00 | \$0.00 | \$0.00 | \$0.00 | \$0.00 | \$0.00 | \$0.00 | \$0.00 | \$0.00 | \$0.00 | \$0.00 |
| PRINTING AND STATIONERY | 印刷及廣告費 | \$0.00 | \$0.00 | \$0.00 | \$0.00 | \$0.00 | \$0.00 | \$0.00 | \$0.00 | \$0.00 | \$0.00 | \$0.00 | \$83.85 | \$83.85 |
| SECURITY GUARD SERVICE CHARGES | 保安費 | \$42,778.00 | \$42,778.00 | \$42,778.00 | \$42,778.00 | \$42,778.00 | \$42,778.00 | \$42,778.00 | \$42,778.00 | \$42,778.00 | \$42,778.00 | \$42,778.00 | \$42,778.00 | \$513,336.00 |
| SUNDRY EXPENSES | 什項支出 | \$253.44 | \$452.44 | \$576.18 | \$253.94 | \$519.52 | \$253.44 | \$253.44 | \$253.44 | \$334.30 | \$253.44 | \$253.44 | \$253.44 | \$3,910.46 |
| TRAVELLING | 交通費 | \$0.00 | \$0.00 | \$0.00 | \$0.00 | \$0.00 | \$0.00 | \$0.00 | \$0.00 | \$0.00 | \$0.00 | \$0.00 | \$0.00 | \$0.00 |
| TELEPHONE | 電話費 | \$158.00 | \$158.00 | \$158.00 | \$158.00 | \$158.00 | \$158.00 | \$158.00 | \$158.00 | \$158.00 | \$158.00 | \$158.00 | \$158.00 | \$1,896.00 |
| WATER FEE | 水費 | \$0.00 | \$106.90 | \$0.00 | \$0.00 | \$0.00 | \$74.90 | \$0.00 | \$0.00 | \$0.00 | \$76.90 | \$0.00 | \$0.00 | \$258.70 |
| TOTAL EXPENSES | 總支出 | \$138,068.58 | \$145,232.77 | \$148,315.48 | \$162,817.95 | \$140,135.21 | \$167,492.27 | \$167,415.80 | \$150,461.12 | \$139,597.07 | \$155,879.05 | \$210,137.69 | \$190,698.32 | \$1,916,251.31 |
| SURPLUS / (DEFICIT) FOR THE PERIOD | 本期盈餘/(赤字) | (\$14,131.58) | (\$21,295.77) | (\$24,378.48) | (\$38,880.95) | (\$16,198.21) | (\$43,555.27) | (\$43,478.80) | (\$26,524.12) | (\$15,660.07) | (\$31,942.05) | (\$86,200.69) | (\$66,761.32) | (\$429,007.31) |
| SURPLUS / (DEFICIT) B/F | 承上結存 | (\$823,190.67) | (\$837,322.25) | (\$858,618.02) | (\$882,996.50) | (\$921,877.45) | (\$938,075.66) | (\$981,630.93) | (\$1,025,109.73) | (\$1,051,633.85) | (\$1,067,293.92) | (\$1,099,235.97) | (\$1,185,436.66) | (\$823,190.67) |
| ACCUM.SURPLUS / (DEFICIT) C/F | 累積盈餘/(赤字) | (\$837,322.25) | (\$858,618.02) | (\$882,996.50) | (\$921,877.45) | (\$938,075.66) | (\$981,630.93) | (\$1,025,109.73) | (\$1,051,633.85) | (\$1,067,293.92) | (\$1,099,235.97) | (\$1,185,436.66) | (\$1,252,197.98) | (\$1,252,197.98) |



T.L.60

HONG KONG GARDENS - BLOCK 23 豪景花園二十三座
STATEMENT OF COMPREHENSIVE INCOME 收支報告表
(FORMERLY KNOWN AS INCOME & EXPENDITURE ACCOUNT)

| | | Jan-22 (一月) | Feb-22 (二月) | Mar-22 (三月) | Apr-22 (四月) | May-22 (五月) | Jun-22 (六月) | Jul-22 (七月) | Aug-22 (八月) | Sep-22 (九月) | Oct-22 (十月) | Nov-22 (十一月) | Dec-22 (十二月) | 1-12/2022 TOTAL總計 |
|-------------------------------------|-----------|-------------------------|-------------------------|-------------------------|-------------------------|-------------------------|-------------------------|-------------------------|-------------------------|-------------------------|-------------------------|-------------------------|-------------------------|-------------------------|
| INCOME: | 收入 | | | | | | | | | | | | | |
| MANAGEMENT FEE RECEIVED | 管理費收入 | \$134,484.00 | \$134,484.00 | \$134,484.00 | \$134,484.00 | \$134,484.00 | \$134,484.00 | \$134,484.00 | \$134,484.00 | \$134,484.00 | \$134,484.00 | \$134,484.00 | \$134,484.00 | \$1,613,808.00 |
| LESS: SINKING FUND | 減: 儲備基金 | (\$6,724.20) | (\$6,724.20) | (\$6,724.20) | (\$6,724.20) | (\$6,724.20) | (\$6,724.20) | (\$6,724.20) | (\$6,724.20) | (\$6,724.20) | (\$6,724.20) | (\$6,724.20) | (\$6,724.20) | (\$80,690.40) |
| LESS: PROVISION FOR BAD DEBT - M.F. | 管理費壞賬撥備 | \$0.00 | \$0.00 | \$0.00 | \$0.00 | \$0.00 | \$0.00 | \$0.00 | \$0.00 | \$0.00 | \$0.00 | \$0.00 | \$0.00 | \$0.00 |
| ADD: BAD DEBT (M.F.) WRITTEN BACK | 收回管理費壞賬 | \$0.00 | \$0.00 | \$0.00 | \$0.00 | \$0.00 | \$0.00 | \$0.00 | \$0.00 | \$0.00 | \$0.00 | \$0.00 | \$0.00 | \$0.00 |
| INSURANCE AND OTHER COMPENSATION | 保險及其他賠償 | \$0.00 | \$0.00 | \$0.00 | \$0.00 | \$0.00 | \$0.00 | \$0.00 | \$0.00 | \$0.00 | \$0.00 | \$0.00 | \$0.00 | \$0.00 |
| LEGAL FEE RECOVERED | 訴訟費收入 | \$0.00 | \$0.00 | \$0.00 | \$0.00 | \$0.00 | \$0.00 | \$0.00 | \$0.00 | \$0.00 | \$0.00 | \$0.00 | \$0.00 | \$0.00 |
| INTEREST INCOME | 利息收入 | \$0.00 | \$0.00 | \$0.00 | \$0.00 | \$0.00 | \$0.00 | \$0.00 | \$0.00 | \$0.00 | \$0.00 | \$0.00 | \$0.00 | \$0.00 |
| SUNDRY INCOME | 什項收入 | \$0.00 | \$0.00 | \$0.00 | \$0.00 | \$0.00 | \$0.00 | \$0.00 | \$0.00 | \$0.00 | \$0.00 | \$0.00 | \$0.00 | \$0.00 |
| | | <u>\$127,759.80</u> | <u>\$127,759.80</u> | <u>\$127,759.80</u> | <u>\$127,759.80</u> | <u>\$127,759.80</u> | <u>\$127,759.80</u> | <u>\$127,759.80</u> | <u>\$127,759.80</u> | <u>\$127,759.80</u> | <u>\$127,759.80</u> | <u>\$127,759.80</u> | <u>\$127,759.80</u> | <u>\$1,533,117.60</u> |
| EXPENSES: | 減: 支出 | | | | | | | | | | | | | |
| APPORTIONMENT OF GARDENS EXPENSES | 公共費用之分攤 | \$55,198.55 | \$63,015.27 | \$66,972.34 | \$79,350.71 | \$58,093.32 | \$66,224.11 | \$61,762.71 | \$62,896.44 | \$55,255.57 | \$68,459.86 | \$57,769.04 | \$71,412.00 | \$766,409.92 |
| AUDITORS REMUNERATION | 核數費 | \$0.00 | \$0.00 | \$0.00 | \$0.00 | \$0.00 | \$0.00 | \$0.00 | \$0.00 | \$0.00 | \$0.00 | \$0.00 | \$0.00 | \$818.20 |
| CONSULTING FEE | 諮詢費 | \$0.00 | \$0.00 | \$0.00 | \$0.00 | \$0.00 | \$0.00 | \$0.00 | \$0.00 | \$0.00 | \$0.00 | \$0.00 | \$0.00 | \$0.00 |
| CLEANING EXPENSES | 清潔費 | \$9,370.00 | \$9,370.00 | \$9,370.00 | \$9,370.00 | \$9,370.00 | \$9,370.00 | \$9,370.00 | \$9,370.00 | \$9,370.00 | \$9,370.00 | \$9,370.00 | \$9,370.00 | \$114,329.50 |
| DEBRIS REMOVAL CHARGES | 清泥頭費 | \$0.00 | \$0.00 | \$0.00 | \$0.00 | \$0.00 | \$0.00 | \$0.00 | \$0.00 | \$0.00 | \$0.00 | \$0.00 | \$0.00 | \$0.00 |
| ELECTRICITY | 電費 | \$5,744.00 | \$6,741.00 | \$5,638.00 | \$5,298.00 | \$6,476.00 | \$7,459.00 | \$7,953.00 | \$8,442.00 | \$8,210.00 | \$7,039.00 | \$7,172.00 | \$6,597.00 | \$82,769.00 |
| FESTIVAL DECORATION EXPENSES | 節日裝飾 | \$0.00 | \$0.00 | \$0.00 | \$470.00 | \$0.00 | \$0.00 | \$0.00 | \$0.00 | \$0.00 | \$0.00 | \$0.00 | \$0.00 | \$470.00 |
| FURNITURE, FIXTURES & EQUIPMENT | 屋苑設備 | \$0.00 | \$0.00 | \$0.00 | \$0.00 | \$0.00 | \$0.00 | \$0.00 | \$0.00 | \$0.00 | \$0.00 | \$0.00 | \$0.00 | \$0.00 |
| LEGAL FEE | 訟費 | \$0.00 | \$0.00 | \$0.00 | \$0.00 | \$0.00 | \$0.00 | \$0.00 | \$0.00 | \$0.00 | \$0.00 | \$0.00 | \$1,000.00 | \$1,000.00 |
| MAINTENANCE, REPAIR & INSTALLATION | 保養維修 | | | | | | | | | | | | | |
| CONCRETE AND SCAFFOLDING | 外牆維修及搭棚 | \$0.00 | \$0.00 | \$0.00 | \$0.00 | \$0.00 | \$0.00 | \$15,302.00 | \$0.00 | \$0.00 | \$0.00 | \$0.00 | \$6,251.00 | \$21,553.00 |
| DRAINAGE, ELECTRICALS & PUMPS | 水電保養維修 | \$6,924.00 | \$15.00 | \$0.00 | \$920.00 | \$259.00 | \$28.00 | \$3,895.00 | \$20.00 | \$20.00 | \$920.00 | \$4,186.00 | \$9,524.00 | \$26,711.00 |
| SECURITY SYSTEM / SMATV. SYM | 保安系統/衛星電視 | \$340.00 | \$340.00 | \$340.00 | \$340.00 | \$340.00 | \$340.00 | \$463.73 | \$1,958.73 | \$616.27 | \$540.00 | \$540.00 | \$10,319.00 | \$16,477.73 |
| FIRE FIGHTING SYSTEM | 消防保養 | \$0.00 | \$0.00 | \$0.00 | \$500.00 | \$0.00 | \$0.00 | \$0.00 | \$0.00 | \$0.00 | \$0.00 | \$6,280.00 | \$0.00 | \$6,780.00 |
| LIFTS | 升降機 | \$8,672.80 | \$8,672.80 | \$8,672.80 | \$8,672.52 | \$8,672.73 | \$8,672.73 | \$8,672.73 | \$8,672.73 | \$8,672.73 | \$8,672.73 | \$8,672.73 | \$8,672.73 | \$104,072.76 |
| MANAGER'S REMUNERATION 4% | 管理酬金 4% | \$2,969.15 | \$2,736.42 | \$2,697.49 | \$2,749.96 | \$2,742.47 | \$2,765.43 | \$3,553.38 | \$2,753.14 | \$2,802.68 | \$2,792.98 | \$3,182.59 | \$3,901.52 | \$35,647.21 |
| MAINTENANCE FUND 11% | 維修基金 11% | \$8,165.16 | \$7,525.16 | \$7,418.10 | \$7,562.38 | \$7,541.79 | \$7,604.94 | \$9,771.78 | \$7,571.14 | \$7,707.36 | \$7,680.70 | \$8,752.13 | \$10,729.19 | \$98,029.83 |
| PEST CONTROL | 殺蟲滅鼠 | \$0.00 | \$0.00 | \$0.00 | \$0.00 | \$0.00 | \$0.00 | \$0.00 | \$0.00 | \$0.00 | \$0.00 | \$0.00 | \$0.00 | \$0.00 |
| PRINTING AND STATIONERY | 印刷及廣告費 | \$0.00 | \$0.00 | \$0.00 | \$0.00 | \$0.00 | \$0.00 | \$0.00 | \$0.00 | \$0.00 | \$0.00 | \$0.00 | \$80.55 | \$80.55 |
| SECURITY GUARD SERVICE CHARGES | 保安費 | \$42,778.00 | \$42,778.00 | \$42,778.00 | \$42,778.00 | \$42,778.00 | \$42,778.00 | \$42,778.00 | \$39,965.20 | \$42,778.00 | \$42,778.00 | \$42,778.00 | \$42,778.00 | \$510,523.20 |
| SUNDRY EXPENSES | 什項支出 | \$241.92 | \$241.92 | \$480.51 | \$242.42 | \$507.98 | \$241.92 | \$241.92 | \$241.92 | \$241.92 | \$241.92 | \$241.92 | \$246.32 | \$3,412.59 |
| TELEPHONE | 電話費 | \$158.00 | \$158.00 | \$158.00 | \$158.00 | \$158.00 | \$158.00 | \$158.00 | \$158.00 | \$158.00 | \$158.00 | \$158.00 | \$158.00 | \$1,896.00 |
| WATER FEE | 水費 | \$0.00 | \$93.80 | \$0.00 | \$0.00 | \$0.00 | \$88.20 | \$0.00 | \$0.00 | \$0.00 | \$104.90 | \$0.00 | \$0.00 | \$286.90 |
| TOTAL EXPENSES | 總支出 | <u>\$140,561.58</u> | <u>\$141,687.37</u> | <u>\$144,525.24</u> | <u>\$158,411.99</u> | <u>\$136,939.29</u> | <u>\$145,730.33</u> | <u>\$163,922.25</u> | <u>\$142,049.30</u> | <u>\$135,832.53</u> | <u>\$148,758.09</u> | <u>\$149,268.59</u> | <u>\$183,580.83</u> | <u>\$1,791,267.39</u> |
| SURPLUS / (DEFICIT) FOR THE PERIOD | 本期盈餘/(赤字) | <u>(\$12,801.78)</u> | <u>(\$13,927.57)</u> | <u>(\$16,765.44)</u> | <u>(\$30,652.19)</u> | <u>(\$9,179.49)</u> | <u>(\$17,970.53)</u> | <u>(\$36,162.45)</u> | <u>(\$14,289.50)</u> | <u>(\$8,072.73)</u> | <u>(\$20,998.29)</u> | <u>(\$21,508.79)</u> | <u>(\$55,821.03)</u> | <u>(\$258,149.79)</u> |
| SURPLUS / (DEFICIT) B/F | 承上結存 | <u>(\$1,135,505.96)</u> | <u>(\$1,148,307.74)</u> | <u>(\$1,162,235.31)</u> | <u>(\$1,179,000.75)</u> | <u>(\$1,209,652.94)</u> | <u>(\$1,218,832.43)</u> | <u>(\$1,236,802.96)</u> | <u>(\$1,272,965.41)</u> | <u>(\$1,287,254.91)</u> | <u>(\$1,295,327.64)</u> | <u>(\$1,316,325.93)</u> | <u>(\$1,337,834.72)</u> | <u>(\$1,135,505.96)</u> |
| ACCUM.SURPLUS / (DEFICIT) C/F | 累積盈餘/(赤字) | <u>(\$1,148,307.74)</u> | <u>(\$1,162,235.31)</u> | <u>(\$1,179,000.75)</u> | <u>(\$1,209,652.94)</u> | <u>(\$1,218,832.43)</u> | <u>(\$1,236,802.96)</u> | <u>(\$1,272,965.41)</u> | <u>(\$1,287,254.91)</u> | <u>(\$1,295,327.64)</u> | <u>(\$1,316,325.93)</u> | <u>(\$1,337,834.72)</u> | <u>(\$1,393,655.75)</u> | <u>(\$1,393,655.75)</u> |



T.L.60

HONG KONG GARDENS - BLOCK 24 豪景花園二十四座
STATEMENT OF COMPREHENSIVE INCOME 收支報告表
(FORMERLY KNOWN AS INCOME & EXPENDITURE ACCOUNT)

| | | Jan-22 (一月) | Feb-22 (二月) | Mar-22 (三月) | Apr-22 (四月) | May-22 (五月) | Jun-22 (六月) | Jul-22 (七月) | Aug-22 (八月) | Sep-22 (九月) | Oct-22 (十月) | Nov-22 (十一月) | Dec-22 (十二月) | 1-12/2022 TOTAL總計 |
|-------------------------------------|-----------|--------------|--------------|---------------|---------------|--------------|---------------|---------------|---------------|--------------|---------------|--------------|---------------|----------------------|
| INCOME: | 收入 | | | | | | | | | | | | | |
| MANAGEMENT FEE RECEIVED | 管理費收入 | \$140,120.00 | \$140,120.00 | \$70,060.00 | \$70,060.00 | \$140,120.00 | \$140,120.00 | \$140,120.00 | \$140,120.00 | \$140,120.00 | \$140,120.00 | \$140,120.00 | \$140,120.00 | \$1,541,320.00 |
| LESS: SINKING FUND | 減：儲備基金 | (\$7,006.00) | (\$7,006.00) | (\$3,503.00) | (\$3,503.00) | (\$7,006.00) | (\$7,006.00) | (\$7,006.00) | (\$7,006.00) | (\$7,006.00) | (\$7,006.00) | (\$7,006.00) | (\$7,006.00) | (\$77,066.00) |
| LESS: PROVISION FOR BAD DEBT - M.F. | 管理費壞賬撥備 | \$0.00 | \$0.00 | \$0.00 | \$0.00 | \$0.00 | \$0.00 | \$0.00 | \$0.00 | \$0.00 | \$0.00 | \$0.00 | \$0.00 | \$0.00 |
| ADD: BAD DEBT (M.F.) WRITTEN BACK | 收回管理費壞賬 | \$0.00 | \$0.00 | \$0.00 | \$0.00 | \$0.00 | \$0.00 | \$0.00 | \$0.00 | \$0.00 | \$0.00 | \$0.00 | \$0.00 | \$0.00 |
| INSURANCE AND OTHER COMPENSATION | 保險及其他賠償 | \$0.00 | \$0.00 | \$0.00 | \$0.00 | \$0.00 | \$0.00 | \$0.00 | \$0.00 | \$0.00 | \$0.00 | \$0.00 | \$0.00 | \$0.00 |
| LEGAL FEE RECOVERED | 訴訟費收入 | \$0.00 | \$0.00 | \$0.00 | \$0.00 | \$0.00 | \$0.00 | \$0.00 | \$0.00 | \$0.00 | \$0.00 | \$0.00 | \$0.00 | \$0.00 |
| INTEREST INCOME | 利息收入 | \$0.00 | \$0.00 | \$0.00 | \$0.00 | \$0.00 | \$0.00 | \$0.00 | \$0.00 | \$0.00 | \$0.00 | \$0.00 | \$0.00 | \$0.00 |
| SUNDRY INCOME | 什項收入 | \$0.00 | \$0.00 | \$0.00 | \$0.00 | \$0.00 | \$0.00 | \$0.00 | \$0.00 | \$0.00 | \$0.00 | \$0.00 | \$0.00 | \$0.00 |
| | | \$133,114.00 | \$133,114.00 | \$66,557.00 | \$66,557.00 | \$133,114.00 | \$133,114.00 | \$133,114.00 | \$133,114.00 | \$133,114.00 | \$133,114.00 | \$133,114.00 | \$133,114.00 | \$1,464,254.00 |
| EXPENSES: | 減：支出 | | | | | | | | | | | | | |
| APPORTIONMENT OF GARDENS EXPENSES | 公共費用之分攤 | \$52,570.04 | \$60,014.55 | \$63,783.18 | \$75,572.11 | \$55,326.97 | \$63,070.58 | \$58,821.63 | \$59,901.37 | \$52,624.35 | \$65,199.87 | \$55,018.13 | \$68,011.43 | \$729,914.21 |
| AUDITORS REMUNERATION | 核數費 | \$0.00 | \$0.00 | \$0.00 | \$0.00 | \$0.00 | \$0.00 | \$0.00 | \$0.00 | \$0.00 | \$0.00 | \$0.00 | \$818.20 | \$818.20 |
| CONSULTING FEE | 諮詢費 | \$0.00 | \$0.00 | \$0.00 | \$0.00 | \$0.00 | \$0.00 | \$0.00 | \$0.00 | \$0.00 | \$0.00 | \$0.00 | \$0.00 | \$0.00 |
| CLEANING EXPENSES | 清潔費 | \$9,370.00 | \$9,370.00 | \$9,370.00 | \$9,370.00 | \$9,370.00 | \$9,370.00 | \$9,370.00 | \$9,370.00 | \$9,370.00 | \$9,751.06 | \$10,029.44 | \$10,459.53 | \$114,570.03 |
| DEBRIS REMOVAL CHARGES | 清泥頭費 | \$0.00 | \$0.00 | \$0.00 | \$0.00 | \$0.00 | \$0.00 | \$0.00 | \$0.00 | \$0.00 | \$0.00 | \$0.00 | \$0.00 | \$0.00 |
| ELECTRICITY | 電費 | \$5,816.00 | \$6,752.00 | \$5,625.00 | \$5,613.00 | \$6,501.00 | \$6,980.00 | \$7,032.00 | \$8,408.00 | \$7,986.00 | \$7,382.00 | \$7,471.00 | \$7,125.00 | \$82,691.00 |
| FESTIVAL DECORATION EXPENSES | 節日裝飾 | \$46.00 | \$0.00 | \$0.00 | \$470.00 | \$0.00 | \$0.00 | \$0.00 | \$0.00 | \$0.00 | \$0.00 | \$0.00 | \$0.00 | \$516.00 |
| FURNITURE, FIXTURES & EQUIPMENT | 屋苑設備 | \$0.00 | \$0.00 | \$0.00 | \$0.00 | \$0.00 | \$0.00 | \$0.00 | \$0.00 | \$0.00 | \$0.00 | \$0.00 | \$0.00 | \$0.00 |
| LEGAL FEE | 訴訟費 | \$0.00 | \$0.00 | \$0.00 | \$0.00 | \$0.00 | \$0.00 | \$0.00 | (\$19,000.00) | \$0.00 | \$0.00 | \$0.00 | \$0.00 | (\$19,000.00) |
| MAINTENANCE, REPAIR & INSTALLATION | 保養維修 | | | | | | | | | | | | | |
| CONCRETE AND SCAFFOLDING | 外牆維修及搭棚 | \$0.00 | \$0.00 | \$0.00 | \$0.00 | \$0.00 | \$2,600.00 | \$2,800.00 | \$0.00 | \$0.00 | \$0.00 | \$0.00 | \$10,012.00 | \$15,412.00 |
| DRAINAGE, ELECTRICALS & PUMPS | 水電保養維修 | \$1,875.00 | \$0.00 | \$0.00 | \$920.00 | \$5,543.00 | \$75.00 | \$1,892.00 | \$40.00 | \$185.00 | \$920.00 | \$24.00 | \$0.00 | \$11,474.00 |
| SECURITY SYSTEM / SMATV. SYM | 保安系統/衛星電視 | \$340.00 | \$340.00 | \$340.00 | \$340.00 | \$340.00 | \$340.00 | \$457.84 | \$1,952.84 | \$622.16 | \$540.00 | \$540.00 | \$10,319.00 | \$16,471.84 |
| FIRE FIGHTING SYSTEM | 消防保養 | \$0.00 | \$0.00 | \$0.00 | \$0.00 | \$0.00 | \$0.00 | \$0.00 | \$0.00 | \$0.00 | \$0.00 | \$3,648.00 | \$0.00 | \$3,648.00 |
| LIFTS | 升降機 | \$8,672.80 | \$8,672.80 | \$8,672.80 | \$8,672.52 | \$8,672.73 | \$8,672.73 | \$8,672.73 | \$8,672.73 | \$8,672.73 | \$8,672.73 | \$8,672.73 | \$8,672.73 | \$104,072.76 |
| MANAGER'S REMUNERATION 4% | 管理酬金 4% | \$2,771.45 | \$2,738.27 | \$2,698.97 | \$2,742.10 | \$2,954.37 | \$2,852.89 | \$2,935.64 | \$2,104.40 | \$2,803.33 | \$2,821.64 | \$2,942.06 | \$3,626.36 | \$33,991.48 |
| MAINTENANCE FUND 11% | 維修基金 11% | \$7,621.48 | \$7,530.25 | \$7,422.16 | \$7,540.77 | \$8,124.51 | \$7,845.45 | \$8,073.01 | \$5,787.10 | \$7,709.15 | \$7,759.50 | \$8,090.67 | \$9,972.48 | \$93,476.53 |
| PEST CONTROL | 殺蟲滅鼠 | \$0.00 | \$0.00 | \$0.00 | \$0.00 | \$0.00 | \$0.00 | \$0.00 | \$0.00 | \$0.00 | \$0.00 | \$0.00 | \$0.00 | \$0.00 |
| PRINTING AND STATIONERY | 印刷及廣告費 | \$0.00 | \$0.00 | \$0.00 | \$0.00 | \$0.00 | \$0.00 | \$0.00 | \$0.00 | \$0.00 | \$0.00 | \$0.00 | \$79.05 | \$79.05 |
| SECURITY GUARD SERVICE CHARGES | 保安費 | \$42,778.00 | \$42,778.00 | \$42,778.00 | \$42,778.00 | \$42,778.00 | \$42,778.00 | \$42,778.00 | \$42,778.00 | \$42,778.00 | \$42,778.00 | \$42,778.00 | \$42,778.00 | \$513,336.00 |
| SUNDRY EXPENSES | 什項支出 | \$230.40 | \$230.40 | \$530.41 | \$230.90 | \$496.46 | \$230.40 | \$230.40 | \$230.40 | \$311.26 | \$230.40 | \$230.40 | \$237.00 | \$3,418.83 |
| TELEPHONE | 電話費 | \$158.00 | \$158.00 | \$158.00 | \$158.00 | \$158.00 | \$158.00 | \$158.00 | \$158.00 | \$158.00 | \$158.00 | \$158.00 | \$158.39 | \$1,896.39 |
| WATER FEE | 水費 | \$0.00 | \$155.60 | \$0.00 | \$0.00 | \$0.00 | \$118.10 | \$0.00 | \$0.00 | \$0.00 | \$108.70 | \$0.00 | \$0.00 | \$382.40 |
| TOTAL EXPENSES | 總支出 | \$132,249.17 | \$138,739.87 | \$141,378.52 | \$154,407.40 | \$140,265.04 | \$145,091.15 | \$143,221.25 | \$120,402.84 | \$133,219.98 | \$146,321.90 | \$139,602.43 | \$172,269.17 | \$1,707,168.72 |
| SURPLUS / (DEFICIT) FOR THE PERIOD | 本期盈餘/(赤字) | \$864.83 | (\$5,625.87) | (\$74,821.52) | (\$87,850.40) | (\$7,151.04) | (\$11,977.15) | (\$10,107.25) | \$12,711.16 | (\$105.98) | (\$13,207.90) | (\$6,488.43) | (\$39,155.17) | (\$242,914.72) |
| SURPLUS / (DEFICIT) B/F | 承上結存 | \$212,173.82 | \$213,038.65 | \$207,412.78 | \$132,591.26 | \$44,740.86 | \$37,589.82 | \$25,612.67 | \$15,505.42 | \$28,216.58 | \$28,110.60 | \$14,902.70 | \$8,414.27 | \$212,173.82 |
| ACCUM.SURPLUS / (DEFICIT) C/F | 累積盈餘/(赤字) | \$213,038.65 | \$207,412.78 | \$132,591.26 | \$44,740.86 | \$37,589.82 | \$25,612.67 | \$15,505.42 | \$28,216.58 | \$28,110.60 | \$14,902.70 | \$8,414.27 | (\$30,740.90) | \$30,740.90 |



T.L.60
HONG KONG GARDENS - BLOCK 25 豪景花園二十五座
STATEMENT OF COMPREHENSIVE INCOME 收支報告表
(FORMERLY KNOWN AS INCOME & EXPENDITURE ACCOUNT)

| | | Jan-22 (一月) | Feb-22 (二月) | Mar-22 (三月) | Apr-22 (四月) | May-22 (五月) | Jun-22 (六月) | Jul-22 (七月) | Aug-22 (八月) | Sep-22 (九月) | Oct-22 (十月) | Nov-22 (十一月) | Dec-22 (十二月) | 1-12/2022 TOTAL總計 |
|-------------------------------------|-----------|----------------|----------------|----------------|----------------|----------------|----------------|----------------|----------------|----------------|----------------|----------------|----------------|----------------------|
| INCOME: | 收入 | | | | | | | | | | | | | |
| MANAGEMENT FEE RECEIVED | 管理費收入 | \$130,460.00 | \$130,460.00 | \$130,460.00 | \$130,460.00 | \$130,460.00 | \$130,460.00 | \$130,460.00 | \$130,460.00 | \$130,460.00 | \$130,460.00 | \$130,460.00 | \$130,460.00 | \$1,565,520.00 |
| LESS: SINKING FUND | 減：儲備基金 | (\$6,523.00) | (\$6,523.00) | (\$6,523.00) | (\$6,523.00) | (\$6,523.00) | (\$6,523.00) | (\$6,523.00) | (\$6,523.00) | (\$6,523.00) | (\$6,523.00) | (\$6,523.00) | (\$6,523.00) | (\$78,276.00) |
| LESS: PROVISION FOR BAD DEBT - M.F. | 管理費壞賬撥備 | \$0.00 | \$0.00 | \$0.00 | \$0.00 | \$0.00 | \$0.00 | \$0.00 | \$0.00 | \$0.00 | \$0.00 | \$0.00 | \$0.00 | \$0.00 |
| ADD: BAD DEBT (M.F.)WRITTEN BACK | 收回管理費壞賬 | \$0.00 | \$0.00 | \$0.00 | \$0.00 | \$0.00 | \$0.00 | \$0.00 | \$0.00 | \$0.00 | \$0.00 | \$0.00 | \$0.00 | \$0.00 |
| INSURANCE AND OTHER COMPENSATION | 保險及其他賠償 | \$0.00 | \$0.00 | \$0.00 | \$0.00 | \$0.00 | \$0.00 | \$0.00 | \$0.00 | \$900.00 | \$0.00 | \$0.00 | \$0.00 | \$900.00 |
| LEGAL FEE RECOVERED | 訴訟費收入 | \$0.00 | \$0.00 | \$0.00 | \$0.00 | \$0.00 | \$0.00 | \$0.00 | \$0.00 | \$0.00 | \$0.00 | \$0.00 | \$0.00 | \$0.00 |
| INTEREST INCOME | 利息收入 | \$0.00 | \$0.00 | \$0.00 | \$0.00 | \$0.00 | \$0.00 | \$0.00 | \$0.00 | \$0.00 | \$0.00 | \$0.00 | \$0.00 | \$0.00 |
| SUNDRY INCOME | 什項收入 | \$0.00 | \$0.00 | \$0.00 | \$0.00 | \$0.00 | \$0.00 | \$0.00 | \$0.00 | \$0.00 | \$0.00 | \$0.00 | \$0.00 | \$0.00 |
| | | \$123,937.00 | \$123,937.00 | \$123,937.00 | \$123,937.00 | \$123,937.00 | \$123,937.00 | \$123,937.00 | \$123,937.00 | \$124,837.00 | \$123,937.00 | \$123,937.00 | \$123,937.00 | \$1,488,144.00 |
| EXPENSES: | 減：支出 | | | | | | | | | | | | | |
| APPORTIONMENT OF GARDENS EXPENSES | 公共費用之分攤 | \$57,827.05 | \$66,016.00 | \$70,161.50 | \$83,129.32 | \$60,859.67 | \$69,377.64 | \$64,703.79 | \$65,891.51 | \$57,886.79 | \$71,719.85 | \$60,519.94 | \$74,812.57 | \$802,905.63 |
| AUDITORS REMUNERATION | 核數費 | \$0.00 | \$0.00 | \$0.00 | \$0.00 | \$0.00 | \$0.00 | \$0.00 | \$0.00 | \$0.00 | \$0.00 | \$0.00 | \$818.20 | \$818.20 |
| CONSULTING FEE | 查詢費 | \$0.00 | \$0.00 | \$0.00 | \$0.00 | \$0.00 | \$0.00 | \$0.00 | \$0.00 | \$0.00 | \$0.00 | \$0.00 | \$0.00 | \$0.00 |
| CLEANING EXPENSES | 清潔費 | \$9,370.00 | \$9,370.00 | \$9,370.00 | \$9,370.00 | \$9,370.00 | \$9,370.00 | \$9,370.00 | \$9,370.00 | \$9,370.00 | \$9,992.07 | \$9,718.93 | \$10,350.00 | \$114,391.00 |
| DEBRIS REMOVAL CHARGES | 清泥頭費 | \$0.00 | \$0.00 | \$0.00 | \$0.00 | \$0.00 | \$0.00 | \$0.00 | \$0.00 | \$0.00 | \$0.00 | \$0.00 | \$0.00 | \$0.00 |
| ELECTRICITY | 電費 | \$5,840.00 | \$6,939.00 | \$5,571.00 | \$5,992.00 | \$7,163.00 | \$8,049.00 | \$7,682.00 | \$8,757.00 | \$8,223.00 | \$7,035.00 | \$7,114.00 | \$6,503.00 | \$84,868.00 |
| FESTIVAL DECORATION EXPENSES | 節日裝飾 | \$0.00 | \$0.00 | \$0.00 | \$470.00 | \$0.00 | \$0.00 | \$0.00 | \$0.00 | \$0.00 | \$0.00 | \$0.00 | \$0.00 | \$470.00 |
| FURNITURE, FIXTURES & EQUIPMENT | 屋苑設備 | \$0.00 | \$0.00 | \$0.00 | \$0.00 | \$0.00 | \$0.00 | \$0.00 | \$0.00 | \$0.00 | \$0.00 | \$0.00 | \$0.00 | \$0.00 |
| LEGAL FEE | 訴訟費 | \$0.00 | \$0.00 | \$0.00 | \$0.00 | \$0.00 | \$0.00 | \$0.00 | \$1,000.00 | \$0.00 | \$0.00 | \$0.00 | \$0.00 | \$1,000.00 |
| MAINTENANCE, REPAIR & INSTALLATION | 保養維修 | | | | | | | | | | | | | |
| CONCRETE AND SCAFFOLDING | 外牆維修及搭棚 | \$0.00 | \$0.00 | \$0.00 | \$0.00 | \$0.00 | \$7,200.00 | \$0.00 | \$9,420.00 | \$0.00 | \$0.00 | \$0.00 | \$0.00 | \$16,620.00 |
| DRAINAGE, ELECTRICALS & PUMPS | 水電保養維修 | \$1,870.00 | \$10,920.00 | \$15.00 | \$965.00 | \$5,655.00 | \$4,342.00 | \$1,912.00 | \$16,562.00 | \$0.00 | \$11,370.00 | \$3.00 | \$14,970.00 | \$68,584.00 |
| SECURITY SYSTEM / SMATV. SYM | 保安系統/衛星電視 | \$340.00 | \$340.00 | \$340.00 | \$340.00 | \$340.00 | \$340.00 | \$469.62 | \$1,964.62 | \$610.38 | \$540.00 | \$540.00 | \$7,839.00 | \$14,003.62 |
| FIRE FIGHTING SYSTEM | 消防保養 | \$0.00 | \$0.00 | \$0.00 | \$0.00 | \$0.00 | \$0.00 | \$1,500.00 | \$0.00 | \$0.00 | \$0.00 | \$3,699.00 | \$0.00 | \$5,199.00 |
| LIFTS | 升降機 | \$8,672.80 | \$8,672.80 | \$8,672.80 | \$8,672.52 | \$8,672.73 | \$8,672.73 | \$8,672.73 | \$8,672.73 | \$8,672.73 | \$8,672.73 | \$32,672.73 | \$8,672.73 | \$128,072.76 |
| MANAGER'S REMUNERATION 4% | 管理酬金 4% | \$2,771.29 | \$3,179.58 | \$2,699.24 | \$2,759.98 | \$2,986.25 | \$3,248.40 | \$2,911.83 | \$3,848.24 | \$2,805.86 | \$3,235.20 | \$3,835.29 | \$3,696.97 | \$37,978.13 |
| MAINTENANCE FUND 11% | 維修基金 11% | \$7,621.05 | \$8,743.84 | \$7,422.91 | \$7,589.94 | \$8,212.19 | \$8,933.10 | \$8,007.54 | \$10,582.65 | \$7,716.11 | \$8,896.79 | \$10,547.05 | \$10,166.65 | \$104,439.82 |
| PEST CONTROL | 殺蟲滅鼠 | \$0.00 | \$0.00 | \$0.00 | \$0.00 | \$0.00 | \$0.00 | \$0.00 | \$0.00 | \$0.00 | \$0.00 | \$0.00 | \$0.00 | \$0.00 |
| PRINTING AND STATIONERY | 印刷及廣告費 | \$0.00 | \$0.00 | \$0.00 | \$0.00 | \$0.00 | \$0.00 | \$0.00 | \$0.00 | \$0.00 | \$0.00 | \$0.00 | \$79.05 | \$79.05 |
| SECURITY GUARD SERVICE CHARGES | 保安費 | \$42,778.00 | \$42,778.00 | \$42,778.00 | \$42,778.00 | \$42,778.00 | \$42,778.00 | \$42,778.00 | \$39,965.20 | \$42,778.00 | \$42,778.00 | \$41,723.20 | \$42,778.00 | \$509,468.40 |
| SUNDRY EXPENSES | 什項支出 | \$253.44 | \$253.44 | \$576.18 | \$253.94 | \$519.50 | \$253.44 | \$253.44 | \$336.34 | \$334.30 | \$253.44 | \$253.44 | \$255.64 | \$3,796.54 |
| TELEPHONE | 電話費 | \$158.00 | \$158.00 | \$158.00 | \$158.00 | \$158.00 | \$158.00 | \$158.00 | \$158.00 | \$158.00 | \$158.00 | \$158.00 | \$158.00 | \$1,896.51 |
| WATER FEE | 水費 | \$0.00 | \$58.20 | \$0.00 | \$0.00 | \$0.00 | \$46.80 | \$0.00 | \$0.00 | \$0.00 | \$80.70 | \$0.00 | \$0.00 | \$185.70 |
| TOTAL EXPENSES | 總支出 | \$137,501.63 | \$157,428.86 | \$147,764.63 | \$162,478.70 | \$146,714.34 | \$162,769.11 | \$148,418.95 | \$176,528.29 | \$138,555.17 | \$164,731.78 | \$170,784.58 | \$181,100.32 | \$1,894,776.36 |
| SURPLUS / (DEFICIT) FOR THE PERIOD | 本期盈餘/(赤字) | (\$13,564.63) | (\$33,491.86) | (\$23,827.63) | (\$38,541.70) | (\$22,777.34) | (\$38,832.11) | (\$24,481.95) | (\$52,591.29) | (\$13,718.17) | (\$40,794.78) | (\$46,847.58) | (\$57,163.32) | (\$406,632.36) |
| SURPLUS / (DEFICIT) B/F | 承上結存 | (\$459,138.68) | (\$472,703.31) | (\$506,195.17) | (\$530,022.80) | (\$568,564.50) | (\$591,341.84) | (\$630,173.95) | (\$654,655.90) | (\$707,247.19) | (\$720,965.36) | (\$761,760.14) | (\$808,607.72) | (\$459,138.68) |
| ACCUM.SURPLUS / (DEFICIT) C/F | 累積盈餘/(赤字) | (\$472,703.31) | (\$506,195.17) | (\$530,022.80) | (\$568,564.50) | (\$591,341.84) | (\$630,173.95) | (\$654,655.90) | (\$707,247.19) | (\$720,965.36) | (\$761,760.14) | (\$808,607.72) | (\$865,771.04) | (\$865,771.04) |



T.L.60
HONG KONG GARDENS - BLOCK 26 豪景花園二十六座
STATEMENT OF COMPREHENSIVE INCOME 收支報告表
(FORMERLY KNOWN AS INCOME & EXPENDITURE ACCOUNT)

| | | Jan-22 (一月) | Feb-22 (二月) | Mar-22 (三月) | Apr-22 (四月) | May-22 (五月) | Jun-22 (六月) | Jul-22 (七月) | Aug-22 (八月) | Sep-22 (九月) | Oct-22 (十月) | Nov-22 (十一月) | Dec-22 (十二月) | 1-12/2022 TOTAL總計 |
|-------------------------------------|-----------|------------------|------------------|------------------|------------------|------------------|------------------|------------------|------------------|------------------|------------------|------------------|------------------|----------------------|
| INCOME: | 收入 | | | | | | | | | | | | | |
| MANAGEMENT FEE RECEIVED | 管理費收入 | \$148,176.00 | \$148,176.00 | \$148,176.00 | \$148,176.00 | \$148,176.00 | \$148,176.00 | \$148,176.00 | \$148,176.00 | \$148,176.00 | \$148,176.00 | \$148,176.00 | \$148,176.00 | \$1,778,112.00 |
| LESS: SINKING FUND | 減：儲備基金 | (\$7,408.80) | (\$7,408.80) | (\$7,408.80) | (\$7,408.80) | (\$7,408.80) | (\$7,408.80) | (\$7,408.80) | (\$7,408.80) | (\$7,408.80) | (\$7,408.80) | (\$7,408.80) | (\$7,408.80) | (\$88,905.60) |
| LESS: PROVISION FOR BAD DEBT - M.F. | 管理費壞賬撥備 | \$0.00 | \$0.00 | \$0.00 | \$0.00 | \$0.00 | \$0.00 | \$0.00 | \$0.00 | \$0.00 | \$0.00 | \$0.00 | \$0.00 | \$0.00 |
| ADD: BAD DEBT (M.F.)WRITTEN BACK | 收回管理費壞賬 | \$0.00 | \$0.00 | \$0.00 | \$0.00 | \$0.00 | \$0.00 | \$0.00 | \$0.00 | \$0.00 | \$0.00 | \$0.00 | \$0.00 | \$0.00 |
| INSURANCE AND OTHER COMPENSATION | 保險及其他賠償 | \$0.00 | \$0.00 | \$0.00 | \$0.00 | \$0.00 | \$0.00 | \$0.00 | \$0.00 | \$0.00 | \$0.00 | \$0.00 | \$0.00 | \$0.00 |
| LEGAL FEE RECOVERED | 訴訟費收入 | \$0.00 | \$0.00 | \$0.00 | \$0.00 | \$0.00 | \$0.00 | \$0.00 | \$0.00 | \$0.00 | \$0.00 | \$0.00 | \$0.00 | \$0.00 |
| INTEREST INCOME | 利息收入 | \$0.00 | \$0.00 | \$0.00 | \$0.00 | \$0.00 | \$0.00 | \$0.00 | \$0.00 | \$0.00 | \$0.00 | \$0.00 | \$0.00 | \$0.00 |
| SUNDRY INCOME | 什項收入 | \$0.00 | \$0.00 | \$0.00 | \$0.00 | \$0.00 | \$0.00 | \$0.00 | \$0.00 | \$0.00 | \$0.00 | \$0.00 | \$0.00 | \$0.00 |
| | | \$140,767.20 | \$140,767.20 | \$140,767.20 | \$140,767.20 | \$140,767.20 | \$140,767.20 | \$140,767.20 | \$140,767.20 | \$140,767.20 | \$140,767.20 | \$140,767.20 | \$140,767.20 | \$1,689,206.40 |
| EXPENSES: | 減：支出 | | | | | | | | | | | | | |
| APPORTIONMENT OF GARDENS EXPENSES | 公共費用之分攤 | \$55,198.55 | \$63,015.27 | \$66,972.34 | \$79,350.71 | \$58,093.32 | \$66,224.11 | \$61,762.71 | \$62,896.44 | \$55,255.57 | \$68,459.86 | \$57,769.04 | \$71,412.00 | \$766,409.92 |
| AUDITORS REMUNERATION | 核數費 | \$0.00 | \$0.00 | \$0.00 | \$0.00 | \$0.00 | \$0.00 | \$0.00 | \$0.00 | \$0.00 | \$0.00 | \$0.00 | \$818.20 | \$818.20 |
| CONSULTING FEE | 諮詢費 | \$0.00 | \$0.00 | \$0.00 | \$0.00 | \$0.00 | \$0.00 | \$0.00 | \$0.00 | \$0.00 | \$0.00 | \$0.00 | \$0.00 | \$0.00 |
| CLEANING EXPENSES | 清潔費 | \$9,370.00 | \$9,370.00 | \$9,370.00 | \$9,370.00 | \$9,370.00 | \$9,370.00 | \$9,370.00 | \$9,370.00 | \$9,370.00 | \$9,546.85 | \$9,438.73 | \$10,724.63 | \$114,040.21 |
| DEBRIS REMOVAL CHARGES | 清泥頭費 | \$0.00 | \$0.00 | \$0.00 | \$0.00 | \$0.00 | \$0.00 | \$0.00 | \$0.00 | \$0.00 | \$0.00 | \$0.00 | \$0.00 | \$0.00 |
| ELECTRICITY | 電費 | \$6,226.00 | \$6,909.00 | \$5,637.00 | \$6,047.00 | \$7,055.00 | \$7,473.00 | \$7,699.00 | \$8,417.00 | \$7,992.00 | \$7,073.00 | \$7,816.00 | \$7,243.00 | \$85,597.00 |
| FESTIVAL DECORATION EXPENSES | 節日裝飾 | \$0.00 | \$0.00 | \$0.00 | \$470.00 | \$0.00 | \$0.00 | \$0.00 | \$0.00 | \$0.00 | \$0.00 | \$0.00 | \$0.00 | \$470.00 |
| FURNITURE, FIXTURES & EQUIPMENT | 屋苑設備 | \$0.00 | \$0.00 | \$0.00 | \$0.00 | \$0.00 | \$0.00 | \$0.00 | \$0.00 | \$0.00 | \$0.00 | \$0.00 | \$0.00 | \$0.00 |
| LEGAL FEE | 訴訟費 | \$0.00 | \$0.00 | \$0.00 | \$0.00 | \$0.00 | \$0.00 | \$0.00 | (\$9,000.00) | \$0.00 | \$0.00 | \$0.00 | \$0.00 | (\$9,000.00) |
| MAINTENANCE, REPAIR & INSTALLATION | 保養維修 | | | | | | | | | | | | | |
| CONCRETE AND SCAFFOLDING | 外牆維修及搭棚 | \$0.00 | \$0.00 | \$0.00 | \$0.00 | \$0.00 | \$0.00 | \$0.00 | \$0.00 | \$0.00 | \$0.00 | \$0.00 | \$20,122.00 | \$20,122.00 |
| DRAINAGE, ELECTRICALS & PUMPS | 水電保養維修 | \$1,840.00 | \$15.00 | \$4,200.00 | \$990.00 | \$530.00 | \$0.00 | \$1,895.00 | \$6,543.00 | \$42.00 | \$920.00 | \$110.00 | \$18.00 | \$17,103.00 |
| SECURITY SYSTEM / SMATV. SYM | 保安系統/衛星電視 | \$340.00 | \$340.00 | \$340.00 | \$2,190.00 | \$340.00 | \$340.00 | \$463.73 | \$4,168.73 | \$616.27 | \$540.00 | \$540.00 | \$540.00 | \$10,758.73 |
| FIRE FIGHTING SYSTEM | 消防保養 | \$0.00 | \$0.00 | \$0.00 | \$0.00 | \$0.00 | \$0.00 | \$0.00 | \$0.00 | \$0.00 | \$0.00 | \$11,175.00 | \$0.00 | \$11,175.00 |
| LIFTS | 升降機 | \$8,672.00 | \$8,672.00 | \$8,672.00 | \$8,674.80 | \$8,672.70 | \$8,672.70 | \$8,672.70 | \$8,672.70 | \$8,672.70 | \$8,672.70 | \$8,672.70 | \$8,672.70 | \$104,072.40 |
| MANAGER'S REMUNERATION 4% | 管理酬金 4% | \$2,785.04 | \$2,742.13 | \$2,868.33 | \$2,836.81 | \$2,776.87 | \$2,764.42 | \$2,851.13 | \$2,853.97 | \$2,798.07 | \$2,800.44 | \$3,200.58 | \$3,656.19 | \$34,933.98 |
| MAINTENANCE FUND 11% | 維修基金 11% | \$7,658.85 | \$7,540.85 | \$7,887.91 | \$7,801.22 | \$7,636.38 | \$7,602.16 | \$7,840.62 | \$7,848.43 | \$7,694.69 | \$7,701.22 | \$8,801.60 | \$10,054.51 | \$96,068.44 |
| PEST CONTROL | 殺蟲滅鼠 | \$0.00 | \$0.00 | \$0.00 | \$0.00 | \$0.00 | \$0.00 | \$0.00 | \$0.00 | \$0.00 | \$0.00 | \$0.00 | \$0.00 | \$0.00 |
| PRINTING AND STATIONERY | 印刷及廣告費 | \$0.00 | \$0.00 | \$0.00 | \$0.00 | \$0.00 | \$0.00 | \$0.00 | \$0.00 | \$0.00 | \$0.00 | \$0.00 | \$85.50 | \$85.50 |
| SECURITY GUARD SERVICE CHARGES | 保安費 | \$42,778.00 | \$42,778.00 | \$42,778.00 | \$42,778.00 | \$42,778.00 | \$42,778.00 | \$42,778.00 | \$42,778.00 | \$42,778.00 | \$42,778.00 | \$41,723.20 | \$42,778.00 | \$512,281.20 |
| SUNDRY EXPENSES | 什項支出 | \$241.92 | \$241.92 | \$553.30 | \$242.42 | \$507.98 | \$241.92 | \$241.92 | \$241.92 | \$322.78 | \$241.92 | \$380.92 | \$244.12 | \$3,703.04 |
| TELEPHONE | 電話費 | \$158.00 | \$158.00 | \$158.00 | \$158.00 | \$158.00 | \$158.00 | \$158.00 | \$158.00 | \$158.00 | \$158.00 | \$158.00 | \$158.51 | \$1,896.51 |
| WATER FEE | 水費 | \$0.00 | \$69.30 | \$0.00 | \$0.00 | \$0.00 | \$76.90 | \$0.00 | \$0.00 | \$0.00 | \$80.60 | \$0.00 | \$0.00 | \$226.80 |
| TOTAL EXPENSES | 總支出 | \$135,268.36 | \$141,851.47 | \$149,436.88 | \$160,908.96 | \$137,928.25 | \$145,701.21 | \$143,732.81 | \$144,948.19 | \$135,700.08 | \$148,972.59 | \$149,785.77 | \$176,527.36 | \$1,770,761.93 |
| SURPLUS / (DEFICIT) FOR THE PERIOD | 本期盈餘/(赤字) | \$5,498.84 | (\$1,084.27) | (\$8,669.68) | (\$20,141.76) | \$2,838.95 | (\$4,934.01) | (\$2,965.61) | (\$4,180.99) | \$5,067.12 | (\$8,205.39) | (\$9,018.57) | (\$35,760.16) | (\$81,555.53) |
| SURPLUS / (DEFICIT) B/F | 承上結存 | (\$1,371,056.52) | (\$1,365,557.68) | (\$1,366,641.95) | (\$1,375,311.63) | (\$1,395,453.39) | (\$1,392,614.44) | (\$1,397,548.45) | (\$1,400,514.06) | (\$1,404,695.05) | (\$1,399,627.93) | (\$1,407,833.32) | (\$1,416,851.89) | (\$1,371,056.52) |
| ACCUM.SURPLUS / (DEFICIT) C/F | 累積盈餘/(赤字) | (\$1,365,557.68) | (\$1,366,641.95) | (\$1,375,311.63) | (\$1,395,453.39) | (\$1,392,614.44) | (\$1,397,548.45) | (\$1,400,514.06) | (\$1,404,695.05) | (\$1,399,627.93) | (\$1,407,833.32) | (\$1,416,851.89) | (\$1,452,612.05) | (\$1,452,612.05) |



T.L.60

HONG KONG GARDENS - BLOCK 27 豪景花園二十七座
STATEMENT OF COMPREHENSIVE INCOME 收支報告表
(FORMERLY KNOWN AS INCOME & EXPENDITURE ACCOUNT)

| | | Jan-22 (一月) | Feb-22 (二月) | Mar-22 (三月) | Apr-22 (四月) | May-22 (五月) | Jun-22 (六月) | Jul-22 (七月) | Aug-22 (八月) | Sep-22 (九月) | Oct-22 (十月) | Nov-22 (十一月) | Dec-22 (十二月) | 1-12/2022 TOTAL總計 |
|-------------------------------------|-----------|----------------|----------------|----------------|----------------|----------------|----------------|----------------|----------------|----------------|----------------|----------------|----------------|----------------------|
| INCOME: | 收入 | | | | | | | | | | | | | |
| MANAGEMENT FEE RECEIVED | 管理費收入 | \$173,460.00 | \$173,460.00 | \$86,730.00 | \$86,730.00 | \$86,730.00 | \$173,460.00 | \$173,460.00 | \$173,460.00 | \$173,460.00 | \$173,460.00 | \$173,460.00 | \$173,460.00 | \$1,821,330.00 |
| LESS: SINKING FUND | 減：儲備基金 | (\$8,673.00) | (\$8,673.00) | (\$4,336.50) | (\$4,336.50) | (\$4,336.50) | (\$8,673.00) | (\$8,673.00) | (\$8,673.00) | (\$8,673.00) | (\$8,673.00) | (\$8,673.00) | (\$8,673.00) | (\$91,066.50) |
| LESS: PROVISION FOR BAD DEBT - M.F. | 管理費壞賬撥備 | \$0.00 | \$0.00 | \$0.00 | \$0.00 | \$0.00 | \$0.00 | \$0.00 | \$0.00 | \$0.00 | \$0.00 | \$0.00 | \$0.00 | \$0.00 |
| ADD: BAD DEBT (M.F.) WRITTEN BACK | 收回管理費壞賬 | \$0.00 | \$0.00 | \$0.00 | \$0.00 | \$0.00 | \$0.00 | \$0.00 | \$0.00 | \$0.00 | \$0.00 | \$0.00 | \$0.00 | \$0.00 |
| INSURANCE AND OTHER COMPENSATION | 保險及其他賠償 | \$0.00 | \$0.00 | \$0.00 | \$0.00 | \$0.00 | \$0.00 | \$0.00 | \$0.00 | \$0.00 | \$0.00 | \$0.00 | \$0.00 | \$0.00 |
| LEGAL FEE RECOVERED | 訴訟費收入 | \$0.00 | \$0.00 | \$0.00 | \$0.00 | \$0.00 | \$0.00 | \$0.00 | \$0.00 | \$0.00 | \$0.00 | \$0.00 | \$0.00 | \$0.00 |
| INTEREST INCOME | 利息收入 | \$0.00 | \$0.00 | \$0.00 | \$0.00 | \$0.00 | \$0.00 | \$0.00 | \$0.00 | \$0.00 | \$0.00 | \$0.00 | \$0.00 | \$0.00 |
| SUNDRY INCOME | 什項收入 | \$0.00 | \$0.00 | \$0.00 | \$0.00 | \$0.00 | \$0.00 | \$0.00 | \$0.00 | \$0.00 | \$0.00 | \$0.00 | \$0.00 | \$0.00 |
| | | \$164,787.00 | \$164,787.00 | \$82,393.50 | \$82,393.50 | \$82,393.50 | \$164,787.00 | \$164,787.00 | \$164,787.00 | \$164,787.00 | \$164,787.00 | \$164,787.00 | \$164,787.00 | \$1,730,263.50 |
| EXPENSES: | 減：支出 | | | | | | | | | | | | | |
| APPORTIONMENT OF GARDENS EXPENSES | 公共費用之分攤 | \$55,198.55 | \$63,015.27 | \$66,972.34 | \$79,350.71 | \$58,093.32 | \$66,224.11 | \$61,762.71 | \$62,896.44 | \$55,255.57 | \$68,459.86 | \$57,769.04 | \$71,412.00 | \$766,409.92 |
| AUDITORS REMUNERATION | 核數費 | \$0.00 | \$0.00 | \$0.00 | \$0.00 | \$0.00 | \$0.00 | \$0.00 | \$0.00 | \$0.00 | \$0.00 | \$0.00 | \$818.20 | \$818.20 |
| CONSULTING FEE | 諮詢費 | \$0.00 | \$0.00 | \$0.00 | \$0.00 | \$0.00 | \$0.00 | \$0.00 | \$0.00 | \$0.00 | \$0.00 | \$0.00 | \$0.00 | \$0.00 |
| CLEANING EXPENSES | 清潔費 | \$9,370.00 | \$9,370.00 | \$9,370.00 | \$9,370.00 | \$9,370.00 | \$9,370.00 | \$9,370.00 | \$9,370.00 | \$9,370.00 | \$9,490.70 | \$9,438.73 | \$10,643.63 | \$113,903.06 |
| DEBRIS REMOVAL CHARGES | 清泥頭費 | \$0.00 | \$0.00 | \$0.00 | \$0.00 | \$0.00 | \$0.00 | \$0.00 | \$0.00 | \$0.00 | \$0.00 | \$0.00 | \$0.00 | \$0.00 |
| ELECTRICITY | 電費 | \$6,783.00 | \$7,773.00 | \$6,563.00 | \$7,053.00 | \$8,762.00 | \$9,411.00 | \$9,373.00 | \$10,711.00 | \$10,121.00 | \$10,071.00 | \$11,073.00 | \$9,487.00 | \$107,181.00 |
| FESTIVAL DECORATION EXPENSES | 節日裝飾 | \$0.00 | \$0.00 | \$0.00 | \$470.00 | \$0.00 | \$0.00 | \$0.00 | \$0.00 | \$0.00 | \$0.00 | \$0.00 | \$0.00 | \$470.00 |
| FURNITURE, FIXTURES & EQUIPMENT | 屋苑設備 | \$0.00 | \$0.00 | \$0.00 | \$0.00 | \$0.00 | \$0.00 | \$0.00 | \$0.00 | \$0.00 | \$0.00 | \$0.00 | \$0.00 | \$0.00 |
| LEGAL FEE | 訴訟費 | \$0.00 | \$0.00 | \$0.00 | \$0.00 | \$0.00 | \$0.00 | \$0.00 | \$0.00 | \$0.00 | \$0.00 | \$0.00 | \$0.00 | \$0.00 |
| MAINTENANCE, REPAIR & INSTALLATION | 保養維修 | | | | | | | | | | | | | |
| CONCRETE AND SCAFFOLDING | 外牆維修及搭棚 | \$0.00 | \$0.00 | \$0.00 | \$0.00 | \$0.00 | \$0.00 | \$0.00 | \$0.00 | \$0.00 | \$0.00 | \$0.00 | \$0.00 | \$0.00 |
| DRAINAGE, ELECTRICALS & PUMPS | 水電保養維修 | \$1,840.00 | \$0.00 | \$1,370.00 | \$1,222.00 | \$0.00 | \$4,255.00 | \$22,493.00 | \$8,396.50 | \$30.00 | \$920.00 | \$6.00 | \$14,595.00 | \$55,127.50 |
| SECURITY SYSTEM / SMATV. SYM | 保安系統/衛星電視 | \$340.00 | \$340.00 | \$340.00 | \$340.00 | \$340.00 | \$340.00 | \$463.73 | \$1,958.73 | \$616.27 | \$540.00 | \$540.00 | \$540.00 | \$6,698.73 |
| FIRE FIGHTING SYSTEM | 消防保養 | \$0.00 | \$0.00 | \$0.00 | \$0.00 | \$0.00 | \$0.00 | \$0.00 | \$0.00 | \$0.00 | \$0.00 | \$3,372.00 | \$0.00 | \$3,372.00 |
| LIFTS | 升降機 | \$11,500.00 | \$11,500.00 | \$11,500.00 | \$11,500.00 | \$11,500.00 | \$11,500.00 | \$11,500.00 | \$41,000.00 | \$11,500.00 | \$11,500.00 | \$11,500.00 | \$11,500.00 | \$167,500.00 |
| MANAGER'S REMUNERATION 4% | 管理酬金 4% | \$2,920.32 | \$2,913.58 | \$2,902.30 | \$2,927.50 | \$2,934.28 | \$3,154.10 | \$3,855.03 | \$4,528.19 | \$2,992.53 | \$3,065.36 | \$3,164.23 | \$3,633.61 | \$38,991.03 |
| MAINTENANCE FUND 11% | 維修基金 11% | \$8,030.87 | \$8,012.35 | \$7,981.33 | \$8,050.62 | \$8,069.27 | \$8,673.78 | \$10,601.32 | \$12,452.52 | \$8,229.45 | \$8,429.75 | \$8,701.62 | \$9,992.43 | \$107,225.31 |
| PEST CONTROL | 殺蟲滅鼠 | \$0.00 | \$0.00 | \$0.00 | \$0.00 | \$0.00 | \$0.00 | \$0.00 | \$0.00 | \$0.00 | \$0.00 | \$0.00 | \$0.00 | \$0.00 |
| PRINTING AND STATIONERY | 印刷及廣告費 | \$0.00 | \$0.00 | \$0.00 | \$0.00 | \$0.00 | \$0.00 | \$0.00 | \$0.00 | \$0.00 | \$0.00 | \$0.00 | \$80.55 | \$80.55 |
| SECURITY GUARD SERVICE CHARGES | 保安費 | \$42,778.00 | \$42,778.00 | \$42,778.00 | \$42,778.00 | \$42,778.00 | \$42,778.00 | \$42,778.00 | \$41,371.60 | \$42,778.00 | \$42,778.00 | \$42,778.00 | \$42,778.00 | \$511,929.60 |
| SUNDRY EXPENSES | 什項支出 | \$241.92 | \$241.92 | \$480.51 | \$242.42 | \$507.98 | \$241.92 | \$241.92 | \$241.92 | \$241.92 | \$241.92 | \$241.92 | \$241.92 | \$3,408.19 |
| SALARIES | 薪金 | \$0.00 | \$0.00 | \$0.00 | \$0.00 | \$0.00 | \$0.00 | \$0.00 | \$0.00 | \$0.00 | \$0.00 | \$0.00 | \$0.00 | \$0.00 |
| MPF CONTRIBUTION | 強積金 | \$0.00 | \$0.00 | \$0.00 | \$0.00 | \$0.00 | \$0.00 | \$0.00 | \$0.00 | \$0.00 | \$0.00 | \$0.00 | \$0.00 | \$0.00 |
| TRAVELLING | 交通費 | \$0.00 | \$0.00 | \$0.00 | \$0.00 | \$0.00 | \$0.00 | \$0.00 | \$0.00 | \$0.00 | \$0.00 | \$0.00 | \$0.00 | \$0.00 |
| TELEPHONE | 電話費 | \$155.00 | \$156.00 | \$156.00 | \$212.00 | \$99.00 | \$156.00 | \$156.00 | \$155.00 | \$156.00 | \$155.00 | \$156.00 | \$156.00 | \$1,868.00 |
| WATER FEE | 水費 | \$0.00 | \$680.60 | \$0.00 | \$0.00 | \$0.00 | \$800.60 | \$0.00 | \$0.00 | \$0.00 | \$937.50 | \$0.00 | \$0.00 | \$2,418.70 |
| TOTAL EXPENSES | 總支出 | \$139,157.66 | \$146,780.72 | \$150,413.48 | \$163,516.25 | \$142,453.85 | \$156,904.51 | \$172,594.71 | \$193,081.90 | \$141,290.74 | \$156,589.09 | \$148,740.54 | \$175,878.34 | \$1,887,401.79 |
| SURPLUS / (DEFICIT) FOR THE PERIOD | 本期盈餘/(赤字) | \$25,629.34 | \$18,006.28 | (\$68,019.98) | (\$81,122.75) | (\$60,060.35) | \$7,882.49 | (\$7,807.71) | (\$28,294.90) | \$23,496.26 | \$8,197.91 | \$16,046.46 | (\$11,091.34) | (\$157,138.29) |
| SURPLUS / (DEFICIT) B/F | 承上結存 | \$1,189,886.37 | \$1,215,515.71 | \$1,233,521.99 | \$1,165,502.01 | \$1,084,379.26 | \$1,024,318.91 | \$1,032,201.40 | \$1,024,393.69 | \$996,098.79 | \$1,019,595.05 | \$1,027,792.96 | \$1,043,839.42 | \$1,189,886.37 |
| ACCUM.SURPLUS / (DEFICIT) C/F | 累積盈餘/(赤字) | \$1,215,515.71 | \$1,233,521.99 | \$1,165,502.01 | \$1,084,379.26 | \$1,024,318.91 | \$1,032,201.40 | \$1,024,393.69 | \$996,098.79 | \$1,019,595.05 | \$1,027,792.96 | \$1,043,839.42 | \$1,032,748.08 | \$1,032,748.08 |



T.L.60

HONG KONG GARDENS - BLOCK 28 豪景花園二十八座
STATEMENT OF COMPREHENSIVE INCOME 收支報告表
(FORMERLY KNOWN AS INCOME & EXPENDITURE ACCOUNT)

| | | Jan-22 (一月) | Feb-22 (二月) | Mar-22 (三月) | Apr-22 (四月) | May-22 (五月) | Jun-22 (六月) | Jul-22 (七月) | Aug-22 (八月) | Sep-22 (九月) | Oct-22 (十月) | Nov-22 (十一月) | Dec-22 (十二月) | 1-12/2022 TOTAL總計 |
|-------------------------------------|-----------|--------------|--------------|---------------|---------------|--------------|--------------|---------------|---------------|--------------|--------------|--------------|--------------|----------------------|
| INCOME: | 收入 | | | | | | | | | | | | | |
| MANAGEMENT FEE RECEIVED | 管理費收入 | \$165,200.00 | \$165,200.00 | \$82,600.00 | \$82,600.00 | \$165,200.00 | \$165,200.00 | \$165,200.00 | \$165,200.00 | \$165,200.00 | \$165,200.00 | \$165,200.00 | \$165,200.00 | \$1,817,200.00 |
| LESS: SINKING FUND | 減: 儲備基金 | (\$8,260.00) | (\$8,260.00) | (\$4,130.00) | (\$4,130.00) | (\$8,260.00) | (\$8,260.00) | (\$8,260.00) | (\$8,260.00) | (\$8,260.00) | (\$8,260.00) | (\$8,260.00) | (\$8,260.00) | (\$90,860.00) |
| LESS: PROVISION FOR BAD DEBT - M.F. | 管理費壞賬撥備 | \$0.00 | \$0.00 | \$0.00 | \$0.00 | \$0.00 | \$0.00 | \$0.00 | \$0.00 | \$0.00 | \$0.00 | \$0.00 | \$0.00 | \$0.00 |
| ADD: BAD DEBT (M.F.) WRITTEN BACK | 收回管理費壞賬 | \$0.00 | \$0.00 | \$0.00 | \$0.00 | \$0.00 | \$0.00 | \$0.00 | \$0.00 | \$0.00 | \$0.00 | \$0.00 | \$0.00 | \$0.00 |
| INSURANCE AND OTHER COMPENSATION | 保險及其他賠償 | \$0.00 | \$0.00 | \$0.00 | \$0.00 | \$0.00 | \$0.00 | \$0.00 | \$0.00 | \$0.00 | \$0.00 | \$0.00 | \$0.00 | \$0.00 |
| LEGAL FEE RECOVERED | 訴訟費收入 | \$0.00 | \$0.00 | \$0.00 | \$0.00 | \$0.00 | \$0.00 | \$0.00 | \$0.00 | \$0.00 | \$0.00 | \$0.00 | \$0.00 | \$0.00 |
| INTEREST INCOME | 利息收入 | \$0.00 | \$0.00 | \$0.00 | \$0.00 | \$0.00 | \$0.00 | \$0.00 | \$0.00 | \$0.00 | \$0.00 | \$0.00 | \$0.00 | \$0.00 |
| SUNDRY INCOME | 什項收入 | \$0.00 | \$0.00 | \$0.00 | \$0.00 | \$0.00 | \$0.00 | \$0.00 | \$25,779.00 | \$600.00 | \$0.00 | \$0.00 | \$0.00 | \$26,379.00 |
| | | \$156,940.00 | \$156,940.00 | \$78,470.00 | \$78,470.00 | \$156,940.00 | \$156,940.00 | \$156,940.00 | \$182,719.00 | \$157,540.00 | \$156,940.00 | \$156,940.00 | \$156,940.00 | \$1,752,719.00 |
| EXPENSES: | 減: 支出 | | | | | | | | | | | | | |
| APPORTIONMENT OF GARDENS EXPENSES | 公共費用之分攤 | \$52,570.06 | \$60,014.50 | \$63,783.22 | \$75,572.11 | \$55,327.01 | \$63,070.63 | \$58,821.60 | \$59,901.41 | \$52,624.37 | \$65,199.85 | \$55,018.16 | \$68,011.43 | \$729,914.35 |
| AUDITORS REMUNERATION | 核數費 | \$0.00 | \$0.00 | \$0.00 | \$0.00 | \$0.00 | \$0.00 | \$0.00 | \$0.00 | \$0.00 | \$0.00 | \$0.00 | \$818.20 | \$818.20 |
| CONSULTING FEE | 諮詢費 | \$0.00 | \$0.00 | \$0.00 | \$0.00 | \$0.00 | \$0.00 | \$0.00 | \$0.00 | \$0.00 | \$0.00 | \$0.00 | \$0.00 | \$0.00 |
| CLEANING EXPENSES | 清潔費 | \$9,370.00 | \$9,370.00 | \$9,370.00 | \$9,370.00 | \$9,370.00 | \$9,370.00 | \$9,370.00 | \$9,370.00 | \$9,370.00 | \$9,681.80 | \$9,438.73 | \$10,483.16 | \$113,933.69 |
| DEBRIS REMOVAL CHARGES | 清泥頭費 | \$0.00 | \$0.00 | \$0.00 | \$0.00 | \$0.00 | \$0.00 | \$0.00 | \$0.00 | \$0.00 | \$0.00 | \$0.00 | \$0.00 | \$0.00 |
| ELECTRICITY | 電費 | \$6,597.00 | \$7,459.00 | \$6,486.00 | \$7,348.00 | \$8,989.00 | \$9,784.00 | \$9,961.00 | \$10,870.00 | \$10,418.00 | \$8,910.00 | \$9,433.00 | \$6,337.68 | \$102,592.68 |
| FESTIVAL DECORATION EXPENSES | 節日裝飾 | \$0.00 | \$0.00 | \$0.00 | \$470.00 | \$0.00 | \$0.00 | \$0.00 | \$0.00 | \$0.00 | \$0.00 | \$0.00 | \$0.00 | \$470.00 |
| FURNITURE, FIXTURES & EQUIPMENT | 屋苑設備 | \$0.00 | \$0.00 | \$0.00 | \$0.00 | \$0.00 | \$0.00 | \$0.00 | \$0.00 | \$0.00 | \$0.00 | \$0.00 | \$0.00 | \$0.00 |
| MAINTENANCE, REPAIR & INSTALLATION | 保養維修 | | | | | | | | | | | | | |
| CONCRETE AND SCAFFOLDING | 外牆維修及搭棚 | \$0.00 | \$0.00 | \$0.00 | \$0.00 | \$0.00 | \$0.00 | \$0.00 | \$0.00 | \$0.00 | \$0.00 | \$0.00 | \$0.00 | \$0.00 |
| DRAINAGE, ELECTRICALS & PUMPS | 水電保養維修 | \$1,840.00 | \$0.00 | \$6,300.00 | \$4,075.00 | \$2,980.00 | \$0.00 | \$21,681.33 | \$11,173.00 | \$84.00 | \$920.00 | \$0.00 | \$0.00 | \$49,053.33 |
| SECURITY SYSTEM / SMATV. SYM | 保安系統/衛星電視 | \$340.00 | \$340.00 | \$340.00 | \$340.00 | \$3,490.00 | \$3,260.00 | \$457.85 | \$4,352.85 | \$622.15 | \$540.00 | \$540.00 | \$540.00 | \$15,162.85 |
| FIRE FIGHTING SYSTEM | 消防保養 | \$0.00 | \$0.00 | \$0.00 | \$0.00 | \$0.00 | \$0.00 | \$0.00 | \$0.00 | \$0.00 | \$0.00 | \$3,441.00 | \$0.00 | \$3,441.00 |
| LIFTS | 升降機 | \$11,500.00 | \$11,500.00 | \$11,500.00 | \$11,500.00 | \$11,500.00 | \$11,500.00 | \$11,500.00 | \$41,000.00 | \$11,500.00 | \$11,500.00 | \$11,500.00 | \$11,500.00 | \$167,500.00 |
| MANAGER'S REMUNERATION 4% | 管理酬金 4% | \$2,925.54 | \$2,875.51 | \$3,120.50 | \$3,052.96 | \$3,188.10 | \$3,085.53 | \$3,853.38 | \$4,740.91 | \$3,009.58 | \$2,991.16 | \$3,100.69 | \$2,917.21 | \$38,861.07 |
| MAINTENANCE FUND 11% | 維修基金 11% | \$8,045.22 | \$7,907.66 | \$8,581.39 | \$8,395.63 | \$8,767.27 | \$8,485.21 | \$10,596.80 | \$13,037.51 | \$8,276.34 | \$8,225.69 | \$8,526.88 | \$8,022.32 | \$106,867.92 |
| SECURITY GUARD SERVICE CHARGES | 保安費 | \$42,778.00 | \$42,778.00 | \$42,778.00 | \$42,778.00 | \$42,778.00 | \$42,778.00 | \$42,778.00 | \$41,371.60 | \$42,778.00 | \$42,778.00 | \$42,778.00 | \$42,778.00 | \$511,929.60 |
| PEST CONTROL | 殺蟲滅鼠 | \$0.00 | \$0.00 | \$0.00 | \$0.00 | \$0.00 | \$0.00 | \$0.00 | \$0.00 | \$0.00 | \$0.00 | \$0.00 | \$0.00 | \$0.00 |
| PRINTING AND STATIONERY | 印刷及廣告費 | \$0.00 | \$0.00 | \$0.00 | \$0.00 | \$0.00 | \$0.00 | \$0.00 | \$0.00 | \$0.00 | \$0.00 | \$0.00 | \$82.35 | \$82.35 |
| SUNDRY EXPENSES | 什項支出 | \$558.40 | \$230.40 | \$1,082.62 | \$230.90 | \$496.46 | \$230.40 | \$430.40 | \$230.40 | \$311.26 | \$230.40 | \$230.40 | \$234.80 | \$4,496.84 |
| SALARIES | 薪金 | \$0.00 | \$0.00 | \$0.00 | \$0.00 | \$0.00 | \$0.00 | \$0.00 | \$0.00 | \$0.00 | \$0.00 | \$0.00 | \$0.00 | \$0.00 |
| MPF CONTRIBUTION | 強積金 | \$0.00 | \$0.00 | \$0.00 | \$0.00 | \$0.00 | \$0.00 | \$0.00 | \$0.00 | \$0.00 | \$0.00 | \$0.00 | \$0.00 | \$0.00 |
| TRAVELLING | 交通費 | \$0.00 | \$0.00 | \$0.00 | \$0.00 | \$0.00 | \$0.00 | \$0.00 | \$0.00 | \$0.00 | \$0.00 | \$0.00 | \$0.00 | \$0.00 |
| TELEPHONE | 電話費 | \$155.00 | \$156.00 | \$156.00 | \$212.00 | \$99.00 | \$156.00 | \$156.00 | \$155.00 | \$156.00 | \$155.00 | \$156.00 | \$156.00 | \$1,868.00 |
| WATER FEE | 水費 | \$0.00 | \$54.40 | \$0.00 | \$0.00 | \$0.00 | \$59.90 | \$0.00 | \$0.00 | \$0.00 | \$63.80 | \$0.00 | \$0.00 | \$178.10 |
| TOTAL EXPENSES | 總支出 | \$136,679.22 | \$142,685.47 | \$153,497.73 | \$163,344.60 | \$146,984.84 | \$151,779.67 | \$169,606.36 | \$196,202.68 | \$139,149.70 | \$151,195.70 | \$144,162.86 | \$151,881.15 | \$1,847,169.98 |
| SURPLUS / (DEFICIT) FOR THE PERIOD | 本期盈餘/(赤字) | \$20,260.78 | \$14,254.53 | (\$75,027.73) | (\$84,874.60) | \$9,955.16 | \$5,160.33 | (\$12,666.36) | (\$13,483.68) | \$18,390.30 | \$5,744.30 | \$12,777.14 | \$5,058.85 | (\$94,450.98) |
| SURPLUS / (DEFICIT) B/F | 承上結存 | \$786,283.31 | \$806,544.09 | \$820,798.62 | \$745,770.89 | \$860,896.29 | \$670,851.45 | \$676,011.78 | \$663,345.42 | \$649,861.74 | \$668,252.04 | \$673,996.34 | \$686,773.48 | \$786,283.31 |
| ACCUM.SURPLUS / (DEFICIT) C/F | 累積盈餘/(赤字) | \$806,544.09 | \$820,798.62 | \$745,770.89 | \$660,896.29 | \$670,851.45 | \$676,011.78 | \$663,345.42 | \$649,861.74 | \$668,252.04 | \$673,996.34 | \$686,773.48 | \$691,832.33 | \$691,832.33 |



T.L.60

HONG KONG GARDENS - CARPARK A 豪景花園車場 A
STATEMENT OF COMPREHENSIVE INCOME 收支報告表
(FORMERLY KNOWN AS INCOME & EXPENDITURE ACCOUNT)

| | | Jan-22 (一月) | Feb-22 (二月) | Mar-22 (三月) | Apr-22 (四月) | May-22 (五月) | Jun-22 (六月) | Jul-22 (七月) | Aug-22 (八月) | Sep-22 (九月) | Oct-22 (十月) | Nov-22 (十一月) | Dec-22 (十二月) | 1-12/2022 TOTAL總計 |
|-------------------------------------|-----------|----------------|----------------|----------------|----------------|----------------|----------------|----------------|----------------|----------------|----------------|----------------|----------------|----------------------|
| INCOME: | 收入 | | | | | | | | | | | | | |
| MANAGEMENT FEE RECEIVED | 管理費收入 | \$135,470.00 | \$135,470.00 | \$135,470.00 | \$135,470.00 | \$135,470.00 | \$135,470.00 | \$135,470.00 | \$135,470.00 | \$135,470.00 | \$135,470.00 | \$135,470.00 | \$135,470.00 | \$1,625,640.00 |
| LESS: SINKING FUND | 減：儲備基金 | (\$6,773.50) | (\$6,773.50) | (\$6,773.50) | (\$6,773.50) | (\$6,773.50) | (\$6,773.50) | (\$6,773.50) | (\$6,773.50) | (\$6,773.50) | (\$6,773.50) | (\$6,773.50) | (\$6,773.50) | (\$81,282.00) |
| LESS: PROVISION FOR BAD DEBT - M.F. | 管理費壞賬撥備 | \$0.00 | \$0.00 | \$0.00 | \$0.00 | \$0.00 | \$0.00 | \$0.00 | \$0.00 | \$0.00 | \$0.00 | \$0.00 | \$0.00 | (\$9,120.00) |
| ADD: BAD DEBT (M.F.) WRITTEN BACK | 收回管理費壞賬 | \$0.00 | \$0.00 | \$0.00 | \$0.00 | \$0.00 | \$0.00 | \$0.00 | \$0.00 | \$0.00 | \$0.00 | \$0.00 | \$0.00 | \$0.00 |
| INSURANCE AND OTHER COMPENSATION | 保險及其他賠償 | \$0.00 | \$0.00 | \$0.00 | \$0.00 | \$0.00 | \$0.00 | \$0.00 | \$0.00 | \$0.00 | \$0.00 | \$500.00 | \$0.00 | \$500.00 |
| LEGAL FEE RECOVERED | 訴訟費收入 | \$0.00 | \$0.00 | \$0.00 | \$0.00 | \$0.00 | \$0.00 | \$0.00 | \$0.00 | \$0.00 | \$0.00 | \$0.00 | \$0.00 | \$0.00 |
| INTEREST INCOME | 利息收入 | \$0.00 | \$0.00 | \$0.00 | \$0.00 | \$0.00 | \$0.00 | \$0.00 | \$0.00 | \$0.00 | \$0.00 | \$0.00 | \$0.00 | \$0.00 |
| SUNDRY INCOME | 什項收入 | \$800.00 | \$400.00 | \$200.00 | \$200.00 | \$0.00 | \$400.00 | \$398.00 | \$3,246.98 | \$2,621.85 | \$3,248.49 | \$10,295.68 | \$3,974.58 | \$25,785.58 |
| | | \$129,496.50 | \$129,096.50 | \$128,896.50 | \$128,896.50 | \$128,696.50 | \$129,096.50 | \$129,094.50 | \$131,943.48 | \$131,318.35 | \$131,944.99 | \$139,492.18 | \$123,551.08 | \$1,561,523.58 |
| EXPENSES: | 減：支出 | | | | | | | | | | | | | |
| APPORTIONMENT OF GARDENS EXPENSES | 公共費用之分攤 | \$26,029.47 | \$29,715.54 | \$31,581.53 | \$37,418.69 | \$27,394.53 | \$31,228.70 | \$29,124.87 | \$29,659.50 | \$26,056.36 | \$32,282.99 | \$27,241.62 | \$33,675.10 | \$361,408.90 |
| AUDITORS REMUNERATION | 核數費 | \$0.00 | \$0.00 | \$0.00 | \$0.00 | \$0.00 | \$0.00 | \$0.00 | \$0.00 | \$0.00 | \$0.00 | \$0.00 | \$0.00 | \$818.08 |
| CARPARK EQUIPMENT | 車場設備 | \$0.00 | \$0.00 | \$0.00 | \$0.00 | \$0.00 | \$0.00 | \$0.00 | \$12.70 | \$0.00 | \$0.00 | \$0.00 | \$0.00 | \$12.70 |
| CONSULTING FEE | 諮詢費 | \$0.00 | \$0.00 | \$0.00 | \$0.00 | \$0.00 | \$0.00 | \$0.00 | \$0.00 | \$0.00 | \$0.00 | \$0.00 | \$0.00 | \$0.00 |
| CLEANING EXPENSES | 清潔費 | \$15,535.50 | \$15,535.50 | \$15,535.50 | \$15,535.50 | \$15,535.50 | \$15,535.50 | \$15,535.50 | \$15,535.50 | \$15,535.50 | \$15,535.50 | \$15,535.50 | \$15,535.50 | \$186,426.00 |
| DEBRIS REMOVAL CHARGES | 清泥頭費 | \$0.00 | \$0.00 | \$0.00 | \$0.00 | \$0.00 | \$0.00 | \$0.00 | \$0.00 | \$0.00 | \$0.00 | \$0.00 | \$0.00 | \$0.00 |
| ELECTRICITY | 電費 | \$16,220.00 | \$17,128.00 | \$14,802.00 | \$15,515.00 | \$15,922.00 | \$18,833.00 | \$17,413.00 | \$18,104.00 | \$18,245.00 | \$17,157.00 | \$19,097.00 | \$54,738.14 | \$243,174.14 |
| LEGAL FEE | 訴訟費 | \$0.00 | \$0.00 | \$0.00 | \$0.00 | \$0.00 | \$0.00 | \$0.00 | \$0.00 | \$0.00 | \$0.00 | \$0.00 | \$0.00 | \$0.00 |
| MAINTENANCE, REPAIR & INSTALLATION | 保養維修 | | | | | | | | | | | | | |
| CONCRETE AND SCAFFOLDING | 外牆維修及搭棚 | \$0.00 | \$0.00 | \$0.00 | \$0.00 | \$0.00 | \$0.00 | \$0.00 | \$0.00 | \$0.00 | \$0.00 | \$0.00 | \$24,204.00 | \$24,204.00 |
| DRAINAGE, ELECTRICALS & PUMPS | 水電保養維修 | \$935.00 | \$895.28 | \$0.00 | \$6,912.00 | \$1,138.56 | \$45.00 | \$3,292.00 | \$74.00 | \$0.00 | \$773.41 | \$40.00 | \$300.00 | \$14,405.25 |
| SECURITY SYSTEM | 保安系統 | \$1,375.00 | \$1,375.00 | \$1,375.00 | \$1,375.00 | \$3,825.00 | \$4,725.00 | \$1,375.00 | \$10,876.00 | \$1,375.00 | \$1,375.00 | \$1,375.00 | \$1,375.00 | \$31,801.00 |
| FIRE FIGHTING SYSTEM | 消防保養 | \$2,265.00 | \$0.00 | \$0.00 | \$2,340.00 | \$0.00 | \$0.00 | \$2,340.00 | \$0.00 | \$2,340.00 | \$0.00 | \$2,581.00 | \$0.00 | \$11,866.00 |
| LIFTS | 升降機 | \$2,990.00 | \$2,990.00 | \$2,990.00 | \$2,990.00 | \$2,990.00 | \$15,280.00 | \$2,990.00 | \$2,990.00 | \$2,990.00 | \$2,990.00 | \$2,990.00 | \$2,990.00 | \$48,170.00 |
| MANAGER'S REMUNERATION 4% | 管理酬金 4% | \$2,759.27 | \$2,713.68 | \$2,674.55 | \$2,974.54 | \$3,108.66 | \$3,379.69 | \$2,905.65 | \$3,091.52 | \$2,810.89 | \$2,735.94 | \$1,460.36 | \$5,240.83 | \$35,855.58 |
| MAINTENANCE FUND 11% | 維修基金 11% | \$7,587.99 | \$7,462.63 | \$7,355.01 | \$8,179.99 | \$8,548.83 | \$9,294.15 | \$7,990.54 | \$8,501.68 | \$7,729.93 | \$7,523.83 | \$4,015.99 | \$14,412.27 | \$98,602.84 |
| SECURITY GUARD SERVICE CHARGES | 保安費 | \$23,579.00 | \$23,579.00 | \$23,579.00 | \$23,579.00 | \$23,579.00 | \$23,579.00 | \$23,579.00 | \$23,579.00 | \$23,579.00 | \$23,579.00 | (\$11,191.80) | \$23,579.00 | \$248,177.20 |
| PEST CONTROL | 殺蟲滅鼠 | \$0.00 | \$0.00 | \$0.00 | \$0.00 | \$0.00 | \$0.00 | \$0.00 | \$0.00 | \$0.00 | \$0.00 | \$0.00 | \$0.00 | \$0.00 |
| PRINTING AND STATIONERY | 印刷及廣告費 | \$0.00 | \$0.00 | \$0.00 | \$0.00 | \$0.00 | \$0.00 | \$0.00 | \$0.00 | \$0.00 | \$476.16 | \$0.00 | \$680.84 | \$1,157.00 |
| STAFF COST ALLOCATION | 人力成本調配 | \$5,317.27 | \$5,317.27 | \$5,317.27 | \$5,317.27 | \$5,317.27 | \$5,317.27 | \$5,317.27 | \$5,317.27 | \$5,317.27 | \$5,317.27 | \$5,317.27 | \$5,317.27 | \$63,807.24 |
| SUNDRY EXPENSES | 什項支出 | \$0.00 | \$0.00 | \$2,500.00 | \$0.00 | \$8,540.00 | \$0.00 | \$0.00 | \$0.00 | \$90.86 | \$0.00 | \$0.00 | \$614.30 | \$11,745.16 |
| TELEPHONE | 電話費 | \$765.00 | \$765.00 | \$765.00 | \$799.76 | \$869.28 | \$765.00 | \$799.50 | \$799.50 | \$799.50 | \$799.50 | \$765.00 | \$868.50 | \$9,560.54 |
| WATER FEE | 水費 | \$0.00 | \$257.00 | \$0.00 | \$0.00 | \$0.00 | \$412.50 | \$0.00 | \$0.00 | \$0.00 | \$395.60 | \$0.00 | \$0.00 | \$1,065.10 |
| TOTAL EXPENSES | 總支出 | \$105,358.50 | \$107,733.90 | \$108,474.86 | \$122,936.75 | \$116,768.63 | \$128,394.81 | \$112,662.33 | \$118,540.67 | \$106,869.31 | \$110,941.20 | \$69,226.94 | \$184,348.83 | \$1,392,256.73 |
| SURPLUS / (DEFICIT) FOR THE PERIOD | 本期盈餘/(赤字) | \$24,138.00 | \$21,362.60 | \$20,421.64 | \$5,959.75 | \$11,927.87 | \$701.69 | \$16,432.17 | \$13,402.81 | \$24,449.04 | \$21,003.79 | \$70,265.24 | (\$60,797.75) | \$169,266.85 |
| SURPLUS / (DEFICIT) B/F | 承上結存 | \$5,034,801.65 | \$5,058,939.65 | \$5,080,302.25 | \$5,100,723.89 | \$5,106,683.64 | \$5,118,611.51 | \$5,119,313.20 | \$5,135,745.37 | \$5,149,148.18 | \$5,173,597.22 | \$5,194,601.01 | \$5,264,866.25 | \$5,034,801.65 |
| ACCUM.SURPLUS / (DEFICIT) C/F | 累積盈餘/(赤字) | \$5,058,939.65 | \$5,080,302.25 | \$5,100,723.89 | \$5,106,683.64 | \$5,118,611.51 | \$5,119,313.20 | \$5,135,745.37 | \$5,149,148.18 | \$5,173,597.22 | \$5,194,601.01 | \$5,264,866.25 | \$5,204,068.50 | \$5,204,068.50 |



T.L.60
HONG KONG GARDENS - CARPARK B 豪景花園車場 B
STATEMENT OF COMPREHENSIVE INCOME 收支報告表
(FORMERLY KNOWN AS INCOME & EXPENDITURE ACCOUNT)

| | | Jan-22 (一月) | Feb-22 (二月) | Mar-22 (三月) | Apr-22 (四月) | May-22 (五月) | Jun-22 (六月) | Jul-22 (七月) | Aug-22 (八月) | Sep-22 (九月) | Oct-22 (十月) | Nov-22 (十一月) | Dec-22 (十二月) | 1-12/2022 TOTAL總計 |
|-------------------------------------|-----------|----------------|----------------|----------------|----------------|----------------|----------------|----------------|----------------|----------------|----------------|----------------|----------------|----------------------|
| INCOME: | 收入 | | | | | | | | | | | | | |
| MANAGEMENT FEE RECEIVED | 管理費收入 | \$108,300.00 | \$108,300.00 | \$108,300.00 | \$108,300.00 | \$108,300.00 | \$108,300.00 | \$108,300.00 | \$108,300.00 | \$108,300.00 | \$108,300.00 | \$108,300.00 | \$108,300.00 | \$1,299,600.00 |
| LESS: SINKING FUND | 減：儲備基金 | (\$5,415.00) | (\$5,415.00) | (\$5,415.00) | (\$5,415.00) | (\$5,415.00) | (\$5,415.00) | (\$5,415.00) | (\$5,415.00) | (\$5,415.00) | (\$5,415.00) | (\$5,415.00) | (\$5,415.00) | (\$64,980.00) |
| LESS: PROVISION FOR BAD DEBT - M.F. | 管理費壞賬撥備 | \$0.00 | \$0.00 | \$0.00 | \$0.00 | \$0.00 | \$0.00 | \$0.00 | \$0.00 | \$0.00 | \$0.00 | \$0.00 | \$0.00 | \$0.00 |
| ADD: BAD DEBT (M.F.) WRITTEN BACK | 收回管理費壞賬 | \$0.00 | \$0.00 | \$0.00 | \$0.00 | \$0.00 | \$0.00 | \$0.00 | \$0.00 | \$0.00 | \$0.00 | \$0.00 | \$0.00 | \$0.00 |
| INSURANCE AND OTHER COMPENSATION | 保險及其他賠償 | \$0.00 | \$0.00 | \$0.00 | \$0.00 | \$0.00 | \$0.00 | \$0.00 | \$0.00 | \$0.00 | \$0.00 | \$0.00 | \$0.00 | \$0.00 |
| LEGAL FEE RECOVERED | 訴訟費收入 | \$0.00 | \$0.00 | \$0.00 | \$0.00 | \$0.00 | \$0.00 | \$0.00 | \$0.00 | \$0.00 | \$0.00 | \$0.00 | \$0.00 | \$0.00 |
| INTEREST INCOME | 利息收入 | \$0.00 | \$0.00 | \$0.00 | \$0.00 | \$0.00 | \$0.00 | \$0.00 | \$0.00 | \$0.00 | \$0.00 | \$0.00 | \$0.00 | \$0.00 |
| SUNDRY INCOME | 什項收入 | \$200.00 | \$0.00 | \$0.00 | \$600.00 | \$300.00 | \$600.00 | \$200.00 | \$2,196.32 | \$1,816.35 | \$2,317.30 | \$7,951.11 | \$3,457.66 | \$19,638.74 |
| | | \$103,085.00 | \$102,885.00 | \$102,885.00 | \$103,485.00 | \$103,185.00 | \$103,485.00 | \$103,085.00 | \$105,081.32 | \$104,701.35 | \$105,202.30 | \$110,836.11 | \$106,342.66 | \$1,254,258.74 |
| EXPENSES: | 減：支出 | | | | | | | | | | | | | |
| APPORTIONMENT OF GARDENS EXPENSES | 公共費用之分攤 | \$20,808.98 | \$23,755.76 | \$25,247.51 | \$29,913.96 | \$21,900.26 | \$24,965.44 | \$23,283.56 | \$23,710.96 | \$20,830.47 | \$25,808.28 | \$21,778.01 | \$26,921.19 | \$288,924.38 |
| AUDITORS REMUNERATION | 核數費 | \$0.00 | \$0.00 | \$0.00 | \$0.00 | \$0.00 | \$0.00 | \$0.00 | \$0.00 | \$0.00 | \$0.00 | \$0.00 | \$818.08 | \$818.08 |
| CARPARK EQUIPMENT | 車場設備 | \$0.00 | \$0.00 | \$0.00 | \$0.00 | \$0.00 | \$0.00 | \$0.00 | \$10.15 | \$0.00 | \$0.00 | \$0.00 | \$0.00 | \$10.15 |
| CONSULTING FEE | 諮詢費 | \$0.00 | \$0.00 | \$0.00 | \$0.00 | \$0.00 | \$0.00 | \$0.00 | \$0.00 | \$0.00 | \$0.00 | \$0.00 | \$0.00 | \$0.00 |
| CLEANING EXPENSES | 清潔費 | \$15,535.50 | \$15,535.50 | \$15,535.50 | \$15,535.50 | \$15,535.50 | \$15,535.50 | \$15,535.50 | \$15,535.50 | \$15,535.50 | \$15,535.50 | \$15,535.50 | \$15,535.50 | \$186,426.00 |
| DEBRIS REMOVAL CHARGES | 清泥頭費 | \$0.00 | \$0.00 | \$0.00 | \$0.00 | \$0.00 | \$0.00 | \$0.00 | \$0.00 | \$0.00 | \$0.00 | \$0.00 | \$0.00 | \$0.00 |
| ELECTRICITY | 電費 | \$15,176.00 | \$16,189.00 | \$14,355.00 | \$14,797.00 | \$12,053.00 | \$14,572.00 | \$21,874.00 | \$22,646.00 | \$22,914.00 | \$21,129.00 | \$19,201.00 | \$37,892.20 | \$232,798.20 |
| MAINTENANCE, REPAIR & INSTALLATION | 保養維修 | | | | | | | | | | | | | |
| CONCRETE AND SCAFFOLDING | 外牆維修及搭棚 | \$0.00 | \$0.00 | \$0.00 | \$0.00 | \$0.00 | \$0.00 | \$0.00 | \$0.00 | \$0.00 | \$0.00 | \$0.00 | \$0.00 | \$0.00 |
| DRAINAGE, ELECTRICALS & PUMPS | 水電保養維修 | \$1,395.00 | \$715.74 | \$17,000.00 | \$460.00 | \$660.85 | \$84.00 | \$1,492.00 | \$51,528.00 | \$48.00 | \$760.56 | \$56.00 | \$0.00 | \$74,200.15 |
| SECURITY SYSTEM | 保安系統 | \$1,375.00 | \$1,375.00 | \$1,375.00 | \$1,375.00 | \$3,825.00 | \$1,375.00 | \$1,375.00 | \$4,965.00 | \$1,375.00 | \$1,375.00 | \$1,375.00 | \$1,375.00 | \$22,540.00 |
| FIRE FIGHTING SYSTEM | 消防保養 | \$0.00 | \$0.00 | \$0.00 | \$0.00 | \$0.00 | \$0.00 | \$0.00 | \$0.00 | \$0.00 | \$0.00 | \$7,381.00 | \$8,000.00 | \$15,381.00 |
| MANAGER'S REMUNERATION 4% | 管理酬金 4% | \$2,483.05 | \$2,496.40 | \$3,074.41 | \$2,456.66 | \$2,431.90 | \$2,606.45 | \$3,156.23 | \$4,940.74 | \$2,743.31 | \$2,712.40 | \$1,494.90 | \$3,737.89 | \$34,334.34 |
| MAINTENANCE FUND 11% | 維修基金 11% | \$6,828.40 | \$6,865.11 | \$8,454.64 | \$6,755.81 | \$6,687.73 | \$7,167.75 | \$8,679.64 | \$13,587.02 | \$7,544.10 | \$7,459.11 | \$4,110.98 | \$10,279.20 | \$94,419.49 |
| SECURITY GUARD SERVICE CHARGES | 保安費 | \$23,579.00 | \$23,579.00 | \$23,579.00 | \$23,579.00 | \$23,579.00 | \$23,579.00 | \$23,579.00 | \$23,579.00 | \$23,579.00 | \$23,579.00 | (\$11,191.80) | \$23,579.00 | \$248,177.20 |
| PEST CONTROL | 殺蟲滅鼠 | \$0.00 | \$0.00 | \$0.00 | \$0.00 | \$0.00 | \$0.00 | \$0.00 | \$0.00 | \$0.00 | \$0.00 | \$0.00 | \$0.00 | \$0.00 |
| PRINTING AND STATIONERY | 印刷及廣告費 | \$0.00 | \$0.00 | \$0.00 | \$0.00 | \$0.00 | \$0.00 | \$0.00 | \$0.00 | \$0.00 | \$380.67 | \$0.00 | \$413.55 | \$794.22 |
| STAFF COST ALLOCATION | 人力成本調配 | \$4,250.83 | \$4,250.83 | \$4,250.83 | \$4,250.83 | \$4,250.83 | \$4,250.83 | \$4,250.83 | \$4,250.83 | \$4,250.83 | \$4,250.83 | \$4,250.83 | \$4,250.83 | \$51,009.96 |
| SUNDRY EXPENSES | 什項支出 | \$0.00 | \$0.00 | \$0.00 | \$461.42 | \$45.00 | \$5,000.00 | \$10,000.00 | \$0.00 | \$80.86 | \$0.00 | \$0.00 | \$519.60 | \$16,106.88 |
| TELEPHONE | 電話費 | \$765.00 | \$765.00 | \$765.00 | \$792.80 | \$848.40 | \$765.00 | \$799.50 | \$799.50 | \$799.50 | \$799.50 | \$765.00 | \$868.50 | \$9,532.70 |
| WATER FEE | 水費 | \$0.00 | \$0.00 | \$0.00 | \$164.90 | \$0.00 | \$0.00 | \$0.00 | \$204.40 | \$0.00 | \$0.00 | \$0.00 | \$195.00 | \$564.30 |
| TOTAL EXPENSES | 總支出 | \$92,196.76 | \$95,527.34 | \$113,636.89 | \$100,542.88 | \$91,817.47 | \$99,900.97 | \$114,025.26 | \$165,757.10 | \$99,700.57 | \$103,789.85 | \$64,756.42 | \$134,385.54 | \$1,276,037.05 |
| SURPLUS / (DEFICIT) FOR THE PERIOD | 本期盈餘/(赤字) | \$10,888.24 | \$7,357.66 | (\$10,751.89) | \$2,942.12 | \$11,367.53 | \$3,584.03 | (\$10,940.26) | (\$60,675.78) | \$5,000.78 | \$1,412.45 | \$46,079.69 | (\$28,042.88) | (\$21,778.31) |
| SURPLUS / (DEFICIT) B/F | 承上結存 | \$3,542,549.60 | \$3,553,437.84 | \$3,560,795.50 | \$3,550,043.61 | \$3,552,985.73 | \$3,564,353.26 | \$3,567,937.29 | \$3,556,997.03 | \$3,496,321.25 | \$3,501,322.03 | \$3,502,734.48 | \$3,548,814.17 | \$3,542,549.60 |
| ACCUM. SURPLUS / (DEFICIT) C/F | 累積盈餘/(赤字) | \$3,553,437.84 | \$3,560,795.50 | \$3,550,043.61 | \$3,552,985.73 | \$3,564,353.26 | \$3,567,937.29 | \$3,556,997.03 | \$3,496,321.25 | \$3,501,322.03 | \$3,502,734.48 | \$3,548,814.17 | \$3,520,771.29 | \$3,520,771.29 |



T.L.60
HONG KONG GARDENS - CARPARK C 豪景花園車場 C
STATEMENT OF COMPREHENSIVE INCOME 收支報告表
(FORMERLY KNOWN AS INCOME & EXPENDITURE ACCOUNT)

| | | Jan-22 (一月) | Feb-22 (二月) | Mar-22 (三月) | Apr-22 (四月) | May-22 (五月) | Jun-22 (六月) | Jul-22 (七月) | Aug-22 (八月) | Sep-22 (九月) | Oct-22 (十月) | Nov-22 (十一月) | Dec-22 (十二月) | 1-12/2022 TOTAL總計 |
|-------------------------------------|-----------|----------------|----------------|----------------|----------------|----------------|----------------|----------------|----------------|----------------|----------------|----------------|----------------|----------------------|
| INCOME: | 收入 | | | | | | | | | | | | | |
| MANAGEMENT FEE RECEIVED | 管理費收入 | \$137,361.00 | \$137,361.00 | \$137,361.00 | \$137,361.00 | \$137,361.00 | \$137,361.00 | \$137,361.00 | \$137,361.00 | \$137,361.00 | \$137,361.00 | \$137,361.00 | \$137,361.00 | \$1,648,332.00 |
| LESS: SINKING FUND | 減：儲備基金 | (\$6,868.05) | (\$6,868.05) | (\$6,868.05) | (\$6,868.05) | (\$6,868.05) | (\$6,868.05) | (\$6,868.05) | (\$6,868.05) | (\$6,868.05) | (\$6,868.05) | (\$6,868.05) | (\$6,868.05) | (\$82,416.60) |
| LESS: PROVISION FOR BAD DEBT - M.F. | 管理費壞賬撥備 | \$0.00 | \$0.00 | \$0.00 | \$0.00 | \$0.00 | \$0.00 | \$0.00 | \$0.00 | \$0.00 | \$0.00 | \$0.00 | \$0.00 | \$0.00 |
| INSURANCE AND OTHER COMPENSATION | 保險及其他賠償 | \$0.00 | \$0.00 | \$300.00 | \$300.00 | \$0.00 | \$0.00 | \$0.00 | \$9,000.00 | \$0.00 | \$0.00 | \$5,000.00 | (\$5,000.00) | \$9,600.00 |
| LEGAL FEE RECOVERED | 訴訟費收入 | \$0.00 | \$0.00 | \$0.00 | \$0.00 | \$0.00 | \$0.00 | \$0.00 | \$0.00 | \$0.00 | \$0.00 | \$0.00 | \$0.00 | \$0.00 |
| INTEREST INCOME | 利息收入 | \$0.00 | \$0.00 | \$0.00 | \$0.00 | \$0.00 | \$0.00 | \$0.00 | \$0.00 | \$0.00 | \$0.00 | \$0.00 | \$0.00 | \$0.00 |
| SUNDRY INCOME | 什項收入 | \$200.00 | \$400.00 | \$800.00 | \$200.00 | \$600.00 | \$600.00 | \$0.00 | \$2,051.59 | \$2,446.04 | \$2,418.18 | \$9,252.57 | \$3,463.75 | \$22,432.13 |
| | | \$130,692.95 | \$130,892.95 | \$131,592.95 | \$130,992.95 | \$131,092.95 | \$131,092.95 | \$130,492.95 | \$141,544.54 | \$132,938.99 | \$132,911.13 | \$144,745.52 | \$128,956.70 | \$1,597,947.53 |
| EXPENSES: | 減：支出 | | | | | | | | | | | | | |
| APPORTIONMENT OF GARDENS EXPENSES | 公共費用之分攤 | \$23,766.04 | \$27,131.58 | \$28,835.31 | \$34,164.89 | \$25,012.40 | \$28,513.16 | \$26,592.28 | \$27,080.41 | \$23,790.59 | \$29,475.77 | \$24,872.78 | \$30,746.83 | \$329,982.04 |
| AUDITORS REMUNERATION | 核數費 | \$0.00 | \$0.00 | \$0.00 | \$0.00 | \$0.00 | \$0.00 | \$0.00 | \$0.00 | \$0.00 | \$0.00 | \$0.00 | \$818.08 | \$818.08 |
| CARPARK EQUIPMENT | 車場設備 | \$0.00 | \$0.00 | \$0.00 | \$0.00 | \$0.00 | \$0.00 | \$0.00 | \$11.60 | \$0.00 | \$0.00 | \$0.00 | \$0.00 | \$11.60 |
| CONSULTING FEE | 諮詢費 | \$0.00 | \$0.00 | \$0.00 | \$0.00 | \$0.00 | \$0.00 | \$0.00 | \$0.00 | \$0.00 | \$0.00 | \$0.00 | \$0.00 | \$0.00 |
| CLEANING EXPENSES | 清潔費 | \$15,535.50 | \$15,535.50 | \$15,535.50 | \$15,535.50 | \$15,535.50 | \$15,535.50 | \$15,535.50 | \$15,535.50 | \$15,535.50 | \$15,535.50 | \$15,535.50 | \$15,535.50 | \$186,426.00 |
| DEBRIS REMOVAL CHARGES | 清泥頭費 | \$0.00 | \$0.00 | \$0.00 | \$0.00 | \$0.00 | \$0.00 | \$0.00 | \$0.00 | \$0.00 | \$0.00 | \$0.00 | \$0.00 | \$0.00 |
| ELECTRICITY | 電費 | \$14,652.00 | \$16,593.00 | \$14,096.00 | \$14,651.00 | \$16,565.00 | \$16,421.00 | \$15,623.00 | \$17,558.00 | \$17,319.00 | \$15,694.00 | \$17,949.00 | \$50,343.60 | \$227,464.60 |
| LEGAL FEE | 訴訟費 | \$0.00 | \$0.00 | \$0.00 | \$0.00 | \$0.00 | \$0.00 | \$0.00 | \$0.00 | \$0.00 | \$0.00 | \$0.00 | \$0.00 | \$0.00 |
| MAINTENANCE, REPAIR & INSTALLATION | 保養維修 | | | | | | | | | | | | | |
| CONCRETE AND SCAFFOLDING | 外牆維修及搭棚 | \$0.00 | \$0.00 | \$0.00 | \$0.00 | \$0.00 | \$0.00 | \$0.00 | \$0.00 | \$0.00 | \$0.00 | \$0.00 | \$0.00 | \$0.00 |
| DRAINAGE, ELECTRICALS & PUMPS | 水電保養維修 | \$3,915.00 | \$817.45 | \$0.00 | \$460.00 | \$658.82 | \$2,266.00 | \$1,301.45 | \$28.00 | \$56.00 | \$774.16 | \$74.00 | \$3,066.00 | \$13,416.88 |
| SECURITY SYSTEM | 保安系統 | \$1,375.00 | \$1,375.00 | \$1,375.00 | \$1,375.00 | \$3,825.00 | \$1,375.00 | (\$1,625.00) | \$7,955.00 | \$1,375.00 | \$1,375.00 | \$1,375.00 | \$1,375.00 | \$22,530.00 |
| FIRE FIGHTING SYSTEM | 消防保養 | \$0.00 | \$0.00 | \$0.00 | \$0.00 | \$0.00 | \$0.00 | \$0.00 | \$0.00 | \$0.00 | \$0.00 | \$2,581.00 | \$3,000.00 | \$5,581.00 |
| MANAGER'S REMUNERATION 4% | 管理酬金 4% | \$2,587.06 | \$2,540.79 | \$2,408.22 | \$2,469.29 | \$2,652.92 | \$2,591.86 | \$2,402.73 | \$2,862.74 | \$2,543.99 | \$2,521.87 | \$1,770.82 | \$4,349.43 | \$31,701.72 |
| MAINTENANCE FUND 11% | 維修基金 11% | \$7,114.40 | \$6,987.18 | \$6,622.59 | \$6,790.54 | \$7,295.52 | \$7,127.60 | \$6,607.52 | \$7,872.54 | \$6,995.97 | \$6,935.15 | \$4,869.77 | \$11,960.93 | \$87,179.71 |
| SECURITY GUARD SERVICE CHARGES | 保安費 | \$23,579.00 | \$23,579.00 | \$23,579.00 | \$23,579.00 | \$23,579.00 | \$23,579.00 | \$23,579.00 | \$23,579.00 | \$23,579.00 | \$23,579.00 | \$1,136.20 | \$23,579.00 | \$260,505.20 |
| PEST CONTROL | 殺蟲滅鼠 | \$0.00 | \$0.00 | \$0.00 | \$0.00 | \$0.00 | \$0.00 | \$0.00 | \$0.00 | \$0.00 | \$0.00 | \$0.00 | \$0.00 | \$0.00 |
| PRINTING AND STATIONERY | 印刷及廣告費 | \$0.00 | \$0.00 | \$0.00 | \$0.00 | \$0.00 | \$0.00 | \$0.00 | \$0.00 | \$0.00 | \$434.77 | \$0.00 | \$531.71 | \$966.48 |
| STAFF COST ALLOCATION | 人力成本調配 | \$4,854.90 | \$4,854.90 | \$4,854.90 | \$4,854.90 | \$4,854.90 | \$4,854.90 | \$4,854.90 | \$4,854.90 | \$4,854.90 | \$4,854.90 | \$4,854.90 | \$4,854.90 | \$58,258.80 |
| SUNDRY EXPENSES | 什項支出 | \$0.00 | \$0.00 | \$0.00 | \$31.74 | \$412.72 | \$0.00 | \$34.50 | (\$34.50) | \$80.86 | \$0.00 | \$0.00 | \$3,083.50 | \$3,608.82 |
| TELEPHONE | 電話費 | \$765.00 | \$765.00 | \$765.00 | \$765.00 | \$891.86 | \$765.00 | \$765.00 | \$834.00 | \$799.50 | \$799.50 | \$765.00 | \$868.50 | \$9,548.46 |
| WATER FEE | 水費 | \$0.00 | \$0.00 | \$0.00 | \$480.00 | \$0.00 | \$0.00 | \$0.00 | \$1,247.00 | \$0.00 | \$0.00 | \$0.00 | \$1,679.90 | \$3,406.90 |
| TOTAL EXPENSES | 總支出 | \$98,143.90 | \$100,179.40 | \$98,071.52 | \$105,156.86 | \$101,283.74 | \$103,029.02 | \$95,670.88 | \$109,384.19 | \$96,930.31 | \$101,979.62 | \$75,783.97 | \$155,792.88 | \$1,241,406.29 |
| SURPLUS / (DEFICIT) FOR THE PERIOD | 本期盈餘/(赤字) | \$32,549.05 | \$30,713.55 | \$33,521.43 | \$25,836.09 | \$29,809.21 | \$28,063.93 | \$34,822.07 | \$32,160.35 | \$36,008.68 | \$30,931.51 | \$68,961.55 | (\$26,836.18) | \$356,541.24 |
| SURPLUS / (DEFICIT) B/F | 承上結存 | \$2,055,045.74 | \$2,087,594.79 | \$2,118,308.34 | \$2,151,829.77 | \$2,177,665.86 | \$2,207,475.07 | \$2,235,539.07 | \$2,270,361.07 | \$2,302,521.42 | \$2,338,530.10 | \$2,369,461.61 | \$2,438,423.16 | \$2,055,045.74 |
| ACCUM.SURPLUS / (DEFICIT) C/F | 累積盈餘/(赤字) | \$2,087,594.79 | \$2,118,308.34 | \$2,151,829.77 | \$2,177,665.86 | \$2,207,475.07 | \$2,235,539.07 | \$2,270,361.07 | \$2,302,521.42 | \$2,338,530.10 | \$2,369,461.61 | \$2,438,423.16 | \$2,411,586.98 | \$2,411,586.98 |



T.L.60
HONG KONG GARDENS - CARPARK D 豪景花園車場 D
STATEMENT OF COMPREHENSIVE INCOME 收支報告表
(FORMERLY KNOWN AS INCOME & EXPENDITURE ACCOUNT)

| | | Jan-22 (一月) | Feb-22 (二月) | Mar-22 (三月) | Apr-22 (四月) | May-22 (五月) | Jun-22 (六月) | Jul-22 (七月) | Aug-22 (八月) | Sep-22 (九月) | Oct-22 (十月) | Nov-22 (十一月) | Dec-22 (十二月) | 1-12/2022 TOTAL總計 |
|-------------------------------------|-----------|----------------|----------------|----------------|----------------|----------------|----------------|----------------|----------------|----------------|----------------|----------------|------------------|----------------------|
| INCOME: | 收入 | | | | | | | | | | | | | |
| MANAGEMENT FEE RECEIVED | 管理費收入 | \$145,152.00 | \$145,152.00 | \$145,152.00 | \$145,152.00 | \$145,152.00 | \$145,152.00 | \$145,152.00 | \$145,152.00 | \$145,152.00 | \$145,152.00 | \$145,152.00 | \$145,152.00 | \$1,741,824.00 |
| LESS: SINKING FUND | 減：儲備基金 | (\$7,257.60) | (\$7,257.60) | (\$7,257.60) | (\$7,257.60) | (\$7,257.60) | (\$7,257.60) | (\$7,257.60) | (\$7,257.60) | (\$7,257.60) | (\$7,257.60) | (\$7,257.60) | (\$7,257.60) | (\$87,091.20) |
| LESS: PROVISION FOR BAD DEBT - M.F. | 管理費壞賬撥備 | \$0.00 | \$0.00 | \$0.00 | \$0.00 | \$0.00 | \$0.00 | \$0.00 | \$0.00 | \$0.00 | \$0.00 | \$0.00 | \$0.00 | \$0.00 |
| ADD: BAD DEBT (M.F.) WRITTEN BACK | 收回管理費壞賬 | \$0.00 | \$0.00 | \$0.00 | \$0.00 | \$0.00 | \$0.00 | \$0.00 | \$0.00 | \$0.00 | \$0.00 | \$0.00 | \$10,512.00 | \$10,512.00 |
| INSURANCE AND OTHER COMPENSATION | 保險及其他賠償 | \$0.00 | \$0.00 | \$0.00 | \$0.00 | \$0.00 | \$0.00 | \$0.00 | \$0.00 | \$0.00 | \$0.00 | \$0.00 | \$0.00 | \$0.00 |
| LEGAL FEE RECOVERED | 訴訟費收入 | \$0.00 | \$0.00 | \$0.00 | \$0.00 | \$0.00 | \$0.00 | \$0.00 | \$0.00 | \$0.00 | \$0.00 | \$0.00 | \$0.00 | \$0.00 |
| INTEREST INCOME | 利息收入 | \$0.00 | \$0.00 | \$0.00 | \$0.00 | \$0.00 | \$0.00 | \$0.00 | \$0.00 | \$0.00 | \$0.00 | \$0.00 | \$0.00 | \$0.00 |
| SUNDRY INCOME | 什項收入 | \$1,600.00 | \$800.00 | \$1,800.00 | \$400.00 | \$600.00 | \$1,800.00 | \$800.00 | \$7,213.08 | \$3,540.78 | \$4,328.25 | \$12,984.20 | \$5,092.03 | \$40,958.34 |
| | | \$139,494.40 | \$138,694.40 | \$139,694.40 | \$138,294.40 | \$138,494.40 | \$139,694.40 | \$138,694.40 | \$145,107.48 | \$141,435.18 | \$142,222.65 | \$150,878.60 | \$153,498.43 | \$1,706,203.14 |
| EXPENSES: | 減：支出 | | | | | | | | | | | | | |
| APPORTIONMENT OF GARDENS EXPENSES | 公共費用之分攤 | \$32,710.25 | \$37,342.38 | \$39,687.31 | \$47,022.64 | \$34,425.67 | \$39,243.92 | \$36,600.12 | \$37,271.97 | \$32,744.04 | \$40,568.81 | \$34,233.50 | \$42,318.22 | \$454,168.83 |
| AUDITORS REMUNERATION | 核數費 | \$0.00 | \$0.00 | \$0.00 | \$0.00 | \$0.00 | \$0.00 | \$0.00 | \$0.00 | \$0.00 | \$0.00 | \$0.00 | \$818.08 | \$818.08 |
| CARPARK EQUIPMENT | 車場設備 | \$0.00 | \$0.00 | \$0.00 | \$0.00 | \$0.00 | \$0.00 | \$0.00 | \$15.98 | \$0.00 | \$0.00 | \$0.00 | \$0.00 | \$15.98 |
| CONSULTING FEE | 諮詢費 | \$0.00 | \$0.00 | \$0.00 | \$0.00 | \$0.00 | \$0.00 | \$0.00 | \$0.00 | \$0.00 | \$0.00 | \$0.00 | \$0.00 | \$0.00 |
| CLEANING EXPENSES | 清潔費 | \$15,535.50 | \$15,535.50 | \$15,535.50 | \$15,535.50 | \$15,535.50 | \$15,535.50 | \$15,535.50 | \$15,535.50 | \$15,535.50 | \$15,535.50 | \$15,535.50 | \$15,535.50 | \$186,426.00 |
| DEBRIS REMOVAL CHARGES | 清泥頭費 | \$0.00 | \$0.00 | \$0.00 | \$0.00 | \$0.00 | \$0.00 | \$0.00 | \$0.00 | \$0.00 | \$0.00 | \$0.00 | \$0.00 | \$0.00 |
| ELECTRICITY | 電費 | \$11,684.00 | \$13,313.00 | \$11,242.00 | \$11,579.00 | \$12,991.00 | \$12,805.00 | \$12,292.00 | \$13,194.00 | \$12,985.00 | \$12,203.00 | \$14,397.00 | \$56,708.52 | \$195,393.52 |
| LEGAL FEE | 訴訟費 | \$0.00 | \$0.00 | \$0.00 | \$0.00 | \$0.00 | \$0.00 | \$0.00 | \$0.00 | \$0.00 | \$0.00 | \$0.00 | \$0.00 | \$0.00 |
| MAINTENANCE, REPAIR & INSTALLATION | 保養維修 | | | | | | | | | | | | | |
| CONCRETE AND SCAFFOLDING | 外牆維修及搭棚 | \$0.00 | \$0.00 | \$0.00 | \$0.00 | \$0.00 | \$0.00 | \$0.00 | \$0.00 | \$0.00 | \$0.00 | \$0.00 | \$0.00 | \$0.00 |
| DRAINAGE, ELECTRICALS & PUMPS | 水電保養維修 | \$2,419.00 | \$1,529.10 | \$0.00 | \$6,904.00 | \$945.77 | \$28.00 | \$4,234.00 | \$52.00 | \$48.00 | \$1,253.87 | \$2,798.00 | \$859,688.00 | \$879,899.74 |
| SECURITY SYSTEM | 保安系統 | \$1,375.00 | \$1,375.00 | \$1,375.00 | \$1,375.00 | \$3,825.00 | \$1,375.00 | \$1,375.00 | \$6,460.00 | \$1,375.00 | \$1,375.00 | \$1,375.00 | \$1,375.00 | \$24,035.00 |
| FIRE FIGHTING SYSTEM | 消防保養 | \$0.00 | \$0.00 | \$0.00 | \$0.00 | \$2,800.00 | \$0.00 | \$0.00 | \$0.00 | \$0.00 | \$0.00 | \$2,581.00 | \$0.00 | \$5,381.00 |
| MANAGER'S REMUNERATION 4% | 管理酬金 4% | \$2,481.58 | \$2,511.14 | \$2,442.14 | \$2,678.04 | \$2,707.95 | \$2,430.78 | \$2,990.44 | \$2,669.90 | \$2,443.79 | \$2,481.05 | \$1,878.31 | \$38,741.67 | \$66,456.79 |
| MAINTENANCE FUND 11% | 維修基金 11% | \$6,824.35 | \$6,905.65 | \$6,715.89 | \$7,364.60 | \$7,446.87 | \$6,684.65 | \$8,223.71 | \$7,342.21 | \$6,720.43 | \$6,822.89 | \$5,165.35 | \$108,539.59 | \$182,756.19 |
| SECURITY GUARD SERVICE CHARGES | 保安費 | \$23,579.00 | \$23,579.00 | \$23,579.00 | \$23,579.00 | \$23,579.00 | \$23,579.00 | \$23,579.00 | \$23,579.00 | \$23,579.00 | \$23,579.00 | \$1,136.20 | \$23,579.00 | \$280,505.20 |
| PEST CONTROL | 殺蟲滅鼠 | \$0.00 | \$0.00 | \$0.00 | \$0.00 | \$0.00 | \$0.00 | \$0.00 | \$0.00 | \$0.00 | \$0.00 | \$0.00 | \$0.00 | \$0.00 |
| PRINTING AND STATIONERY | 印刷及廣告費 | \$0.00 | \$0.00 | \$0.00 | \$0.00 | \$0.00 | \$0.00 | \$0.00 | \$0.00 | \$0.00 | \$598.40 | \$0.00 | \$551.20 | \$1,149.60 |
| STAFF COST ALLOCATION | 人力成本調配 | \$6,682.00 | \$6,682.00 | \$6,682.00 | \$6,682.00 | \$6,682.00 | \$6,682.00 | \$6,682.00 | \$6,682.00 | \$6,682.00 | \$6,682.00 | \$6,682.00 | \$6,682.00 | \$80,184.00 |
| SUNDRY EXPENSES | 什項支出 | \$0.00 | \$0.00 | \$1,875.00 | \$43.70 | \$400.76 | \$0.00 | \$10,298.50 | (\$34.50) | \$90.86 | \$0.00 | \$1,688.00 | \$2,455.40 | \$16,817.72 |
| TELEPHONE | 電話費 | \$765.00 | \$765.00 | \$765.00 | \$765.00 | \$939.80 | \$765.00 | \$765.00 | \$834.00 | \$799.50 | \$799.50 | \$765.00 | \$868.50 | \$9,596.30 |
| WATER FEE | 水費 | \$0.00 | \$0.00 | \$0.00 | \$487.70 | \$0.00 | \$0.00 | \$0.00 | \$429.40 | \$0.00 | \$0.00 | \$0.00 | \$280.50 | \$1,197.60 |
| TOTAL EXPENSES | 總支出 | \$104,055.68 | \$109,537.77 | \$109,898.84 | \$124,016.18 | \$112,279.32 | \$109,128.85 | \$122,575.27 | \$114,031.46 | \$103,003.12 | \$111,899.02 | \$88,234.86 | \$1,156,141.18 | \$2,364,801.55 |
| SURPLUS / (DEFICIT) FOR THE PERIOD | 本期盈餘/(赤字) | \$35,438.72 | \$29,156.63 | \$29,795.56 | \$14,278.22 | \$26,215.08 | \$30,565.55 | \$16,119.13 | \$31,076.02 | \$38,432.06 | \$30,323.63 | \$62,643.74 | (\$1,002,642.75) | (\$658,598.41) |
| SURPLUS / (DEFICIT) B/F | 承上結存 | \$2,195,387.61 | \$2,230,826.33 | \$2,259,982.96 | \$2,289,778.52 | \$2,304,056.74 | \$2,330,271.82 | \$2,360,837.37 | \$2,376,956.50 | \$2,408,032.52 | \$2,446,464.58 | \$2,476,788.21 | \$2,539,431.95 | \$2,195,387.61 |
| ACCUM.SURPLUS / (DEFICIT) C/F | 累積盈餘/(赤字) | \$2,230,826.33 | \$2,259,982.96 | \$2,289,778.52 | \$2,304,056.74 | \$2,330,271.82 | \$2,360,837.37 | \$2,376,956.50 | \$2,408,032.52 | \$2,446,464.58 | \$2,476,788.21 | \$2,539,431.95 | \$1,536,789.20 | \$1,536,789.20 |



T.L.60
H. K. GARDEN - COMMERCIAL COMPLEX 豪景花園 - 商場
STATEMENT OF COMPREHENSIVE INCOME 收支報告表
(FORMERLY KNOWN AS INCOME & EXPENDITURE ACCOUNT)

| | | Jan-22 (一月) | Feb-22 (二月) | Mar-22 (三月) | Apr-22 (四月) | May-22 (五月) | Jun-22 (六月) | Jul-22 (七月) | Aug-22 (八月) | Sep-22 (九月) | Oct-22 (十月) | Nov-22 (十一月) | Dec-22 (十二月) | 1-12/2022 TOTAL總計 |
|------------------------------------|-----------|--------------|----------------|----------------|----------------|----------------|----------------|----------------|----------------|---------------|----------------|----------------|----------------|----------------------|
| INCOME: | 收入 | | | | | | | | | | | | | |
| MANAGEMENT FEE RECEIVED | 管理費收入 | \$177,606.00 | \$177,606.00 | \$177,606.00 | \$177,606.00 | \$177,606.00 | \$177,606.00 | \$177,606.00 | \$177,606.00 | \$177,606.00 | \$177,606.00 | \$177,606.00 | \$177,606.00 | \$2,131,272.00 |
| LESS: SINKING FUND | 減：儲備基金 | (\$8,880.30) | (\$8,880.30) | (\$8,880.30) | (\$8,880.30) | (\$8,880.30) | (\$8,880.30) | (\$8,880.30) | (\$8,880.30) | (\$8,880.30) | (\$8,880.30) | (\$8,880.30) | (\$8,880.30) | (\$106,563.60) |
| TELECOM STATION INCOME | 電話台收入 | \$77,470.00 | \$77,470.00 | \$77,470.00 | \$77,470.00 | \$77,470.00 | \$77,470.00 | \$77,470.00 | \$77,470.00 | \$77,470.00 | \$77,470.00 | \$77,470.00 | \$77,470.00 | \$929,640.00 |
| LESS: PROPERTY TAX OF TELECOM | 減：電訊物業稅 | \$0.00 | \$0.00 | \$0.00 | \$0.00 | \$0.00 | \$0.00 | \$0.00 | \$0.00 | (\$27,888.40) | \$0.00 | \$0.00 | (\$83,668.00) | (\$111,556.40) |
| INSURANCE AND OTHER COMPENSATION | 保險及其他賠償 | \$0.00 | \$0.00 | \$0.00 | \$0.00 | \$0.00 | \$0.00 | \$0.00 | \$0.00 | \$0.00 | \$8,000.00 | \$0.00 | (\$8,000.00) | \$0.00 |
| SUNDRY INCOME | 什項收入 | \$0.00 | \$0.00 | \$0.00 | \$0.00 | \$0.00 | \$0.00 | \$0.00 | \$0.00 | \$0.00 | \$0.00 | \$0.00 | \$0.00 | \$0.00 |
| | | \$246,195.70 | \$246,195.70 | \$246,195.70 | \$246,195.70 | \$246,195.70 | \$246,195.70 | \$246,195.70 | \$246,195.70 | \$218,307.30 | \$254,195.70 | \$246,195.70 | \$154,527.70 | \$2,842,792.00 |
| EXPENSES: | 減：支出 | | | | | | | | | | | | | |
| APPORTIONMENT OF GARDEN EXPENSE | 公共費用之分攤 | \$2,190.42 | \$2,500.61 | \$2,657.63 | \$3,148.84 | \$2,305.29 | \$2,627.94 | \$2,450.90 | \$2,495.89 | \$2,192.68 | \$2,716.66 | \$2,292.42 | \$2,833.81 | \$30,413.09 |
| AUDITORS REMUNERATION | 核數費 | \$0.00 | \$0.00 | \$0.00 | \$0.00 | \$0.00 | \$0.00 | \$0.00 | \$0.00 | \$0.00 | \$0.00 | \$0.00 | \$818.08 | \$818.08 |
| AIR CONDITION SYSTEM | 冷氣系統 | \$6,500.00 | \$8,400.00 | \$6,500.00 | \$6,500.00 | \$6,500.00 | \$6,500.00 | \$6,500.00 | \$104,600.00 | \$6,500.00 | \$6,500.00 | \$6,500.00 | \$6,500.00 | \$178,000.00 |
| GOVERNMENT RENT/RATES | 地租/差餉 | \$8,001.00 | \$0.00 | \$0.00 | \$7,371.00 | \$0.00 | \$0.00 | \$7,371.00 | \$0.00 | \$0.00 | \$7,371.00 | \$0.00 | \$0.00 | \$30,114.00 |
| CONSULTING FEE | 諮詢費 | \$0.00 | \$0.00 | \$0.00 | \$0.00 | \$0.00 | \$0.00 | \$0.00 | \$0.00 | \$0.00 | \$0.00 | \$0.00 | \$0.00 | \$0.00 |
| CLEANING EXPENSES | 清潔費 | \$48,849.00 | \$51,789.00 | \$48,849.00 | \$51,789.00 | \$48,849.00 | \$48,849.00 | \$51,005.00 | \$48,849.00 | \$48,849.00 | \$51,005.00 | \$51,005.00 | \$52,979.00 | \$602,666.00 |
| DEBRIS REMOVAL CHARGES | 清泥頭費 | \$0.00 | \$0.00 | \$0.00 | \$0.00 | \$0.00 | \$0.00 | \$0.00 | \$0.00 | \$0.00 | \$0.00 | \$0.00 | \$0.00 | \$0.00 |
| ELECTRICITY | 電費 | \$27,369.69 | \$25,602.67 | \$26,176.69 | \$35,132.35 | \$34,594.69 | \$34,718.35 | \$36,887.69 | \$37,428.69 | \$41,565.35 | \$41,001.69 | \$39,630.35 | \$38,306.69 | \$418,414.90 |
| FESTIVAL DECORATION EXPENSES | 節日裝飾 | \$0.00 | \$0.00 | \$0.00 | \$0.00 | \$693.00 | \$0.00 | \$0.00 | \$3,280.00 | \$0.00 | \$0.00 | \$0.00 | \$0.00 | \$3,973.00 |
| FURNITURE, FIXTURES & EQUIPMENT | 商場設備 | \$0.00 | \$0.00 | \$0.00 | \$0.00 | \$0.00 | \$0.00 | \$0.00 | \$0.00 | \$0.00 | \$0.00 | \$0.00 | \$0.00 | \$0.00 |
| GENERATOR | 發電機 | \$800.00 | \$800.00 | \$800.00 | \$4,540.00 | \$800.00 | \$800.00 | \$800.00 | \$800.00 | \$800.00 | \$800.00 | \$800.00 | \$800.00 | \$13,340.00 |
| MAINTENANCE, REPAIR & INSTALLATION | 保養維修 | | | | | | | | | | | | | |
| CONCRETE AND SCAFFOLDING | 外牆維修及搭棚 | \$0.00 | \$0.00 | \$0.00 | \$0.00 | \$0.00 | \$0.00 | \$0.00 | \$0.00 | \$0.00 | \$0.00 | \$0.00 | \$0.00 | \$0.00 |
| DRAINAGE, ELECTRICALS & PUMPS | 水電保養維修 | \$4,184.00 | \$0.00 | \$330.00 | \$1,208.00 | \$128.00 | \$20.00 | \$519.00 | \$162,930.00 | \$0.00 | \$460.00 | \$0.00 | \$1,160.00 | \$170,939.00 |
| SECURITY SYSTEM | 保安系統 | \$0.00 | \$0.00 | \$0.00 | \$0.00 | \$0.00 | \$0.00 | \$0.00 | \$0.00 | \$0.00 | \$0.00 | \$0.00 | \$0.00 | \$0.00 |
| FIRE FIGHTING SYSTEM | 消防保養 | \$2,265.00 | \$0.00 | \$0.00 | \$2,340.00 | \$0.00 | \$38,000.00 | \$2,340.00 | \$0.00 | \$2,340.00 | \$0.00 | \$0.00 | \$0.00 | \$47,285.00 |
| LIFTS | 升降機 | \$26,027.00 | \$26,027.00 | \$26,027.00 | \$26,027.00 | \$26,027.00 | \$27,127.00 | \$26,027.00 | \$37,527.00 | \$26,027.00 | \$26,027.00 | \$30,827.00 | \$28,427.00 | \$332,124.00 |
| MANAGER'S REMUNERATION 4% | 管理酬金 4% | \$6,849.47 | \$6,502.34 | \$6,236.91 | \$7,354.20 | \$6,629.46 | \$8,170.11 | \$7,221.22 | \$17,806.85 | \$6,932.89 | \$7,274.61 | \$5,238.17 | \$7,087.67 | \$93,303.90 |
| MAINTENANCE FUND 11% | 維修基金 11% | \$18,836.04 | \$17,881.44 | \$17,151.50 | \$20,224.06 | \$18,231.01 | \$22,467.79 | \$19,858.35 | \$48,968.82 | \$19,065.46 | \$20,005.18 | \$14,404.98 | \$19,491.09 | \$256,585.72 |
| PEST CONTROL | 殺蟲滅鼠 | \$0.00 | \$0.00 | \$0.00 | \$0.00 | \$0.00 | \$0.00 | \$0.00 | \$0.00 | \$0.00 | \$0.00 | \$0.00 | \$0.00 | \$0.00 |
| PRINTING AND STATIONERY | 印刷及廣告費 | \$0.00 | \$0.00 | \$0.00 | \$0.00 | \$0.00 | \$0.00 | \$0.00 | \$0.00 | \$0.00 | \$0.00 | \$0.00 | \$0.00 | \$0.00 |
| SECURITY GUARD SERVICE CHARGES | 保安費 | \$47,158.00 | \$47,158.00 | \$47,158.00 | \$47,158.00 | \$47,158.00 | \$47,158.00 | \$47,158.00 | \$47,158.00 | \$47,158.00 | \$47,158.00 | (\$378.40) | \$47,158.00 | \$518,359.60 |
| SUNDRY EXPENSES | 什項支出 | \$0.00 | \$1,062.00 | \$0.00 | \$1,677.71 | \$932.57 | \$0.00 | \$1,839.73 | \$2,515.44 | \$0.00 | \$0.00 | \$2,487.40 | \$960.00 | \$11,474.85 |
| TRAVELLING | 交通費 | \$0.00 | \$0.00 | \$0.00 | \$0.00 | \$0.00 | \$0.00 | \$0.00 | \$0.00 | \$0.00 | \$0.00 | \$0.00 | \$0.00 | \$0.00 |
| TELEPHONE | 電話費 | \$83.00 | \$83.00 | \$82.00 | \$112.00 | \$54.20 | \$82.80 | \$83.00 | \$83.00 | \$83.00 | \$82.00 | \$83.00 | \$83.00 | \$994.00 |
| WAGES / SALARIES | 薪金 | \$0.00 | \$0.00 | \$0.00 | \$0.00 | \$0.00 | \$0.00 | \$0.00 | \$0.00 | \$0.00 | \$0.00 | \$0.00 | \$0.00 | \$0.00 |
| MANDATORY PROVIDENT FUND | 強積金 | \$0.00 | \$0.00 | \$0.00 | \$0.00 | \$0.00 | \$0.00 | \$0.00 | \$0.00 | \$0.00 | \$0.00 | \$0.00 | \$0.00 | \$0.00 |
| WATER FEE | 水費 | \$0.00 | \$1,636.90 | \$0.00 | \$0.00 | \$0.00 | \$997.50 | \$0.00 | \$0.00 | \$0.00 | \$1,460.60 | \$0.00 | \$0.00 | \$4,095.00 |
| TOTAL EXPENSES | 總支出 | \$199,112.62 | \$189,442.96 | \$181,968.73 | \$214,582.16 | \$192,902.22 | \$237,518.49 | \$210,060.89 | \$514,442.69 | \$201,513.38 | \$211,861.74 | \$152,889.92 | \$206,604.34 | \$2,712,900.14 |
| SURPLUS / (DEFICIT) FOR THE PERIOD | 本期盈餘/(赤字) | \$47,083.08 | \$56,752.74 | \$64,226.97 | \$31,613.54 | \$53,293.48 | \$8,677.21 | \$36,134.81 | (\$268,246.99) | \$16,793.92 | \$42,333.96 | \$93,305.78 | (\$52,076.64) | \$129,891.86 |
| SURPLUS / (DEFICIT) B/F | 承上結存 | \$937,510.96 | \$984,594.04 | \$1,041,346.78 | \$1,105,573.75 | \$1,137,187.29 | \$1,190,480.77 | \$1,199,157.98 | \$1,235,292.79 | \$967,045.80 | \$983,839.72 | \$1,026,173.68 | \$1,119,479.46 | \$937,510.96 |
| ACCUM.SURPLUS / (DEFICIT) C/F | 累積盈餘/(赤字) | \$984,594.04 | \$1,041,346.78 | \$1,105,573.75 | \$1,137,187.29 | \$1,190,480.77 | \$1,199,157.98 | \$1,235,292.79 | \$967,045.80 | \$983,839.72 | \$1,026,173.68 | \$1,119,479.46 | \$1,067,402.82 | \$1,067,402.82 |



T.L.60
HONG KONG GARDENS
COMMON AREA (ESTATE), BLK(1 - 28) & C.P.(A, B, C & D)
STATEMENT OF COMPREHENSIVE INCOME
(FORMERLY KNOWN AS INCOME & EXPENDITURE ACCOUNT)

豪景花園
全苑, 第1-28座, 車場A-D
收支報告表

| | | Jan-22 (一月) | Feb-22 (二月) | Mar-22 (三月) | Apr-22 (四月) | May-22 (五月) | Jun-22 (六月) | Jul-22 (七月) | Aug-22 (八月) | Sep-22 (九月) | Oct-22 (十月) | Nov-22 (十一月) | Dec-22 (十二月) | 1-12/2022 TOTAL總計 |
|---|------------------|----------------|----------------|----------------|----------------|----------------|----------------|----------------|----------------|----------------|----------------|----------------|------------------|----------------------|
| INCOME: | 收入 | | | | | | | | | | | | | |
| MANAGEMENT FEE RECEIVED | 管理費收入 | \$4,999,581.00 | \$4,999,581.00 | \$4,760,191.00 | \$4,760,191.00 | \$4,912,851.00 | \$4,999,581.00 | \$4,999,581.00 | \$4,999,581.00 | \$4,999,581.00 | \$4,999,581.00 | \$4,999,581.00 | \$4,999,581.00 | \$59,429,462.00 |
| LESS: SINKING FUND | 減: 儲備基金 | (\$249,979.05) | (\$249,979.05) | (\$238,009.55) | (\$238,009.55) | (\$245,642.55) | (\$249,979.05) | (\$249,979.05) | (\$249,979.05) | (\$249,979.05) | (\$249,979.05) | (\$249,979.05) | (\$249,979.05) | (\$2,971,473.10) |
| TENNIS & SQUASH COURT INCOME | 網球、壁球場收入 | \$3,190.00 | (\$60.00) | \$0.00 | \$6,750.00 | \$19,185.00 | \$19,565.00 | \$19,535.00 | \$19,215.00 | \$16,865.00 | \$18,700.00 | \$16,530.00 | \$15,805.00 | \$155,280.00 |
| SWIMMING POOL INCOME | 泳池收入 | \$0.00 | \$0.00 | \$0.00 | \$0.00 | \$0.00 | \$31,434.00 | \$49,517.00 | \$29,303.00 | \$11,366.00 | \$0.00 | \$0.00 | \$0.00 | \$121,620.00 |
| TELECOM STATION INCOME | 電訊台收入 | \$15,000.00 | \$15,000.00 | \$15,000.00 | \$15,000.00 | \$15,000.00 | \$15,000.00 | \$15,000.00 | \$15,000.00 | \$15,000.00 | \$15,000.00 | \$15,000.00 | \$15,000.00 | \$180,000.00 |
| LESS: PROPERTY TAX OF TELECOM | 減: 電訊物業稅 | \$0.00 | \$0.00 | \$0.00 | \$0.00 | \$0.00 | \$0.00 | \$0.00 | \$0.00 | \$0.00 | \$0.00 | \$0.00 | (\$16,200.00) | (\$16,200.00) |
| INSURANCE AND OTHER COMPENSATION | 保險及其他賠償 | \$300.00 | \$3,800.00 | \$300.00 | \$9,800.00 | \$0.00 | \$0.00 | \$0.00 | \$11,500.00 | \$900.00 | \$6,507.87 | \$5,900.00 | \$260,345.35 | \$299,353.22 |
| BANK INTEREST RECEIVED | 銀行利息收入 | \$568.07 | \$562.78 | \$679.95 | \$699.86 | \$778.31 | \$778.35 | \$0.00 | \$1,404.84 | \$914.06 | \$2,504.39 | \$5,934.26 | \$263,447.98 | \$278,272.85 |
| INTEREST RECEIVED | 利息收入 | \$0.00 | \$0.00 | \$0.00 | \$0.00 | \$0.00 | \$0.00 | \$0.00 | \$0.00 | \$0.00 | \$0.00 | \$0.00 | \$0.00 | \$0.00 |
| SUNDRY INCOME | 什項收入 | \$27,382.35 | \$10,238.90 | \$17,005.65 | \$28,347.05 | \$14,065.15 | \$19,244.30 | \$24,325.00 | \$55,936.87 | \$30,658.47 | \$41,282.47 | \$55,079.56 | \$315,802.07 | \$639,367.84 |
| | | \$4,796,042.37 | \$4,779,143.63 | \$4,555,167.05 | \$4,582,778.36 | \$4,716,236.91 | \$4,835,623.60 | \$4,857,978.95 | \$4,881,961.66 | \$4,825,305.48 | \$4,833,596.68 | \$4,848,045.77 | \$5,585,334.35 | \$58,097,214.81 |
| AUDITORS REMUNERATION | 核數費 | \$0.00 | \$0.00 | \$0.00 | \$0.00 | \$0.00 | \$0.00 | \$0.00 | \$0.00 | \$0.00 | \$0.00 | \$0.00 | \$26,181.92 | \$26,181.92 |
| BANK CHARGES | 銀行費用 | \$4,817.80 | \$4,002.70 | \$4,655.80 | \$4,666.60 | \$4,674.40 | \$5,146.20 | \$5,412.00 | \$5,296.40 | \$4,864.50 | \$4,876.00 | \$4,579.80 | \$4,865.10 | \$57,857.30 |
| CARPARK EQUIPMENT | 車場設備 | \$0.00 | \$0.00 | \$0.00 | \$0.00 | \$0.00 | \$0.00 | \$0.00 | \$50.43 | \$0.00 | \$0.00 | \$0.00 | \$0.00 | \$50.43 |
| COMMITTEE'S EXPENSES | 業主會開支費用 | \$0.00 | \$0.00 | \$0.00 | \$0.00 | \$0.00 | \$0.00 | \$0.00 | \$0.00 | \$0.00 | \$0.00 | \$0.00 | \$46,629.24 | \$46,629.24 |
| GOVERNMENT RENT/RATES | 地租/差餉 | \$900.00 | \$0.00 | \$0.00 | \$1,350.00 | \$0.00 | \$0.00 | \$1,350.00 | \$0.00 | \$0.00 | \$1,350.00 | \$0.00 | \$0.00 | \$4,950.00 |
| CLEANING EXPENSES | 清潔費 | \$679,603.00 | \$676,363.00 | \$684,175.00 | \$661,119.00 | \$678,883.00 | \$677,875.00 | \$677,875.00 | \$680,041.21 | \$677,875.00 | \$708,081.00 | \$688,837.00 | \$710,201.00 | \$8,200,928.21 |
| DEBRIS REMOVAL CHG. | 清泥頭費 | \$0.00 | \$0.00 | \$0.00 | \$0.00 | \$0.00 | \$0.00 | \$0.00 | \$0.00 | \$0.00 | \$0.00 | \$0.00 | \$2,000.00 | \$2,000.00 |
| ELECTRICITY | 電費 | \$301,952.31 | \$322,644.33 | \$277,285.31 | \$298,790.65 | \$341,091.31 | \$375,208.65 | \$374,986.31 | \$410,151.31 | \$400,041.65 | \$369,736.31 | \$386,928.65 | \$351,753.31 | \$4,210,570.10 |
| FESTIVAL DECORATION EXPENSES | 節日裝飾 | \$159.00 | \$0.00 | \$0.00 | \$18,470.00 | \$0.00 | \$0.00 | \$0.00 | \$2,453.64 | \$0.00 | \$66,000.00 | \$17,642.00 | \$5,400.00 | \$155,124.64 |
| GARDENING EXPENSES | 園藝種植 | \$13,848.00 | \$12,584.00 | \$13,608.00 | \$26,084.00 | \$21,104.00 | \$15,767.00 | \$15,578.00 | \$17,608.00 | \$13,120.00 | \$25,749.00 | \$93,044.00 | \$6,920.00 | \$275,014.00 |
| INSURANCE | 保險費 | \$0.00 | \$0.00 | \$0.00 | \$736,871.46 | \$0.00 | \$0.00 | \$26,026.00 | \$185.37 | \$0.00 | \$344.20 | \$0.00 | \$0.00 | \$763,427.03 |
| LEGAL FEE | 訴訟費 | \$1,104.00 | \$1,104.00 | \$1,104.00 | \$1,104.00 | \$1,104.00 | \$1,104.00 | \$1,104.00 | (\$74,796.00) | \$1,104.00 | \$1,104.00 | \$1,104.00 | \$1,106.00 | (\$62,650.00) |
| MAINTENANCE, REPAIR & INSTALLATION | 保養維修 | | | | | | | | | | | | | |
| CONCRETE AND SCAFFOLDING | 外牆維修及搭棚 | \$0.00 | \$150,895.00 | \$43,256.00 | \$0.00 | \$5,050.00 | \$149,862.00 | \$224,596.00 | \$158,865.00 | \$42,547.00 | \$66,550.00 | \$267,470.00 | \$809,810.00 | \$1,918,901.00 |
| DRAINAGE, ELECTRICALS & PUMPS | 水電保養維修 | \$95,887.00 | \$27,748.57 | \$726,732.00 | \$174,459.50 | \$125,017.58 | \$77,568.00 | \$427,055.41 | \$317,971.36 | \$22,769.00 | \$72,209.50 | \$263,214.50 | \$1,295,211.01 | \$3,625,843.43 |
| SECURITY SYSTEM / SMATV SYM | 保安系統/衛星電視 | \$15,020.00 | \$49,020.00 | \$18,800.00 | \$19,300.00 | \$35,970.00 | \$39,015.00 | \$35,640.00 | \$206,920.00 | \$24,220.00 | \$34,420.00 | \$22,220.00 | \$64,702.00 | \$565,247.00 |
| FIRE FIGHTING SYSTEM | 消防保養 | \$2,265.00 | \$0.00 | \$0.00 | \$8,140.00 | \$2,800.00 | \$0.00 | \$20,240.00 | \$0.00 | \$2,340.00 | \$1,300.00 | \$162,248.00 | \$68,590.00 | \$287,923.00 |
| LIFTS | 升降機 | \$238,270.00 | \$238,270.00 | \$238,270.00 | \$263,980.00 | \$238,270.00 | \$270,680.00 | \$258,070.00 | \$297,270.00 | \$238,270.00 | \$238,270.00 | \$262,270.00 | \$238,270.00 | \$3,020,160.00 |
| SWIMMING POOL EXPENSES | 泳池費 | \$5,900.00 | \$5,900.00 | \$7,532.00 | \$5,900.00 | \$17,500.00 | \$60,400.90 | \$166,432.00 | \$161,369.93 | \$113,845.60 | \$20,050.00 | \$11,150.00 | \$135,930.00 | \$711,910.43 |
| MANAGER'S REMUNERATION 4% | 管理酬金 4% | \$185,813.84 | \$180,966.41 | \$189,530.25 | \$200,758.13 | \$171,844.43 | \$192,089.07 | \$204,213.95 | \$198,209.35 | \$168,980.37 | \$190,831.47 | \$194,276.68 | \$293,117.64 | \$2,350,411.59 |
| MAINTENANCE FUND 11% | 維修基金 11% | \$246,897.14 | \$261,022.61 | \$269,646.59 | \$251,377.89 | \$251,701.90 | \$273,949.30 | \$321,280.48 | \$303,349.19 | \$253,228.29 | \$263,218.78 | \$314,619.07 | \$479,231.72 | \$3,489,522.96 |
| PEST CONTROL | 殺蟲滅鼠 | \$12,290.00 | \$12,290.00 | \$12,290.00 | \$12,930.00 | \$12,290.00 | \$12,290.00 | \$12,290.00 | \$12,290.00 | \$12,290.00 | \$12,850.00 | \$31,490.00 | \$13,410.00 | \$169,000.00 |
| PRINTING AND STATIONERY | 印刷及廣告費 | \$4,382.31 | \$5,096.11 | \$5,107.73 | \$10,045.08 | \$5,453.13 | \$13,761.14 | \$10,771.59 | \$16,484.34 | \$4,559.10 | \$12,194.82 | \$20,092.62 | \$21,643.71 | \$129,591.68 |
| RENTAL EXPENSES | 管理處租金 | \$42,932.00 | \$42,252.00 | \$42,252.00 | \$42,252.00 | \$42,252.00 | \$42,252.00 | \$44,052.00 | \$42,252.00 | \$41,300.00 | \$43,822.00 | \$42,252.00 | \$42,252.00 | \$509,922.00 |
| SECURITY GUARD SERVICE CHARGES | 保安費 | \$2,056,337.00 | \$2,056,337.00 | \$1,973,095.20 | \$2,059,837.00 | \$2,056,337.00 | \$2,056,337.00 | \$1,996,798.20 | \$1,957,057.00 | \$2,056,337.00 | \$2,056,337.00 | \$1,869,751.40 | \$2,056,337.00 | \$24,250,897.80 |
| SUNDRY EXPENSES | 什項支出 | \$25,308.70 | \$23,029.75 | \$70,034.45 | \$36,747.85 | \$54,283.93 | \$50,577.85 | \$57,631.43 | \$40,996.01 | \$26,897.92 | \$36,687.16 | \$65,712.16 | \$81,163.21 | \$569,070.42 |
| TELEPHONE | 電話費 | \$11,095.15 | \$11,510.00 | \$11,489.34 | \$11,918.07 | \$11,532.64 | \$11,395.80 | \$11,467.00 | \$11,839.00 | \$11,534.00 | \$11,432.00 | \$11,294.00 | \$11,767.66 | \$138,274.66 |
| UNIFORM | 制服費 | \$0.00 | \$0.00 | \$9,825.00 | \$5,515.00 | \$0.00 | \$24.00 | \$149.00 | \$5,000.00 | \$0.00 | \$0.00 | \$9,444.00 | \$27,246.50 | \$57,203.50 |
| WAGES/SALARIES | 薪金 | \$606,564.21 | \$575,363.74 | \$571,247.94 | \$591,060.95 | \$610,793.72 | \$600,648.06 | \$708,268.13 | \$650,000.33 | \$504,401.51 | \$603,864.82 | \$600,616.66 | \$1,187,706.54 | \$7,810,536.61 |
| MANDATORY PROVIDENT FUND | 強積金 | \$26,709.53 | \$26,330.49 | \$27,496.10 | \$25,747.38 | \$26,703.87 | \$25,808.27 | \$29,556.57 | \$30,000.00 | \$25,633.47 | \$25,645.49 | \$25,555.93 | \$46,529.56 | \$341,716.66 |
| WATER FEE | 水費 | \$0.00 | \$283,420.30 | \$0.00 | \$2,664.60 | \$0.00 | \$316,505.60 | \$0.00 | \$5,928.50 | \$58.10 | \$358,113.10 | \$0.00 | \$6,314.30 | \$973,004.50 |
| TOTAL EXPENSES | 總支出 | \$4,558,055.99 | \$4,966,150.01 | \$5,197,432.71 | \$5,471,089.16 | \$4,714,456.91 | \$5,268,264.84 | \$5,630,843.07 | \$5,456,792.37 | \$4,646,196.51 | \$5,224,836.65 | \$5,365,812.47 | \$8,099,289.42 | \$64,599,220.11 |
| SURPLUS / (DEFICIT) FOR THE PERIOD | 本期盈餘/(赤字) | \$237,986.38 | (\$187,006.38) | (\$642,265.66) | (\$888,310.80) | \$1,780.00 | (\$432,641.24) | (\$772,864.12) | (\$574,830.71) | \$179,108.97 | (\$391,239.97) | (\$517,766.70) | (\$2,513,955.07) | (\$6,502,005.30) |
| APPORTIONMENT OF GARDEN EXPENSES TO COM.COMPLEX & FIRST OWNER | 屋苑公眾位費用分配給商場及大業主 | \$60,642.98 | \$69,230.70 | \$73,578.06 | \$87,177.36 | \$63,823.27 | \$72,756.04 | \$67,854.58 | \$69,100.15 | \$60,705.62 | \$75,212.30 | \$63,467.00 | \$78,455.63 | \$842,003.69 |
| CONTRIBUTION COLLECTED | 已收集資 | \$4,800.00 | \$0.00 | \$139,200.00 | \$24,000.00 | \$3,200.00 | \$30,400.00 | \$178,885.00 | \$36,089.00 | \$10,367.00 | \$43,271.00 | \$3,938.00 | \$26,082.00 | \$500,232.00 |
| SURPLUS / (DEFICIT) B/F | 承上結存 | \$3,027,186.31 | \$3,330,615.67 | \$3,212,839.99 | \$2,783,352.39 | \$2,006,218.95 | \$2,075,022.22 | \$1,745,537.02 | \$1,219,412.48 | \$749,770.92 | \$999,952.51 | \$727,195.84 | \$276,834.14 | \$3,027,186.31 |
| ACCUM.SURPLUS / (DEFICIT) C/F | 累積盈餘/(赤字) | \$3,330,615.67 | \$3,212,839.99 | \$2,783,352.39 | \$2,006,218.95 | \$2,075,022.22 | \$1,745,537.02 | \$1,219,412.48 | \$749,770.92 | \$999,952.51 | \$727,195.84 | \$276,834.14 | (\$2,132,583.30) | (\$2,132,583.30) |



T.L.60

HONG KONG GARDENS - ESTATE
SUPPLEMENTARY NOTES豪景花園-全苑
備註Dec -2022

| | | | | |
|----------------------------------|---------|---|--|--------------|
| 1. Drainage, Electricals & Pumps | 水電保養維修 | 第20,21及27座地下更換遊樂設施膠地墊及代工費 D車場天台遊樂設施翻新地面油漆代工 購買全苑鞦韆用配件 商場22號舖管理處更換老化冷氣機 F&G網球場搭棚架更換射燈及8,9,12及23座外圍安裝泛光射燈6支工程 其他 | \$38,362.31 \$31,500.00 \$25,100.00 \$34,800.00 \$12,100.00 \$14,666.00 | \$156,528.31 |
| 2. Fire Fighting System | 消防保養 | 遊樂會兒童天地雜物房更換消防喉 檢查滅火器及更換安裝滅火筒連清走全苑過期滅火筒工程 | \$11,000.00 \$11,390.00 | \$22,390.00 |
| 3. Uniform & Laundry | 制服費用 | 購買制服-管理處,維修部及園藝部員工 | | \$27,246.50 |
| 4. Festival Decoration Expenses | 節日裝飾 | 購買全苑安裝燈飾用物料及安裝聖誕裝飾代工費 | | \$50,400.00 |
| 5. Swimming Pool Expenses | 泳池費 | B泳池泵房更換4個沙缸工程 12月泳池保養服務費及其他 | \$115,000.00 \$20,930.00 | \$135,930.00 |
| 6. Committee's Exp | 業主會開支費用 | 2022年9月17號業主大會費用(點票公司,影印,投寄,.....) | | \$46,629.24 |

Nov-2022

| | | | | |
|----------------------------------|--------|--|---|--------------|
| 1. Drainage, Electricals & Pumps | 水電保養維修 | 更換頭閘損壞冷氣機(三菱工匹卡式冷氣機)及D車場高位出入口清拆花倉 五金物料: 外圍石壘木板欄,圍欄損壞及外牆紙皮石鬆脫圍板用物料及代工 其他 (B2188天花打針,蜘蛛車保養.....) | \$42,500.00 \$34,615.00 \$25,041.00 | \$102,156.00 |
| 2. Sundry Expenses | 什項支出 | 換購全苑用新型號滅蚊機11部,1年保養及全苑戶外滅蚊機檢查 其他 (戶外帳篷9個.....) | \$27,300.00 \$20,284.36 | \$47,584.36 |
| 3. Festival Decoration Expenses | 節日裝飾 | 購買全苑安裝燈飾用物料 | | \$17,642.00 |
| 4. Gardening Exp | 園藝種植 | 全苑修樹及移除枯樹工程 額外清潔員服務(花王代工) | \$87,500.00 \$5,544.00 | \$93,044.00 |

Oct-2022

| | | | | |
|---------------------------------|------|---------------|--|-------------|
| 1. Festival Decoration Expenses | 節日裝飾 | 淘寶購買全苑用節日燈飾撥款 | | \$66,000.00 |
|---------------------------------|------|---------------|--|-------------|

Aug-2022

| | | | | |
|-----------------------------------|-----------|--|--|--------------|
| 1. Security System / SMATV System | 保安系統/衛星電視 | 7-9座後山路徑加裝紅外線微波人體探測器 全苑安裝套裝CCTV監察系統及屋苑系統保養,第一期50%(2022年度) D車場行人路2支攝錄鏡頭及警告訊息轉至27座 | \$79,080.00 \$31,660.00 \$5,210.00 | \$115,950.00 |
| 2. Swimming Pool Expenses | 泳池費 | B車場天台泳池掃口代工費 心池1號水泵更換損壞止回閥,3號缸六位制及購買其他配件 8月泳池保養及救生員服務費 | \$38,500.00 \$18,869.93 \$104,000.00 | \$161,369.93 |

Jul-2022

| | | | | |
|-----------------------------------|-----------|--|---------------------------|-------------|
| 1. Insurance | 保險費 | 27/4/2022-26/4/2023 法團委員管理責任保險 | | \$26,026.00 |
| 2. Security System / SMATV System | 保安系統/衛星電視 | 5座地下外圍加裝CCTV鏡頭1支 安裝全苑流動CCTV系統及上網服務費 | \$2,450.00 \$10,670.00 | \$13,120.00 |

T.L.60
HONG KONG GARDENS - ESTATE
SUPPLEMENTARY NOTES

豪景花園- 全苑
備註

Jul-2022

| | | | | |
|---------------------------|-----|--|--|--------------|
| 3. Swimming Pool Expenses | 泳池費 | B泳池循環系統維修,更換10個E27損壞池底燈及兒童池損壞水泵 10/9/22-9/9/23 3個泳池牌照費 7月泳池保養及救生員服務費 | \$41,042.00 \$10,140.00 \$115,250.00 | \$166,432.00 |
|---------------------------|-----|--|--|--------------|

Jun-2022

| | | | | |
|--------------------|------|---|----------------------------|-------------|
| 1. Sundry Expenses | 什項支出 | 保安公司第十一年牌照年費#118-003-016113-7 防疫用品:99%消毒火酒,地墊及其他 | \$14,650.00 \$14,551.95 | \$29,201.95 |
|--------------------|------|---|----------------------------|-------------|

May-2022

| | | | | |
|----------------------------------|--------|--|---|-------------|
| 1. Drainage, Electricals & Pumps | 水電保養維修 | 頭閘安裝欄杆 蜘蛛車第2期保養費 8-10,16,18及24座外圍安裝100W泛光射燈及其他 | \$44,000.00 \$4,300.00 \$8,777.00 | \$57,077.00 |
|----------------------------------|--------|--|---|-------------|

Apr-2022

| | | | | |
|----------------------------------|--------|---|---|--------------|
| 1. Insurance | 保險費 | 1/1/2022-31/12/2022 保險費 | | \$736,871.46 |
| 2. Drainage, Electricals & Pumps | 水電保養維修 | 16至18座後山鐵線圍欄安裝支撐杆及頭閘安裝圍欄連門 19座地下外圍小橋流水修補損壞麻石圍牆 其他 | \$76,000.00 \$11,500.00 \$12,513.50 | \$100,013.50 |

Mar-2022

| | | | | |
|----------------------------------|--------|---|--|--------------|
| 1. Drainage, Electricals & Pumps | 水電保養維修 | 15座C幢地下乒乓球檯位置,11,12,19-21座後山,安裝圍欄工程 全苑公共設施(欄杆,燈柱,休息亭及村巴士)油漆翻新代工費及油漆費 其他 | \$301,000.00 \$171,160.00 \$1,740.00 | \$473,900.00 |
| 2. Sundry Expenses | 什項支出 | 防疫用品:99%消毒火酒,口罩及檢測棒100盒 管理處網路連接儲存(NAS)3TB故障救回資料工作 其他 | \$21,860.00 \$10,000.00 \$7,929.09 | \$39,789.09 |

Feb-2022

| | | | | |
|-----------------------------------|-----------|--|---------------------------|-------------|
| 1. Security System / SMATV System | 保安系統/衛星電視 | 17座CCTV系統8分割轉16分割及加裝鏡頭攤分 18座CCTV系統8分割轉16分割及加裝鏡頭攤分 | \$10,900.00 \$9,700.00 | \$20,600.00 |
| | 電費 | 由2022年1月起上調電費5.8% | | |



T.L.60
HONG KONG GARDENS - BLOCK 1
SUPPLEMENTARY NOTES

豪景花園第一座
備註

Nov-2022

1. Expenditure by Maintenance Fund 動用維修基金 28座對出行人路安裝欄杆 \$9,524.25

Sept-2022

1. Contribution Collected 已收集資 1座外牆維修集資 09/2022收到3戶@\$1600 (尚餘0戶未交) \$4,800.00

Aug-2022

1. Contribution Collected 已收集資 1座外牆維修集資 08/2022收到15戶@\$1600 (尚餘3戶未交) \$24,000.00

Jun-2022

1. Contribution Collected 已收集資 1座外牆維修集資 06/2022收到19戶@\$1600 (尚餘18戶未交) \$30,400.00

May-2022

1. Contribution Collected 已收集資 1座外牆維修集資 05/2022收到2戶@\$1600 (尚餘37戶未交) \$3,200.00

Apr-2022

1. Expenditure by Maintenance Fund 動用維修基金 5座消防泵房對出搭建臨時明喉工程 \$2,093.72

2. Contribution Collected 已收集資 1座外牆維修集資 4/2022收到15戶@\$1600 (尚餘39戶未交) \$24,000.00

Mar-2022

1. Expenditure by Maintenance Fund 動用維修基金
藍閘對出馬路更換滲漏地底喉管工程 \$2,971.81
5座消防泵房對出更換消防入水喉管工程 \$7,807.19 \$10,779.00

2. Drainage, Electricals & Pumps 水電保養維修
1座更換防盜架及加裝刀片棘線代工費 \$14,700.00
其他 \$700.00 \$15,400.00

3. Contribution Collected 已收集資 1座外牆維修集資 1-3/2022收到90戶@\$1600 (尚餘54戶未交) \$144,000.00

電費 由2022年1月起上調電費5.8%



T.L.60
HONG KONG GARDENS - BLOCK 2
SUPPLEMENTARY NOTES

豪景花園第二座
備註

Dec-2022

| | | | | |
|-------------------------|------|-----------------------------|-------------------------|-------------|
| 1. Fire Fighting System | 消防保養 | 2座更換消防上水泵及豬膽掣及檢查系統故障費 其他 | \$20,300.00 \$500.00 | \$20,800.00 |
|-------------------------|------|-----------------------------|-------------------------|-------------|

Nov-2022

| | | | | |
|------------------------------------|--------|--------------|--|------------|
| 1. Expenditure by Maintenance Fund | 動用維修基金 | 28座對出行人路安裝欄杆 | | \$9,524.25 |
|------------------------------------|--------|--------------|--|------------|

Apr-2022

| | | | | |
|------------------------------------|--------|------------------|--|------------|
| 1. Expenditure by Maintenance Fund | 動用維修基金 | 5座消防泵房對出搭建臨時明喉工程 | | \$2,093.72 |
|------------------------------------|--------|------------------|--|------------|

Mar-2022

| | | | | |
|------------------------------------|--------|--|--------------------------|-------------|
| 1. Expenditure by Maintenance Fund | 動用維修基金 | 藍閘對出馬路更換滲漏地底喉管工程 5座消防泵房對出更換消防入水喉管工程 | \$2,971.81 \$7,807.19 | \$10,779.00 |
|------------------------------------|--------|--|--------------------------|-------------|

| | | | | |
|----------------------------------|--------|--------------------------|--|-------------|
| 2. Drainage, Electricals & Pumps | 水電保養維修 | 2座更換防盜架及加裝刀片棘線代工費 | | \$14,700.00 |
| | 電費 | <u>由2022年1月起上調電費5.8%</u> | | |



T.L.60
HONG KONG GARDENS - BLOCK 3
SUPPLEMENTARY NOTES

豪景花園第三座
備註

Nov-2022

| | | | | |
|------------------------------------|--------|--------------------------------|---------------------------|-------------|
| 1. Expenditure by Maintenance Fund | 動用維修基金 | 28座對出行人路安裝欄杆 3座地下泵房更換食水泵控制箱 | \$9,286.14 \$26,300.00 | \$35,586.14 |
| 2. Drainage, Electricals & Pumps | 水電保養維修 | 3座地下大堂更換損壞玻璃門 其他 | \$33,000.00 \$6,200.00 | \$39,200.00 |
| 3. Pest Control | 殺蟲滅鼠 | 3座11至13樓A室移除白蟻(做白蟻藥餌盒) | | \$19,200.00 |

Apr-2022

| | | | | |
|------------------------------------|--------|------------------|--|------------|
| 1. Expenditure by Maintenance Fund | 動用維修基金 | 5座消防泵房對出搭建臨時明喉工程 | | \$2,041.37 |
|------------------------------------|--------|------------------|--|------------|

Mar-2022

| | | | | |
|------------------------------------|--------|--|--------------------------|-------------|
| 1. Expenditure by Maintenance Fund | 動用維修基金 | 藍閘對出馬路更換滲漏地底喉管工程 5座消防泵房對出更換消防入水喉管工程 | \$2,897.51 \$7,612.01 | \$10,509.52 |
| 2. Drainage, Electricals & Pumps | 水電保養維修 | 3座更換防盜架及加裝刀片棘線代工費 | | \$16,800.00 |
| | 電費 | 由2022年1月起上調電費5.8% | | |



T.L.60
HONG KONG GARDENS - BLOCK 4
SUPPLEMENTARY NOTES

豪景花園第四座
備註

Dec-2022

2. Contribution Collected 已收集資 4座赤字集資 12/2022收到9戶 (尚餘15戶未交) \$12,210.00

Nov-2022

1. Expenditure by Maintenance Fund 動用維修基金 28座對出行人路安裝欄杆 \$9,286.14

2. Contribution Collected 已收集資 4座赤字集資 11/2022收到2戶 (尚餘24戶未交) \$3,071.00

Oct-2022

1. Contribution Collected 已收集資 4座赤字集資 10/2022收到17戶 (尚餘26戶未交) \$21,596.00

Sept-2022

1. Contribution Collected 已收集資 4座赤字集資 09/2022收到2戶 (尚餘43戶未交) \$2,966.00

Aug-2022

1. Contribution Collected 已收集資 4座赤字集資 08/2022收到2戶 (尚餘45戶未交) \$2,552.00

Jul-2022

1. Contribution Collected 已收集資 4座赤字集資 07/2022收到61戶 (尚餘47戶未交) \$86,983.00

Jun-2022

1. Security System 保安系統 4座更換舊CCTV,安裝16分割新系統 \$16,725.00
2022年6月4座公天線系統保養服務 \$340.00 \$17,065.00

Apr-2022

1. Expenditure by Maintenance Fund 動用維修基金 5座消防泵房對出搭建臨時明喉工程 \$2,041.37

Mar-2022

1. Expenditure by Maintenance Fund 動用維修基金 藍閘對出馬路更換滲漏地底喉管工程 \$2,897.51
5座消防泵房對出更換消防入水喉管工程 \$7,612.01 \$10,509.52

2. Drainage, Electricals & Pumps 水電保養維修 4座更換防盜架及加裝刀片棘線代工費 \$16,800.00
其他 \$1,300.00 \$18,100.00

電費 由2022年1月起上調電費5.8%



T.L.60

HONG KONG GARDENS - BLOCK 5
SUPPLEMENTARY NOTES

豪景花園第五座
備註

Nov-2022

| | | | | |
|------------------------------------|--------|--------------------------------|----------------------------|-------------|
| 1. Expenditure by Maintenance Fund | 動用維修基金 | 28座對出行人路安裝欄杆 5座地下泵房更換食水泵控制箱 | \$11,640.75 \$26,300.00 | \$37,940.75 |
| 2. Drainage, Electricals & Pumps | 水電保養維修 | 5座地下天井新裝井及接駁污水喉工程 | | \$54,500.00 |

Jun-2022

| | | | | |
|----------|-----|---|---------------------------|-------------|
| 1. Lifts | 升降機 | 5座10號升降機更換地下門外不銹鋼地磚 2022年6月份升降機保養費及安全証費用 | \$12,000.00 \$7,080.00 | \$19,080.00 |
|----------|-----|---|---------------------------|-------------|

Apr-2022

| | | | | |
|------------------------------------|--------|------------------|--|------------|
| 1. Expenditure by Maintenance Fund | 動用維修基金 | 5座消防泵房對出搭建臨時明喉工程 | | \$2,558.99 |
|------------------------------------|--------|------------------|--|------------|

Mar-2022

| | | | | |
|------------------------------------|--------|---|---------------------------|-------------|
| 1. Expenditure by Maintenance Fund | 動用維修基金 | 藍閘對出馬路更換滲漏地底喉管工程 5座消防泵房對出更換消防入水喉管工程 | \$3,632.21 \$9,542.12 | \$13,174.33 |
| 2. Drainage, Electricals & Pumps | 水電保養維修 | 5座更換防盜架及加裝刀片棘線代工費 5座地下大堂更換玻璃門上軸及地較工程 | \$14,700.00 \$7,200.00 | \$21,900.00 |

電費
由2022年1月起上調電費5.8%



T.L.60
HONG KONG GARDENS - BLOCK 6
SUPPLEMENTARY NOTES

豪景花園第六座
備註

Dec-2022

| | | | | |
|---------------------------|------|-------------------------------------|--|-------------|
| 1. Contribution Collected | 已收集資 | 6座赤字集資 12/2022收到16戶@\$867 (尚餘14戶未交) | | \$13,872.00 |
|---------------------------|------|-------------------------------------|--|-------------|

Nov-2022

| | | | | |
|------------------------------------|--------|--------------|--|-------------|
| 1. Expenditure by Maintenance Fund | 動用維修基金 | 28座對出行人路安裝欄杆 | | \$11,640.75 |
|------------------------------------|--------|--------------|--|-------------|

| | | | | |
|---------------------------|------|------------------------------------|--|----------|
| 2. Contribution Collected | 已收集資 | 6座赤字集資 11/2022收到1戶@\$867 (尚餘30戶未交) | | \$867.00 |
|---------------------------|------|------------------------------------|--|----------|

Oct-2022

| | | | | |
|---------------------------|------|-------------------------------------|--|-------------|
| 1. Contribution Collected | 已收集資 | 6座赤字集資 10/2022收到25戶@\$867 (尚餘31戶未交) | | \$21,675.00 |
|---------------------------|------|-------------------------------------|--|-------------|

Sept-2022

| | | | | |
|---------------------------|------|------------------------------------|--|------------|
| 1. Contribution Collected | 已收集資 | 6座赤字集資 09/2022收到3戶@\$867 (尚餘56戶未交) | | \$2,601.00 |
|---------------------------|------|------------------------------------|--|------------|

Aug-2022

| | | | | |
|---------------------------|------|-------------------------------------|--|------------|
| 1. Contribution Collected | 已收集資 | 6座赤字集資 08/2022收到11戶@\$867 (尚餘59戶未交) | | \$9,537.00 |
|---------------------------|------|-------------------------------------|--|------------|

| | | | | |
|----------------------------------|--------|---------------|-------------|-------------|
| 2. Drainage, Electricals & Pumps | 水電保養維修 | 6座地下泵房更換損壞食水泵 | \$12,700.00 | |
| | | 其他 | \$100.00 | \$12,800.00 |

Jul-2022

| | | | | |
|---------------------------|------|--------------------------------------|--|-------------|
| 1. Contribution Collected | 已收集資 | 6座赤字集資 07/2022收到106戶@\$867 (尚餘70戶未交) | | \$91,902.00 |
|---------------------------|------|--------------------------------------|--|-------------|

Apr-2022

| | | | | |
|------------------------------------|--------|------------------|--|------------|
| 1. Expenditure by Maintenance Fund | 動用維修基金 | 5座消防泵房對出搭建臨時明喉工程 | | \$2,558.99 |
|------------------------------------|--------|------------------|--|------------|

Mar-2022

| | | | | |
|------------------------------------|--------|--------------------|------------|-------------|
| 1. Expenditure by Maintenance Fund | 動用維修基金 | 藍閘對出馬路更換滲漏地底喉管工程 | \$3,632.21 | |
| | | 5座消防泵房對出更換消防入水喉管工程 | \$9,542.12 | \$13,174.33 |

| | | | | |
|----|--|--------------------------|--|--|
| 電費 | | <u>由2022年1月起上調電費5.8%</u> | | |
|----|--|--------------------------|--|--|



T.L.60
HONG KONG GARDENS - BLOCK 7
SUPPLEMENTARY NOTES

豪景花園第七座
備註

Nov-2022

| | | | | |
|------------------------------------|--------|--------------------------------|----------------------------|-------------|
| 1. Expenditure by Maintenance Fund | 動用維修基金 | 28座對出行人路安裝欄杆 7座地下泵房更換食水泵控制箱 | \$15,715.01 \$26,300.00 | \$42,015.01 |
|------------------------------------|--------|--------------------------------|----------------------------|-------------|

Aug-2022

| | | | | |
|--------------|-----|-----------------|--|---------------|
| 1. Legal Fee | 訴訟費 | 2018年核數調整 - 訴訟費 | | (\$10,000.00) |
|--------------|-----|-----------------|--|---------------|

Jul-2022

| | | | | |
|----------------------------------|--------|-----------------------|---------------------------|-------------|
| 1. Drainage, Electricals & Pumps | 水電保養維修 | 7座地下泵房更換廁水泵及代工費 其他 | \$19,066.67 \$8,340.00 | \$27,406.67 |
|----------------------------------|--------|-----------------------|---------------------------|-------------|

May-2022

| | | | | |
|----------------------------------|--------|-------------------------|---------------------------|-------------|
| 1. Drainage, Electricals & Pumps | 水電保養維修 | 7座泵房更換損壞三匹高福加壓泵1台 其他 | \$11,600.00 \$2,452.50 | \$14,052.50 |
|----------------------------------|--------|-------------------------|---------------------------|-------------|

Apr-2022

| | | | | |
|------------------------------------|--------|------------------|--|------------|
| 1. Expenditure by Maintenance Fund | 動用維修基金 | 5座消防泵房對出搭建臨時明喉工程 | | \$3,454.63 |
|------------------------------------|--------|------------------|--|------------|

Mar-2022

| | | | | |
|------------------------------------|--------|--|---------------------------|-------------|
| 1. Expenditure by Maintenance Fund | 動用維修基金 | 藍閘對出馬路更換滲漏地底喉管工程 5座消防泵房對出更換消防入水喉管工程 | \$4,903.48 \$12,881.86 | \$17,785.34 |
|------------------------------------|--------|--|---------------------------|-------------|

電費 由2022年1月起上調電費5.8%



T.L.60

HONG KONG GARDENS - BLOCK 8
SUPPLEMENTARY NOTES

豪景花園第八座
備註

Nov-2022

| | | | | |
|------------------------------------|--------|--------------|--|-------------|
| 1. Expenditure by Maintenance Fund | 動用維修基金 | 28座對出行人路安裝欄杆 | | \$15,715.01 |
|------------------------------------|--------|--------------|--|-------------|

Aug-2022

| | | | | |
|----------------------------------|--------|------------------------------|-------------|-------------|
| 1. Drainage, Electricals & Pumps | 水電保養維修 | 8座22樓走廊天花A,F及F廳門口天花滲漏,進行打針工程 | \$12,500.00 | |
| | | 8座天台B梯更換鉛水鐵防煙門 | \$19,000.00 | \$31,500.00 |

Apr-2022

| | | | | |
|------------------------------------|--------|------------------|--|------------|
| 1. Expenditure by Maintenance Fund | 動用維修基金 | 5座消防泵房對出搭建臨時明喉工程 | | \$3,454.63 |
|------------------------------------|--------|------------------|--|------------|

Mar-2022

| | | | | |
|------------------------------------|--------|--------------------|-------------|-------------|
| 1. Expenditure by Maintenance Fund | 動用維修基金 | 藍閘對出馬路更換滲漏地底喉管工程 | \$4,903.48 | |
| | | 5座消防泵房對出更換消防入水喉管工程 | \$12,881.86 | \$17,785.34 |

| | | | | |
|----|-------------------|--|--|--|
| 電費 | 由2022年1月起上調電費5.8% | | | |
|----|-------------------|--|--|--|



T.L.60
HONG KONG GARDENS - BLOCK 9
SUPPLEMENTARY NOTES

豪景花園第九座
備註

Nov-2022

1. Expenditure by Sinking Fund

動用儲備基金

28座對出行人路安裝欄杆

\$15,715.01

Apr-2022

1. Expenditure by Sinking Fund

動用儲備基金

5座消防泵房對出搭建臨時明喉工程

\$3,454.63

Mar-2022

1. Expenditure by Sinking Fund

動用儲備基金

藍閘對出馬路更換滲漏地底喉管工程
5座消防泵房對出更換消防入水喉管工程

\$4,903.48

\$12,881.86

\$17,785.34

電費

由2022年1月起上調電費5.8%



T.L.60

HONG KONG GARDENS - BLOCK 10
SUPPLEMENTARY NOTES

豪景花園第十座
備註

Nov-2022

1. Expenditure by Maintenance Fund

動用維修基金

28座對出行人路安裝欄杆
10座地下泵房更換食水泵控制箱

\$15,715.01

\$26,300.00

\$42,015.01

Apr-2022

1. Expenditure by Maintenance Fund

動用維修基金

5座消防泵房對出搭建臨時明喉工程

\$3,454.63

Mar-2022

1. Expenditure by Maintenance Fund

動用維修基金

藍閘對出馬路更換滲漏地底喉管工程
5座消防泵房對出更換消防入水喉管工程

\$4,903.48

\$12,881.86

\$17,785.34

2. Drainage, Electricals & Pumps

水電保養維修

10座更換防盜架及加裝刀片棘線代工費

\$10,500.00

電費

由2022年1月起上調電費5.8%



T.L.60

HONG KONG GARDENS - BLOCK 11
SUPPLEMENTARY NOTES

豪景花園第十一座
備註

Nov-2022

| | | | | |
|------------------------------------|--------|---------------------------------|----------------------------|-------------|
| 1. Expenditure by Maintenance Fund | 動用維修基金 | 28座對出行人路安裝欄杆 11座地下泵房更換食水泵控制箱 | \$15,715.01 \$26,300.00 | \$42,015.01 |
|------------------------------------|--------|---------------------------------|----------------------------|-------------|

Aug-2022

| | | | | |
|----------------------------------|--------|----------------------------|-------------------------|---------------|
| 1. Legal Fee | 訴訟費 | 2018年核數調整 - 訴訟費 | | (\$10,000.00) |
| 2. Drainage, Electricals & Pumps | 水電保養維修 | 11座地下泵房更換損壞食水泵1個及代工費 其他 | \$17,735.00 \$122.00 | \$17,857.00 |

Apr-2022

| | | | | |
|------------------------------------|--------|---|---------------------------|-------------|
| 1. Expenditure by Maintenance Fund | 動用維修基金 | 5座消防泵房對出搭建臨時明喉工程 | | \$3,454.63 |
| 2. Lifts | 升降機 | 11座維修10號升降機(13/12/2021因爆喉致水浸) 2022年4月份升降機保養費 | \$25,710.00 \$9,060.00 | \$34,770.00 |

Mar-2022

| | | | | |
|------------------------------------|--------|--|---------------------------|-------------|
| 1. Expenditure by Maintenance Fund | 動用維修基金 | 藍閘對出馬路更換滲漏地底喉管工程 5座消防泵房對出更換消防入水喉管工程 | \$4,903.48 \$12,881.86 | \$17,785.34 |
| 2. Drainage, Electricals & Pumps | 水電保養維修 | 11座更換防盜架及加裝刀片棘線代工費 | | \$10,500.00 |
| | 電費 | <u>由2022年1月起上調電費5.8%</u> | | |



T.L.60

HONG KONG GARDENS - BLOCK 12
SUPPLEMENTARY NOTES

豪景花園 第十二座
備註

Nov-2022

1. Expenditure by Maintenance Fund

動用維修基金

28座對出行人路安裝欄杆
12座地下泵房更換食水泵控制箱

\$15,715.01

\$26,300.00

\$42,015.01

Apr-2022

1. Expenditure by Maintenance Fund

動用維修基金

5座消防泵房對出搭建臨時明喉工程

\$3,454.63

Mar-2022

1. Expenditure by Maintenance Fund

動用維修基金

藍閘對出馬路更換滲漏地底喉管工程
5座消防泵房對出更換消防入水喉管工程

\$4,903.48

\$12,881.86

\$17,785.34

電費

由2022年1月起上調電費5.8%



T.L.60

HONG KONG GARDENS - BLOCK 13
SUPPLEMENTARY NOTES

豪景花園 第十三座
備註

Dec-2022

| | | | | |
|------------------------------------|--------|-----------------|--|-------------|
| 1. Expenditure by Maintenance Fund | 動用維修基金 | 13座地下泵房更換食水泵控制箱 | | \$26,300.00 |
|------------------------------------|--------|-----------------|--|-------------|

Nov-2022

| | | | | |
|------------------------------------|--------|--------------|--|------------|
| 1. Expenditure by Maintenance Fund | 動用維修基金 | 28座對出行人路安裝欄杆 | | \$6,666.97 |
|------------------------------------|--------|--------------|--|------------|

| | | | | |
|-------------------------|------|-----------------|--|-------------|
| 2. Fire Fighting System | 消防保養 | 2021年大廈消防年檢執修工程 | | \$16,517.00 |
|-------------------------|------|-----------------|--|-------------|

Apr-2022

| | | | | |
|------------------------------------|--------|------------------|--|------------|
| 1. Expenditure by Maintenance Fund | 動用維修基金 | 5座消防泵房對出搭建臨時明喉工程 | | \$1,465.60 |
|------------------------------------|--------|------------------|--|------------|

Mar-2022

| | | | | |
|------------------------------------|--------|--------------------|------------|------------|
| 1. Expenditure by Maintenance Fund | 動用維修基金 | 藍閘對出馬路更換滲漏地底喉管工程 | \$2,080.27 | |
| | | 5座消防泵房對出更換消防入水喉管工程 | \$5,465.03 | \$7,545.30 |

| | | | | |
|----------------------------------|--------|------------------------|-------------|-------------|
| 2. Drainage, Electricals & Pumps | 水電保養維修 | 13座更換防盜架及加裝刀片棘線代工費 | \$16,800.00 | |
| | | 13座提取庫存物料:更換高福牌5匹上水泵1個 | \$15,510.00 | |
| | | 其他 | \$183.00 | \$32,493.00 |

| | | | | |
|----|--|--------------------------|--|--|
| 電費 | | <u>由2022年1月起上調電費5.8%</u> | | |
|----|--|--------------------------|--|--|



T.L.60

HONG KONG GARDENS - BLOCK 14
SUPPLEMENTARY NOTES

豪景花園 第十四座
備註

Dec-2022

| | | | | |
|------------------------------------|--------|-------------------------------------|----------------------------|--------------|
| 1. Expenditure by Maintenance Fund | 動用維修基金 | 14座對出行人路更換消防喉管工程 14座地下泵房更換食水泵控制箱 | \$87,696.00 \$26,300.00 | \$113,996.00 |
|------------------------------------|--------|-------------------------------------|----------------------------|--------------|

Nov-2022

| | | | | |
|------------------------------------|--------|--------------|--|------------|
| 1. Expenditure by Maintenance Fund | 動用維修基金 | 28座對出行人路安裝欄杆 | | \$6,666.97 |
|------------------------------------|--------|--------------|--|------------|

May-2022

| | | | | |
|----------------------------------|--------|--------------------------|------------------------|-------------|
| 1. Drainage, Electricals & Pumps | 水電保養維修 | 14座地下E & F室更換外牆煤氣喉 其他 | \$15,000.00 \$15.00 | \$15,015.00 |
|----------------------------------|--------|--------------------------|------------------------|-------------|

Apr-2022

| | | | | |
|------------------------------------|--------|------------------|--|------------|
| 1. Expenditure by Maintenance Fund | 動用維修基金 | 5座消防泵房對出搭建臨時明喉工程 | | \$1,465.60 |
|------------------------------------|--------|------------------|--|------------|

Mar-2022

| | | | | |
|------------------------------------|--------|--|--------------------------|------------|
| 1. Expenditure by Maintenance Fund | 動用維修基金 | 藍閘對出馬路更換滲漏地底喉管工程 5座消防泵房對出更換消防入水喉管工程 | \$2,080.27 \$5,465.03 | \$7,545.30 |
|------------------------------------|--------|--|--------------------------|------------|

| | | | | |
|----------------------------------|--------------|---|--|-------------|
| 2. Drainage, Electricals & Pumps | 水電保養維修 電費 | 14座更換防盜架及加裝刀片棘線代工費 由2022年1月起上調電費5.8% | | \$16,800.00 |
|----------------------------------|--------------|---|--|-------------|



T.L.60

HONG KONG GARDENS - BLOCK 15
SUPPLEMENTARY NOTES豪景花園 第十五座
備註Dec-2022

| | | | | |
|----------------------------------|--------|-------------------------------|-------------|-------------|
| 1. Expenditure by Sinking Fund | 動用儲備基金 | 15座C及E幢地下泵房更換食水泵控制箱 | | \$52,600.00 |
| 2. Drainage, Electricals & Pumps | 水電保養維修 | 15座地下外圍C幢水泵房至A幢天井水錶位安裝臨時食水喉代工 | \$11,600.00 | |
| | | 15座A至C幢地下水泵房更換食水喉代工 | \$7,552.50 | |
| | | 其他 | \$45.00 | \$19,197.50 |

Nov-2022

| | | | | |
|----------------------------------|--------|-----------------------|--------------|--------------|
| 1. Expenditure by Sinking Fund | 動用儲備基金 | 28座對出行人路安裝欄杆 | \$6,508.24 | |
| | | 15座C泵房至A,C水錶房更換食水喉管工程 | \$181,140.00 | \$187,648.24 |
| 2. Drainage, Electricals & Pumps | 水電保養維修 | 15座地下更換角碼工程 | \$15,600.00 | |
| | | 其他 | \$117.00 | \$15,717.00 |

Jul-2022

| | | | | |
|------------------------------------|--------|----------------|--|--------------|
| 1. Expenditure by Maintenance Fund | 動用維修基金 | 15座地下更換損壞食水喉工程 | | \$564,220.00 |
|------------------------------------|--------|----------------|--|--------------|

Jun-2022

| | | | | |
|----------------------------------|--------|-------------------------|--|-------------|
| 1. Drainage, Electricals & Pumps | 水電保養維修 | 五金物料: 15座地下重鋪泵房對出行人路用物料 | | \$12,170.00 |
|----------------------------------|--------|-------------------------|--|-------------|

Apr-2022

| | | | | |
|------------------------------------|--------|------------------|--|------------|
| 1. Expenditure by Maintenance Fund | 動用維修基金 | 5座消防泵房對出搭建臨時明喉工程 | | \$1,430.71 |
|------------------------------------|--------|------------------|--|------------|

Mar-2022

| | | | | |
|------------------------------------|--------|--------------------|------------|------------|
| 1. Expenditure by Maintenance Fund | 動用維修基金 | 藍閘對出馬路更換滲漏地底喉管工程 | \$2,030.74 | |
| | | 5座消防泵房對出更換消防入水喉管工程 | \$5,334.91 | \$7,365.65 |

電費

由2022年1月起上調電費5.8%

T.L.60
HONG KONG GARDENS - BLOCK 16
SUPPLEMENTARY NOTES

豪景花園 第十六座
備註

Dec-2022

| | | | | |
|----------------------------------|--------|--------------------------|-------------|-------------|
| 1. Drainage, Electricals & Pumps | 水電保養維修 | 16座地下外圍新做隔氣,新加裝井及接駁廚房污水喉 | \$44,500.00 | |
| | | 16座地下大堂更換分體式冷氣機安裝費 | \$6,900.00 | |
| | | 其他 | \$54.00 | \$51,454.00 |

Nov-2022

| | | | | |
|------------------------------------|--------|--------------|-------------|-------------|
| 1. Expenditure by Maintenance Fund | 動用維修基金 | 28座對出行人路安裝欄杆 | | \$13,042.93 |
| 2. Drainage, Electricals & Pumps | 水電保養維修 | 16座地下更換角碼工程 | \$12,375.00 | |
| | | 其他 | \$423.00 | \$12,798.00 |

Oct-2022

| | | | | |
|------------------------------------|--------|-----------------|--|-------------|
| 1. Expenditure by Maintenance Fund | 動用維修基金 | 16座地下泵房更換食水泵控制箱 | | \$26,300.00 |
|------------------------------------|--------|-----------------|--|-------------|

Apr-2022

| | | | | |
|------------------------------------|--------|------------------|--|------------|
| 1. Expenditure by Maintenance Fund | 動用維修基金 | 5座消防泵房對出搭建臨時明喉工程 | | \$2,867.23 |
|------------------------------------|--------|------------------|--|------------|

Mar-2022

| | | | | |
|------------------------------------|--------|--------------------------|-------------|-------------|
| 1. Expenditure by Maintenance Fund | 動用維修基金 | 藍圍對出馬路更換滲漏地底喉管工程 | \$4,069.73 | |
| | | 5座消防泵房對出更換消防入水喉管工程 | \$10,691.51 | \$14,761.24 |
| | 電費 | <u>由2022年1月起上調電費5.8%</u> | | |



T.L.60

HONG KONG GARDENS - BLOCK 17
SUPPLEMENTARY NOTES

豪景花園 第十七座
備註

Nov-2022

| | | | | |
|------------------------------------|--------|--------------|--|-------------|
| 1. Expenditure by Maintenance Fund | 動用維修基金 | 28座對出行人路安裝欄杆 | | \$13,042.93 |
|------------------------------------|--------|--------------|--|-------------|

Oct-2022

| | | | | |
|------------------------------------|--------|-----------------|--|-------------|
| 1. Expenditure by Maintenance Fund | 動用維修基金 | 17座地下泵房更換食水泵控制箱 | | \$26,300.00 |
|------------------------------------|--------|-----------------|--|-------------|

Jul-2022

| | | | | |
|----------------------------------|--------|-----------------------|-------------|--------------|
| 1. Drainage, Electricals & Pumps | 水電保養維修 | 17座地下天井新做煙囪及地井,接駁至污水喉 | \$73,000.00 | |
| | | 17座地下泵房更換廁水泵工程 | \$25,200.00 | |
| | | 其他 | \$4,261.00 | \$102,461.00 |

Apr-2022

| | | | | |
|------------------------------------|--------|------------------|--|------------|
| 1. Expenditure by Maintenance Fund | 動用維修基金 | 5座消防泵房對出搭建臨時明喉工程 | | \$2,867.23 |
|------------------------------------|--------|------------------|--|------------|

Mar-2022

| | | | | |
|------------------------------------|--------|--------------------|-------------|-------------|
| 1. Expenditure by Maintenance Fund | 動用維修基金 | 藍閘對出馬路更換滲漏地底喉管工程 | \$4,069.73 | |
| | | 5座消防泵房對出更換消防入水喉管工程 | \$10,691.51 | \$14,761.24 |
| | 電費 | 由2022年1月起上調電費5.8% | | |



T.L.60

HONG KONG GARDENS - BLOCK 18
SUPPLEMENTARY NOTES

豪景花園 第十八座
備註

Nov-2022

| | | | | |
|------------------------------------|--------|-------------------|------------------------|-------------|
| 1. Expenditure by Maintenance Fund | 動用維修基金 | 28座對出行人路安裝欄杆 | | \$13,042.93 |
| 2. Drainage, Electricals & Pumps | 水電保養維修 | 18座地下更換角碼工程 其他 | \$12,375.00 \$42.00 | \$12,417.00 |

Oct-2022

| | | | | |
|------------------------------------|--------|-----------------|--|-------------|
| 1. Expenditure by Maintenance Fund | 動用維修基金 | 18座地下泵房更換食水泵控制箱 | | \$26,300.00 |
|------------------------------------|--------|-----------------|--|-------------|

Aug-2022

| | | | | |
|--------------|-----|-----------------|--|---------------|
| 1. Legal Fee | 訴訟費 | 2018年核數調整 - 訴訟費 | | (\$10,000.00) |
|--------------|-----|-----------------|--|---------------|

Jul-2022

| | | | | |
|----------------------------------|--------|-----------------------------|---------------------------|-------------|
| 1. Drainage, Electricals & Pumps | 水電保養維修 | 18座地下天井新做煙囪及地井,接駁至污水喉 其他 | \$73,000.00 \$4,931.00 | \$77,931.00 |
|----------------------------------|--------|-----------------------------|---------------------------|-------------|

Apr-2022

| | | | | |
|------------------------------------|--------|------------------|--|------------|
| 1. Expenditure by Maintenance Fund | 動用維修基金 | 5座消防泵房對出搭建臨時明喉工程 | | \$2,867.23 |
|------------------------------------|--------|------------------|--|------------|

Mar-2022

| | | | | |
|------------------------------------|--------|--|---------------------------|-------------|
| 1. Expenditure by Maintenance Fund | 動用維修基金 | 藍閘對出馬路更換滲漏地底喉管工程 5座消防泵房對出更換消防入水喉管工程 | \$4,069.73 \$10,691.51 | \$14,761.24 |
|------------------------------------|--------|--|---------------------------|-------------|

電費
由2022年1月起上調電費5.8%



| | | | | | |
|------------------------------------|--------|--------------------------|-------------|--|-------------|
| T.L.60 | | | | | |
| HONG KONG GARDENS - BLOCK 19 | | 豪景花園 第十九座 | | | |
| SUPPLEMENTARY NOTES | | 備註 | | | |
| <u>Nov-2022</u> | | | | | |
| 1. Expenditure by Maintenance Fund | 動用維修基金 | 28座對出行人路安裝欄杆 | | | \$13,042.93 |
| 2. Drainage, Electricals & Pumps | 水電保養維修 | 19座地下更換角碼工程 | \$14,775.00 | | |
| | | 其他 | \$54.00 | | \$14,829.00 |
| <u>Oct-2022</u> | | | | | |
| 1. Expenditure by Maintenance Fund | 動用維修基金 | 19座地下泵房更換食水泵控制箱 | | | \$26,300.00 |
| <u>Aug-2022</u> | | | | | |
| 1. Drainage, Electricals & Pumps | 水電保養維修 | 19座地下泵房更換損壞食水泵代工費 | \$26,500.00 | | |
| | | 其他 | \$8,135.50 | | \$34,635.50 |
| <u>Jul-2022</u> | | | | | |
| 1. Lifts | 升降機 | 19座13號傷殘升降台更換電池 | \$9,900.00 | | |
| | | 2022年7月份升降機保養費 | \$10,472.73 | | \$20,372.73 |
| <u>Apr-2022</u> | | | | | |
| 1. Expenditure by Maintenance Fund | 動用維修基金 | 5座消防泵房對出搭建臨時明喉工程 | | | \$2,867.23 |
| <u>Mar-2022</u> | | | | | |
| 1. Expenditure by Maintenance Fund | 動用維修基金 | 藍閘對出馬路更換滲漏地底喉管工程 | \$4,069.73 | | |
| | | 5座消防泵房對出更換消防入水喉管工程 | \$10,691.51 | | \$14,761.24 |
| 2. Drainage, Electricals & Pumps | 水電保養維修 | 19座更換防盜架及加裝刀片棘線代工費 | \$6,300.00 | | |
| | | 19座地下泵房加裝減壓制(隔膜式控制閥) | \$22,230.00 | | |
| | | 19座地下泵房更換損壞食水泵配件 | \$2,966.00 | | \$31,496.00 |
| | 電費 | <u>由2022年1月起上調電費5.8%</u> | | | |



T.L.60

HONG KONG GARDENS - BLOCK 20
SUPPLEMENTARY NOTES豪景花園 第二十座
備註Nov-2022

| | | | | |
|------------------------------------|--------|-------------------|-----------------------|-------------|
| 1. Expenditure by Maintenance Fund | 動用維修基金 | 28座對出行人路安裝欄杆 | | \$13,042.93 |
| 2. Drainage, Electricals & Pumps | 水電保養維修 | 20座地下更換角碼工程 其他 | \$13,575.00 \$6.00 | \$13,581.00 |

Oct-2022

| | | | | |
|------------------------------------|--------|-----------------|--|-------------|
| 1. Expenditure by Maintenance Fund | 動用維修基金 | 20座地下泵房更換食水泵控制箱 | | \$26,300.00 |
|------------------------------------|--------|-----------------|--|-------------|

Aug-2022

| | | | | |
|----------------------------------|--------|---|---------------------------|---------------|
| 1. Legal Fee | 訴訟費 | 2018年核數調整 - 訴訟費 | | (\$10,000.00) |
| 2. Drainage, Electricals & Pumps | 水電保養維修 | Superpower - 20座地下泵房更換損壞食水泵1個及代工費 其他 | \$22,252.50 \$5,231.50 | \$27,484.00 |

Jul-2022

| | | | | |
|----------------------------------|--------|--|--|-------------|
| 1. Drainage, Electricals & Pumps | 水電保養維修 | 20座大堂購買/更換1部"樂信"分體冷氣機及雲石飾面工程代工 維修外牆公喉及污水喉搭棚工程 其他 | \$24,280.00 \$11,060.00 \$4,899.00 | \$40,239.00 |
| 2. Fire Fighting System | 消防保養 | 20座更換天台B梯損壞防煙門工程 | | \$14,500.00 |

Apr-2022

| | | | | |
|------------------------------------|--------|------------------|--|------------|
| 1. Expenditure by Maintenance Fund | 動用維修基金 | 5座消防泵房對出搭建臨時明喉工程 | | \$2,867.23 |
|------------------------------------|--------|------------------|--|------------|

Mar-2022

| | | | | |
|------------------------------------|--------|--|---------------------------|-------------|
| 1. Expenditure by Maintenance Fund | 動用維修基金 | 藍閘對出馬路更換滲漏地底喉管工程 5座消防泵房對出更換消防入水喉管工程 | \$4,069.73 \$10,691.51 | \$14,761.24 |
| | 電費 | 由2022年1月起上調電費5.8% | | |



T.L.60

HONG KONG GARDENS - BLOCK 21
SUPPLEMENTARY NOTES

豪景花園 第二十一座
備註

Nov-2022

| | | | | |
|------------------------------------|--------|-------------------|-------------------------|-------------|
| 1. Expenditure by Maintenance Fund | 動用維修基金 | 28座對出行人路安裝欄杆 | | \$13,042.93 |
| 2. Drainage, Electricals & Pumps | 水電保養維修 | 21座地下更換角碼工程 其他 | \$14,775.00 \$967.00 | \$15,742.00 |

Oct-2022

| | | | | |
|------------------------------------|--------|-----------------|--|-------------|
| 1. Expenditure by Maintenance Fund | 動用維修基金 | 21座地下泵房更換食水泵控制箱 | | \$26,300.00 |
|------------------------------------|--------|-----------------|--|-------------|

Aug-2022

| | | | | |
|----------------------------------|--------|---------------------------------------|---------------------------|-------------|
| 1. Drainage, Electricals & Pumps | 水電保養維修 | 21座天台泵房食水泵安裝變頻器,100公升恒壓鼓各2個及代工費 其他 | \$36,635.00 \$8,980.50 | \$45,615.50 |
|----------------------------------|--------|---------------------------------------|---------------------------|-------------|

Jul-2022

| | | | | |
|----------------------------------|--------|-----------------------------------|---------------------------|-------------|
| 1. Drainage, Electricals & Pumps | 水電保養維修 | 21座地下泵房更換廁水泵 其他 | \$19,000.00 \$4,276.00 | \$23,276.00 |
| 2. Lifts | 升降機 | 21座17號傷殘升降台更換電池 2022年7月份升降機保養費 | \$9,900.00 \$10,472.73 | \$20,372.73 |

Apr-2022

| | | | | |
|------------------------------------|--------|--------------------------------------|---------------------------|-------------|
| 1. Expenditure by Maintenance Fund | 動用維修基金 | 5座消防泵房對出搭建臨時明喉工程 21座對出行人路更換消防喉管工程 | \$2,867.23 \$88,820.00 | \$91,687.23 |
|------------------------------------|--------|--------------------------------------|---------------------------|-------------|

Mar-2022

| | | | | |
|------------------------------------|--------|--|---------------------------|-------------|
| 1. Expenditure by Maintenance Fund | 動用維修基金 | 藍閘對出馬路更換滲漏地底喉管工程 5座消防泵房對出更換消防入水喉管工程 | \$4,069.73 \$10,691.51 | \$14,761.24 |
| | 電費 | <u>由2022年1月起上調電費5.8%</u> | | |



T.L.60

HONG KONG GARDENS - BLOCK 22
SUPPLEMENTARY NOTES

豪景花園 第二十二座
備註

Nov-2022

| | | | | |
|------------------------------------|--------|----------------------|---------------------------|-------------|
| 1. Expenditure by Maintenance Fund | 動用維修基金 | 28座對出行人路安裝欄杆 | | \$10,476.67 |
| 2. Drainage, Electricals & Pumps | 水電保養維修 | 22B22客廳窗簾頂防水工程 其他 | \$37,000.00 \$5,074.00 | \$42,074.00 |

Oct-2022

| | | | | |
|------------------------------------|--------|-----------------|--|-------------|
| 1. Expenditure by Maintenance Fund | 動用維修基金 | 22座地下泵房更換食水泵控制箱 | | \$26,300.00 |
|------------------------------------|--------|-----------------|--|-------------|

Jul-2022

| | | | | |
|----------------------------------|--------|--------------------|---------------------------|-------------|
| 1. Drainage, Electricals & Pumps | 水電保養維修 | 22座地下泵房更換廁水泵 其他 | \$17,300.00 \$1,942.00 | \$19,242.00 |
|----------------------------------|--------|--------------------|---------------------------|-------------|

Apr-2022

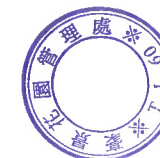
| | | | | |
|------------------------------------|--------|------------------|--|------------|
| 1. Expenditure by Maintenance Fund | 動用維修基金 | 5座消防泵房對出搭建臨時明喉工程 | | \$2,303.09 |
|------------------------------------|--------|------------------|--|------------|

Mar-2022

| | | | | |
|------------------------------------|--------|--|--------------------------|-------------|
| 1. Expenditure by Maintenance Fund | 動用維修基金 | 藍閘對出馬路更換滲漏地底喉管工程 5座消防泵房對出更換消防入水喉管工程 | \$3,268.99 \$8,587.91 | \$11,856.90 |
|------------------------------------|--------|--|--------------------------|-------------|

電費

由2022年1月起上調電費5.8%



T.L.60

HONG KONG GARDENS - BLOCK 23
SUPPLEMENTARY NOTES

豪景花園 第二十三座
備註

Nov-2022

| | | | | |
|------------------------------------|--------|--------------|--|-------------|
| 1. Expenditure by Maintenance Fund | 動用維修基金 | 28座對出行人路安裝欄杆 | | \$10,000.46 |
|------------------------------------|--------|--------------|--|-------------|

Apr-2022

| | | | | |
|------------------------------------|--------|------------------|--|------------|
| 1. Expenditure by Maintenance Fund | 動用維修基金 | 5座消防泵房對出搭建臨時明喉工程 | | \$2,198.40 |
|------------------------------------|--------|------------------|--|------------|

Mar-2022

| | | | | |
|------------------------------------|--------|--------------------|-------------------|-------------|
| 1. Expenditure by Maintenance Fund | 動用維修基金 | 藍閘對出馬路更換滲漏地底喉管工程 | \$3,120.40 | |
| | | 5座消防泵房對出更換消防入水喉管工程 | <u>\$8,197.55</u> | \$11,317.95 |

| | | | | |
|----|-------------------|--|--|--|
| 電費 | 由2022年1月起上調電費5.8% | | | |
|----|-------------------|--|--|--|



T.L.60
HONG KONG GARDENS - BLOCK 24
SUPPLEMENTARY NOTES

豪景花園 第二十四座
備註

Nov-2022

| | | | | |
|------------------------------------|--------|--------------|--|------------|
| 1. Expenditure by Maintenance Fund | 動用維修基金 | 28座對出行人路安裝欄杆 | | \$9,524.25 |
|------------------------------------|--------|--------------|--|------------|

Oct-2022

| | | | | |
|------------------------------------|--------|-----------------|--|-------------|
| 1. Expenditure by Maintenance Fund | 動用維修基金 | 24座地下泵房更換食水泵控制箱 | | \$26,300.00 |
|------------------------------------|--------|-----------------|--|-------------|

Aug-2022

| | | | | |
|--------------|-----|---|-----------------------------|---------------|
| 1. Legal Fee | 訴訟費 | 24座樓層公眾走廊審核圖則顧問服務-草擬合約 2018年核數調整 - 訴訟費 | \$1,000.00 (\$20,000.00) | (\$19,000.00) |
|--------------|-----|---|-----------------------------|---------------|

Apr-2022

| | | | | |
|------------------------------------|--------|--|----------------------------|--------------|
| 1. Expenditure by Maintenance Fund | 動用維修基金 | 5座消防泵房對出搭建臨時明喉工程 24座外圍更換消防喉管及食水喉管工程 | \$2,093.72 \$187,280.00 | \$189,373.72 |
|------------------------------------|--------|--|----------------------------|--------------|

Mar-2022

| | | | | |
|------------------------------------|--------|--|--------------------------|-------------|
| 1. Expenditure by Maintenance Fund | 動用維修基金 | 藍閘對出馬路更換滲漏地底喉管工程 5座消防泵房對出更換消防入水喉管工程 | \$2,971.81 \$7,807.19 | \$10,779.00 |
|------------------------------------|--------|--|--------------------------|-------------|

| | | | | |
|----|--|-------------------|--|--|
| 電費 | | 由2022年1月起上調電費5.8% | | |
|----|--|-------------------|--|--|



T.L.60

HONG KONG GARDENS - BLOCK 25
SUPPLEMENTARY NOTES

豪景花園 第二十五座
備註

Nov-2022

| | | | | |
|------------------------------------|--------|--------------|--|-------------|
| 1. Expenditure by Maintenance Fund | 動用維修基金 | 28座對出行人路安裝欄杆 | | \$10,476.67 |
|------------------------------------|--------|--------------|--|-------------|

Oct-2022

| | | | | |
|------------------------------------|--------|-----------------|--|-------------|
| 1. Expenditure by Maintenance Fund | 動用維修基金 | 25座地下泵房更換食水泵控制箱 | | \$26,300.00 |
|------------------------------------|--------|-----------------|--|-------------|

Aug-2022

| | | | | |
|----------------------------------|--------|----------------|-------------|-------------|
| 1. Drainage, Electricals & Pumps | 水電保養維修 | 25座地下泵房更換損壞食水泵 | \$12,700.00 | |
| | | 其他 | \$3,862.00 | \$16,562.00 |

Apr-2022

| | | | | |
|------------------------------------|--------|------------------|--|------------|
| 1. Expenditure by Maintenance Fund | 動用維修基金 | 5座消防泵房對出搭建臨時明喉工程 | | \$2,303.09 |
|------------------------------------|--------|------------------|--|------------|


Mar-2022

| | | | | |
|------------------------------------|--------|--------------------|------------|-------------|
| 1. Expenditure by Maintenance Fund | 動用維修基金 | 藍閣對出馬路更換滲漏地底喉管工程 | \$3,268.99 | |
| | | 5座消防泵房對出更換消防入水喉管工程 | \$8,587.91 | \$11,856.90 |

Feb-2022

| | | | | |
|----------------------------------|--------|--------------------------|-------------|-------------|
| 1. Drainage, Electricals & Pumps | 水電保養維修 | 25座天台1號食水更換1台損壞加壓泵(高福三匹) | \$10,900.00 | |
| | | 其他 | \$20.00 | \$10,920.00 |

電費 由2022年1月起上調電費5.8%



T.L.60

HONG KONG GARDENS - BLOCK 26
SUPPLEMENTARY NOTES

豪景花園 第二十六座
備註

Nov-2022

| | | | | |
|------------------------------------|--------|-----------------|--|-------------|
| 1. Expenditure by Maintenance Fund | 動用維修基金 | 28座對出行人路安裝欄杆 | | \$10,000.46 |
| 2. Fire Fighting System | 消防保養 | 2021年大廈消防年檢執修工程 | | \$11,175.00 |

Aug-2022

| | | | | |
|--------------|-----|---|-----------------------------|--------------|
| 1. Legal Fee | 訴訟費 | 26座樓層公眾走廊審核圖則顧問服務-草擬合約 2018年核數調整 - 訴訟費 | \$1,000.00 (\$10,000.00) | (\$9,000.00) |
|--------------|-----|---|-----------------------------|--------------|

Apr-2022

| | | | | |
|------------------------------------|--------|------------------|--|------------|
| 1. Expenditure by Maintenance Fund | 動用維修基金 | 5座消防泵房對出搭建臨時明喉工程 | | \$2,198.40 |
|------------------------------------|--------|------------------|--|------------|

Mar-2022

| | | | | |
|------------------------------------|--------|--|--------------------------|-------------|
| 1. Expenditure by Maintenance Fund | 動用維修基金 | 藍閘對出馬路更換滲漏地底喉管工程 5座消防泵房對出更換消防入水喉管工程 | \$3,120.40 \$8,197.55 | \$11,317.95 |
| | 電費 | <u>由2022年1月起上調電費5.8%</u> | | |



T.L.60
HONG KONG GARDENS - BLOCK 27
SUPPLEMENTARY NOTES

豪景花園 第二十七座
備註

Dec-2022

| | | | | |
|----------------------------------|--------|------------------------|------------------------|-------------|
| 1. Drainage, Electricals & Pumps | 水電保養維修 | 27座玻璃門更換損壞地較及門上軸 其他 | \$14,500.00 \$95.00 | \$14,595.00 |
|----------------------------------|--------|------------------------|------------------------|-------------|

Nov-2022

| | | | | |
|------------------------------------|--------|--------------|--|-------------|
| 1. Expenditure by Maintenance Fund | 動用維修基金 | 28座對出行人路安裝欄杆 | | \$10,000.46 |
|------------------------------------|--------|--------------|--|-------------|

Oct-2022

| | | | | |
|------------------------------------|--------|-----------------|--|-------------|
| 1. Expenditure by Maintenance Fund | 動用維修基金 | 27座地下泵房更換食水泵控制箱 | | \$26,300.00 |
|------------------------------------|--------|-----------------|--|-------------|

Aug-2022

| | | | | |
|----------|-----|-------------------------------------|----------------------------|-------------|
| 1. Lifts | 升降機 | 27座1號升降機更換機頂損壞冷氣機 2022年8月份升降機保養費 | \$29,500.00 \$11,500.00 | \$41,000.00 |
|----------|-----|-------------------------------------|----------------------------|-------------|

Jul-2022

| | | | | |
|----------------------------------|--------|--------------------|---------------------------|-------------|
| 1. Drainage, Electricals & Pumps | 水電保養維修 | 27座地下泵房更換廁水泵 其他 | \$17,300.00 \$5,193.00 | \$22,493.00 |
|----------------------------------|--------|--------------------|---------------------------|-------------|

Apr-2022

| | | | | |
|------------------------------------|--------|------------------|--|------------|
| 1. Expenditure by Maintenance Fund | 動用維修基金 | 5座消防泵房對出搭建臨時明喉工程 | | \$2,198.40 |
|------------------------------------|--------|------------------|--|------------|

Mar-2022

| | | | | |
|------------------------------------|--------|---------------------------|--------------|--------------|
| 1. Expenditure by Maintenance Fund | 動用維修基金 | 藍閘對出馬路更換滲漏地底喉管工程 | \$3,120.40 | |
| | | 5座消防泵房對出更換消防入水喉管工程 | \$8,197.55 | |
| | | 27座外圍食水閘制井,喉管還原及更換廁水閘制及工程 | \$103,439.00 | |
| | | 27座外圍更換食水喉管,回填及還原路面工程 | \$277,955.00 | \$392,711.95 |

電費 由2022年1月起上調電費5.8%



T.L.60
HONG KONG GARDENS - BLOCK 28
SUPPLEMENTARY NOTES 豪景花園 第二十八座
備註

Nov-2022

| | | | | |
|------------------------------------|--------|--------------|--|------------|
| 1. Expenditure by Maintenance Fund | 動用維修基金 | 28座對出行人路安裝欄杆 | | \$9,524.25 |
|------------------------------------|--------|--------------|--|------------|

Oct-2022

| | | | | |
|------------------------------------|--------|-----------------|--|-------------|
| 1. Expenditure by Maintenance Fund | 動用維修基金 | 28座地下泵房更換食水泵控制箱 | | \$26,300.00 |
|------------------------------------|--------|-----------------|--|-------------|

Aug-2022

| | | | | |
|------------------|------|-----------------------------|--|-------------|
| 1. Sundry Income | 什項收入 | 4/20-8/22欠管理費利息及入稟小額行政費,釘契費 | | \$25,779.00 |
|------------------|------|-----------------------------|--|-------------|

| | | | | |
|----------------------------------|--------|-------------------|-------------|-------------|
| 2. Drainage, Electricals & Pumps | 水電保養維修 | 28座地下泵房更換損壞廁水泵代工費 | \$10,070.00 | |
| | | 其他 | \$1,103.00 | \$11,173.00 |

| | | | | |
|----------|-----|-------------------|-------------|-------------|
| 3. Lifts | 升降機 | 27座1號升降機更換機頂損壞冷氣機 | \$29,500.00 | |
| | | | \$11,500.00 | \$41,000.00 |

Jul-2022

| | | | | |
|----------------------------------|--------|--------------|-------------|-------------|
| 1. Drainage, Electricals & Pumps | 水電保養維修 | 28座地下泵房更換廁水泵 | \$17,300.00 | |
| | | 其他 | \$4,381.33 | \$21,681.33 |

Apr-2022

| | | | | |
|------------------------------------|--------|------------------|--|------------|
| 1. Expenditure by Maintenance Fund | 動用維修基金 | 5座消防泵房對出搭建臨時明喉工程 | | \$2,093.72 |
|------------------------------------|--------|------------------|--|------------|

Mar-2022

| | | | | |
|------------------------------------|--------|--------------------------|------------|-------------|
| 1. Expenditure by Maintenance Fund | 動用維修基金 | 藍閘對出馬路更換滲漏地底喉管工程,16/9/21 | \$2,971.81 | |
| | | 5座消防泵房對出更換消防入水喉管工程 | \$7,807.19 | \$10,779.00 |

| | | | | |
|----|--|--------------------------|--|--|
| 電費 | | <u>由2022年1月起上調電費5.8%</u> | | |
|----|--|--------------------------|--|--|



T.L.60
HONG KONG GARDENS - CARPARK A
SUPPLEMENTARY NOTES

豪景花園車場 A
備註

Dec-2022

1. Electricity

電費

2022年用電調整: 充電車位1-4號 (由心型泳池電掣房取電)
2022年用電調整: A車場順豐智能櫃 (由A車場取電)
12/2022 電費

\$37,193.87
(\$603.73)
\$18,148.00

\$54,738.14

Nov-2022

1. Expenditure by Maintenance Fund

動用維修基金

28座對出行人路安裝欄杆

\$4,715.83

Jun-2022

1. Lifts

升降機

A車場L13升降機更換地下門外不銹鋼地磚
2022年6月份升降機保養費及安全証費用

\$12,000.00
\$3,280.00

\$15,280.00

Apr-2022

1. Expenditure by Maintenance Fund

動用維修基金

5座消防泵房對出搭建臨時明喉工程

\$1,036.68

Mar-2022

1. Expenditure by Maintenance Fund

動用維修基金

藍閘對出馬路更換滲漏地底喉管工程,16/9/21
5座消防泵房對出更換消防入水喉管工程

\$1,471.46
\$3,865.64

\$5,337.10

電費

由2022年1月起上調電費5.8%



T.L.60
HONG KONG GARDENS - CARPARK B
SUPPLEMENTARY NOTES

豪景花園車場 B
備註

Dec-2022

| | | | | |
|----------------|----|---|--|-------------|
| 1. Electricity | 電費 | 2022年用電調整: 充電車位1-4號 (由心型泳池電掣房取電) 2022年用電調整: B車場可樂/維他機 (由B車場取電) 12/2022 電費 | \$29,734.23 (\$5,696.03) \$13,854.00 | \$37,892.20 |
|----------------|----|---|--|-------------|

Nov-2022

| | | | | |
|------------------------------------|--------|--|----------------------------|--------------|
| 1. Expenditure by Maintenance Fund | 動用維修基金 | 28座對出行人路安裝欄杆 B車場對出近7座消防喉更換喉管及閘連制井工程 | \$3,770.02 \$264,446.00 | \$268,216.02 |
|------------------------------------|--------|--|----------------------------|--------------|

Aug-2022

| | | | | |
|----------------------------------|--------|--|----------------------------|-------------|
| 1. Drainage, Electricals & Pumps | 水電保養維修 | B2100至102更換喉管(泳池沙缸駁雨水渠) B2182至185更換雨水渠喉管/其他 | \$24,500.00 \$27,028.00 | \$51,528.00 |
|----------------------------------|--------|--|----------------------------|-------------|

Jul-2022

| | | | | |
|--------------------|------|-----------------------------|--|-------------|
| 1. Sundry Expenses | 什項支出 | 中國平安 -保險墊底費18/10/21車位天花石屎剝落 | | \$10,000.00 |
|--------------------|------|-----------------------------|--|-------------|

Apr-2022

| | | | | |
|------------------------------------|--------|------------------|--|----------|
| 1. Expenditure by Maintenance Fund | 動用維修基金 | 5座消防泵房對出搭建臨時明喉工程 | | \$828.76 |
|------------------------------------|--------|------------------|--|----------|

Mar-2022

| | | | | |
|------------------------------------|--------|--|--------------------------|------------|
| 1. Expenditure by Maintenance Fund | 動用維修基金 | 藍閘對出馬路更換滲漏地底喉管工程,16/9/21 5座消防泵房對出更換消防入水喉管工程 | \$1,176.33 \$3,090.35 | \$4,266.68 |
|------------------------------------|--------|--|--------------------------|------------|

| | | | | |
|----------------------------------|--------|-------------------------|--|-------------|
| 2. Drainage, Electricals & Pumps | 水電保養維修 | B0173 & 0127中間車路天花土波令工程 | | \$17,000.00 |
|----------------------------------|--------|-------------------------|--|-------------|

電費
由2022年1月起上調電費5.8%



T.L.60

HONG KONG GARDENS - CARPARK C
SUPPLEMENTARY NOTES

豪景花園車場 C
備註

Dec-2022

1. Electricity

電費

2022年用電調整: 充電車位1-4號 (由心型泳池電掣房取電)
12/2022 電費

\$33,959.60

\$16,384.00

\$50,343.60

Nov-2022

1. Expenditure by Maintenance Fund

動用維修基金

28座對出行人路安裝欄杆
C車場出入口消防喉更換喉管及閘連制井工程

\$4,305.75

\$264,552.00

Apr-2022

1. Expenditure by Maintenance Fund

動用維修基金

5座消防泵房對出搭建臨時明喉工程

\$946.53

Mar-2022

1. Expenditure by Maintenance Fund

動用維修基金

藍閘對出馬路更換滲漏地底喉管工程,16/9/21
5座消防泵房對出更換消防入水喉管工程

\$1,343.50

\$3,529.50

\$4,873.00

電費

由2022年1月起上調電費5.8%



T.L.60

HONG KONG GARDENS - CARPARK D
SUPPLEMENTARY NOTES

豪景花園車場 D
備註

Dec-2022

1. Electricity

電費

2022年用電調整: 充電車位1-4號 (由心型泳池電掣房取電)
2022年用電調整: 遊樂會旁可樂/維他機 (由D車場取電)
12/2022 電費

\$46,740.10
(\$3,925.58)
\$13,894.00

\$56,708.52

2. Drainage, Electricals & Pumps

水電保養維修

D1171至186車位改善滲漏工程
D1181車位對出挖掘開井探土工程
其他

\$782,000.00
\$76,000.00
\$1,688.00

\$859,688.00

Nov-2022

1. Expenditure by Maintenance Fund

動用維修基金

28座對出行人路安裝欄杆

\$5,926.20

Jul-2022

1. Sundry Expenses

什項支出

保險賠償,車位11/5/22因天花石屎剝落使車輛損毀
其他

\$10,000.00
\$298.50

\$10,298.50

Apr-2022

1. Expenditure by Maintenance Fund

動用維修基金

5座消防泵房對出搭建臨時明喉工程

\$1,302.76

Mar-2022

1. Expenditure by Maintenance Fund

動用維修基金

藍閘對出馬路更換滲漏地底喉管工程,16/9/21
5座消防泵房對出更換消防入水喉管工程

\$1,849.13
\$4,857.81

\$6,706.94

電費

由2022年1月起上調電費5.8%



T.L.60

H. K. GARDEN - COMMERCIAL COMPLEX 豪景花園 - 商場
SUPPLEMENTARY NOTES 備註

Nov-2022

| | | | | |
|------------------------------------|--------|--------------|--|----------|
| 1. Expenditure by Maintenance Fund | 動用維修基金 | 28座對出行人路安裝欄杆 | | \$396.88 |
|------------------------------------|--------|--------------|--|----------|

Aug-2022

| | | | | |
|----------------------------------|--------|-------------------------------------|-------------|--------------|
| 1. Drainage, Electricals & Pumps | 水電保養維修 | 商場地下大堂玻璃門維修工程 | \$29,830.00 | |
| | | 商場總污水排水渠井更換2台三相潛水泵工程 | \$78,000.00 | |
| | | 商場公眾固定電力裝置定期檢查及維修(WR2) | \$45,000.00 | |
| | | 6/1 & 22/1/2022商場總排水渠淤塞吸渣及通渠服務 / 其他 | \$10,100.00 | \$162,930.00 |
| 2. Lifts | 升降機 | 機電署實務守則"升降機特定保養工作"(L1) | \$11,500.00 | |
| | | 商場8月1-3號扶手電梯及1號升降機保養 | \$26,027.00 | \$37,527.00 |
| 3. Air Condition System | 冷氣系統 | 商場緊急搭棚接駁天台水塔散熱風扇電源,維修及清洗工程 | \$47,000.00 | |
| | | 商場天台更換1號冷氣水泵工程 | \$17,100.00 | |
| | | 商場緊急維修22號舖前走廊天花冷氣系統供水喉工程 | \$28,000.00 | |
| | | 商場女廁更換3匹分體式冷氣機電子板工程/8月商場冷氣機及水質保養 | \$12,500.00 | \$104,600.00 |

Jun-2022

| | | | | |
|-------------------------|------|-------------------------------------|--|-------------|
| 1. Fire Fighting System | 消防保養 | 商場消防指令(FSDFSI43022007)進行實地視察及提供改善方案 | | \$38,000.00 |
|-------------------------|------|-------------------------------------|--|-------------|

Apr-2022

| | | | | |
|------------------------------------|--------|------------------|--|---------|
| 1. Expenditure by Maintenance Fund | 動用維修基金 | 5座消防泵房對出搭建臨時明喉工程 | | \$87.24 |
|------------------------------------|--------|------------------|--|---------|

Mar-2022

| | | | | |
|------------------------------------|--------|--------------------------|----------|----------|
| 1. Expenditure by Maintenance Fund | 動用維修基金 | 藍閘對出馬路更換滲漏地底喉管工程,16/9/21 | \$123.83 | |
| | | 5座消防泵房對出更換消防入水喉管工程 | \$325.30 | \$449.13 |
| | 電費 | 由2022年1月起上調電費5.8% | | |



| APPORTIONMENT OF GARDENS EXPENSES 公共費用之分攤 | | | Jan-22 (一月) | Feb-22 (二月) | Mar-22 (三月) | Apr-22 (四月) | May-22 (五月) | Jun-22 (六月) | Jul-22 (七月) | Aug-22 (八月) | Sep-22 (九月) | Oct-22 (十月) | Nov-22 (十一月) | Dec-22 (十二月) | 1-12/2022 TOTAL總計 |
|---|------------------|-------------|------------------|------------------|------------------|------------------|------------------|------------------|------------------|------------------|------------------|------------------|------------------|------------------|----------------------|
| BLK 1 | 1440 SHARES | 第一座 | (\$52,570.04) | (\$60,014.55) | (\$63,783.18) | (\$75,572.11) | (\$55,326.97) | (\$63,070.58) | (\$58,821.63) | (\$59,901.37) | (\$52,624.35) | (\$65,199.87) | (\$55,018.13) | (\$68,011.43) | (\$729,914.21) |
| BLK 2 | 1440 SHARES | 第二座 | (\$52,570.04) | (\$60,014.55) | (\$63,783.18) | (\$75,572.11) | (\$55,326.97) | (\$63,070.58) | (\$58,821.63) | (\$59,901.37) | (\$52,624.35) | (\$65,199.87) | (\$55,018.13) | (\$68,011.43) | (\$729,914.21) |
| BLK 3 | 1404 SHARES | 第三座 | (\$51,255.79) | (\$58,514.18) | (\$62,188.60) | (\$73,682.80) | (\$53,943.80) | (\$61,493.82) | (\$57,351.09) | (\$58,403.84) | (\$51,308.74) | (\$63,569.87) | (\$53,642.68) | (\$66,311.14) | (\$711,666.35) |
| BLK 4 | 1404 SHARES | 第四座 | (\$51,255.79) | (\$58,514.18) | (\$62,188.60) | (\$73,682.80) | (\$53,943.80) | (\$61,493.82) | (\$57,351.09) | (\$58,403.84) | (\$51,308.74) | (\$63,569.87) | (\$53,642.68) | (\$66,311.14) | (\$711,666.35) |
| BLK 5 | 1760 SHARES | 第五座 | (\$64,252.28) | (\$73,351.11) | (\$77,957.22) | (\$92,365.91) | (\$67,621.85) | (\$77,086.27) | (\$71,893.10) | (\$73,212.79) | (\$64,318.65) | (\$79,688.73) | (\$67,244.38) | (\$83,125.08) | (\$892,117.37) |
| BLK 6 | 1760 SHARES | 第六座 | (\$64,252.28) | (\$73,351.11) | (\$77,957.22) | (\$92,365.91) | (\$67,621.85) | (\$77,086.27) | (\$71,893.10) | (\$73,212.79) | (\$64,318.65) | (\$79,688.73) | (\$67,244.38) | (\$83,125.08) | (\$892,117.37) |
| BLK 7 | 2376 SHARES | 第七座 | (\$86,740.57) | (\$99,024.00) | (\$105,242.25) | (\$124,693.97) | (\$91,289.50) | (\$104,066.46) | (\$97,055.68) | (\$98,837.27) | (\$86,830.18) | (\$107,579.78) | (\$90,779.91) | (\$112,218.86) | (\$1,204,358.43) |
| BLK 8 | 2376 SHARES | 第八座 | (\$86,740.57) | (\$99,024.00) | (\$105,242.25) | (\$124,693.97) | (\$91,289.50) | (\$104,066.46) | (\$97,055.68) | (\$98,837.27) | (\$86,830.18) | (\$107,579.78) | (\$90,779.91) | (\$112,218.86) | (\$1,204,358.43) |
| BLK 9 | 2376 SHARES | 第九座 | (\$86,740.57) | (\$99,024.00) | (\$105,242.25) | (\$124,693.97) | (\$91,289.50) | (\$104,066.46) | (\$97,055.68) | (\$98,837.27) | (\$86,830.18) | (\$107,579.78) | (\$90,779.91) | (\$112,218.86) | (\$1,204,358.43) |
| BLK 10 | 2376 SHARES | 第十座 | (\$86,740.57) | (\$99,024.00) | (\$105,242.25) | (\$124,693.97) | (\$91,289.50) | (\$104,066.46) | (\$97,055.68) | (\$98,837.27) | (\$86,830.18) | (\$107,579.78) | (\$90,779.91) | (\$112,218.86) | (\$1,204,358.43) |
| BLK 11 | 2376 SHARES | 第十一座 | (\$86,740.57) | (\$99,024.00) | (\$105,242.25) | (\$124,693.97) | (\$91,289.50) | (\$104,066.46) | (\$97,055.68) | (\$98,837.27) | (\$86,830.18) | (\$107,579.78) | (\$90,779.91) | (\$112,218.86) | (\$1,204,358.43) |
| BLK 12 | 2376 SHARES | 第十二座 | (\$86,740.57) | (\$99,024.00) | (\$105,242.25) | (\$124,693.97) | (\$91,289.50) | (\$104,066.46) | (\$97,055.68) | (\$98,837.27) | (\$86,830.18) | (\$107,579.78) | (\$90,779.91) | (\$112,218.86) | (\$1,204,358.43) |
| BLK 13 | 1008 SHARES | 第十三座 | (\$36,799.03) | (\$42,010.18) | (\$44,648.23) | (\$52,900.47) | (\$38,728.88) | (\$44,149.41) | (\$41,175.14) | (\$41,930.96) | (\$36,837.05) | (\$45,639.91) | (\$38,512.69) | (\$47,608.00) | (\$510,939.95) |
| BLK 14 | 1008 SHARES | 第十四座 | (\$36,799.03) | (\$42,010.18) | (\$44,648.23) | (\$52,900.47) | (\$38,728.88) | (\$44,149.41) | (\$41,175.14) | (\$41,930.96) | (\$36,837.05) | (\$45,639.91) | (\$38,512.69) | (\$47,608.00) | (\$510,939.95) |
| BLK 15 | 984 SHARES | 第十五座 | (\$35,922.86) | (\$41,009.94) | (\$43,585.17) | (\$51,640.94) | (\$37,806.76) | (\$43,098.23) | (\$40,194.78) | (\$40,932.61) | (\$35,959.97) | (\$44,553.24) | (\$37,595.72) | (\$46,474.48) | (\$498,774.70) |
| BLK 16 | 1972 SHARES | 第十六座 | (\$71,991.75) | (\$82,186.59) | (\$87,347.52) | (\$103,491.80) | (\$75,767.21) | (\$86,371.66) | (\$80,552.95) | (\$82,031.60) | (\$72,066.12) | (\$89,287.60) | (\$75,344.27) | (\$93,137.88) | (\$999,576.95) |
| BLK 17 | 1972 SHARES | 第十七座 | (\$71,991.75) | (\$82,186.59) | (\$87,347.52) | (\$103,491.80) | (\$75,767.21) | (\$86,371.66) | (\$80,552.95) | (\$82,031.60) | (\$72,066.12) | (\$89,287.60) | (\$75,344.27) | (\$93,137.88) | (\$999,576.95) |
| BLK 18 | 1972 SHARES | 第十八座 | (\$71,991.75) | (\$82,186.59) | (\$87,347.52) | (\$103,491.80) | (\$75,767.21) | (\$86,371.66) | (\$80,552.95) | (\$82,031.60) | (\$72,066.12) | (\$89,287.60) | (\$75,344.27) | (\$93,137.88) | (\$999,576.95) |
| BLK 19 | 1972 SHARES | 第十九座 | (\$71,991.75) | (\$82,186.59) | (\$87,347.52) | (\$103,491.80) | (\$75,767.21) | (\$86,371.66) | (\$80,552.95) | (\$82,031.60) | (\$72,066.12) | (\$89,287.60) | (\$75,344.27) | (\$93,137.88) | (\$999,576.95) |
| BLK 20 | 1972 SHARES | 第二十座 | (\$71,991.75) | (\$82,186.59) | (\$87,347.52) | (\$103,491.80) | (\$75,767.21) | (\$86,371.66) | (\$80,552.95) | (\$82,031.60) | (\$72,066.12) | (\$89,287.60) | (\$75,344.27) | (\$93,137.88) | (\$999,576.95) |
| BLK 21 | 1972 SHARES | 第二十一座 | (\$71,991.75) | (\$82,186.59) | (\$87,347.52) | (\$103,491.80) | (\$75,767.21) | (\$86,371.66) | (\$80,552.95) | (\$82,031.60) | (\$72,066.12) | (\$89,287.60) | (\$75,344.27) | (\$93,137.88) | (\$999,576.95) |
| BLK 22 | 1584 SHARES | 第二十二座 | (\$57,827.05) | (\$66,016.00) | (\$70,161.50) | (\$83,129.32) | (\$60,859.67) | (\$69,377.64) | (\$64,703.79) | (\$65,891.51) | (\$57,886.79) | (\$71,719.85) | (\$60,519.94) | (\$74,812.57) | (\$802,905.63) |
| BLK 23 | 1512 SHARES | 第二十三座 | (\$55,198.55) | (\$63,015.27) | (\$66,972.34) | (\$79,350.71) | (\$58,093.32) | (\$66,224.11) | (\$61,762.71) | (\$62,896.44) | (\$55,255.57) | (\$68,459.86) | (\$57,769.04) | (\$71,412.00) | (\$766,409.92) |
| BLK 24 | 1440 SHARES | 第二十四座 | (\$52,570.04) | (\$60,014.55) | (\$63,783.18) | (\$75,572.11) | (\$55,326.97) | (\$63,070.58) | (\$58,821.63) | (\$59,901.37) | (\$52,624.35) | (\$65,199.87) | (\$55,018.13) | (\$68,011.43) | (\$729,914.21) |
| BLK 25 | 1584 SHARES | 第二十五座 | (\$57,827.05) | (\$66,016.00) | (\$70,161.50) | (\$83,129.32) | (\$60,859.67) | (\$69,377.64) | (\$64,703.79) | (\$65,891.51) | (\$57,886.79) | (\$71,719.85) | (\$60,519.94) | (\$74,812.57) | (\$802,905.63) |
| BLK 26 | 1512 SHARES | 第二十六座 | (\$55,198.55) | (\$63,015.27) | (\$66,972.34) | (\$79,350.71) | (\$58,093.32) | (\$66,224.11) | (\$61,762.71) | (\$62,896.44) | (\$55,255.57) | (\$68,459.86) | (\$57,769.04) | (\$71,412.00) | (\$766,409.92) |
| BLK 27 | 1512 SHARES | 第二十七座 | (\$55,198.55) | (\$63,015.27) | (\$66,972.34) | (\$79,350.71) | (\$58,093.32) | (\$66,224.11) | (\$61,762.71) | (\$62,896.44) | (\$55,255.57) | (\$68,459.86) | (\$57,769.04) | (\$71,412.00) | (\$766,409.92) |
| BLK 28 | 1440 SHARES | 第二十八座 | (\$52,570.06) | (\$60,014.50) | (\$63,783.22) | (\$75,572.11) | (\$55,327.01) | (\$63,070.63) | (\$58,821.60) | (\$59,901.41) | (\$52,624.37) | (\$65,199.85) | (\$55,018.16) | (\$68,011.43) | (\$729,914.35) |
| CARPARK A | 713 SHARES | 車場A | (\$26,029.47) | (\$29,715.54) | (\$31,581.53) | (\$37,418.69) | (\$27,394.53) | (\$31,228.70) | (\$29,124.87) | (\$29,659.50) | (\$26,056.36) | (\$32,282.99) | (\$27,241.62) | (\$33,675.10) | (\$361,408.90) |
| CARPARK B | 570 SHARES | 車場B | (\$20,808.98) | (\$23,755.76) | (\$25,247.51) | (\$29,913.96) | (\$21,900.26) | (\$24,965.44) | (\$23,283.56) | (\$23,710.96) | (\$20,830.47) | (\$25,808.28) | (\$21,778.01) | (\$26,921.19) | (\$288,924.38) |
| CARPARK C | 651 SHARES | 車場C | (\$23,766.04) | (\$27,131.58) | (\$28,835.31) | (\$34,164.89) | (\$25,012.40) | (\$28,513.16) | (\$26,592.28) | (\$27,080.41) | (\$23,790.59) | (\$29,475.77) | (\$24,872.78) | (\$30,746.83) | (\$329,982.04) |
| CARPARK D | 896 SHARES | 車場D | (\$32,710.25) | (\$37,342.38) | (\$39,687.31) | (\$47,022.64) | (\$34,425.67) | (\$39,243.92) | (\$36,600.12) | (\$37,271.97) | (\$32,744.04) | (\$40,568.81) | (\$34,233.50) | (\$42,318.22) | (\$454,168.83) |
| COMMERCIAL COMPLEX FIRST OWNER | 60 SHARES 3 % | 商場部份 大業主 | (\$2,190.42) | (\$2,500.61) | (\$2,657.63) | (\$3,148.84) | (\$2,305.29) | (\$2,627.94) | (\$2,450.90) | (\$2,495.89) | (\$2,192.68) | (\$2,716.66) | (\$2,292.42) | (\$2,833.81) | (\$30,413.09) |
| | | | (\$58,452.56) | (\$66,730.09) | (\$70,920.43) | (\$84,028.52) | (\$61,517.98) | (\$70,128.10) | (\$65,403.68) | (\$66,604.26) | (\$58,512.94) | (\$72,495.64) | (\$61,174.58) | (\$75,621.82) | (\$811,590.60) |
| | | | (\$1,948,418.63) | (\$2,224,336.34) | (\$2,364,014.39) | (\$2,800,950.67) | (\$2,050,599.43) | (\$2,337,603.19) | (\$2,180,122.83) | (\$2,220,141.86) | (\$1,950,431.44) | (\$2,416,521.43) | (\$2,039,152.76) | (\$2,520,727.19) | (\$27,053,020.16) |
| SHARES OF CONTRIBUTION: | | | 51,770 | 51,770 | 51,770 | 51,770 | 51,770 | 51,770 | 51,770 | 51,770 | 51,770 | 51,770 | 51,770 | 51,770 | 51,770 |

