


HONG KONG GARDEN
MANAGED BY T. L. 60 MGT LTD
BALANCE SHEET
(UN-AUDITED)

豪景花園
資產負債表
(未經審核)

		30/04/2023	31/12/2022
NON-CURRENT ASSETS	非流動資產		
FIXED ASSETS	固定資產	\$0.00	\$0.00
UTILITY DEPOSITS	公共按金	\$2,114,369.56	\$2,114,369.56
		<u>\$2,114,369.56</u>	<u>\$2,114,369.56</u>
CURRENT ASSETS	流動資產		
MANAGEMENT FEE RECEIVABLES	應收管理費	\$2,688,222.99	\$1,858,929.40
ACCOUNTS RECEIVABLES	應收款項	\$524,069.77	\$1,038,456.28
AMOUNT DUE FROM BUILDING MANAGER	管理公司往來賬	\$188,244.31	\$0.00
CURRENT A/C WITH I.O. (FIXED DEPOSIT)	法團往來賬 (定期存款)	\$50,329,436.32	\$50,329,436.32
PROVISIONAL TAX	電訊物業稅	\$134,548.00	\$134,548.00
CONSUMABLE INVENTORIES	存貨結餘	\$314,565.62	\$289,611.12
PREPAYMENT	預付款項	\$108,560.00	\$58,560.00
CASH BALANCE	現金結餘	\$289,158.00	\$293,329.00
BANK BALANCE	銀行結餘	\$21,472,699.80	\$28,825,732.16
		<u>\$76,049,504.81</u>	<u>\$82,828,602.28</u>
CURRENT LIABILITIES	流動負債		
ACCOUNT PAYABLE & ACCRUED EXPENSES	應付款項	\$6,612,740.47	\$14,686,204.21
MANAGEMENT FEE RECEIVED IN ADVANCE	預付管理費	\$931,160.00	\$347,354.00
TEMPORARY RECEIPT	暫收款項	\$230,113.10	\$548,593.10
REBATE FROM SHELL IN ADVANCE	石油氣回贈預收款項	\$2,062,500.00	\$2,062,500.00
DEBRIS & TELECOM SECURITY DEPOSIT	泥按及電訊台按金	\$1,831,454.00	\$2,228,904.00
AMOUNT DUE TO BUILDING MANAGER	管理公司往來賬	\$0.00	\$1,142,048.04
		<u>\$11,667,967.57</u>	<u>\$21,015,603.35</u>
NET CURRENT ASSETS	流動資產淨值	<u>\$64,381,537.24</u>	<u>\$61,812,998.93</u>
NET ASSETS	資產淨值	<u>\$66,495,906.80</u>	<u>\$63,927,368.49</u>
REPRESENTED BY :	資金分列		
MGT FEE DEP. & PUBLIC UTILITY DEP.	管理費及公共水電按金	\$12,779,982.00	\$12,736,528.00
SINKING FUND - DOM	住宅儲備基金	\$25,592,569.14	\$24,668,319.68
SINKING FUND - COM	商場儲備基金	\$404,567.10	\$369,045.90
SINKING FUND - C.P.	車場儲備基金	\$5,944,152.14	\$5,838,895.54
		<u>\$31,941,288.38</u>	<u>\$30,876,261.12</u>
MAINTENANCE FUND - DOM	住宅維修基金	\$17,923,516.95	\$16,701,103.06
MAINTENANCE FUND - COM	商場維修基金	\$847,577.59	\$767,669.86
MAINTENANCE FUND - C.P.	車場維修基金	\$3,999,846.81	\$3,911,986.93
		<u>\$22,770,941.35</u>	<u>\$21,380,759.85</u>
RETAINED SURPLUS / (LOSS) - DOM	住宅累積盈餘 / (虧損)	(\$15,165,476.10)	(\$14,806,799.27)
RETAINED SURPLUS / (LOSS) - COM	商場累積盈餘 / (虧損)	\$1,192,124.61	\$1,067,402.82
RETAINED SURPLUS / (LOSS) - C.P.	車場累積盈餘 / (虧損)	\$12,977,046.56	\$12,673,215.97
		<u>(\$996,304.93)</u>	<u>(\$1,066,180.48)</u>
OWNERS' EQUITY		<u>\$66,495,906.80</u>	<u>\$63,927,368.49</u>

For and on behalf of
T.L. 60 MANAGEMENT LIMITED



Mandy Yam / Ming Chan

Date : 10. 06. 2023



依據核數及年終調整為準
Subject to audit and year end adjustment

HONG KONG GARDEN 豪景花園
OWNERS' EQUITY AS AT 30/04/2023
30/04/2023 業主權益

		I.E. A/C	SINKING FUND	MAINT. FUND	TOTAL	MF/PU DEPOSIT
		累積盈餘 / (虧損)	儲備基金	維修基金	總計	管理費及 公共水電按金
BLOCK 1	第一座	(\$1,428,973.97)	\$752,039.43	\$1,123,300.53	\$446,365.99	\$416,371.00
BLOCK 2	第二座	(\$1,619,635.65)	\$741,939.45	\$1,113,363.51	\$235,667.31	\$434,294.00
BLOCK 3	第三座	(\$1,107,837.94)	\$730,245.71	\$912,580.50	\$534,988.27	\$307,627.00
BLOCK 4	第四座	(\$1,401,211.17)	\$745,293.74	\$930,642.86	\$274,725.43	\$381,410.00
BLOCK 5	第五座	(\$1,024,839.84)	\$700,401.37	\$1,033,825.95	\$709,387.48	\$438,777.00
BLOCK 6	第六座	(\$1,480,706.44)	\$720,852.97	\$1,055,755.01	\$295,901.54	\$439,021.00
BLOCK 7	第七座	(\$477,682.84)	\$733,404.01	\$235,150.10	\$490,871.27	\$402,266.00
BLOCK 8	第八座	(\$578,386.54)	\$607,778.41	\$237,635.55	\$267,027.42	\$419,585.00
BLOCK 9	第九座	(\$255,776.22)	\$966,072.49	(\$71,715.27)	\$638,581.00	\$447,758.00
BLOCK 10	第十座	(\$420,890.44)	\$1,018,419.98	\$337,687.20	\$935,216.74	\$427,724.00
BLOCK 11	第十一座	(\$224,393.52)	\$1,195,523.38	\$643,805.51	\$1,614,935.37	\$427,072.00
BLOCK 12	第十二座	(\$358,211.94)	\$1,147,019.98	\$559,841.05	\$1,348,649.09	\$463,278.00
BLOCK 13	第十三座	(\$471,201.67)	\$839,673.66	\$672,722.41	\$1,041,194.40	\$312,677.00
BLOCK 14	第十四座	(\$445,809.33)	\$844,844.06	\$587,451.90	\$986,486.63	\$284,967.00
BLOCK 15	第十五座	\$715,184.60	\$373,708.54	\$13,039.20	\$1,101,932.34	\$203,675.00
BLOCK 16	第十六座	(\$251,926.86)	\$1,058,393.62	\$743,182.43	\$1,549,649.19	\$555,078.00
BLOCK 17	第十七座	(\$672,190.98)	\$1,082,188.12	\$813,033.33	\$1,223,030.47	\$451,771.00
BLOCK 18	第十八座	\$182,333.08	\$1,107,418.12	\$737,807.14	\$2,027,558.34	\$469,363.00
BLOCK 19	第十九座	(\$758,418.75)	\$1,421,136.28	\$549,504.91	\$1,212,222.44	\$459,576.00
BLOCK 20	第二十座	(\$1,168,918.94)	\$1,333,481.56	\$658,154.78	\$822,717.40	\$473,159.00
BLOCK 21	第二十一座	\$1,336,800.90	\$1,278,117.92	\$643,151.02	\$3,258,069.84	\$490,719.00
BLOCK 22	第二十二座	(\$1,239,755.92)	\$844,401.35	\$715,135.57	\$319,781.00	\$362,806.00
BLOCK 23	第二十三座	(\$1,399,664.56)	\$822,061.85	\$737,365.42	\$159,762.71	\$308,136.00
BLOCK 24	第二十四座	(\$66,404.02)	\$890,637.14	\$528,004.58	\$1,352,237.70	\$338,155.00
BLOCK 25	第二十五座	(\$894,414.13)	\$841,145.35	\$643,083.94	\$589,815.16	\$320,972.00
BLOCK 26	第二十六座	(\$1,402,236.68)	\$830,873.43	\$860,757.71	\$289,394.46	\$305,752.00
BLOCK 27	第二十七座	\$1,018,626.31	\$1,045,621.63	\$261,648.99	\$2,325,896.93	\$474,739.00
BLOCK 28	第二十八座	\$731,067.36	\$919,875.59	\$647,601.12	\$2,298,544.07	\$390,215.00
		(\$15,165,476.10)	\$25,592,569.14	\$17,923,516.95	\$28,350,609.99	\$11,206,943.00
CPA	車場A	\$5,271,711.60	\$1,415,982.60	\$1,339,413.07	\$8,027,107.27	\$465,370.00
CPB	車場B	\$3,548,319.79	\$1,611,052.00	\$879,025.53	\$6,038,397.32	\$359,979.00
CPC	車場C	\$2,513,168.28	\$1,497,307.03	\$835,179.67	\$4,845,654.98	\$343,635.00
CPD	車場D	\$1,643,846.89	\$1,419,810.51	\$946,228.54	\$4,009,885.94	\$404,055.00
		\$12,977,046.56	\$5,944,152.14	\$3,999,846.81	\$22,921,045.51	\$1,573,039.00
COM	商場部份	\$1,192,124.61	\$404,567.10	\$847,577.59	\$2,444,269.30	\$0.00
		(\$996,304.93)	\$31,941,288.38	\$22,770,941.35	\$53,715,924.80	\$12,779,982.00



T.L.60
HONG KONG GARDENS - BLOCK 1 豪景花園第一座
STATEMENT OF COMPREHENSIVE INCOME 收支報告表
(FORMERLY KNOWN AS INCOME & EXPENDITURE ACCOUNT)

		Jan-23 (一月)	Feb-23 (二月)	Mar-23 (三月)	Apr-23 (四月)	1-4/2023 TOTAL總計
INCOME:	收入					
MANAGEMENT FEE RECEIVED	管理費收入	\$157,680.00	\$157,680.00	\$157,680.00	\$157,680.00	\$630,720.00
LESS: SINKING FUND	減：儲備基金	(\$7,884.00)	(\$7,884.00)	(\$7,884.00)	(\$7,884.00)	(\$31,536.00)
LESS: PROVISION FOR BAD DEBT - M.F.	管理費壞賬撥備	\$0.00	\$0.00	\$0.00	\$0.00	\$0.00
ADD: BAD DEBT (M.F.)WRITTEN BACK	收回管理費壞賬	\$0.00	\$0.00	\$0.00	\$0.00	\$0.00
INSURANCE AND OTHER COMPENSATION	保險及其他賠償	\$0.00	\$0.00	\$0.00	\$0.00	\$0.00
LEGAL FEE RECOVERED	訴訟費收入	\$0.00	\$0.00	\$0.00	\$0.00	\$0.00
INTEREST INCOME	利息收入	\$0.00	\$0.00	\$0.00	\$0.00	\$0.00
SUNDRY INCOME	什項收入	\$0.00	\$0.00	\$0.00	\$0.00	\$0.00
		<u>\$149,796.00</u>	<u>\$149,796.00</u>	<u>\$149,796.00</u>	<u>\$149,796.00</u>	<u>\$599,184.00</u>
EXPENSES:	減：支出					
APPORTIONMENT OF GARDENS EXPENSES	公共費用之分攤	\$52,126.23	\$64,672.05	\$60,524.00	\$61,799.48	\$239,121.76
AUDITORS REMUNERATION	核數費	\$0.00	\$0.00	\$0.00	\$0.00	\$0.00
CONSULTING FEE	諮詢費	\$0.00	\$0.00	\$0.00	\$0.00	\$0.00
CLEANING EXPENSES	清潔費	\$9,560.03	\$9,370.00	\$9,370.00	\$9,370.00	\$37,670.03
ELECTRICITY	電費	\$9,014.00	\$8,064.00	\$7,603.00	\$8,951.00	\$33,632.00
FESTIVAL DECORATION EXPENSES	節日裝飾	\$67.00	\$0.00	\$544.00	\$0.00	\$611.00
FURNITURE, FIXTURES & EQUIPMENT	屋苑設備	\$0.00	\$0.00	\$0.00	\$0.00	\$0.00
LEGAL FEE	訴訟費	\$0.00	\$0.00	\$0.00	\$0.00	\$0.00
MAINTENANCE, REPAIR & INSTALLATION	保養維修					
CONCRETE AND SCAFFOLDING	外牆維修及搭棚	\$0.00	\$3,141.00	\$0.00	\$16,251.00	\$19,392.00
DRAINAGE, ELECTRICALS & PUMPS	水電保養維修	\$2,380.00	\$37.00	\$1,037.50	\$1,341.50	\$4,796.00
SECURITY SYSTEM / SMATV. SYM	保安系統/衛星電視	\$540.00	\$540.00	\$540.00	\$540.00	\$2,160.00
FIRE FIGHTING SYSTEM	消防保養	\$0.00	\$0.00	\$0.00	\$1,200.00	\$1,200.00
LIFTS	升降機	\$6,500.00	\$6,500.00	\$6,500.00	\$6,500.00	\$26,000.00
MANAGER'S REMUNERATION 4%	管理酬金 4%	\$2,879.14	\$2,856.86	\$2,782.66	\$3,516.92	\$12,035.58
MAINTENANCE FUND 11%	維修基金 11%	\$7,917.63	\$7,856.36	\$7,652.31	\$9,671.52	\$33,097.82
PEST CONTROL	殺蟲滅鼠	\$0.00	\$0.00	\$0.00	\$0.00	\$0.00
PRINTING AND STATIONERY	印刷及廣告費	\$0.00	\$0.00	\$202.50	\$0.00	\$202.50
SECURITY GUARD SERVICE CHARGES	保安費	\$42,778.00	\$42,778.00	\$42,778.00	\$42,778.00	\$171,112.00
SUNDRY EXPENSES	什項支出	\$977.44	\$829.44	\$829.44	\$829.44	\$3,465.76
TELEPHONE	電話費	\$162.00	\$162.00	\$162.00	\$162.00	\$648.00
WATER FEE	水費	\$0.00	\$0.00	\$0.00	\$0.00	\$0.00
TOTAL EXPENSES	總支出	<u>\$134,901.47</u>	<u>\$146,806.71</u>	<u>\$140,525.41</u>	<u>\$162,910.86</u>	<u>\$585,144.45</u>
SURPLUS / (DEFICIT) FOR THE PERIOD	本期盈餘/(赤字)	\$14,894.53	\$2,989.29	\$9,270.59	(\$13,114.86)	\$14,039.55
CONTRIBUTION COLLECTED	已收集資	\$0.00	\$0.00	\$0.00	\$0.00	\$0.00
SURPLUS / (DEFICIT) B/F	承上結存	(\$1,443,013.52)	(\$1,428,118.99)	(\$1,425,129.70)	(\$1,415,859.11)	(\$1,443,013.52)
ACCUM.SURPLUS / (DEFICIT) C/F	累積盈餘/(赤字)	<u>(\$1,428,118.99)</u>	<u>(\$1,425,129.70)</u>	<u>(\$1,415,859.11)</u>	<u>(\$1,428,973.97)</u>	<u>(\$1,428,973.97)</u>



T.L.60

HONG KONG GARDENS - BLOCK 2 豪景花園第二座
STATEMENT OF COMPREHENSIVE INCOME 收支報告表
(FORMERLY KNOWN AS INCOME & EXPENDITURE ACCOUNT)

		Jan-23 (一月)	Feb-23 (二月)	Mar-23 (三月)	Apr-23 (四月)	1-4/2023 TOTAL總計
INCOME:	收入					
MANAGEMENT FEE RECEIVED	管理費收入	\$157,680.00	\$157,680.00	\$157,680.00	\$157,680.00	\$630,720.00
LESS: SINKING FUND	減：儲備基金	(\$7,884.00)	(\$7,884.00)	(\$7,884.00)	(\$7,884.00)	(\$31,536.00)
LESS: PROVISION FOR BAD DEBT - M.F.	管理費壞賬撥備	\$0.00	\$0.00	\$0.00	\$0.00	\$0.00
ADD: BAD DEBT (M.F.)WRITTEN BACK	收回管理費壞賬	\$0.00	\$0.00	\$0.00	\$0.00	\$0.00
INSURANCE AND OTHER COMPENSATION	保險及其他賠償	\$0.00	\$200.00	\$0.00	\$0.00	\$200.00
LEGAL FEE RECOVERED	訴訟費收入	\$0.00	\$0.00	\$0.00	\$0.00	\$0.00
INTEREST INCOME	利息收入	\$0.00	\$0.00	\$0.00	\$0.00	\$0.00
SUNDRY INCOME	什項收入	\$0.00	\$0.00	\$0.00	\$0.00	\$0.00
		<u>\$149,796.00</u>	<u>\$149,996.00</u>	<u>\$149,796.00</u>	<u>\$149,796.00</u>	<u>\$599,384.00</u>
EXPENSES:	減：支出					
APPORTIONMENT OF GARDENS EXPENSES	公共費用之分攤	\$52,126.23	\$64,672.05	\$60,524.00	\$61,799.48	\$239,121.76
AUDITORS REMUNERATION	核數費	\$0.00	\$0.00	\$0.00	\$0.00	\$0.00
CONSULTING FEE	諮詢費	\$0.00	\$0.00	\$0.00	\$0.00	\$0.00
CLEANING EXPENSES	清潔費	\$9,632.89	\$9,370.00	\$9,370.00	\$9,370.00	\$37,742.89
ELECTRICITY	電費	\$8,363.00	\$8,313.00	\$7,670.00	\$8,546.00	\$32,892.00
FESTIVAL DECORATION EXPENSES	節日裝飾	\$67.00	\$0.00	\$544.00	\$0.00	\$611.00
FURNITURE, FIXTURES & EQUIPMENT	屋苑設備	\$0.00	\$0.00	\$0.00	\$0.00	\$0.00
LEGAL FEE	訴訟費	\$0.00	\$0.00	\$0.00	\$0.00	\$0.00
MAINTENANCE, REPAIR & INSTALLATION	保養維修					
CONCRETE AND SCAFFOLDING	外牆維修及搭棚	\$0.00	\$9,629.00	\$7,929.00	\$11,991.00	\$29,549.00
DRAINAGE, ELECTRICALS & PUMPS	水電保養維修	\$1,622.00	\$0.00	\$800.00	\$2,141.50	\$4,563.50
SECURITY SYSTEM / SMATV. SYM	保安系統/衛星電視	\$540.00	\$540.00	\$540.00	\$540.00	\$2,160.00
FIRE FIGHTING SYSTEM	消防保養	\$0.00	\$0.00	\$0.00	\$4,200.00	\$4,200.00
LIFTS	升降機	\$6,500.00	\$6,500.00	\$6,500.00	\$6,500.00	\$26,000.00
MANAGER'S REMUNERATION 4%	管理酬金 4%	\$2,819.77	\$3,124.86	\$3,093.00	\$3,482.32	\$12,519.95
MAINTENANCE FUND 11%	維修基金 11%	\$7,754.38	\$8,593.36	\$8,505.74	\$9,576.37	\$34,429.85
PEST CONTROL	殺蟲滅鼠	\$0.00	\$0.00	\$0.00	\$0.00	\$0.00
PRINTING AND STATIONERY	印刷及廣告費	\$0.00	\$0.00	\$202.50	\$0.00	\$202.50
SECURITY GUARD SERVICE CHARGES	保安費	\$42,778.00	\$42,778.00	\$42,778.00	\$42,778.00	\$171,112.00
SUNDRY EXPENSES	什項支出	\$829.44	\$829.44	\$829.44	\$829.44	\$3,317.76
TELEPHONE	電話費	\$162.00	\$162.00	\$162.00	\$162.00	\$648.00
WATER FEE	水費	\$0.00	\$0.00	\$0.00	\$0.00	\$0.00
TOTAL EXPENSES	總支出	<u>\$133,194.71</u>	<u>\$154,511.71</u>	<u>\$149,447.68</u>	<u>\$161,916.11</u>	<u>\$599,070.21</u>
SURPLUS / (DEFICIT) FOR THE PERIOD	本期盈餘/(赤字)	\$16,601.29	(\$4,515.71)	\$348.32	(\$12,120.11)	\$313.79
SURPLUS / (DEFICIT) B/F	承上結存	(\$1,619,949.44)	(\$1,603,348.15)	(\$1,607,863.86)	(\$1,607,515.54)	(\$1,619,949.44)
ACCUM.SURPLUS / (DEFICIT) C/F	累積盈餘/(赤字)	<u>(\$1,603,348.15)</u>	<u>(\$1,607,863.86)</u>	<u>(\$1,607,515.54)</u>	<u>(\$1,619,635.65)</u>	<u>(\$1,619,635.65)</u>



T.L.60

HONG KONG GARDENS - BLOCK 3 豪景花園第三座
STATEMENT OF COMPREHENSIVE INCOME 收支報告表
(FORMERLY KNOWN AS INCOME & EXPENDITURE ACCOUNT)

		Jan-23 (一月)	Feb-23 (二月)	Mar-23 (三月)	Apr-23 (四月)	1-4/2023 TOTAL總計
INCOME:	收入					
MANAGEMENT FEE RECEIVED	管理費收入	\$156,816.00	\$156,816.00	\$156,816.00	\$156,816.00	\$627,264.00
LESS: SINKING FUND	減: 儲備基金	(\$7,840.80)	(\$7,840.80)	(\$7,840.80)	(\$7,840.80)	(\$31,363.20)
LESS: PROVISION FOR BAD DEBT - M.F.	管理費壞賬撥備	\$0.00	\$0.00	\$0.00	\$0.00	\$0.00
ADD: BAD DEBT (M.F.)WRITTEN BACK	收回管理費壞賬	\$0.00	\$0.00	\$0.00	\$0.00	\$0.00
INSURANCE AND OTHER COMPENSATION	保險及其他賠償	\$0.00	\$0.00	\$0.00	\$0.00	\$0.00
LEGAL FEE RECOVERED	訴訟費收入	\$0.00	\$0.00	\$0.00	\$0.00	\$0.00
INTEREST INCOME	利息收入	\$0.00	\$0.00	\$0.00	\$0.00	\$0.00
SUNDRY INCOME	什項收入	\$0.00	\$0.00	\$0.00	\$0.00	\$0.00
		<u>\$148,975.20</u>	<u>\$148,975.20</u>	<u>\$148,975.20</u>	<u>\$148,975.20</u>	<u>\$595,900.80</u>
EXPENSES:	減: 支出					
APPORTIONMENT OF GARDENS EXPENSES	公共費用之分攤	\$50,823.07	\$63,055.25	\$59,010.90	\$60,254.49	\$233,143.71
AUDITORS REMUNERATION	核數費	\$0.00	\$0.00	\$0.00	\$0.00	\$0.00
CONSULTING FEE	諮詢費	\$0.00	\$0.00	\$0.00	\$0.00	\$0.00
CLEANING EXPENSES	清潔費	\$9,370.00	\$9,370.00	\$9,370.00	\$9,370.00	\$37,480.00
ELECTRICITY	電費	\$7,473.00	\$6,780.00	\$7,460.00	\$7,057.00	\$28,770.00
FESTIVAL DECORATION EXPENSES	節日裝飾	\$24.00	\$0.00	\$544.00	\$0.00	\$568.00
FURNITURE, FIXTURES & EQUIPMENT	屋苑設備	\$0.00	\$0.00	\$0.00	\$0.00	\$0.00
LEGAL FEE	訴訟費	\$0.00	\$0.00	\$0.00	\$0.00	\$0.00
MAINTENANCE, REPAIR & INSTALLATION	保養維修					
CONCRETE AND SCAFFOLDING	外牆維修及搭棚	\$0.00	\$8,000.00	\$0.00	\$21,409.00	\$29,409.00
DRAINAGE, ELECTRICALS & PUMPS	水電保養維修	\$1,402.00	\$0.00	\$3,365.00	\$1,530.86	\$6,297.86
SECURITY SYSTEM / SMATV. SYM	保安系統/衛星電視	\$540.00	\$540.00	\$540.00	\$540.00	\$2,160.00
FIRE FIGHTING SYSTEM	消防保養	\$0.00	\$0.00	\$0.00	\$1,200.00	\$1,200.00
LIFTS	升降機	\$6,500.00	\$6,500.00	\$6,500.00	\$6,500.00	\$26,000.00
MANAGER'S REMUNERATION 4%	管理酬金 4%	\$2,754.84	\$2,990.08	\$2,861.74	\$3,646.76	\$12,253.42
MAINTENANCE FUND 11%	維修基金 11%	\$7,575.82	\$8,222.73	\$7,869.79	\$10,028.58	\$33,696.92
PEST CONTROL	殺蟲滅鼠	\$0.00	\$0.00	\$0.00	\$0.00	\$0.00
PRINTING AND STATIONERY	印刷及廣告費	\$0.00	\$0.00	\$202.50	\$0.00	\$202.50
SECURITY GUARD SERVICE CHARGES	保安費	\$42,778.00	\$42,778.00	\$42,778.00	\$42,778.00	\$171,112.00
SUNDRY EXPENSES	什項支出	\$622.08	\$622.08	\$622.08	\$622.08	\$2,488.32
TELEPHONE	電話費	\$162.00	\$162.00	\$162.00	\$162.00	\$648.00
WATER FEE	水費	\$0.00	\$0.00	\$0.00	\$0.00	\$0.00
TOTAL EXPENSES	總支出	<u>\$130,024.81</u>	<u>\$149,020.14</u>	<u>\$141,286.01</u>	<u>\$165,098.77</u>	<u>\$585,429.73</u>
SURPLUS / (DEFICIT) FOR THE PERIOD	本期盈餘/(赤字)	\$18,950.39	(\$44.94)	\$7,689.19	(\$16,123.57)	\$10,471.07
SURPLUS / (DEFICIT) B/F	承上結存	(\$1,118,309.01)	(\$1,099,358.62)	(\$1,099,403.56)	(\$1,091,714.37)	(\$1,118,309.01)
ACCUM.SURPLUS / (DEFICIT) C/F	累積盈餘/(赤字)	<u>(\$1,099,358.62)</u>	<u>(\$1,099,403.56)</u>	<u>(\$1,091,714.37)</u>	<u>(\$1,107,837.94)</u>	<u>(\$1,107,837.94)</u>



T.L.60
HONG KONG GARDENS - BLOCK 4 豪景花園第四座
STATEMENT OF COMPREHENSIVE INCOME 收支報告表
(FORMERLY KNOWN AS INCOME & EXPENDITURE ACCOUNT)

		Jan-23 (一月)	Feb-23 (二月)	Mar-23 (三月)	Apr-23 (四月)	1-4/2023 TOTAL總計
INCOME:	收入					
MANAGEMENT FEE RECEIVED	管理費收入	\$157,968.00	\$157,968.00	\$157,968.00	\$157,968.00	\$631,872.00
LESS: SINKING FUND	減：儲備基金	(\$7,898.40)	(\$7,898.40)	(\$7,898.40)	(\$7,898.40)	(\$31,593.60)
INSURANCE AND OTHER COMPENSATION	保險及其他賠償	\$0.00	\$0.00	\$0.00	\$0.00	\$0.00
LEGAL FEE RECOVERED	訴訟費收入	\$0.00	\$0.00	\$0.00	\$0.00	\$0.00
INTEREST INCOME	利息收入	\$0.00	\$0.00	\$0.00	\$0.00	\$0.00
SUNDRY INCOME	什項收入	\$0.00	\$0.00	\$0.00	\$0.00	\$0.00
		<u>\$150,069.60</u>	<u>\$150,069.60</u>	<u>\$150,069.60</u>	<u>\$150,069.60</u>	<u>\$600,278.40</u>
EXPENSES:	減：支出					
APPORTIONMENT OF GARDENS EXPENSES	公共費用之分攤	\$50,823.07	\$63,055.25	\$59,010.90	\$60,254.49	\$233,143.71
AUDITORS REMUNERATION	核數費	\$0.00	\$0.00	\$0.00	\$0.00	\$0.00
CONSULTING FEE	諮詢費	\$0.00	\$0.00	\$0.00	\$0.00	\$0.00
CLEANING EXPENSES	清潔費	\$9,582.27	\$9,370.00	\$9,370.00	\$9,370.00	\$37,692.27
ELECTRICITY	電費	\$5,653.00	\$6,541.00	\$5,572.00	\$6,143.00	\$23,909.00
FESTIVAL DECORATION EXPENSES	節日裝飾	\$24.00	\$0.00	\$544.00	\$0.00	\$568.00
FURNITURE, FIXTURES & EQUIPMENT	屋苑設備	\$0.00	\$0.00	\$0.00	\$0.00	\$0.00
LEGAL FEE	訴訟費	\$0.00	\$0.00	\$0.00	\$0.00	\$0.00
MAINTENANCE, REPAIR & INSTALLATION	保養維修					
CONCRETE AND SCAFFOLDING	外牆維修及搭棚	\$0.00	\$0.00	\$44,358.00	\$0.00	\$44,358.00
DRAINAGE, ELECTRICALS & PUMPS	水電保養維修	\$1,380.00	\$0.00	\$3,750.00	\$1,341.50	\$6,471.50
SECURITY SYSTEM / SMATV. SYM	保安系統/衛星電視	\$540.00	\$540.00	\$540.00	\$540.00	\$2,160.00
FIRE FIGHTING SYSTEM	消防保養	\$0.00	\$0.00	\$0.00	\$1,200.00	\$1,200.00
LIFTS	升降機	\$6,500.00	\$6,500.00	\$6,500.00	\$6,500.00	\$26,000.00
MANAGER'S REMUNERATION 4%	管理酬金 4%	\$2,689.65	\$2,660.52	\$4,575.94	\$2,746.26	\$12,672.37
MAINTENANCE FUND 11%	維修基金 11%	\$7,396.55	\$7,316.44	\$12,583.84	\$7,552.22	\$34,849.05
PEST CONTROL	殺蟲滅鼠	\$0.00	\$0.00	\$0.00	\$0.00	\$0.00
PRINTING AND STATIONERY	印刷及廣告費	\$0.00	\$0.00	\$202.50	\$0.00	\$202.50
SECURITY GUARD SERVICE CHARGES	保安費	\$42,778.00	\$42,778.00	\$42,778.00	\$42,778.00	\$171,112.00
SUNDRY EXPENSES	什項支出	\$622.08	\$622.08	\$622.08	\$622.08	\$2,488.32
TELEPHONE	電話費	\$162.00	\$162.00	\$162.00	\$162.00	\$648.00
WATER FEE	水費	\$0.00	\$0.00	\$0.00	\$0.00	\$0.00
TOTAL EXPENSES	總支出	<u>\$128,150.62</u>	<u>\$139,545.29</u>	<u>\$190,569.26</u>	<u>\$139,209.55</u>	<u>\$597,474.72</u>
SURPLUS / (DEFICIT) FOR THE PERIOD	本期盈餘/(赤字)	\$21,918.98	\$10,524.31	(\$40,499.66)	\$10,860.05	\$2,803.68
CONTRIBUTION COLLECTED	已收集資	\$9,349.00	\$6,173.00	\$4,140.00	\$0.00	\$19,662.00
SURPLUS / (DEFICIT) B/F	承上結存	(\$1,423,676.85)	(\$1,392,408.87)	(\$1,375,711.56)	(\$1,412,071.22)	(\$1,423,676.85)
ACCUM.SURPLUS / (DEFICIT) C/F	累積盈餘/(赤字)	<u>(\$1,392,408.87)</u>	<u>(\$1,375,711.56)</u>	<u>(\$1,412,071.22)</u>	<u>(\$1,401,211.17)</u>	<u>(\$1,401,211.17)</u>



T.L.60

HONG KONG GARDENS - BLOCK 5 豪景花園第五座
STATEMENT OF COMPREHENSIVE INCOME 收支報告表
(FORMERLY KNOWN AS INCOME & EXPENDITURE ACCOUNT)

		Jan-23 (一月)	Feb-23 (二月)	Mar-23 (三月)	Apr-23 (四月)	1-4/2023 TOTAL總計
INCOME:	收入					
MANAGEMENT FEE RECEIVED	管理費收入	\$160,160.00	\$160,160.00	\$160,160.00	\$160,160.00	\$640,640.00
LESS: SINKING FUND	減：儲備基金	(\$8,008.00)	(\$8,008.00)	(\$8,008.00)	(\$8,008.00)	(\$32,032.00)
LESS: PROVISION FOR BAD DEBT - M.F.	管理費壞賬撥備	\$0.00	\$0.00	\$0.00	\$0.00	\$0.00
ADD: BAD DEBT (M.F.)WRITTEN BACK	收回管理費壞賬	\$0.00	\$0.00	\$0.00	\$0.00	\$0.00
INSURANCE AND OTHER COMPENSATION	保險及其他賠償	\$0.00	\$0.00	\$0.00	\$0.00	\$0.00
LEGAL FEE RECOVERED	訴訟費收入	\$0.00	\$0.00	\$0.00	\$0.00	\$0.00
INTEREST INCOME	利息收入	\$0.00	\$0.00	\$0.00	\$0.00	\$0.00
SUNDRY INCOME	什項收入	\$0.00	\$0.00	\$0.00	\$0.00	\$0.00
		<u>\$152,152.00</u>	<u>\$152,152.00</u>	<u>\$152,152.00</u>	<u>\$152,152.00</u>	<u>\$608,608.00</u>
EXPENSES:	減：支出					
APPORTIONMENT OF GARDENS EXPENSES	公共費用之分攤	\$63,709.83	\$79,043.61	\$73,973.78	\$75,532.70	\$292,259.92
AUDITORS REMUNERATION	核數費	\$0.00	\$0.00	\$0.00	\$0.00	\$0.00
CONSULTING FEE	諮詢費	\$0.00	\$0.00	\$0.00	\$0.00	\$0.00
CLEANING EXPENSES	清潔費	\$9,658.09	\$9,370.00	\$9,370.00	\$9,370.00	\$37,768.09
ELECTRICITY	電費	\$9,583.16	\$11,148.00	\$9,341.68	\$10,070.00	\$40,142.84
FESTIVAL DECORATION EXPENSES	節日裝飾	\$32.00	\$0.00	\$544.00	\$0.00	\$576.00
FURNITURE, FIXTURES & EQUIPMENT	屋苑設備	\$0.00	\$0.00	\$0.00	\$0.00	\$0.00
LEGAL FEE	訴訟費	\$0.00	\$0.00	\$0.00	\$0.00	\$0.00
MAINTENANCE, REPAIR & INSTALLATION	保養維修					
CONCRETE AND SCAFFOLDING	外牆維修及搭棚	\$0.00	\$0.00	\$20,700.00	\$6,000.00	\$26,700.00
DRAINAGE, ELECTRICALS & PUMPS	水電保養維修	\$1,840.00	\$0.00	\$4,100.00	\$1,591.50	\$7,531.50
SECURITY SYSTEM / SMATV. SYM	保安系統/衛星電視	\$540.00	\$540.00	\$540.00	\$540.00	\$2,160.00
FIRE FIGHTING SYSTEM	消防保養	\$0.00	\$0.00	\$0.00	\$1,200.00	\$1,200.00
LIFTS	升降機	\$6,500.00	\$6,500.00	\$6,500.00	\$6,500.00	\$26,000.00
MANAGER'S REMUNERATION 4%	管理酬金 4%	\$2,884.28	\$2,860.47	\$3,810.08	\$3,569.01	\$13,123.84
MAINTENANCE FUND 11%	維修基金 11%	\$7,931.77	\$7,866.29	\$10,477.71	\$9,814.78	\$36,090.55
PEST CONTROL	殺蟲滅鼠	\$0.00	\$0.00	\$0.00	\$0.00	\$0.00
PRINTING AND STATIONERY	印刷及廣告費	\$0.00	\$0.00	\$202.50	\$0.00	\$202.50
SECURITY GUARD SERVICE CHARGES	保安費	\$42,778.00	\$42,778.00	\$42,778.00	\$42,778.00	\$171,112.00
SUNDRY EXPENSES	什項支出	\$1,013.76	\$1,013.76	\$1,013.76	\$11,013.76	\$14,055.04
TELEPHONE	電話費	\$162.00	\$162.00	\$162.00	\$162.00	\$648.00
WATER FEE	水費	\$0.00	\$0.00	\$0.00	\$0.00	\$0.00
TOTAL EXPENSES	總支出	<u>\$146,632.89</u>	<u>\$161,282.13</u>	<u>\$183,513.51</u>	<u>\$178,141.75</u>	<u>\$669,570.28</u>
SURPLUS / (DEFICIT) FOR THE PERIOD	本期盈餘/(赤字)	\$5,519.11	(\$9,130.13)	(\$31,361.51)	(\$25,989.75)	(\$60,962.28)
SURPLUS / (DEFICIT) B/F	承上結存	(\$963,877.56)	(\$958,358.45)	(\$967,488.58)	(\$998,850.09)	(\$963,877.56)
ACCUM.SURPLUS / (DEFICIT) C/F	累積盈餘/(赤字)	<u>(\$958,358.45)</u>	<u>(\$967,488.58)</u>	<u>(\$998,850.09)</u>	<u>(\$1,024,839.84)</u>	<u>(\$1,024,839.84)</u>



T.L.60

HONG KONG GARDENS - BLOCK 6 豪景花園第六座
STATEMENT OF COMPREHENSIVE INCOME 收支報告表
(FORMERLY KNOWN AS INCOME & EXPENDITURE ACCOUNT)

		Jan-23 (一月)	Feb-23 (二月)	Mar-23 (三月)	Apr-23 (四月)	1-4/2023 TOTAL總計
INCOME:	收入					
MANAGEMENT FEE RECEIVED	管理費收入	\$160,160.00	\$160,160.00	\$160,160.00	\$160,160.00	\$640,640.00
LESS: SINKING FUND	減：儲備基金	(\$8,008.00)	(\$8,008.00)	(\$8,008.00)	(\$8,008.00)	(\$32,032.00)
LESS: PROVISION FOR BAD DEBT - M.F.	管理費壞賬撥備	\$0.00	\$0.00	\$0.00	\$0.00	\$0.00
ADD: BAD DEBT (M.F.)WRITTEN BACK	收回管理費壞賬	\$0.00	\$0.00	\$0.00	\$0.00	\$0.00
TELECOM STATION INCOME	電訊台收入	\$15,000.00	\$15,000.00	\$15,000.00	\$15,000.00	\$60,000.00
LESS: PROPERTY TAX OF TELECOM	減：電訊物業稅	\$0.00	\$0.00	\$0.00	\$0.00	\$0.00
INSURANCE AND OTHER COMPENSATION	保險及其他賠償	\$0.00	\$0.00	\$0.00	\$0.00	\$0.00
LEGAL FEE RECOVERED	訴訟費收入	\$0.00	\$0.00	\$0.00	\$0.00	\$0.00
INTEREST INCOME	利息收入	\$0.00	\$0.00	\$0.00	\$0.00	\$0.00
SUNDRY INCOME	什項收入	\$0.00	\$0.00	\$0.00	\$0.00	\$0.00
		<u>\$167,152.00</u>	<u>\$167,152.00</u>	<u>\$167,152.00</u>	<u>\$167,152.00</u>	<u>\$668,608.00</u>
EXPENSES:	減：支出					
APPORTIONMENT OF GARDENS EXPENSES	公共費用之分攤	\$63,709.83	\$79,043.61	\$73,973.78	\$75,532.70	\$292,259.92
AUDITORS REMUNERATION	核數費	\$0.00	\$0.00	\$0.00	\$0.00	\$0.00
CONSULTING FEE	諮詢費	\$0.00	\$0.00	\$0.00	\$0.00	\$0.00
CLEANING EXPENSES	清潔費	\$9,560.03	\$9,370.00	\$9,370.00	\$9,370.00	\$37,670.03
ELECTRICITY	電費	\$9,372.00	\$10,566.00	\$8,942.00	\$9,492.00	\$38,372.00
FESTIVAL DECORATION EXPENSES	節日裝飾	\$16.00	\$0.00	\$544.00	\$0.00	\$560.00
FURNITURE, FIXTURES & EQUIPMENT	屋苑設備	\$0.00	\$0.00	\$0.00	\$0.00	\$0.00
GOVERNMENT RATES	差餉	\$1,350.00	\$0.00	\$0.00	\$1,350.00	\$2,700.00
LEGAL FEE	訴訟費	\$0.00	\$0.00	\$0.00	\$0.00	\$0.00
MAINTENANCE, REPAIR & INSTALLATION	保養維修					
CONCRETE AND SCAFFOLDING	外牆維修及搭棚	\$0.00	\$14,600.00	\$21,154.00	\$16,096.00	\$51,850.00
DRAINAGE, ELECTRICALS & PUMPS	水電保養維修	\$1,905.00	\$28.00	\$4,120.00	\$8,591.50	\$14,644.50
SECURITY SYSTEM / SMATV. SYM	保安系統/衛星電視	\$540.00	\$540.00	\$540.00	\$540.00	\$2,160.00
FIRE FIGHTING SYSTEM	消防保養	\$2,400.00	\$0.00	\$0.00	\$4,100.00	\$6,500.00
LIFTS	升降機	\$6,500.00	\$6,500.00	\$6,500.00	\$6,500.00	\$26,000.00
MANAGER'S REMUNERATION 4%	管理酬金 4%	\$3,023.79	\$3,422.31	\$3,813.05	\$3,999.73	\$14,258.88
MAINTENANCE FUND 11%	維修基金 11%	\$8,315.41	\$9,411.35	\$10,485.89	\$10,999.26	\$39,211.91
PEST CONTROL	殺蟲滅鼠	\$0.00	\$0.00	\$0.00	\$0.00	\$0.00
PRINTING AND STATIONERY	印刷及廣告費	\$0.00	\$0.00	\$202.50	\$0.00	\$202.50
SECURITY GUARD SERVICE CHARGES	保安費	\$42,778.00	\$42,778.00	\$42,778.00	\$42,778.00	\$171,112.00
SUNDRY EXPENSES	什項支出	\$1,013.76	\$1,013.76	\$1,013.76	\$1,013.76	\$4,055.04
TELEPHONE	電話費	\$159.87	\$162.00	\$162.00	\$162.00	\$645.87
WATER FEE	水費	\$0.00	\$0.00	\$0.00	\$0.00	\$0.00
TOTAL EXPENSES	總支出	<u>\$150,643.69</u>	<u>\$177,435.03</u>	<u>\$183,598.98</u>	<u>\$190,524.95</u>	<u>\$702,202.65</u>
SURPLUS / (DEFICIT) FOR THE PERIOD	本期盈餘/(赤字)	\$16,508.31	(\$10,283.03)	(\$16,446.98)	(\$23,372.95)	(\$33,594.65)
CONTRIBUTION COLLECTED	已收集資	\$6,069.00	\$3,468.00	\$867.00	\$867.00	\$11,271.00
SURPLUS / (DEFICIT) B/F	承上結存	(\$1,458,382.79)	(\$1,435,805.48)	(\$1,442,620.51)	(\$1,458,200.49)	(\$1,458,382.79)
ACCUM.SURPLUS / (DEFICIT) C/F	累積盈餘/(赤字)	<u>(\$1,435,805.48)</u>	<u>(\$1,442,620.51)</u>	<u>(\$1,458,200.49)</u>	<u>(\$1,480,706.44)</u>	<u>(\$1,480,706.44)</u>



T.L.60
HONG KONG GARDENS - BLOCK 7 豪景花園第七座
STATEMENT OF COMPREHENSIVE INCOME 收支報告表
(FORMERLY KNOWN AS INCOME & EXPENDITURE ACCOUNT)

		Jan-23 (一月)	Feb-23 (二月)	Mar-23 (三月)	Apr-23 (四月)	1-4/2023 TOTAL總計
INCOME:	收入					
MANAGEMENT FEE RECEIVED	管理費收入	\$192,984.00	\$192,984.00	\$192,984.00	\$192,984.00	\$771,936.00
LESS: SINKING FUND	減：儲備基金	(\$9,649.20)	(\$9,649.20)	(\$9,649.20)	(\$9,649.20)	(\$38,596.80)
INSURANCE AND OTHER COMPENSATION	保險及其他賠償	\$0.00	\$0.00	\$0.00	\$0.00	\$0.00
LEGAL FEE RECOVERED	訴訟費收入	\$0.00	\$0.00	\$0.00	\$0.00	\$0.00
INTEREST INCOME	利息收入	\$0.00	\$0.00	\$0.00	\$0.00	\$0.00
SUNDRY INCOME	什項收入	\$0.00	\$0.00	\$0.00	\$0.00	\$0.00
		<u>\$183,334.80</u>	<u>\$183,334.80</u>	<u>\$183,334.80</u>	<u>\$183,334.80</u>	<u>\$733,339.20</u>
EXPENSES:	減：支出					
APPORTIONMENT OF GARDENS EXPENSES	公共費用之分攤	\$86,008.27	\$106,708.88	\$99,864.61	\$101,969.14	\$394,550.90
AUDITORS REMUNERATION	核數費	\$0.00	\$0.00	\$0.00	\$0.00	\$0.00
CONSULTING FEE	諮詢費	\$0.00	\$0.00	\$0.00	\$0.00	\$0.00
CLEANING EXPENSES	清潔費	\$10,060.84	\$9,370.00	\$9,370.00	\$9,370.00	\$38,170.84
ELECTRICITY	電費	\$9,360.00	\$11,099.00	\$9,127.00	\$9,807.00	\$39,393.00
FESTIVAL DECORATION EXPENSES	節日裝飾	\$35.00	\$0.00	\$544.00	\$0.00	\$579.00
FURNITURE, FIXTURES & EQUIPMENT	屋苑設備	\$0.00	\$0.00	\$0.00	\$0.00	\$0.00
LEGAL FEE	訴訟費	\$0.00	\$0.00	\$0.00	\$0.00	\$0.00
MAINTENANCE, REPAIR & INSTALLATION	保養維修					
CONCRETE AND SCAFFOLDING	外牆維修及搭棚	\$0.00	\$5,941.00	\$0.00	\$0.00	\$5,941.00
DRAINAGE, ELECTRICALS & PUMPS	水電保養維修	\$1,840.00	\$35.00	\$3,640.00	\$1,000.00	\$6,515.00
SECURITY SYSTEM / SMATV. SYM	保安系統/衛星電視	\$540.00	\$540.00	\$540.00	\$540.00	\$2,160.00
FIRE FIGHTING SYSTEM	消防保養	\$0.00	\$0.00	\$0.00	\$1,200.00	\$1,200.00
LIFTS	升降機	\$9,060.00	\$9,060.00	\$9,060.00	\$9,060.00	\$36,240.00
MANAGER'S REMUNERATION 4%	管理酬金 4%	\$2,988.45	\$3,189.81	\$3,039.25	\$2,989.79	\$12,207.30
MAINTENANCE FUND 11%	維修基金 11%	\$8,218.23	\$8,771.99	\$8,357.95	\$8,221.93	\$33,570.10
PEST CONTROL	殺蟲滅鼠	\$0.00	\$0.00	\$0.00	\$0.00	\$0.00
PRINTING AND STATIONERY	印刷及廣告費	\$115.00	\$0.00	\$0.00	\$0.00	\$115.00
SECURITY GUARD SERVICE CHARGES	保安費	\$42,778.00	\$42,778.00	\$42,778.00	\$42,778.00	\$171,112.00
SUNDRY EXPENSES	什項支出	\$760.32	\$760.32	\$760.32	\$760.32	\$3,041.28
TELEPHONE	電話費	\$162.00	\$162.00	\$162.00	\$162.00	\$648.00
WATER FEE	水費	\$0.00	\$0.00	\$0.00	\$67.50	\$67.50
TOTAL EXPENSES	總支出	<u>\$171,926.11</u>	<u>\$198,416.00</u>	<u>\$187,243.13</u>	<u>\$187,925.68</u>	<u>\$745,510.92</u>
SURPLUS / (DEFICIT) FOR THE PERIOD	本期盈餘/(赤字)	\$11,408.69	(\$15,081.20)	(\$3,908.33)	(\$4,590.88)	(\$12,171.72)
SURPLUS / (DEFICIT) B/F	承上結存	(\$465,511.12)	(\$454,102.43)	(\$469,183.63)	(\$473,091.96)	(\$465,511.12)
ACCUM.SURPLUS / (DEFICIT) C/F	累積盈餘/(赤字)	<u>(\$454,102.43)</u>	<u>(\$469,183.63)</u>	<u>(\$473,091.96)</u>	<u>(\$477,682.84)</u>	<u>(\$477,682.84)</u>



T.L.60
HONG KONG GARDENS - BLOCK 8 豪景花園第八座
STATEMENT OF COMPREHENSIVE INCOME 收支報告表
(FORMERLY KNOWN AS INCOME & EXPENDITURE ACCOUNT)

		Jan-23 (一月)	Feb-23 (二月)	Mar-23 (三月)	Apr-23 (四月)	1-4/2023 TOTAL總計
INCOME:	收入					
MANAGEMENT FEE RECEIVED	管理費收入	\$206,580.00	\$206,580.00	\$206,580.00	\$206,580.00	\$826,320.00
LESS: SINKING FUND	減：儲備基金	(\$10,329.00)	(\$10,329.00)	(\$10,329.00)	(\$10,329.00)	(\$41,316.00)
INSURANCE AND OTHER COMPENSATION	保險及其他賠償	\$0.00	\$0.00	\$0.00	\$0.00	\$0.00
LEGAL FEE RECOVERED	訴訟費收入	\$0.00	\$0.00	\$0.00	\$0.00	\$0.00
INTEREST INCOME	利息收入	\$0.00	\$0.00	\$0.00	\$0.00	\$0.00
SUNDRY INCOME	什項收入	\$0.00	\$0.00	\$0.00	\$0.00	\$0.00
		\$196,251.00	\$196,251.00	\$196,251.00	\$196,251.00	\$785,004.00
EXPENSES:	減：支出					
APPORTIONMENT OF GARDENS EXPENSES	公共費用之分攤	\$86,008.27	\$106,708.88	\$99,864.61	\$101,969.14	\$394,550.90
AUDITORS REMUNERATION	核數費	\$0.00	\$0.00	\$0.00	\$0.00	\$0.00
CONSULTING FEE	諮詢費	\$0.00	\$0.00	\$0.00	\$0.00	\$0.00
CLEANING EXPENSES	清潔費	\$9,612.23	\$9,370.00	\$9,370.00	\$9,370.00	\$37,722.23
ELECTRICITY	電費	\$9,962.00	\$11,517.00	\$9,763.00	\$10,572.00	\$41,814.00
FESTIVAL DECORATION EXPENSES	節日裝飾	\$0.00	\$0.00	\$544.00	\$0.00	\$544.00
FURNITURE, FIXTURES & EQUIPMENT	屋苑設備	\$0.00	\$0.00	\$0.00	\$0.00	\$0.00
LEGAL FEE	訴訟費	\$0.00	\$0.00	\$0.00	\$0.00	\$0.00
MAINTENANCE, REPAIR & INSTALLATION	保養維修					
CONCRETE AND SCAFFOLDING	外牆維修及搭棚	\$0.00	\$9,970.00	\$0.00	\$0.00	\$9,970.00
DRAINAGE, ELECTRICALS & PUMPS	水電保養維修	\$2,075.00	\$15.00	\$3,990.00	\$1,000.00	\$7,080.00
SECURITY SYSTEM / SMATV. SYM	保安系統/衛星電視	\$540.00	\$540.00	\$1,740.00	\$540.00	\$3,360.00
FIRE FIGHTING SYSTEM	消防保養	\$0.00	\$0.00	\$0.00	\$1,200.00	\$1,200.00
LIFTS	升降機	\$9,060.00	\$9,060.00	\$9,060.00	\$9,060.00	\$36,240.00
MANAGER'S REMUNERATION 4%	管理酬金 4%	\$2,997.98	\$3,366.89	\$3,126.69	\$3,018.52	\$12,510.08
MAINTENANCE FUND 11%	維修基金 11%	\$8,244.45	\$9,258.96	\$8,598.41	\$8,300.92	\$34,402.74
PEST CONTROL	殺蟲滅鼠	\$0.00	\$0.00	\$0.00	\$0.00	\$0.00
PRINTING AND STATIONERY	印刷及廣告費	\$0.00	\$0.00	\$0.00	\$0.00	\$0.00
SECURITY GUARD SERVICE CHARGES	保安費	\$42,778.00	\$42,778.00	\$42,778.00	\$42,778.00	\$171,112.00
SUNDRY EXPENSES	什項支出	\$760.32	\$760.32	\$760.32	\$760.32	\$3,041.28
TELEPHONE	電話費	\$162.00	\$162.00	\$162.00	\$162.00	\$648.00
WATER FEE	水費	\$0.00	\$0.00	\$0.00	\$20.60	\$20.60
TOTAL EXPENSES	總支出	\$172,200.25	\$203,507.05	\$189,757.03	\$188,751.50	\$754,215.83
SURPLUS / (DEFICIT) FOR THE PERIOD	本期盈餘/(赤字)	\$24,050.75	(\$7,256.05)	\$6,493.97	\$7,499.50	\$30,788.17
SURPLUS / (DEFICIT) B/F	承上結存	(\$609,174.71)	(\$585,123.96)	(\$592,380.01)	(\$585,886.04)	(\$609,174.71)
ACCUM.SURPLUS / (DEFICIT) C/F	累積盈餘/(赤字)	(\$585,123.96)	(\$592,380.01)	(\$585,886.04)	(\$578,386.54)	(\$578,386.54)



T.L.60

HONG KONG GARDENS - BLOCK 9 豪景花園第九座
STATEMENT OF COMPREHENSIVE INCOME 收支報告表
(FORMERLY KNOWN AS INCOME & EXPENDITURE ACCOUNT)

		Jan-23 (一月)	Feb-23 (二月)	Mar-23 (三月)	Apr-23 (四月)	1-4/2023 TOTAL總計
INCOME:	收入					
MANAGEMENT FEE RECEIVED	管理費收入	\$210,496.00	\$210,496.00	\$210,496.00	\$210,496.00	\$841,984.00
LESS: SINKING FUND	減: 儲備基金	(\$10,524.80)	(\$10,524.80)	(\$10,524.80)	(\$10,524.80)	(\$42,099.20)
INSURANCE AND OTHER COMPENSATION	保險及其他賠償	\$0.00	\$0.00	\$0.00	\$0.00	\$0.00
LEGAL FEE RECOVERED	訴訟費收入	\$0.00	\$0.00	\$0.00	\$0.00	\$0.00
INTEREST INCOME	利息收入	\$0.00	\$0.00	\$0.00	\$0.00	\$0.00
SUNDRY INCOME	什項收入	\$0.00	\$0.00	\$0.00	\$0.00	\$0.00
		\$199,971.20	\$199,971.20	\$199,971.20	\$199,971.20	\$799,884.80
EXPENSES:	減: 支出					
APPORTIONMENT OF GARDENS EXPENSES	公共費用之分攤	\$86,008.27	\$106,708.88	\$99,864.61	\$101,969.14	\$394,550.90
AUDITORS REMUNERATION	核數費	\$0.00	\$0.00	\$0.00	\$0.00	\$0.00
CONSULTING FEE	諮詢費	\$0.00	\$0.00	\$0.00	\$0.00	\$0.00
CLEANING EXPENSES	清潔費	\$9,792.19	\$9,370.00	\$9,370.00	\$9,370.00	\$37,902.19
ELECTRICITY	電費	\$10,357.00	\$11,859.00	\$9,875.00	\$10,812.00	\$42,903.00
FESTIVAL DECORATION EXPENSES	節日裝飾	\$35.00	\$0.00	\$544.00	\$0.00	\$579.00
FURNITURE, FIXTURES & EQUIPMENT	屋苑設備	\$0.00	\$0.00	\$0.00	\$0.00	\$0.00
MAINTENANCE, REPAIR & INSTALLATION	保養維修					
CONCRETE AND SCAFFOLDING	外牆維修及搭棚	\$0.00	\$5,000.00	\$0.00	\$25,790.00	\$30,790.00
DRAINAGE, ELECTRICALS & PUMPS	水電保養維修	\$1,883.00	\$0.00	\$5,455.00	\$1,000.00	\$8,338.00
SECURITY SYSTEM / SMATV. SYM	保安系統/衛星電視	\$540.00	\$540.00	\$540.00	\$540.00	\$2,160.00
FIRE FIGHTING SYSTEM	消防保養	\$0.00	\$0.00	\$0.00	\$1,200.00	\$1,200.00
LIFTS	升降機	\$9,060.00	\$9,060.00	\$9,060.00	\$9,060.00	\$36,240.00
MANAGER'S REMUNERATION 4%	管理酬金 4%	\$3,015.07	\$3,181.17	\$3,141.77	\$4,062.06	\$13,400.07
MAINTENANCE FUND 11%	維修基金 11%	\$8,291.44	\$8,748.23	\$8,639.88	\$11,170.68	\$36,850.23
PEST CONTROL	殺蟲滅鼠	\$0.00	\$0.00	\$0.00	\$0.00	\$0.00
PRINTING AND STATIONERY	印刷及廣告費	\$0.00	\$0.00	\$0.00	\$0.00	\$0.00
SECURITY GUARD SERVICE CHARGES	保安費	\$42,778.00	\$42,778.00	\$42,778.00	\$42,778.00	\$171,112.00
SUNDRY EXPENSES	什項支出	\$760.32	\$760.32	\$760.32	\$785.32	\$3,066.28
TELEPHONE	電話費	\$171.19	\$162.00	\$162.00	\$162.00	\$657.19
WATER FEE	水費	\$0.00	\$0.00	\$0.00	\$54.30	\$54.30
TOTAL EXPENSES	總支出	\$172,691.48	\$198,167.60	\$190,190.58	\$218,753.50	\$779,803.16
SURPLUS / (DEFICIT) FOR THE PERIOD	本期盈餘/(赤字)	\$27,279.72	\$1,803.60	\$9,780.62	(\$18,782.30)	\$20,081.64
CONTRIBUTION COLLECTED	已收集資	\$0.00	\$0.00	\$0.00	\$65,440.00	\$65,440.00
SURPLUS / (DEFICIT) B/F	承上結存	(\$341,297.86)	(\$314,018.14)	(\$312,214.54)	(\$302,433.92)	(\$341,297.86)
ACCUM.SURPLUS / (DEFICIT) C/F	累積盈餘/(赤字)	(\$314,018.14)	(\$312,214.54)	(\$302,433.92)	(\$255,776.22)	(\$255,776.22)



T.L.60

HONG KONG GARDENS - BLOCK 10 豪景花園第十座
STATEMENT OF COMPREHENSIVE INCOME 收支報告表
(FORMERLY KNOWN AS INCOME & EXPENDITURE ACCOUNT)

		Jan-23 (一月)	Feb-23 (二月)	Mar-23 (三月)	Apr-23 (四月)	1-4/2023 TOTAL總計
INCOME:	收入					
MANAGEMENT FEE RECEIVED	管理費收入	\$189,200.00	\$189,200.00	\$189,200.00	\$189,200.00	\$756,800.00
LESS: SINKING FUND	減: 儲備基金	(\$9,460.00)	(\$9,460.00)	(\$9,460.00)	(\$9,460.00)	(\$37,840.00)
LESS: PROVISION FOR BAD DEBT - M.F.	管理費壞賬撥備	\$0.00	\$0.00	\$0.00	\$0.00	\$0.00
ADD: BAD DEBT (M.F.) WRITTEN BACK	收回管理費壞賬	\$0.00	\$0.00	\$0.00	\$0.00	\$0.00
INSURANCE AND OTHER COMPENSATION	保險及其他賠償	\$0.00	\$0.00	\$0.00	\$0.00	\$0.00
LEGAL FEE RECOVERED	訴訟費收入	\$0.00	\$0.00	\$0.00	\$0.00	\$0.00
INTEREST INCOME	利息收入	\$0.00	\$0.00	\$0.00	\$0.00	\$0.00
SUNDRY INCOME	什項收入	\$0.00	\$0.00	\$100.00	\$0.00	\$100.00
		<u>\$179,740.00</u>	<u>\$179,740.00</u>	<u>\$179,840.00</u>	<u>\$179,740.00</u>	<u>\$719,060.00</u>
EXPENSES:	減: 支出					
APPORTIONMENT OF GARDENS EXPENSES	公共費用之分攤	\$86,008.27	\$106,708.88	\$99,864.61	\$101,969.14	\$394,550.90
AUDITORS REMUNERATION	核數費	\$0.00	\$0.00	\$0.00	\$0.00	\$0.00
CONSULTING FEE	諮詢費	\$0.00	\$0.00	\$0.00	\$0.00	\$0.00
CLEANING EXPENSES	清潔費	\$9,632.89	\$9,370.00	\$9,370.00	\$9,370.00	\$37,742.89
ELECTRICITY	電費	\$10,297.00	\$12,038.00	\$10,095.00	\$10,613.00	\$43,043.00
FESTIVAL DECORATION EXPENSES	節日裝飾	\$35.00	\$0.00	\$544.00	\$0.00	\$579.00
FURNITURE, FIXTURES & EQUIPMENT	屋苑設備	\$0.00	\$0.00	\$0.00	\$0.00	\$0.00
LEGAL FEE	訴訟費	\$0.00	\$0.00	\$0.00	\$0.00	\$0.00
MAINTENANCE, REPAIR & INSTALLATION	保養維修					
CONCRETE AND SCAFFOLDING	外牆維修及搭棚	\$0.00	\$0.00	\$18,562.00	\$27,179.00	\$45,741.00
DRAINAGE, ELECTRICALS & PUMPS	水電保養維修	\$1,875.00	\$3,570.00	\$1,070.00	\$7,156.00	\$13,671.00
SECURITY SYSTEM / SMATV. SYM	保安系統/衛星電視	\$540.00	\$540.00	\$540.00	\$540.00	\$2,160.00
FIRE FIGHTING SYSTEM	消防保養	\$0.00	\$0.00	\$0.00	\$1,200.00	\$1,200.00
LIFTS	升降機	\$9,060.00	\$9,060.00	\$9,060.00	\$9,060.00	\$36,240.00
MANAGER'S REMUNERATION 4%	管理酬金 4%	\$3,006.01	\$3,131.13	\$3,717.65	\$4,357.98	\$14,212.77
MAINTENANCE FUND 11%	維修基金 11%	\$8,266.53	\$8,610.62	\$10,223.55	\$11,984.46	\$39,085.16
PEST CONTROL	殺蟲滅鼠	\$0.00	\$0.00	\$0.00	\$0.00	\$0.00
PRINTING AND STATIONERY	印刷及廣告費	\$0.00	\$0.00	\$0.00	\$0.00	\$0.00
SECURITY GUARD SERVICE CHARGES	保安費	\$42,778.00	\$42,778.00	\$42,778.00	\$42,778.00	\$171,112.00
SUNDRY EXPENSES	什項支出	\$760.32	\$760.32	\$760.32	\$760.32	\$3,041.28
TELEPHONE	電話費	\$172.07	\$162.00	\$162.00	\$162.00	\$658.07
WATER FEE	水費	\$0.00	\$0.00	\$0.00	\$131.30	\$131.30
TOTAL EXPENSES	總支出	<u>\$172,431.09</u>	<u>\$196,728.95</u>	<u>\$206,747.13</u>	<u>\$227,261.20</u>	<u>\$803,168.37</u>
SURPLUS / (DEFICIT) FOR THE PERIOD	本期盈餘/(赤字)	\$7,308.91	(\$16,988.95)	(\$26,907.13)	(\$47,521.20)	(\$84,108.37)
SURPLUS / (DEFICIT) B/F	承上結存	(\$336,782.07)	(\$329,473.16)	(\$346,462.11)	(\$373,369.24)	(\$336,782.07)
ACCUM.SURPLUS / (DEFICIT) C/F	累積盈餘/(赤字)	<u>(\$329,473.16)</u>	<u>(\$346,462.11)</u>	<u>(\$373,369.24)</u>	<u>(\$420,890.44)</u>	<u>(\$420,890.44)</u>



T.L.60
HONG KONG GARDENS - BLOCK 11 豪景花園第十一座
STATEMENT OF COMPREHENSIVE INCOME 收支報告表
(FORMERLY KNOWN AS INCOME & EXPENDITURE ACCOUNT)

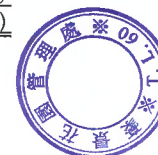
		Jan-23 (一月)	Feb-23 (二月)	Mar-23 (三月)	Apr-23 (四月)	1-4/2023 TOTAL總計
INCOME:	收入					
MANAGEMENT FEE RECEIVED	管理費收入	\$192,192.00	\$192,192.00	\$192,192.00	\$192,192.00	\$768,768.00
LESS: SINKING FUND	減：儲備基金	(\$9,609.60)	(\$9,609.60)	(\$9,609.60)	(\$9,609.60)	(\$38,438.40)
INSURANCE AND OTHER COMPENSATION	保險及其他賠償	\$0.00	\$0.00	\$0.00	\$0.00	\$0.00
LEGAL FEE RECOVERED	訴訟費收入	\$0.00	\$0.00	\$0.00	\$0.00	\$0.00
INTEREST INCOME	利息收入	\$0.00	\$0.00	\$0.00	\$0.00	\$0.00
SUNDRY INCOME	什項收入	\$0.00	\$0.00	\$0.00	\$0.00	\$0.00
		<u>\$182,582.40</u>	<u>\$182,582.40</u>	<u>\$182,582.40</u>	<u>\$182,582.40</u>	<u>\$730,329.60</u>
EXPENSES:	減：支出					
APPORTIONMENT OF GARDENS EXPENSES	公共費用之分攤	\$86,008.27	\$106,708.88	\$99,864.61	\$101,969.14	\$394,550.90
AUDITORS REMUNERATION	核數費	\$0.00	\$0.00	\$0.00	\$0.00	\$0.00
CONSULTING FEE	諮詢費	\$0.00	\$0.00	\$0.00	\$0.00	\$0.00
CLEANING EXPENSES	清潔費	\$9,540.23	\$9,370.00	\$9,370.00	\$9,370.00	\$37,650.23
ELECTRICITY	電費	\$10,251.00	\$11,882.00	\$9,994.00	\$10,983.00	\$43,110.00
FESTIVAL DECORATION EXPENSES	節日裝飾	\$35.00	\$0.00	\$544.00	\$0.00	\$579.00
FURNITURE, FIXTURES & EQUIPMENT	屋苑設備	\$0.00	\$0.00	\$0.00	\$0.00	\$0.00
GARDENING EXPENSES	園藝種植	\$0.00	\$0.00	\$0.00	\$0.00	\$0.00
LEGAL FEE	訴訟費	\$0.00	\$0.00	\$0.00	\$0.00	\$0.00
MAINTENANCE, REPAIR & INSTALLATION	保養維修					
CONCRETE AND SCAFFOLDING	外牆維修及搭棚	\$0.00	\$0.00	\$0.00	\$46,406.00	\$46,406.00
DRAINAGE, ELECTRICALS & PUMPS	水電保養維修	\$1,868.00	\$71.00	\$1,055.00	\$1,000.00	\$3,994.00
SECURITY SYSTEM / SMATV. SYM	保安系統/衛星電視	\$540.00	\$540.00	\$540.00	\$540.00	\$2,160.00
FIRE FIGHTING SYSTEM	消防保養	\$0.00	\$0.00	\$0.00	\$1,200.00	\$1,200.00
LIFTS	升降機	\$9,060.00	\$9,060.00	\$9,060.00	\$9,060.00	\$36,240.00
MANAGER'S REMUNERATION 4%	管理酬金 4%	\$3,005.46	\$2,984.93	\$2,970.53	\$4,900.42	\$13,861.34
MAINTENANCE FUND 11%	維修基金 11%	\$8,265.02	\$8,208.57	\$8,168.97	\$13,476.16	\$38,118.72
PEST CONTROL	殺蟲滅鼠	\$0.00	\$0.00	\$0.00	\$0.00	\$0.00
PRINTING AND STATIONERY	印刷及廣告費	\$142.00	\$0.00	\$0.00	\$0.00	\$142.00
SECURITY GUARD SERVICE CHARGES	保安費	\$42,778.00	\$42,778.00	\$42,778.00	\$42,778.00	\$171,112.00
SUNDRY EXPENSES	什項支出	\$760.32	\$760.32	\$760.32	\$760.32	\$3,041.28
TELEPHONE	電話費	\$162.00	\$162.00	\$162.00	\$162.00	\$648.00
WATER FEE	水費	\$0.00	\$0.00	\$0.00	\$251.20	\$251.20
TOTAL EXPENSES	總支出	<u>\$172,415.30</u>	<u>\$192,525.70</u>	<u>\$185,267.43</u>	<u>\$242,856.24</u>	<u>\$793,064.67</u>
SURPLUS / (DEFICIT) FOR THE PERIOD	本期盈餘/(赤字)	\$10,167.10	(\$9,943.30)	(\$2,685.03)	(\$60,273.84)	(\$62,735.07)
SURPLUS / (DEFICIT) B/F	承上結存	(\$161,658.45)	(\$151,491.35)	(\$161,434.65)	(\$164,119.68)	(\$161,658.45)
ACCUM.SURPLUS / (DEFICIT) C/F	累積盈餘/(赤字)	<u>(\$151,491.35)</u>	<u>(\$161,434.65)</u>	<u>(\$164,119.68)</u>	<u>(\$224,393.52)</u>	<u>(\$224,393.52)</u>



T.L.60

HONG KONG GARDENS - BLOCK 12 豪景花園 第十二座
STATEMENT OF COMPREHENSIVE INCOME 收支報告表
(FORMERLY KNOWN AS INCOME & EXPENDITURE ACCOUNT)

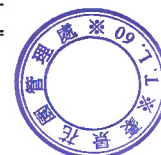
		Jan-23 (一月)	Feb-23 (二月)	Mar-23 (三月)	Apr-23 (四月)	1-4/2023 TOTAL總計
INCOME:	收入					
MANAGEMENT FEE RECEIVED	管理費收入	\$189,200.00	\$189,200.00	\$189,200.00	\$189,200.00	\$756,800.00
LESS: SINKING FUND	減：儲備基金	(\$9,460.00)	(\$9,460.00)	(\$9,460.00)	(\$9,460.00)	(\$37,840.00)
LESS: PROVISION FOR BAD DEBT - M.F.	管理費壞賬撥備	\$0.00	\$0.00	\$0.00	\$0.00	\$0.00
INSURANCE AND OTHER COMPENSATION	保險及其他賠償	\$0.00	\$0.00	\$0.00	\$0.00	\$0.00
LEGAL FEE RECOVERED	訴訟費收入	\$0.00	\$0.00	\$0.00	\$0.00	\$0.00
INTEREST INCOME	利息收入	\$0.00	\$0.00	\$0.00	\$0.00	\$0.00
SUNDRY INCOME	什項收入	\$0.00	\$0.00	\$0.00	\$0.00	\$0.00
		<u>\$179,740.00</u>	<u>\$179,740.00</u>	<u>\$179,740.00</u>	<u>\$179,740.00</u>	<u>\$718,960.00</u>
EXPENSES:	減：支出					
APPORTIONMENT OF GARDENS EXPENSES	公共費用之分攤	\$86,008.27	\$106,708.88	\$99,864.61	\$101,969.14	\$394,550.90
AUDITORS REMUNERATION	核數費	\$0.00	\$0.00	\$0.00	\$0.00	\$0.00
CONSULTING FEE	查詢費	\$0.00	\$0.00	\$0.00	\$0.00	\$0.00
CLEANING EXPENSES	清潔費	\$9,913.99	\$9,370.00	\$9,370.00	\$9,370.00	\$38,023.99
GARDENING EXPENSES	園藝種植	\$0.00	\$0.00	\$0.00	\$0.00	\$0.00
ELECTRICITY	電費	\$9,818.05	\$11,698.45	\$9,705.84	\$10,143.96	\$41,366.30
FESTIVAL DECORATION EXPENSES	節日裝飾	\$0.00	\$0.00	\$544.00	\$0.00	\$544.00
FURNITURE, FIXTURES & EQUIPMENT	屋苑設備	\$0.00	\$0.00	\$0.00	\$0.00	\$0.00
LEGAL FEE	訴訟費	\$0.00	\$0.00	\$0.00	\$0.00	\$0.00
MAINTENANCE, REPAIR & INSTALLATION	保養維修					
CONCRETE AND SCAFFOLDING	外牆維修及搭棚	\$0.00	\$5,066.00	\$8,056.00	\$11,479.00	\$24,601.00
DRAINAGE, ELECTRICALS & PUMPS	水電保養維修	\$1,840.00	\$48.00	\$1,040.00	\$1,000.00	\$3,928.00
SECURITY SYSTEM / SMATV. SYM	保安系統/衛星電視	\$540.00	\$540.00	\$540.00	\$540.00	\$2,160.00
FIRE FIGHTING SYSTEM	消防保養	\$0.00	\$0.00	\$0.00	\$1,200.00	\$1,200.00
LIFTS	升降機	\$9,060.00	\$9,060.00	\$9,060.00	\$9,060.00	\$36,240.00
MANAGER'S REMUNERATION 4%	管理酬金 4%	\$2,994.89	\$3,179.31	\$3,280.65	\$3,466.18	\$12,921.03
MAINTENANCE FUND 11%	維修基金 11%	\$8,235.96	\$8,743.10	\$9,021.78	\$9,531.99	\$35,532.83
PEST CONTROL	殺蟲滅鼠	\$0.00	\$0.00	\$0.00	\$0.00	\$0.00
PRINTING AND STATIONERY	印刷及廣告費	\$0.00	\$0.00	\$0.00	\$0.00	\$0.00
SECURITY GUARD SERVICE CHARGES	保安費	\$42,778.00	\$42,778.00	\$42,778.00	\$42,778.00	\$171,112.00
SUNDRY EXPENSES	什項支出	\$760.32	\$760.32	\$760.32	\$760.32	\$3,041.28
TELEPHONE	電話費	\$162.00	\$162.00	\$162.00	\$162.00	\$648.00
WATER FEE	水費	\$0.00	\$0.00	\$0.00	\$161.20	\$161.20
TOTAL EXPENSES	總支出	<u>\$172,111.48</u>	<u>\$198,114.06</u>	<u>\$194,183.20</u>	<u>\$201,621.79</u>	<u>\$766,030.53</u>
SURPLUS / (DEFICIT) FOR THE PERIOD	本期盈餘/(赤字)	\$7,628.52	(\$18,374.06)	(\$14,443.20)	(\$21,881.79)	(\$47,070.53)
SURPLUS / (DEFICIT) B/F	承上結存	(\$311,141.41)	(\$303,512.89)	(\$321,886.95)	(\$336,330.15)	(\$311,141.41)
ACCUM.SURPLUS / (DEFICIT) C/F	累積盈餘/(赤字)	<u>(\$303,512.89)</u>	<u>(\$321,886.95)</u>	<u>(\$336,330.15)</u>	<u>(\$358,211.94)</u>	<u>(\$358,211.94)</u>



T.L.60

HONG KONG GARDENS - BLOCK 13 豪景花園 第十三座
STATEMENT OF COMPREHENSIVE INCOME 收支報告表
(FORMERLY KNOWN AS INCOME & EXPENDITURE ACCOUNT)

		Jan-23 (一月)	Feb-23 (二月)	Mar-23 (三月)	Apr-23 (四月)	1-4/2023 TOTAL總計
INCOME:	收入					
MANAGEMENT FEE RECEIVED	管理費收入	\$132,240.00	\$132,240.00	\$132,240.00	\$132,240.00	\$528,960.00
LESS: SINKING FUND	減：儲備基金	(\$6,612.00)	(\$6,612.00)	(\$6,612.00)	(\$6,612.00)	(\$26,448.00)
LESS: PROVISION FOR BAD DEBT - M.F.	管理費壞賬撥備	\$0.00	\$0.00	\$0.00	\$0.00	\$0.00
ADD: BAD DEBT (M.F.)WRITTEN BACK	收回管理費壞賬	\$0.00	\$0.00	\$0.00	\$0.00	\$0.00
INSURANCE AND OTHER COMPENSATION	保險及其他賠償	\$0.00	\$0.00	\$0.00	\$0.00	\$0.00
LEGAL FEE RECOVERED	訴訟費收入	\$0.00	\$0.00	\$0.00	\$0.00	\$0.00
INTEREST INCOME	利息收入	\$0.00	\$0.00	\$0.00	\$0.00	\$0.00
SUNDRY INCOME	什項收入	\$0.00	\$0.00	\$0.00	\$0.00	\$0.00
		<u>\$125,628.00</u>	<u>\$125,628.00</u>	<u>\$125,628.00</u>	<u>\$125,628.00</u>	<u>\$502,512.00</u>
EXPENSES:	減：支出					
APPORTIONMENT OF GARDENS EXPENSES	公共費用之分攤	\$36,488.36	\$45,270.43	\$42,366.80	\$43,259.64	\$167,385.23
AUDITORS REMUNERATION	核數費	\$0.00	\$0.00	\$0.00	\$0.00	\$0.00
CONSULTING FEE	諮詢費	\$0.00	\$0.00	\$0.00	\$0.00	\$0.00
CLEANING EXPENSES	清潔費	\$10,503.94	\$9,370.00	\$9,370.00	\$9,370.00	\$38,613.94
ELECTRICITY	電費	\$6,252.00	\$6,447.00	\$6,015.00	\$6,144.00	\$24,858.00
FESTIVAL DECORATION EXPENSES	節日裝飾	\$0.00	\$0.00	\$544.00	\$0.00	\$544.00
FURNITURE, FIXTURES & EQUIPMENT	屋苑設備	\$0.00	\$0.00	\$0.00	\$0.00	\$0.00
LEGAL FEE	訴訟費	\$0.00	\$0.00	\$0.00	\$0.00	\$0.00
MAINTENANCE, REPAIR & INSTALLATION	保養維修					
CONCRETE AND SCAFFOLDING	外牆維修及搭棚	\$0.00	\$0.00	\$0.00	\$36,296.00	\$36,296.00
DRAINAGE, ELECTRICALS & PUMPS	水電保養維修	\$1,840.00	\$15.00	\$1,070.00	\$2,594.00	\$5,519.00
SECURITY SYSTEM / SMATV. SYM	保安系統/衛星電視	\$540.00	\$540.00	\$540.00	\$540.00	\$2,160.00
FIRE FIGHTING SYSTEM	消防保養	\$0.00	\$0.00	\$0.00	\$1,200.00	\$1,200.00
LIFTS	升降機	\$9,060.00	\$9,060.00	\$9,060.00	\$9,060.00	\$36,240.00
MANAGER'S REMUNERATION 4%	管理酬金 4%	\$2,862.40	\$2,751.47	\$2,798.15	\$4,345.42	\$12,757.44
MAINTENANCE FUND 11%	維修基金 11%	\$7,871.61	\$7,566.54	\$7,694.91	\$11,949.92	\$35,082.98
PEST CONTROL	殺蟲滅鼠	\$0.00	\$0.00	\$0.00	\$0.00	\$0.00
PRINTING AND STATIONERY	印刷及廣告費	\$0.00	\$0.00	\$0.00	\$0.00	\$0.00
SECURITY GUARD SERVICE CHARGES	保安費	\$42,778.00	\$42,778.00	\$42,778.00	\$42,778.00	\$171,112.00
SUNDRY EXPENSES	什項支出	\$424.72	\$414.72	\$414.72	\$414.72	\$1,668.88
TELEPHONE	電話費	\$161.42	\$162.00	\$162.00	\$162.00	\$647.42
WATER FEE	水費	\$0.00	\$0.00	\$0.00	\$76.90	\$76.90
TOTAL EXPENSES	總支出	<u>\$118,782.45</u>	<u>\$124,375.16</u>	<u>\$122,813.58</u>	<u>\$168,190.60</u>	<u>\$534,161.79</u>
SURPLUS / (DEFICIT) FOR THE PERIOD	本期盈餘/(赤字)	\$6,845.55	\$1,252.84	\$2,814.42	(\$42,562.60)	(\$31,649.79)
SURPLUS / (DEFICIT) B/F	承上結存	(\$439,551.88)	(\$432,706.33)	(\$431,453.49)	(\$428,639.07)	(\$439,551.88)
ACCUM.SURPLUS / (DEFICIT) C/F	累積盈餘/(赤字)	<u>(\$432,706.33)</u>	<u>(\$431,453.49)</u>	<u>(\$428,639.07)</u>	<u>(\$471,201.67)</u>	<u>(\$471,201.67)</u>



T.L.60

HONG KONG GARDENS - BLOCK 14 豪景花園 第十四座
STATEMENT OF COMPREHENSIVE INCOME 收支報告表
(FORMERLY KNOWN AS INCOME & EXPENDITURE ACCOUNT)

		Jan-23 (一月)	Feb-23 (二月)	Mar-23 (三月)	Apr-23 (四月)	1-4/2023 TOTAL總計
INCOME:	收入					
MANAGEMENT FEE RECEIVED	管理費收入	\$132,240.00	\$132,240.00	\$132,240.00	\$132,240.00	\$528,960.00
LESS: SINKING FUND	減：儲備基金	(\$6,612.00)	(\$6,612.00)	(\$6,612.00)	(\$6,612.00)	(\$26,448.00)
LESS: PROVISION FOR BAD DEBT - M.F.	管理費壞賬撥備	\$0.00	\$0.00	\$0.00	\$0.00	\$0.00
ADD: BAD DEBT (M.F.) WRITTEN BACK	收回管理費壞賬	\$0.00	\$0.00	\$0.00	\$0.00	\$0.00
INSURANCE AND OTHER COMPENSATION	保險及其他賠償	\$0.00	\$0.00	\$0.00	\$0.00	\$0.00
LEGAL FEE RECOVERED	訴訟費收入	\$0.00	\$0.00	\$0.00	\$0.00	\$0.00
INTEREST INCOME	利息收入	\$0.00	\$0.00	\$0.00	\$0.00	\$0.00
SUNDRY INCOME	什項收入	\$0.00	\$0.00	\$0.00	\$0.00	\$0.00
		<u>\$125,628.00</u>	<u>\$125,628.00</u>	<u>\$125,628.00</u>	<u>\$125,628.00</u>	<u>\$502,512.00</u>
EXPENSES:	減：支出					
APPORTIONMENT OF GARDENS EXPENSES	公共費用之分攤	\$36,488.36	\$45,270.43	\$42,366.80	\$43,259.64	\$167,385.23
AUDITORS REMUNERATION	核數費	\$0.00	\$0.00	\$0.00	\$0.00	\$0.00
CONSULTING FEE	諮詢費	\$0.00	\$0.00	\$0.00	\$0.00	\$0.00
CLEANING EXPENSES	清潔費	\$9,658.09	\$9,370.00	\$9,370.00	\$9,370.00	\$37,768.09
ELECTRICITY	電費	\$6,218.09	\$6,753.48	\$5,772.66	\$6,116.84	\$24,861.07
FESTIVAL DECORATION EXPENSES	節日裝飾	\$0.00	\$0.00	\$544.00	\$0.00	\$544.00
FURNITURE, FIXTURES & EQUIPMENT	屋苑設備	\$0.00	\$0.00	\$0.00	\$0.00	\$0.00
LEGAL FEE	訴訟費	\$0.00	\$0.00	\$0.00	\$0.00	\$0.00
MAINTENANCE, REPAIR & INSTALLATION	保養維修					
CONCRETE AND SCAFFOLDING	外牆維修及搭棚	\$0.00	\$0.00	\$0.00	\$0.00	\$0.00
DRAINAGE, ELECTRICALS & PUMPS	水電保養維修	\$1,862.00	\$116.00	\$4,020.00	\$1,000.00	\$6,998.00
SECURITY SYSTEM / SMATV. SYM	保安系統/衛星電視	\$540.00	\$540.00	\$540.00	\$540.00	\$2,160.00
FIRE FIGHTING SYSTEM	消防保養	\$0.00	\$0.00	\$0.00	\$1,200.00	\$1,200.00
LIFTS	升降機	\$9,060.00	\$9,060.00	\$9,060.00	\$9,060.00	\$36,240.00
MANAGER'S REMUNERATION 4%	管理酬金 4%	\$2,828.05	\$2,770.10	\$2,906.46	\$2,827.99	\$11,332.60
MAINTENANCE FUND 11%	維修基金 11%	\$7,777.15	\$7,617.76	\$7,992.75	\$7,776.96	\$31,164.62
PEST CONTROL	殺蟲滅鼠	\$0.00	\$0.00	\$0.00	\$0.00	\$0.00
PRINTING AND STATIONERY	印刷及廣告費	\$0.00	\$0.00	\$0.00	\$0.00	\$0.00
SECURITY GUARD SERVICE CHARGES	保安費	\$42,778.00	\$42,778.00	\$42,778.00	\$42,778.00	\$171,112.00
SUNDRY EXPENSES	什項支出	\$414.72	\$414.72	\$414.72	\$414.72	\$1,658.88
TELEPHONE	電話費	\$170.42	\$162.00	\$162.00	\$162.00	\$656.42
WATER FEE	水費	\$0.00	\$58.20	\$0.00	\$58.10	\$116.30
TOTAL EXPENSES	總支出	<u>\$117,794.88</u>	<u>\$124,910.69</u>	<u>\$125,927.39</u>	<u>\$124,564.25</u>	<u>\$493,197.21</u>
SURPLUS / (DEFICIT) FOR THE PERIOD	本期盈餘/(赤字)	\$7,833.12	\$717.31	(\$299.39)	\$1,063.75	\$9,314.79
SURPLUS / (DEFICIT) B/F	承上結存	(\$455,124.12)	(\$447,291.00)	(\$446,573.69)	(\$446,873.08)	(\$455,124.12)
ACCUM.SURPLUS / (DEFICIT) C/F	累積盈餘/(赤字)	<u>(\$447,291.00)</u>	<u>(\$446,573.69)</u>	<u>(\$446,873.08)</u>	<u>(\$445,809.33)</u>	<u>(\$445,809.33)</u>



T.L.60

HONG KONG GARDENS - BLOCK 15

豪景花園 第十五座

STATEMENT OF COMPREHENSIVE INCOME

收支報告表

(FORMERLY KNOWN AS INCOME & EXPENDITURE ACCOUNT)

		Jan-23 (一月)	Feb-23 (二月)	Mar-23 (三月)	Apr-23 (四月)	1-4/2023 TOTAL總計
INCOME:	收入					
MANAGEMENT FEE RECEIVED	管理費收入	\$102,720.00	\$102,720.00	\$102,720.00	\$102,720.00	\$410,880.00
LESS: SINKING FUND	減: 儲備基金	(\$5,136.00)	(\$5,136.00)	(\$5,136.00)	(\$5,136.00)	(\$20,544.00)
INSURANCE AND OTHER COMPENSATION	保險及其他賠償	\$0.00	\$0.00	\$0.00	\$0.00	\$0.00
LEGAL FEE RECOVERED	訴訟費收入	\$0.00	\$0.00	\$0.00	\$0.00	\$0.00
INTEREST INCOME	利息收入	\$0.00	\$0.00	\$0.00	\$0.00	\$0.00
SUNDRY INCOME	什項收入	\$0.00	\$0.00	\$0.00	\$0.00	\$0.00
		\$97,584.00	\$97,584.00	\$97,584.00	\$97,584.00	\$390,336.00
EXPENSES:	減: 支出					
APPORTIONMENT OF GARDENS EXPENSES	公共費用之分攤	\$35,619.59	\$44,192.57	\$41,358.07	\$42,229.64	\$163,399.87
AUDITORS REMUNERATION	核數費	\$0.00	\$0.00	\$0.00	\$0.00	\$0.00
CONSULTING FEE	諮詢費	\$0.00	\$0.00	\$0.00	\$0.00	\$0.00
CLEANING EXPENSES	清潔費	\$9,444.50	\$9,370.00	\$9,370.00	\$9,370.00	\$37,554.50
ELECTRICITY	電費	\$4,336.00	\$4,518.00	\$3,765.00	\$3,437.00	\$16,056.00
FESTIVAL DECORATION EXPENSES	節日裝飾	\$0.00	\$0.00	\$3,264.00	\$0.00	\$3,264.00
FURNITURE, FIXTURES & EQUIPMENT	屋苑設備	\$0.00	\$0.00	\$0.00	\$0.00	\$0.00
LEGAL FEE	訴訟費	\$0.00	\$0.00	\$0.00	\$0.00	\$0.00
MAINTENANCE, REPAIR & INSTALLATION	保養維修					
CONCRETE AND SCAFFOLDING	外牆維修及搭棚	\$0.00	\$12,285.00	\$8,851.00	\$0.00	\$21,136.00
DRAINAGE, ELECTRICALS & PUMPS	水電保養維修	\$4,622.00	\$742.00	\$37.00	\$1,000.00	\$6,401.00
SECURITY SYSTEM / SMATV. SYM	保安系統/衛星電視	\$1,540.00	\$1,540.00	\$1,540.00	\$1,540.00	\$6,160.00
FIRE FIGHTING SYSTEM	消防保養	\$0.00	\$0.00	\$0.00	\$1,200.00	\$1,200.00
MANAGER'S REMUNERATION 4%	管理酬金 4%	\$1,681.32	\$2,024.54	\$1,955.90	\$1,544.70	\$7,206.46
MAINTENANCE FUND 11%	維修基金 11%	\$4,623.64	\$5,567.49	\$5,378.72	\$4,247.92	\$19,817.77
PEST CONTROL	殺蟲滅鼠	\$0.00	\$0.00	\$0.00	\$0.00	\$0.00
PRINTING AND STATIONERY	印刷及廣告費	\$0.00	\$0.00	\$0.00	\$0.00	\$0.00
SECURITY GUARD SERVICE CHARGES	保安費	\$21,389.00	\$21,389.00	\$21,389.00	\$21,389.00	\$85,556.00
SUNDRY EXPENSES	什項支出	\$276.48	\$276.48	\$276.48	\$276.48	\$1,105.92
TELEPHONE	電話費	\$425.14	\$405.00	\$405.00	\$405.00	\$1,640.14
WATER FEE	水費	\$0.00	\$88.10	\$0.00	\$0.00	\$88.10
TOTAL EXPENSES	總支出	\$83,957.67	\$102,398.18	\$97,590.17	\$86,639.74	\$370,585.76
SURPLUS / (DEFICIT) FOR THE PERIOD	本期盈餘/(赤字)	\$13,626.33	(\$4,814.18)	(\$6.17)	\$10,944.26	\$19,750.24
SURPLUS / (DEFICIT) B/F	承上結存	\$695,434.36	\$709,060.69	\$704,246.51	\$704,240.34	\$695,434.36
ACCUM.SURPLUS / (DEFICIT) C/F	累積盈餘/(赤字)	\$709,060.69	\$704,246.51	\$704,240.34	\$715,184.60	\$715,184.60



T.L.60

HONG KONG GARDENS - BLOCK 16 豪景花園 第十六座
STATEMENT OF COMPREHENSIVE INCOME 收支報告表
(FORMERLY KNOWN AS INCOME & EXPENDITURE ACCOUNT)

		Jan-23 (一月)	Feb-23 (二月)	Mar-23 (三月)	Apr-23 (四月)	1-4/2023 TOTAL總計
INCOME:	收入					
MANAGEMENT FEE RECEIVED	管理費收入	\$169,650.00	\$169,650.00	\$169,650.00	\$169,650.00	\$678,600.00
LESS: SINKING FUND	減: 儲備基金	(\$8,482.50)	(\$8,482.50)	(\$8,482.50)	(\$8,482.50)	(\$33,930.00)
INSURANCE AND OTHER COMPENSATION	保險及其他賠償	\$0.00	\$0.00	\$0.00	\$0.00	\$0.00
LEGAL FEE RECOVERED	訴訟費收入	\$0.00	\$0.00	\$0.00	\$0.00	\$0.00
INTEREST INCOME	利息收入	\$0.00	\$0.00	\$0.00	\$0.00	\$0.00
SUNDRY INCOME	什項收入	\$0.00	\$0.00	\$0.00	\$0.00	\$0.00
		<u>\$161,167.50</u>	<u>\$161,167.50</u>	<u>\$161,167.50</u>	<u>\$161,167.50</u>	<u>\$644,670.00</u>
EXPENSES:	減: 支出					
APPORTIONMENT OF GARDENS EXPENSES	公共費用之分攤	\$71,383.97	\$88,564.78	\$82,884.26	\$84,630.95	\$327,463.96
AUDITORS REMUNERATION	核數費	\$0.00	\$0.00	\$0.00	\$0.00	\$0.00
CONSULTING FEE	諮詢費	\$0.00	\$0.00	\$0.00	\$0.00	\$0.00
CLEANING EXPENSES	清潔費	\$9,716.59	\$9,370.00	\$9,370.00	\$9,370.00	\$37,826.59
ELECTRICITY	電費	\$8,435.00	\$8,596.00	\$7,803.00	\$8,184.00	\$33,018.00
FESTIVAL DECORATION EXPENSES	節日裝飾	\$0.00	\$0.00	\$544.00	\$0.00	\$544.00
FURNITURE, FIXTURES & EQUIPMENT	屋苑設備	\$0.00	\$0.00	\$0.00	\$0.00	\$0.00
LEGAL FEE	訴訟費	\$0.00	\$0.00	\$0.00	\$0.00	\$0.00
MAINTENANCE, REPAIR & INSTALLATION	保養維修					
CONCRETE AND SCAFFOLDING	外牆維修及搭棚	\$0.00	\$0.00	\$0.00	\$13,151.00	\$13,151.00
DRAINAGE, ELECTRICALS & PUMPS	水電保養維修	\$1,855.00	\$120.00	\$3,023.00	\$1,000.00	\$5,998.00
SECURITY SYSTEM / SMATV. SYM	保安系統/衛星電視	\$540.00	\$540.00	\$540.00	\$540.00	\$2,160.00
FIRE FIGHTING SYSTEM	消防保養	\$0.00	\$0.00	\$0.00	\$1,200.00	\$1,200.00
LIFTS	升降機	\$8,672.73	\$8,672.73	\$8,672.73	\$8,672.73	\$34,690.92
MANAGER'S REMUNERATION 4%	管理酬金 4%	\$2,913.10	\$2,836.28	\$2,942.44	\$3,431.81	\$12,123.63
MAINTENANCE FUND 11%	維修基金 11%	\$8,011.02	\$7,799.76	\$8,091.70	\$9,437.47	\$33,339.95
PEST CONTROL	殺蟲滅鼠	\$0.00	\$0.00	\$0.00	\$0.00	\$0.00
PRINTING AND STATIONERY	印刷及廣告費	\$0.00	\$0.00	\$0.00	\$0.00	\$0.00
SECURITY GUARD SERVICE CHARGES	保安費	\$42,778.00	\$42,778.00	\$42,778.00	\$42,778.00	\$171,112.00
SUNDRY EXPENSES	什項支出	\$668.16	\$668.16	\$668.16	\$668.16	\$2,672.64
TELEPHONE	電話費	\$162.00	\$162.00	\$162.00	\$162.00	\$648.00
WATER FEE	水費	\$0.00	\$0.00	\$0.00	\$69.30	\$69.30
TOTAL EXPENSES	總支出	<u>\$155,135.57</u>	<u>\$170,107.71</u>	<u>\$167,479.29</u>	<u>\$183,295.42</u>	<u>\$676,017.99</u>
SURPLUS / (DEFICIT) FOR THE PERIOD	本期盈餘/(赤字)	\$6,031.93	(\$8,940.21)	(\$6,311.79)	(\$22,127.92)	(\$31,347.99)
SURPLUS / (DEFICIT) B/F	承上結存	(\$220,578.87)	(\$214,546.94)	(\$223,487.15)	(\$229,798.94)	(\$220,578.87)
ACCUM.SURPLUS / (DEFICIT) C/F	累積盈餘/(赤字)	<u>(\$214,546.94)</u>	<u>(\$223,487.15)</u>	<u>(\$229,798.94)</u>	<u>(\$251,926.86)</u>	<u>(\$251,926.86)</u>



T.L.60

HONG KONG GARDENS - BLOCK 17 豪景花園 第十七座
STATEMENT OF COMPREHENSIVE INCOME 收支報告表
(FORMERLY KNOWN AS INCOME & EXPENDITURE ACCOUNT)

		Jan-23 (一月)	Feb-23 (二月)	Mar-23 (三月)	Apr-23 (四月)	1-4/2023 TOTAL總計
INCOME:	收入					
MANAGEMENT FEE RECEIVED	管理費收入	\$169,070.00	\$169,070.00	\$169,070.00	\$169,070.00	\$676,280.00
LESS: SINKING FUND	減：儲備基金	(\$8,453.50)	(\$8,453.50)	(\$8,453.50)	(\$8,453.50)	(\$33,814.00)
LESS: PROVISION FOR BAD DEBT - M.F.	管理費壞賬撥備	\$0.00	\$0.00	\$0.00	\$0.00	\$0.00
ADD: BAD DEBT (M.F.)WRITTEN BACK	收回管理費壞賬	\$0.00	\$0.00	\$0.00	\$0.00	\$0.00
INSURANCE AND OTHER COMPENSATION	保險及其他賠償	\$0.00	\$0.00	\$0.00	\$0.00	\$0.00
LEGAL FEE RECOVERED	訴訟費收入	\$0.00	\$0.00	\$0.00	\$0.00	\$0.00
INTEREST INCOME	利息收入	\$0.00	\$0.00	\$0.00	\$0.00	\$0.00
SUNDRY INCOME	什項收入	\$0.00	\$0.00	\$0.00	\$0.00	\$0.00
		<u>\$160,616.50</u>	<u>\$160,616.50</u>	<u>\$160,616.50</u>	<u>\$160,616.50</u>	<u>\$642,466.00</u>
EXPENSES:	減：支出					
APPORTIONMENT OF GARDENS EXPENSES	公共費用之分攤	\$71,383.97	\$88,564.78	\$82,884.26	\$84,630.95	\$327,463.96
AUDITORS REMUNERATION	核數費	\$0.00	\$0.00	\$0.00	\$0.00	\$0.00
CONSULTING FEE	諮詢費	\$0.00	\$0.00	\$0.00	\$0.00	\$0.00
CLEANING EXPENSES	清潔費	\$10,503.94	\$9,370.00	\$9,370.00	\$9,370.00	\$38,613.94
ELECTRICITY	電費	\$9,672.00	\$9,760.00	\$8,740.00	\$9,560.00	\$37,732.00
FESTIVAL DECORATION EXPENSES	節日裝飾	\$35.00	\$0.00	\$544.00	\$0.00	\$579.00
FURNITURE, FIXTURES & EQUIPMENT	屋苑設備	\$0.00	\$0.00	\$0.00	\$0.00	\$0.00
LEGAL FEE	訴訟費	\$0.00	\$0.00	\$0.00	\$0.00	\$0.00
MAINTENANCE, REPAIR & INSTALLATION	保養維修					
CONCRETE AND SCAFFOLDING	外牆維修及搭棚	\$0.00	\$0.00	\$3,290.00	\$9,312.00	\$12,602.00
DRAINAGE, ELECTRICALS & PUMPS	水電保養維修	\$1,960.00	\$564.00	\$1,040.00	\$1,000.00	\$4,564.00
SECURITY SYSTEM / SMATV. SYM	保安系統/衛星電視	\$540.00	\$540.00	\$540.00	\$540.00	\$2,160.00
FIRE FIGHTING SYSTEM	消防保養	\$0.00	\$0.00	\$0.00	\$1,200.00	\$1,200.00
LIFTS	升降機	\$8,672.73	\$8,672.73	\$8,672.73	\$8,672.73	\$34,690.92
MANAGER'S REMUNERATION 4%	管理酬金 4%	\$2,999.67	\$2,900.60	\$3,032.20	\$3,338.62	\$12,271.09
MAINTENANCE FUND 11%	維修基金 11%	\$8,249.10	\$7,976.64	\$8,338.54	\$9,181.21	\$33,745.49
PEST CONTROL	殺蟲滅鼠	\$0.00	\$0.00	\$0.00	\$0.00	\$0.00
PRINTING AND STATIONERY	印刷及廣告費	\$0.00	\$0.00	\$0.00	\$0.00	\$0.00
SECURITY GUARD SERVICE CHARGES	保安費	\$42,778.00	\$42,778.00	\$42,778.00	\$42,778.00	\$171,112.00
SUNDRY EXPENSES	什項支出	\$668.16	\$668.16	\$668.16	\$837.16	\$2,841.64
TELEPHONE	電話費	\$162.00	\$162.00	\$162.00	\$162.00	\$648.00
WATER FEE	水費	\$0.00	\$0.00	\$0.00	\$33.70	\$33.70
TOTAL EXPENSES	總支出	<u>\$157,624.57</u>	<u>\$171,956.91</u>	<u>\$170,059.89</u>	<u>\$180,616.37</u>	<u>\$680,257.74</u>
SURPLUS / (DEFICIT) FOR THE PERIOD	本期盈餘/(赤字)	\$2,991.93	(\$11,340.41)	(\$9,443.39)	(\$19,999.87)	(\$37,791.74)
SURPLUS / (DEFICIT) B/F	承上結存	(\$634,399.24)	(\$631,407.31)	(\$642,747.72)	(\$652,191.11)	(\$634,399.24)
ACCUM.SURPLUS / (DEFICIT) C/F	累積盈餘/(赤字)	<u>(\$631,407.31)</u>	<u>(\$642,747.72)</u>	<u>(\$652,191.11)</u>	<u>(\$672,190.98)</u>	<u>(\$672,190.98)</u>



T.L.60

HONG KONG GARDENS - BLOCK 18 豪景花園 第十八座
STATEMENT OF COMPREHENSIVE INCOME 收支報告表
(FORMERLY KNOWN AS INCOME & EXPENDITURE ACCOUNT)

		Jan-23 (一月)	Feb-23 (二月)	Mar-23 (三月)	Apr-23 (四月)	1-4/2023 TOTAL總計
INCOME:	收入					
MANAGEMENT FEE RECEIVED	管理費收入	\$173,420.00	\$173,420.00	\$173,420.00	\$173,420.00	\$693,680.00
LESS: SINKING FUND	減：儲備基金	(\$8,671.00)	(\$8,671.00)	(\$8,671.00)	(\$8,671.00)	(\$34,684.00)
INSURANCE AND OTHER COMPENSATION	保險及其他賠償	\$0.00	\$0.00	\$0.00	\$0.00	\$0.00
LEGAL FEE RECOVERED	訴訟費收入	\$0.00	\$0.00	\$0.00	\$0.00	\$0.00
INTEREST INCOME	利息收入	\$0.00	\$0.00	\$0.00	\$0.00	\$0.00
SUNDRY INCOME	什項收入	\$0.00	\$0.00	\$0.00	\$0.00	\$0.00
		<u>\$164,749.00</u>	<u>\$164,749.00</u>	<u>\$164,749.00</u>	<u>\$164,749.00</u>	<u>\$658,996.00</u>
EXPENSES:	減：支出					
APPORTIONMENT OF GARDENS EXPENSES	公共費用之分攤	\$71,383.97	\$88,564.78	\$82,884.26	\$84,630.95	\$327,463.96
AUDITORS REMUNERATION	核數費	\$0.00	\$0.00	\$0.00	\$0.00	\$0.00
CONSULTING FEE	諮詢費	\$0.00	\$0.00	\$0.00	\$0.00	\$0.00
CLEANING EXPENSES	清潔費	\$9,612.23	\$9,370.00	\$9,370.00	\$9,370.00	\$37,722.23
ELECTRICITY	電費	\$9,624.00	\$9,836.00	\$8,987.00	\$9,379.00	\$37,826.00
FESTIVAL DECORATION EXPENSES	節日裝飾	\$35.00	\$0.00	\$544.00	\$0.00	\$579.00
FURNITURE, FIXTURES & EQUIPMENT	屋苑設備	\$0.00	\$0.00	\$0.00	\$0.00	\$0.00
LEGAL FEE	訴訟費	\$0.00	\$0.00	\$0.00	\$0.00	\$0.00
MAINTENANCE, REPAIR & INSTALLATION	保養維修					
CONCRETE AND SCAFFOLDING	外牆維修及搭棚	\$0.00	\$5,729.00	\$0.00	\$40,247.00	\$45,976.00
DRAINAGE, ELECTRICALS & PUMPS	水電保養維修	\$2,325.00	\$97.00	\$6,950.00	\$1,000.00	\$10,372.00
SECURITY SYSTEM / SMATV. SYM	保安系統/衛星電視	\$540.00	\$540.00	\$540.00	\$540.00	\$2,160.00
FIRE FIGHTING SYSTEM	消防保養	\$0.00	\$0.00	\$0.00	\$1,200.00	\$1,200.00
LIFTS	升降機	\$8,672.73	\$8,672.73	\$8,672.73	\$8,672.73	\$34,690.92
MANAGER'S REMUNERATION 4%	管理酬金 4%	\$2,982.65	\$3,114.12	\$3,146.88	\$4,626.52	\$13,870.17
MAINTENANCE FUND 11%	維修基金 11%	\$8,202.28	\$8,563.82	\$8,653.91	\$12,722.94	\$38,142.95
PEST CONTROL	殺蟲滅鼠	\$0.00	\$0.00	\$0.00	\$0.00	\$0.00
PRINTING AND STATIONERY	印刷及廣告費	\$0.00	\$0.00	\$0.00	\$0.00	\$0.00
SECURITY GUARD SERVICE CHARGES	保安費	\$42,778.00	\$42,778.00	\$42,778.00	\$42,778.00	\$171,112.00
SUNDRY EXPENSES	什項支出	\$807.16	\$668.16	\$668.16	\$2,273.16	\$4,416.64
TELEPHONE	電話費	\$172.07	\$162.00	\$162.00	\$162.00	\$658.07
WATER FEE	水費	\$0.00	\$0.00	\$0.00	\$41.20	\$41.20
TOTAL EXPENSES	總支出	<u>\$157,135.09</u>	<u>\$178,095.61</u>	<u>\$173,356.94</u>	<u>\$217,643.50</u>	<u>\$726,231.14</u>
SURPLUS / (DEFICIT) FOR THE PERIOD	本期盈餘/(赤字)	\$7,613.91	(\$13,346.61)	(\$8,607.94)	(\$52,894.50)	(\$67,235.14)
SURPLUS / (DEFICIT) B/F	承上結存	\$249,568.22	\$257,182.13	\$243,835.52	\$235,227.58	\$249,568.22
ACCUM.SURPLUS / (DEFICIT) C/F	累積盈餘/(赤字)	<u>\$257,182.13</u>	<u>\$243,835.52</u>	<u>\$235,227.58</u>	<u>\$182,333.08</u>	<u>\$182,333.08</u>



T.L.60

HONG KONG GARDENS - BLOCK 19 豪景花園 第十九座
STATEMENT OF COMPREHENSIVE INCOME 收支報告表
(FORMERLY KNOWN AS INCOME & EXPENDITURE ACCOUNT)

		Jan-23 (一月)	Feb-23 (二月)	Mar-23 (三月)	Apr-23 (四月)	1-4/2023 TOTAL總計
INCOME:	收入					
MANAGEMENT FEE RECEIVED	管理費收入	\$161,240.00	\$161,240.00	\$161,240.00	\$161,240.00	\$644,960.00
LESS: SINKING FUND	減: 儲備基金	(\$8,062.00)	(\$8,062.00)	(\$8,062.00)	(\$8,062.00)	(\$32,248.00)
LESS: PROVISION FOR BAD DEBT - M.F.	管理費壞賬撥備	\$0.00	\$0.00	\$0.00	\$0.00	\$0.00
INSURANCE AND OTHER COMPENSATION	保險及其他賠償	\$0.00	\$0.00	\$0.00	\$0.00	\$0.00
LEGAL FEE RECOVERED	訴訟費收入	\$0.00	\$0.00	\$0.00	\$0.00	\$0.00
INTEREST INCOME	利息收入	\$0.00	\$0.00	\$0.00	\$0.00	\$0.00
SUNDRY INCOME	什項收入	\$0.00	\$0.00	\$0.00	\$0.00	\$0.00
		<u>\$153,178.00</u>	<u>\$153,178.00</u>	<u>\$153,178.00</u>	<u>\$153,178.00</u>	<u>\$612,712.00</u>
EXPENSES:	減: 支出					
APPORTIONMENT OF GARDENS EXPENSES	公共費用之分攤	\$71,383.97	\$88,564.78	\$82,884.26	\$84,630.95	\$327,463.96
AUDITORS REMUNERATION	核數費	\$0.00	\$0.00	\$0.00	\$0.00	\$0.00
CONSULTING FEE	諮詢費	\$0.00	\$0.00	\$0.00	\$0.00	\$0.00
CLEANING EXPENSES	清潔費	\$10,069.24	\$9,370.00	\$9,370.00	\$9,370.00	\$38,179.24
ELECTRICITY	電費	\$11,507.00	\$11,692.00	\$10,607.00	\$10,964.00	\$44,770.00
FESTIVAL DECORATION EXPENSES	節日裝飾	\$0.00	\$0.00	\$544.00	\$0.00	\$544.00
FURNITURE, FIXTURES & EQUIPMENT	屋苑設備	\$0.00	\$0.00	\$0.00	\$0.00	\$0.00
INSURANCE	保險費	\$0.00	\$0.00	\$0.00	\$0.00	\$0.00
GARDENING EXPENSES	園藝種植	\$0.00	\$0.00	\$0.00	\$0.00	\$0.00
LEGAL FEE	訴訟費	\$0.00	\$0.00	\$0.00	\$0.00	\$0.00
MAINTENANCE, REPAIR & INSTALLATION	保養維修					
CONCRETE AND SCAFFOLDING	外牆維修及搭棚	\$0.00	\$0.00	\$0.00	\$7,572.00	\$7,572.00
DRAINAGE, ELECTRICALS & PUMPS	水電保養維修	\$1,840.00	\$60.00	\$1,055.00	\$7,700.00	\$10,655.00
SECURITY SYSTEM / SMATV. SYM	保安系統/衛星電視	\$540.00	\$540.00	\$540.00	\$540.00	\$2,160.00
FIRE FIGHTING SYSTEM	消防保養	\$0.00	\$0.00	\$0.00	\$1,200.00	\$1,200.00
LIFTS	升降機	\$10,472.73	\$10,472.73	\$10,472.73	\$10,472.73	\$41,890.92
MANAGER'S REMUNERATION 4%	管理酬金 4%	\$3,122.21	\$3,030.64	\$3,048.80	\$3,689.12	\$12,890.77
MAINTENANCE FUND 11%	維修基金 11%	\$8,586.07	\$8,334.25	\$8,384.19	\$10,145.08	\$35,449.59
PEST CONTROL	殺蟲滅鼠	\$0.00	\$0.00	\$0.00	\$0.00	\$0.00
PRINTING AND STATIONERY	印刷及廣告費	\$0.00	\$0.00	\$0.00	\$0.00	\$0.00
SECURITY GUARD SERVICE CHARGES	保安費	\$42,778.00	\$42,778.00	\$42,778.00	\$42,778.00	\$171,112.00
SUNDRY EXPENSES	什項支出	\$668.16	\$668.16	\$668.16	\$668.16	\$2,672.64
SALARIES	薪金	\$0.00	\$0.00	\$0.00	\$0.00	\$0.00
MPF CONTRIBUTION	強積金	\$0.00	\$0.00	\$0.00	\$0.00	\$0.00
UNIFORM	制服費	\$0.00	\$0.00	\$0.00	\$0.00	\$0.00
TELEPHONE	電話費	\$180.07	\$185.00	\$185.00	\$185.00	\$735.07
WATER FEE	水費	\$0.00	\$0.00	\$0.00	\$778.10	\$778.10
TOTAL EXPENSES	總支出	<u>\$161,147.45</u>	<u>\$175,695.56</u>	<u>\$170,537.14</u>	<u>\$190,693.14</u>	<u>\$698,073.29</u>
SURPLUS / (DEFICIT) FOR THE PERIOD	本期盈餘/(赤字)	(\$7,969.45)	(\$22,517.56)	(\$17,359.14)	(\$37,515.14)	(\$85,361.29)
SURPLUS / (DEFICIT) B/F	承上結存	(\$673,057.46)	(\$681,026.91)	(\$703,544.47)	(\$720,903.61)	(\$673,057.46)
ACCUM.SURPLUS / (DEFICIT) C/F	累積盈餘/(赤字)	<u>(\$681,026.91)</u>	<u>(\$703,544.47)</u>	<u>(\$720,903.61)</u>	<u>(\$758,418.75)</u>	<u>(\$758,418.75)</u>



T.L.60

HONG KONG GARDENS - BLOCK 20 豪景花園 第二十座
STATEMENT OF COMPREHENSIVE INCOME 收支報告表
(FORMERLY KNOWN AS INCOME & EXPENDITURE ACCOUNT)

		Jan-23 (一月)	Feb-23 (二月)	Mar-23 (三月)	Apr-23 (四月)	1-4/2023 TOTAL總計
INCOME:	收入					
MANAGEMENT FEE RECEIVED	管理費收入	\$169,128.00	\$169,128.00	\$169,128.00	\$169,128.00	\$676,512.00
LESS: SINKING FUND	減: 儲備基金	(\$8,456.40)	(\$8,456.40)	(\$8,456.40)	(\$8,456.40)	(\$33,825.60)
LESS: PROVISION FOR BAD DEBT - M.F.	管理費壞賬撥備	\$0.00	\$0.00	\$0.00	\$0.00	\$0.00
ADD: BAD DEBT (M.F.)WRITTEN BACK	收回管理費壞賬	\$0.00	\$0.00	\$0.00	\$0.00	\$0.00
INSURANCE AND OTHER COMPENSATION	保險及其他賠償	\$0.00	\$0.00	\$0.00	\$0.00	\$0.00
LEGAL FEE RECOVERED	訴訟費收入	\$0.00	\$0.00	\$0.00	\$0.00	\$0.00
INTEREST INCOME	利息收入	\$0.00	\$0.00	\$0.00	\$0.00	\$0.00
SUNDRY INCOME	什項收入	\$100.00	\$0.00	\$0.00	\$100.00	\$200.00
		<u>\$160,771.60</u>	<u>\$160,671.60</u>	<u>\$160,671.60</u>	<u>\$160,771.60</u>	<u>\$642,886.40</u>
EXPENSES:	減: 支出					
APPORTIONMENT OF GARDENS EXPENSES	公共費用之分攤	\$71,383.97	\$88,564.78	\$82,884.26	\$84,630.95	\$327,463.96
AUDITORS REMUNERATION	核數費	\$0.00	\$0.00	\$0.00	\$0.00	\$0.00
CONSULTING FEE	諮詢費	\$0.00	\$0.00	\$0.00	\$0.00	\$0.00
CLEANING EXPENSES	清潔費	\$10,883.94	\$9,370.00	\$9,370.00	\$9,370.00	\$38,993.94
ELECTRICITY	電費	\$10,586.21	\$11,192.42	\$10,041.05	\$10,554.36	\$42,374.04
FESTIVAL DECORATION EXPENSES	節日裝飾	\$0.00	\$0.00	\$544.00	\$0.00	\$544.00
FURNITURE, FIXTURES & EQUIPMENT	屋苑設備	\$0.00	\$0.00	\$0.00	\$0.00	\$0.00
INSURANCE	保險費	\$0.00	\$0.00	\$0.00	\$0.00	\$0.00
GARDENING EXPENSES	園藝種植	\$0.00	\$0.00	\$0.00	\$0.00	\$0.00
LEGAL FEE	訴訟費	\$0.00	\$0.00	\$0.00	\$0.00	\$0.00
MAINTENANCE, REPAIR & INSTALLATION	保養維修					
CONCRETE AND SCAFFOLDING	外牆維修及搭棚	\$0.00	\$0.00	\$4,810.00	\$9,966.00	\$14,776.00
DRAINAGE, ELECTRICALS & PUMPS	水電保養維修	\$1,999.00	\$60.00	\$15.00	\$1,000.00	\$3,074.00
SECURITY SYSTEM / SMATV. SYM	保安系統/衛星電視	\$540.00	\$540.00	\$540.00	\$540.00	\$2,160.00
FIRE FIGHTING SYSTEM	消防保養	\$0.00	\$0.00	\$0.00	\$1,200.00	\$1,200.00
LIFTS	升降機	\$10,472.73	\$10,472.73	\$10,472.73	\$10,472.73	\$41,890.92
MANAGER'S REMUNERATION 4%	管理酬金 4%	\$3,123.58	\$3,009.73	\$3,176.04	\$3,501.08	\$12,810.43
MAINTENANCE FUND 11%	維修基金 11%	\$8,589.84	\$8,276.76	\$8,734.10	\$9,627.96	\$35,228.66
PEST CONTROL	殺蟲滅鼠	\$0.00	\$0.00	\$0.00	\$0.00	\$0.00
PRINTING AND STATIONERY	印刷及廣告費	\$0.00	\$0.00	\$0.00	\$0.00	\$0.00
SECURITY GUARD SERVICE CHARGES	保安費	\$42,778.00	\$42,778.00	\$42,778.00	\$42,778.00	\$171,112.00
SUNDRY EXPENSES	什項支出	\$668.16	\$668.16	\$668.16	\$668.16	\$2,672.64
TELEPHONE	電話費	\$161.42	\$162.00	\$162.00	\$162.00	\$647.42
WATER FEE	水費	\$0.00	\$0.00	\$0.00	\$815.70	\$815.70
TOTAL EXPENSES	總支出	<u>\$161,186.85</u>	<u>\$175,094.58</u>	<u>\$174,195.34</u>	<u>\$185,286.94</u>	<u>\$695,763.71</u>
SURPLUS / (DEFICIT) FOR THE PERIOD	本期盈餘/(赤字)	(\$415.25)	(\$14,422.98)	(\$13,523.74)	(\$24,515.34)	(\$52,877.31)
SURPLUS / (DEFICIT) B/F	承上結存	(\$1,116,041.63)	(\$1,116,456.88)	(\$1,130,879.86)	(\$1,144,403.60)	(\$1,116,041.63)
ACCUM.SURPLUS / (DEFICIT) C/F	累積盈餘/(赤字)	<u>(\$1,116,456.88)</u>	<u>(\$1,130,879.86)</u>	<u>(\$1,144,403.60)</u>	<u>(\$1,168,918.94)</u>	<u>(\$1,168,918.94)</u>



T.L.60
HONG KONG GARDENS - BLOCK 21 豪景花園二十一座
STATEMENT OF COMPREHENSIVE INCOME 收支報告表
(FORMERLY KNOWN AS INCOME & EXPENDITURE ACCOUNT)

		Jan-23 (一月)	Feb-23 (二月)	Mar-23 (三月)	Apr-23 (四月)	1-4/2023 TOTAL總計
INCOME:	收入					
MANAGEMENT FEE RECEIVED	管理費收入	\$193,662.00	\$193,662.00	\$193,662.00	\$193,662.00	\$774,648.00
LESS: SINKING FUND	減：儲備基金	(\$9,683.10)	(\$9,683.10)	(\$9,683.10)	(\$9,683.10)	(\$38,732.40)
LESS: PROVISION FOR BAD DEBT - M.F.	管理費壞賬撥備	\$0.00	\$0.00	\$0.00	\$0.00	\$0.00
ADD: BAD DEBT (M.F.)WRITTEN BACK	收回管理費壞賬	\$0.00	\$0.00	\$0.00	\$0.00	\$0.00
INSURANCE AND OTHER COMPENSATION	保險及其他賠償	\$0.00	\$0.00	\$0.00	\$0.00	\$0.00
LEGAL FEE RECOVERED	訴訟費收入	\$0.00	\$0.00	\$0.00	\$0.00	\$0.00
INTEREST INCOME	利息收入	\$0.00	\$0.00	\$0.00	\$0.00	\$0.00
SUNDRY INCOME	什項收入	\$0.00	\$0.00	\$0.00	\$0.00	\$0.00
		<u>\$183,978.90</u>	<u>\$183,978.90</u>	<u>\$183,978.90</u>	<u>\$183,978.90</u>	<u>\$735,915.60</u>
EXPENSES:	減：支出					
APPORTIONMENT OF GARDENS EXPENSES	公共費用之分攤	\$71,383.97	\$88,564.78	\$82,884.26	\$84,630.95	\$327,463.96
AUDITORS REMUNERATION	核數費	\$0.00	\$0.00	\$0.00	\$0.00	\$0.00
CONSULTING FEE	諮詢費	\$0.00	\$0.00	\$0.00	\$0.00	\$0.00
CLEANING EXPENSES	清潔費	\$10,017.04	\$9,370.00	\$9,370.00	\$9,370.00	\$38,127.04
FURNITURE, FIXTURES & EQUIPMENT	屋苑設備	\$0.00	\$0.00	\$0.00	\$0.00	\$0.00
GARDENING EXPENSES	園藝種植	\$0.00	\$0.00	\$0.00	\$0.00	\$0.00
ELECTRICITY	電費	\$10,991.34	\$11,087.82	\$9,999.82	\$10,513.31	\$42,592.29
FESTIVAL DECORATION EXPENSES	節日裝飾	\$0.00	\$0.00	\$544.00	\$0.00	\$544.00
INSURANCE	保險費	\$0.00	\$0.00	\$0.00	\$0.00	\$0.00
MAINTENANCE, REPAIR & INSTALLATION	保養維修					
CONCRETE AND SCAFFOLDING	外牆維修及搭棚	\$0.00	\$0.00	\$9,970.00	\$7,610.00	\$17,580.00
DRAINAGE, ELECTRICALS & PUMPS	水電保養維修	\$3,840.00	\$3,052.50	\$2,490.00	\$4,000.00	\$13,382.50
SECURITY SYSTEM / SMATV. SYM	保安系統/衛星電視	\$540.00	\$540.00	\$540.00	\$540.00	\$2,160.00
FIRE FIGHTING SYSTEM	消防保養	\$0.00	\$0.00	\$0.00	\$1,200.00	\$1,200.00
LIFTS	升降機	\$10,472.73	\$10,472.73	\$10,472.73	\$10,472.73	\$41,890.92
MANAGER'S REMUNERATION 4%	管理酬金 4%	\$3,179.17	\$3,125.25	\$3,479.79	\$3,494.89	\$13,279.10
MAINTENANCE FUND 11%	維修基金 11%	\$8,742.73	\$8,594.43	\$9,569.42	\$9,610.95	\$36,517.53
PEST CONTROL	殺蟲滅鼠	\$0.00	\$0.00	\$0.00	\$0.00	\$0.00
PRINTING AND STATIONERY	印刷及廣告費	\$0.00	\$0.00	\$0.00	\$0.00	\$0.00
SECURITY GUARD SERVICE CHARGES	保安費	\$42,778.00	\$42,778.00	\$42,778.00	\$42,778.00	\$171,112.00
SUNDRY EXPENSES	什項支出	\$668.16	\$668.16	\$668.16	\$668.16	\$2,672.64
SALARIES	薪金	\$0.00	\$0.00	\$0.00	\$0.00	\$0.00
MPF CONTRIBUTION	強積金	\$0.00	\$0.00	\$0.00	\$0.00	\$0.00
TELEPHONE	電話費	\$172.07	\$162.00	\$162.00	\$162.00	\$658.07
WATER FEE	水費	\$0.00	\$0.00	\$0.00	\$58.10	\$58.10
TOTAL EXPENSES	總支出	<u>\$162,785.21</u>	<u>\$178,415.67</u>	<u>\$182,928.18</u>	<u>\$185,109.09</u>	<u>\$709,238.15</u>
SURPLUS / (DEFICIT) FOR THE PERIOD	本期盈餘/(赤字)	\$21,193.69	\$5,563.23	\$1,050.72	(\$1,130.19)	\$26,677.45
SURPLUS / (DEFICIT) B/F	承上結存	\$1,310,123.45	\$1,331,317.14	\$1,336,880.37	\$1,337,931.09	\$1,310,123.45
ACCUM.SURPLUS / (DEFICIT) C/F	累積盈餘/(赤字)	<u>\$1,331,317.14</u>	<u>\$1,336,880.37</u>	<u>\$1,337,931.09</u>	<u>\$1,336,800.90</u>	<u>\$1,336,800.90</u>



T.L.60

HONG KONG GARDENS - BLOCK 22

豪景花園二十二座

STATEMENT OF COMPREHENSIVE INCOME

收支報告表

(FORMERLY KNOWN AS INCOME & EXPENDITURE ACCOUNT)

		Jan-23 (一月)	Feb-23 (二月)	Mar-23 (三月)	Apr-23 (四月)	1-4/2023 TOTAL總計
INCOME:	收入					
MANAGEMENT FEE RECEIVED	管理費收入	\$152,636.00	\$152,636.00	\$152,636.00	\$152,636.00	\$610,544.00
LESS: SINKING FUND	減：儲備基金	(\$7,631.80)	(\$7,631.80)	(\$7,631.80)	(\$7,631.80)	(\$30,527.20)
LESS: PROVISION FOR BAD DEBT - M.F.	管理費壞賬撥備	\$0.00	\$0.00	\$0.00	\$0.00	\$0.00
ADD: BAD DEBT (M.F.)WRITTEN BACK	收回管理費壞賬	\$0.00	\$0.00	\$0.00	\$0.00	\$0.00
INSURANCE AND OTHER COMPENSATION	保險及其他賠償	\$0.00	\$0.00	\$0.00	\$0.00	\$0.00
LEGAL FEE RECOVERED	訴訟費收入	\$0.00	\$0.00	\$0.00	\$0.00	\$0.00
INTEREST INCOME	利息收入	\$0.00	\$0.00	\$0.00	\$0.00	\$0.00
SUNDRY INCOME	什項收入	\$0.00	\$0.00	\$0.00	\$0.00	\$0.00
		<u>\$145,004.20</u>	<u>\$145,004.20</u>	<u>\$145,004.20</u>	<u>\$145,004.20</u>	<u>\$580,016.80</u>
EXPENSES:	減：支出					
APPORTIONMENT OF GARDENS EXPENSES	公共費用之分攤	\$57,338.85	\$71,139.25	\$66,576.41	\$67,979.43	\$263,033.94
AUDITORS REMUNERATION	核數費	\$0.00	\$0.00	\$0.00	\$0.00	\$0.00
CONSULTING FEE	諮詢費	\$0.00	\$0.00	\$0.00	\$0.00	\$0.00
CLEANING EXPENSES	清潔費	\$9,909.04	\$9,370.00	\$9,370.00	\$9,370.00	\$38,019.04
ELECTRICITY	電費	\$7,715.00	\$7,747.00	\$7,984.00	\$7,119.00	\$30,565.00
FESTIVAL DECORATION EXPENSES	節日裝飾	\$35.00	\$0.00	\$544.00	\$0.00	\$579.00
FURNITURE, FIXTURES & EQUIPMENT	屋苑設備	\$0.00	\$0.00	\$0.00	\$0.00	\$0.00
LEGAL FEE	訴訟費	\$0.00	\$0.00	\$0.00	\$0.00	\$0.00
MAINTENANCE, REPAIR & INSTALLATION	保養維修					
CONCRETE AND SCAFFOLDING	外牆維修及搭棚	\$0.00	\$0.00	\$9,114.00	\$0.00	\$9,114.00
DRAINAGE, ELECTRICALS & PUMPS	水電保養維修	\$1,840.00	\$48.00	\$8,520.00	\$7,006.00	\$17,414.00
SECURITY SYSTEM / SMATV. SYM	保安系統/衛星電視	\$540.00	\$540.00	\$540.00	\$540.00	\$2,160.00
FIRE FIGHTING SYSTEM	消防保養	\$0.00	\$0.00	\$0.00	\$5,700.00	\$5,700.00
LIFTS	升降機	\$8,672.73	\$8,672.73	\$8,672.73	\$8,672.73	\$34,690.92
MANAGER'S REMUNERATION 4%	管理酬金 4%	\$2,876.19	\$2,785.40	\$3,517.53	\$3,264.05	\$12,443.17
MAINTENANCE FUND 11%	維修基金 11%	\$7,909.51	\$7,659.85	\$9,673.20	\$8,976.13	\$34,218.69
PEST CONTROL	殺蟲滅鼠	\$0.00	\$0.00	\$0.00	\$0.00	\$0.00
PRINTING AND STATIONERY	印刷及廣告費	\$0.00	\$0.00	\$0.00	\$0.00	\$0.00
SECURITY GUARD SERVICE CHARGES	保安費	\$42,778.00	\$42,778.00	\$42,778.00	\$42,778.00	\$171,112.00
SUNDRY EXPENSES	什項支出	\$253.44	\$253.44	\$253.44	\$253.44	\$1,013.76
TELEPHONE	電話費	\$161.42	\$162.00	\$162.00	\$162.00	\$647.42
WATER FEE	水費	\$0.00	\$63.80	\$0.00	\$0.00	\$63.80
TOTAL EXPENSES	總支出	<u>\$140,029.18</u>	<u>\$151,219.47</u>	<u>\$167,705.31</u>	<u>\$161,820.78</u>	<u>\$620,774.74</u>
SURPLUS / (DEFICIT) FOR THE PERIOD	本期盈餘/(赤字)	\$4,975.02	(\$6,215.27)	(\$22,701.11)	(\$16,816.58)	(\$40,757.94)
CONTRIBUTION COLLECTED	已收集資	\$0.00	\$0.00	\$0.00	\$53,200.00	\$53,200.00
SURPLUS / (DEFICIT) B/F	承上結存	(\$1,252,197.98)	(\$1,247,222.96)	(\$1,253,438.23)	(\$1,276,139.34)	(\$1,252,197.98)
ACCUM.SURPLUS / (DEFICIT) C/F	累積盈餘/(赤字)	<u>(\$1,247,222.96)</u>	<u>(\$1,253,438.23)</u>	<u>(\$1,276,139.34)</u>	<u>(\$1,239,755.92)</u>	<u>(\$1,239,755.92)</u>



T.L.60

HONG KONG GARDENS - BLOCK 23

豪景花園二十三座

STATEMENT OF COMPREHENSIVE INCOME 收支報告表

(FORMERLY KNOWN AS INCOME & EXPENDITURE ACCOUNT)

		Jan-23 (一月)	Feb-23 (二月)	Mar-23 (三月)	Apr-23 (四月)	1-4/2023 TOTAL總計
INCOME:	收入					
MANAGEMENT FEE RECEIVED	管理費收入	\$160,020.00	\$160,020.00	\$160,020.00	\$160,020.00	\$640,080.00
LESS: SINKING FUND	減：儲備基金	(\$8,001.00)	(\$8,001.00)	(\$8,001.00)	(\$8,001.00)	(\$32,004.00)
LESS: PROVISION FOR BAD DEBT - M.F.	管理費壞賬撥備	\$0.00	\$0.00	\$0.00	\$0.00	\$0.00
ADD: BAD DEBT (M.F.)WRITTEN BACK	收回管理費壞賬	\$0.00	\$0.00	\$0.00	\$0.00	\$0.00
INSURANCE AND OTHER COMPENSATION	保險及其他賠償	\$0.00	\$0.00	\$0.00	\$0.00	\$0.00
LEGAL FEE RECOVERED	訴訟費收入	\$0.00	\$0.00	\$0.00	\$0.00	\$0.00
INTEREST INCOME	利息收入	\$0.00	\$0.00	\$0.00	\$0.00	\$0.00
SUNDRY INCOME	什項收入	\$0.00	\$0.00	\$0.00	\$0.00	\$0.00
		<u>\$152,019.00</u>	<u>\$152,019.00</u>	<u>\$152,019.00</u>	<u>\$152,019.00</u>	<u>\$608,076.00</u>
EXPENSES:	減：支出					
APPORTIONMENT OF GARDENS EXPENSES	公共費用之分攤	\$54,732.54	\$67,905.65	\$63,550.21	\$64,889.45	\$251,077.85
AUDITORS REMUNERATION	核數費	\$0.00	\$0.00	\$0.00	\$0.00	\$0.00
CONSULTING FEE	諮詢費	\$0.00	\$0.00	\$0.00	\$0.00	\$0.00
CLEANING EXPENSES	清潔費	\$9,422.20	\$9,370.00	\$9,370.00	\$9,370.00	\$37,532.20
ELECTRICITY	電費	\$7,117.00	\$7,061.00	\$6,352.00	\$6,502.00	\$27,032.00
FESTIVAL DECORATION EXPENSES	節日裝飾	\$0.00	\$0.00	\$544.00	\$0.00	\$544.00
FURNITURE, FIXTURES & EQUIPMENT	屋苑設備	\$0.00	\$0.00	\$0.00	\$0.00	\$0.00
LEGAL FEE	訴訟費	\$0.00	\$0.00	\$0.00	\$0.00	\$0.00
MAINTENANCE, REPAIR & INSTALLATION	保養維修					
CONCRETE AND SCAFFOLDING	外牆維修及搭棚	\$0.00	\$0.00	\$0.00	\$12,802.00	\$12,802.00
DRAINAGE, ELECTRICALS & PUMPS	水電保養維修	\$1,840.00	\$500.00	\$13,840.00	\$10,700.00	\$26,880.00
SECURITY SYSTEM / SMATV. SYM	保安系統/衛星電視	\$540.00	\$540.00	\$540.00	\$540.00	\$2,160.00
FIRE FIGHTING SYSTEM	消防保養	\$0.00	\$0.00	\$0.00	\$1,200.00	\$1,200.00
LIFTS	升降機	\$8,672.73	\$8,672.73	\$8,672.73	\$8,672.73	\$34,690.92
MANAGER'S REMUNERATION 4%	管理酬金 4%	\$2,830.93	\$2,776.63	\$3,300.03	\$3,718.75	\$12,626.34
MAINTENANCE FUND 11%	維修基金 11%	\$7,785.06	\$7,635.72	\$9,075.07	\$10,226.55	\$34,722.40
PEST CONTROL	殺蟲滅鼠	\$0.00	\$0.00	\$0.00	\$0.00	\$0.00
PRINTING AND STATIONERY	印刷及廣告費	\$0.00	\$0.00	\$0.00	\$0.00	\$0.00
SECURITY GUARD SERVICE CHARGES	保安費	\$42,778.00	\$42,778.00	\$42,778.00	\$42,778.00	\$171,112.00
SUNDRY EXPENSES	什項支出	\$241.92	\$241.92	\$241.92	\$241.92	\$967.68
TELEPHONE	電話費	\$161.42	\$162.00	\$162.00	\$162.00	\$647.42
WATER FEE	水費	\$0.00	\$90.00	\$0.00	\$0.00	\$90.00
TOTAL EXPENSES	總支出	<u>\$136,121.80</u>	<u>\$147,733.65</u>	<u>\$158,425.96</u>	<u>\$171,803.40</u>	<u>\$614,084.81</u>
SURPLUS / (DEFICIT) FOR THE PERIOD	本期盈餘/(赤字)	\$15,897.20	\$4,285.35	(\$6,406.96)	(\$19,784.40)	(\$6,008.81)
SURPLUS / (DEFICIT) B/F	承上結存	<u>(\$1,393,655.75)</u>	<u>(\$1,377,758.55)</u>	<u>(\$1,373,473.20)</u>	<u>(\$1,379,880.16)</u>	<u>(\$1,393,655.75)</u>
ACCUM.SURPLUS / (DEFICIT) C/F	累積盈餘/(赤字)	<u>(\$1,377,758.55)</u>	<u>(\$1,373,473.20)</u>	<u>(\$1,379,880.16)</u>	<u>(\$1,399,664.56)</u>	<u>(\$1,399,664.56)</u>



T.L.60

HONG KONG GARDENS - BLOCK 24

豪景花園二十四座

STATEMENT OF COMPREHENSIVE INCOME

收支報告表

(FORMERLY KNOWN AS INCOME & EXPENDITURE ACCOUNT)

		Jan-23 (一月)	Feb-23 (二月)	Mar-23 (三月)	Apr-23 (四月)	1-4/2023 TOTAL總計
INCOME:	收入					
MANAGEMENT FEE RECEIVED	管理費收入	\$140,120.00	\$140,120.00	\$140,120.00	\$140,120.00	\$560,480.00
LESS: SINKING FUND	減: 儲備基金	(\$7,006.00)	(\$7,006.00)	(\$7,006.00)	(\$7,006.00)	(\$28,024.00)
LESS: PROVISION FOR BAD DEBT - M.F.	管理費壞賬撥備	\$0.00	\$0.00	\$0.00	\$0.00	\$0.00
ADD: BAD DEBT (M.F.) WRITTEN BACK	收回管理費壞賬	\$0.00	\$0.00	\$0.00	\$0.00	\$0.00
INSURANCE AND OTHER COMPENSATION	保險及其他賠償	\$0.00	\$0.00	\$0.00	\$0.00	\$0.00
LEGAL FEE RECOVERED	訴訟費收入	\$0.00	\$0.00	\$0.00	\$0.00	\$0.00
INTEREST INCOME	利息收入	\$0.00	\$0.00	\$0.00	\$0.00	\$0.00
SUNDRY INCOME	什項收入	\$0.00	\$0.00	\$0.00	\$0.00	\$0.00
		<u>\$133,114.00</u>	<u>\$133,114.00</u>	<u>\$133,114.00</u>	<u>\$133,114.00</u>	<u>\$532,456.00</u>
EXPENSES:	減: 支出					
APPORTIONMENT OF GARDENS EXPENSES	公共費用之分攤	\$52,126.23	\$64,672.05	\$60,524.00	\$61,799.48	\$239,121.76
AUDITORS REMUNERATION	核數費	\$0.00	\$0.00	\$0.00	\$0.00	\$0.00
CONSULTING FEE	諮詢費	\$0.00	\$0.00	\$0.00	\$0.00	\$0.00
CLEANING EXPENSES	清潔費	\$10,451.74	\$9,370.00	\$9,370.00	\$9,370.00	\$38,561.74
ELECTRICITY	電費	\$7,550.00	\$7,745.00	\$6,483.00	\$6,472.00	\$28,250.00
FESTIVAL DECORATION EXPENSES	節日裝飾	\$0.00	\$0.00	\$544.00	\$0.00	\$544.00
FURNITURE, FIXTURES & EQUIPMENT	屋苑設備	\$0.00	\$0.00	\$0.00	\$0.00	\$0.00
LEGAL FEE	訴訟費	\$0.00	\$0.00	\$0.00	\$0.00	\$0.00
MAINTENANCE, REPAIR & INSTALLATION	保養維修					
CONCRETE AND SCAFFOLDING	外牆維修及搭棚	\$0.00	\$0.00	\$0.00	\$2,800.00	\$2,800.00
DRAINAGE, ELECTRICALS & PUMPS	水電保養維修	\$1,855.00	\$0.00	\$1,040.00	\$1,000.00	\$3,895.00
SECURITY SYSTEM / SMATV. SYM	保安系統/衛星電視	\$540.00	\$540.00	\$540.00	\$1,740.00	\$3,360.00
FIRE FIGHTING SYSTEM	消防保養	\$0.00	\$0.00	\$0.00	\$1,200.00	\$1,200.00
LIFTS	升降機	\$8,672.73	\$8,672.73	\$8,672.73	\$8,672.73	\$34,690.92
MANAGER'S REMUNERATION 4%	管理酬金 4%	\$2,889.59	\$2,783.98	\$2,792.81	\$2,977.01	\$11,443.39
MAINTENANCE FUND 11%	維修基金 11%	\$7,946.39	\$7,655.95	\$7,680.21	\$8,186.76	\$31,469.31
PEST CONTROL	殺蟲滅鼠	\$0.00	\$0.00	\$0.00	\$0.00	\$0.00
PRINTING AND STATIONERY	印刷及廣告費	\$0.00	\$0.00	\$0.00	\$0.00	\$0.00
SECURITY GUARD SERVICE CHARGES	保安費	\$42,778.00	\$42,778.00	\$42,778.00	\$42,778.00	\$171,112.00
SUNDRY EXPENSES	什項支出	\$230.40	\$230.40	\$230.40	\$230.40	\$921.60
TELEPHONE	電話費	\$162.00	\$162.00	\$162.00	\$162.00	\$648.00
WATER FEE	水費	\$0.00	\$101.40	\$0.00	\$0.00	\$101.40
TOTAL EXPENSES	總支出	<u>\$135,202.08</u>	<u>\$144,711.51</u>	<u>\$140,817.15</u>	<u>\$147,388.38</u>	<u>\$568,119.12</u>
SURPLUS / (DEFICIT) FOR THE PERIOD	本期盈餘/(赤字)	(\$2,088.08)	(\$11,597.51)	(\$7,703.15)	(\$14,274.38)	(\$35,663.12)
SURPLUS / (DEFICIT) B/F	承上結存	(\$30,740.90)	(\$32,828.98)	(\$44,426.49)	(\$52,129.64)	(\$30,740.90)
ACCUM.SURPLUS / (DEFICIT) C/F	累積盈餘/(赤字)	<u>(\$32,828.98)</u>	<u>(\$44,426.49)</u>	<u>(\$52,129.64)</u>	<u>(\$66,404.02)</u>	<u>(\$66,404.02)</u>



T.L.60

HONG KONG GARDENS - BLOCK 25 豪景花園二十五座
STATEMENT OF COMPREHENSIVE INCOME 收支報告表
(FORMERLY KNOWN AS INCOME & EXPENDITURE ACCOUNT)

		Jan-23 (一月)	Feb-23 (二月)	Mar-23 (三月)	Apr-23 (四月)	1-4/2023 TOTAL總計
INCOME:	收入					
MANAGEMENT FEE RECEIVED	管理費收入	\$146,124.00	\$146,124.00	\$146,124.00	\$146,124.00	\$584,496.00
LESS: SINKING FUND	減: 儲備基金	(\$7,306.20)	(\$7,306.20)	(\$7,306.20)	(\$7,306.20)	(\$29,224.80)
LESS: PROVISION FOR BAD DEBT - M.F.	管理費壞賬撥備	\$0.00	\$0.00	\$0.00	\$0.00	\$0.00
ADD: BAD DEBT (M.F.) WRITTEN BACK	收回管理費壞賬	\$0.00	\$0.00	\$0.00	\$0.00	\$0.00
INSURANCE AND OTHER COMPENSATION	保險及其他賠償	\$0.00	\$0.00	\$0.00	\$0.00	\$0.00
LEGAL FEE RECOVERED	訴訟費收入	\$0.00	\$0.00	\$0.00	\$0.00	\$0.00
INTEREST INCOME	利息收入	\$0.00	\$0.00	\$0.00	\$0.00	\$0.00
SUNDRY INCOME	什項收入	\$0.00	\$0.00	\$0.00	\$0.00	\$0.00
		<u>\$138,817.80</u>	<u>\$138,817.80</u>	<u>\$138,817.80</u>	<u>\$138,817.80</u>	<u>\$555,271.20</u>
EXPENSES:	減: 支出					
APPORTIONMENT OF GARDENS EXPENSES	公共費用之分攤	\$57,338.85	\$71,139.25	\$66,576.41	\$67,979.43	\$263,033.94
AUDITORS REMUNERATION	核數費	\$0.00	\$0.00	\$0.00	\$0.00	\$0.00
CONSULTING FEE	諮詢費	\$0.00	\$0.00	\$0.00	\$0.00	\$0.00
CLEANING EXPENSES	清潔費	\$9,370.00	\$9,370.00	\$9,370.00	\$9,370.00	\$37,480.00
ELECTRICITY	電費	\$6,958.00	\$6,963.00	\$5,946.00	\$6,151.00	\$26,018.00
FESTIVAL DECORATION EXPENSES	節日裝飾	\$100.00	\$0.00	\$544.00	\$0.00	\$644.00
FURNITURE, FIXTURES & EQUIPMENT	屋苑設備	\$0.00	\$0.00	\$0.00	\$0.00	\$0.00
LEGAL FEE	訴訟費	\$0.00	\$0.00	\$0.00	\$0.00	\$0.00
MAINTENANCE, REPAIR & INSTALLATION	保養維修					
CONCRETE AND SCAFFOLDING	外牆維修及搭棚	\$0.00	\$0.00	\$0.00	\$0.00	\$0.00
DRAINAGE, ELECTRICALS & PUMPS	水電保養維修	\$1,868.00	\$88.00	\$1,085.00	\$1,000.00	\$4,041.00
SECURITY SYSTEM / SMATV. SYM	保安系統/衛星電視	\$540.00	\$540.00	\$540.00	\$540.00	\$2,160.00
FIRE FIGHTING SYSTEM	消防保養	\$0.00	\$0.00	\$0.00	\$1,200.00	\$1,200.00
LIFTS	升降機	\$8,672.73	\$8,672.73	\$8,672.73	\$8,672.73	\$34,690.92
MANAGER'S REMUNERATION 4%	管理酬金 4%	\$2,828.09	\$2,753.83	\$2,774.05	\$2,805.09	\$11,161.06
MAINTENANCE FUND 11%	維修基金 11%	\$7,777.24	\$7,573.05	\$7,628.63	\$7,713.99	\$30,692.91
PEST CONTROL	殺蟲滅鼠	\$0.00	\$0.00	\$0.00	\$0.00	\$0.00
PRINTING AND STATIONERY	印刷及廣告費	\$0.00	\$0.00	\$0.00	\$0.00	\$0.00
SECURITY GUARD SERVICE CHARGES	保安費	\$42,778.00	\$42,778.00	\$42,778.00	\$42,778.00	\$171,112.00
SUNDRY EXPENSES	什項支出	\$253.44	\$253.44	\$253.44	\$253.44	\$1,013.76
TELEPHONE	電話費	\$162.00	\$162.00	\$162.00	\$162.00	\$648.00
WATER FEE	水費	\$0.00	\$18.70	\$0.00	\$0.00	\$18.70
TOTAL EXPENSES	總支出	<u>\$138,646.35</u>	<u>\$150,312.00</u>	<u>\$146,330.26</u>	<u>\$148,625.68</u>	<u>\$583,914.29</u>
SURPLUS / (DEFICIT) FOR THE PERIOD	本期盈餘/(赤字)	\$171.45	(\$11,494.20)	(\$7,512.46)	(\$9,807.88)	(\$28,643.09)
SURPLUS / (DEFICIT) B/F	承上結存	(\$865,771.04)	(\$865,599.59)	(\$877,093.79)	(\$884,606.25)	(\$865,771.04)
ACCUM.SURPLUS / (DEFICIT) C/F	累積盈餘/(赤字)	<u>(\$865,599.59)</u>	<u>(\$877,093.79)</u>	<u>(\$884,606.25)</u>	<u>(\$894,414.13)</u>	<u>(\$894,414.13)</u>



T.L.60

HONG KONG GARDENS - BLOCK 26

豪景花園二十六座

STATEMENT OF COMPREHENSIVE INCOME

收支報告表

(FORMERLY KNOWN AS INCOME & EXPENDITURE ACCOUNT)

		Jan-23 (一月)	Feb-23 (二月)	Mar-23 (三月)	Apr-23 (四月)	1-4/2023 TOTAL總計
INCOME:	收入					
MANAGEMENT FEE RECEIVED	管理費收入	\$163,002.00	\$163,002.00	\$163,002.00	\$163,002.00	\$652,008.00
LESS: SINKING FUND	減：儲備基金	(\$8,150.10)	(\$8,150.10)	(\$8,150.10)	(\$8,150.10)	(\$32,600.40)
LESS: PROVISION FOR BAD DEBT - M.F.	管理費壞賬撥備	\$0.00	\$0.00	\$0.00	\$0.00	\$0.00
ADD: BAD DEBT (M.F.)WRITTEN BACK	收回管理費壞賬	\$0.00	\$0.00	\$0.00	\$0.00	\$0.00
INSURANCE AND OTHER COMPENSATION	保險及其他賠償	\$0.00	\$0.00	\$0.00	\$0.00	\$0.00
LEGAL FEE RECOVERED	訴訟費收入	\$0.00	\$0.00	\$0.00	\$0.00	\$0.00
INTEREST INCOME	利息收入	\$0.00	\$0.00	\$0.00	\$0.00	\$0.00
SUNDRY INCOME	什項收入	\$0.00	\$0.00	\$0.00	\$0.00	\$0.00
		<u>\$154,851.90</u>	<u>\$154,851.90</u>	<u>\$154,851.90</u>	<u>\$154,851.90</u>	<u>\$619,407.60</u>
EXPENSES:	減：支出					
APPORTIONMENT OF GARDENS EXPENSES	公共費用之分攤	\$54,732.54	\$67,905.65	\$63,550.21	\$64,889.45	\$251,077.85
AUDITORS REMUNERATION	核數費	\$0.00	\$0.00	\$0.00	\$0.00	\$0.00
CONSULTING FEE	諮詢費	\$0.00	\$0.00	\$0.00	\$0.00	\$0.00
CLEANING EXPENSES	清潔費	\$9,370.00	\$9,370.00	\$9,370.00	\$9,370.00	\$37,480.00
ELECTRICITY	電費	\$7,592.00	\$7,756.00	\$6,681.00	\$6,878.00	\$28,907.00
FESTIVAL DECORATION EXPENSES	節日裝飾	\$0.00	\$0.00	\$544.00	\$0.00	\$544.00
FURNITURE, FIXTURES & EQUIPMENT	屋苑設備	\$0.00	\$0.00	\$0.00	\$0.00	\$0.00
LEGAL FEE	訴訟費	\$0.00	\$0.00	\$0.00	\$0.00	\$0.00
MAINTENANCE, REPAIR & INSTALLATION	保養維修					
CONCRETE AND SCAFFOLDING	外牆維修及搭棚	\$0.00	\$0.00	\$0.00	\$5,800.00	\$5,800.00
DRAINAGE, ELECTRICALS & PUMPS	水電保養維修	\$1,840.00	\$0.00	\$1,070.00	\$1,000.00	\$3,910.00
SECURITY SYSTEM / SMATV. SYM	保安系統/衛星電視	\$540.00	\$540.00	\$540.00	\$540.00	\$2,160.00
FIRE FIGHTING SYSTEM	消防保養	\$0.00	\$0.00	\$0.00	\$1,200.00	\$1,200.00
LIFTS	升降機	\$8,672.70	\$8,672.70	\$8,672.70	\$8,672.70	\$34,690.80
MANAGER'S REMUNERATION 4%	管理酬金 4%	\$2,847.86	\$2,782.93	\$2,802.38	\$3,066.10	\$11,499.27
MAINTENANCE FUND 11%	維修基金 11%	\$7,831.63	\$7,653.05	\$7,706.56	\$8,431.79	\$31,623.03
PEST CONTROL	殺蟲滅鼠	\$0.00	\$0.00	\$0.00	\$0.00	\$0.00
PRINTING AND STATIONERY	印刷及廣告費	\$0.00	\$0.00	\$0.00	\$0.00	\$0.00
SECURITY GUARD SERVICE CHARGES	保安費	\$42,778.00	\$42,778.00	\$42,778.00	\$42,778.00	\$171,112.00
SUNDRY EXPENSES	什項支出	\$241.92	\$241.92	\$241.92	\$251.92	\$977.68
TELEPHONE	電話費	\$162.00	\$162.00	\$162.00	\$162.00	\$648.00
WATER FEE	水費	\$0.00	\$52.60	\$0.00	\$0.00	\$52.60
TOTAL EXPENSES	總支出	<u>\$136,608.65</u>	<u>\$147,914.85</u>	<u>\$144,118.77</u>	<u>\$153,039.96</u>	<u>\$581,682.23</u>
SURPLUS / (DEFICIT) FOR THE PERIOD	本期盈餘/(赤字)	\$18,243.25	\$6,937.05	\$10,733.13	\$1,811.94	\$37,725.37
CONTRIBUTION COLLECTED	已收集資	\$0.00	\$0.00	\$0.00	\$12,650.00	\$12,650.00
SURPLUS / (DEFICIT) B/F	承上結存	(\$1,452,612.05)	(\$1,434,368.80)	(\$1,427,431.75)	(\$1,416,698.62)	(\$1,452,612.05)
ACCUM.SURPLUS / (DEFICIT) C/F	累積盈餘/(赤字)	<u>(\$1,434,368.80)</u>	<u>(\$1,427,431.75)</u>	<u>(\$1,416,698.62)</u>	<u>(\$1,402,236.68)</u>	<u>(\$1,402,236.68)</u>



T.L.60

HONG KONG GARDENS - BLOCK 27

豪景花園二十七座

STATEMENT OF COMPREHENSIVE INCOME

收支報告表

(FORMERLY KNOWN AS INCOME & EXPENDITURE ACCOUNT)

		Jan-23 (一月)	Feb-23 (二月)	Mar-23 (三月)	Apr-23 (四月)	1-4/2023 TOTAL總計
INCOME:	收入					
MANAGEMENT FEE RECEIVED	管理費收入	\$173,460.00	\$173,460.00	\$173,460.00	\$173,460.00	\$693,840.00
LESS: SINKING FUND	減：儲備基金	(\$8,673.00)	(\$8,673.00)	(\$8,673.00)	(\$8,673.00)	(\$34,692.00)
LESS: PROVISION FOR BAD DEBT - M.F.	管理費壞賬撥備	\$0.00	\$0.00	\$0.00	\$0.00	\$0.00
ADD: BAD DEBT (M.F.)WRITTEN BACK	收回管理費壞賬	\$0.00	\$0.00	\$0.00	\$0.00	\$0.00
INSURANCE AND OTHER COMPENSATION	保險及其他賠償	\$0.00	\$0.00	\$0.00	\$0.00	\$0.00
LEGAL FEE RECOVERED	訴訟費收入	\$0.00	\$0.00	\$0.00	\$0.00	\$0.00
INTEREST INCOME	利息收入	\$0.00	\$0.00	\$0.00	\$0.00	\$0.00
SUNDRY INCOME	什項收入	\$0.00	\$0.00	\$0.00	\$0.00	\$0.00
		<u>\$164,787.00</u>	<u>\$164,787.00</u>	<u>\$164,787.00</u>	<u>\$164,787.00</u>	<u>\$659,148.00</u>
EXPENSES:	減：支出					
APPORTIONMENT OF GARDENS EXPENSES	公共費用之分攤	\$54,732.54	\$67,905.65	\$63,550.21	\$64,889.45	\$251,077.85
AUDITORS REMUNERATION	核數費	\$0.00	\$0.00	\$0.00	\$0.00	\$0.00
CONSULTING FEE	諮詢費	\$0.00	\$0.00	\$0.00	\$0.00	\$0.00
CLEANING EXPENSES	清潔費	\$9,861.83	\$9,370.00	\$9,370.00	\$9,370.00	\$37,971.83
ELECTRICITY	電費	\$9,591.00	\$9,233.00	\$7,577.00	\$7,745.00	\$34,146.00
FESTIVAL DECORATION EXPENSES	節日裝飾	\$0.00	\$0.00	\$544.00	\$0.00	\$544.00
FURNITURE, FIXTURES & EQUIPMENT	屋苑設備	\$0.00	\$0.00	\$0.00	\$0.00	\$0.00
LEGAL FEE	訴訟費	\$0.00	\$0.00	\$0.00	\$0.00	\$0.00
MAINTENANCE, REPAIR & INSTALLATION	保養維修					
CONCRETE AND SCAFFOLDING	外牆維修及搭棚	\$0.00	\$0.00	\$0.00	\$0.00	\$0.00
DRAINAGE, ELECTRICALS & PUMPS	水電保養維修	\$17,468.00	\$2,000.00	\$8,290.00	\$42,300.00	\$70,058.00
SECURITY SYSTEM / SMATV. SYM	保安系統/衛星電視	\$540.00	\$540.00	\$2,040.00	\$540.00	\$3,660.00
FIRE FIGHTING SYSTEM	消防保養	\$0.00	\$0.00	\$0.00	\$1,200.00	\$1,200.00
LIFTS	升降機	\$11,500.00	\$11,500.00	\$11,500.00	\$11,500.00	\$46,000.00
MANAGER'S REMUNERATION 4%	管理酬金 4%	\$3,685.43	\$3,066.43	\$3,299.84	\$4,633.24	\$14,684.94
MAINTENANCE FUND 11%	維修基金 11%	\$10,134.93	\$8,432.69	\$9,074.55	\$12,741.40	\$40,383.57
PEST CONTROL	殺蟲滅鼠	\$0.00	\$0.00	\$0.00	\$0.00	\$0.00
PRINTING AND STATIONERY	印刷及廣告費	\$0.00	\$0.00	\$0.00	\$0.00	\$0.00
SECURITY GUARD SERVICE CHARGES	保安費	\$42,778.00	\$42,778.00	\$42,778.00	\$42,778.00	\$171,112.00
SUNDRY EXPENSES	什項支出	\$241.92	\$241.92	\$241.92	\$241.92	\$967.68
SALARIES	薪金	\$0.00	\$0.00	\$0.00	\$0.00	\$0.00
MPF CONTRIBUTION	強積金	\$0.00	\$0.00	\$0.00	\$0.00	\$0.00
TELEPHONE	電話費	\$155.00	\$156.00	\$155.00	\$156.00	\$622.00
WATER FEE	水費	\$0.00	\$841.90	\$0.00	\$0.00	\$841.90
TOTAL EXPENSES	總支出	<u>\$160,688.65</u>	<u>\$156,065.59</u>	<u>\$158,420.52</u>	<u>\$198,095.01</u>	<u>\$673,269.77</u>
SURPLUS / (DEFICIT) FOR THE PERIOD	本期盈餘/(赤字)	\$4,098.35	\$8,721.41	\$6,366.48	(\$33,308.01)	(\$14,121.77)
SURPLUS / (DEFICIT) B/F	承上結存	\$1,032,748.08	\$1,036,846.43	\$1,045,567.84	\$1,051,934.32	\$1,032,748.08
ACCUM.SURPLUS / (DEFICIT) C/F	累積盈餘/(赤字)	<u>\$1,036,846.43</u>	<u>\$1,045,567.84</u>	<u>\$1,051,934.32</u>	<u>\$1,018,626.31</u>	<u>\$1,018,626.31</u>



T.L.60

HONG KONG GARDENS - BLOCK 28 豪景花園二十八座
STATEMENT OF COMPREHENSIVE INCOME 收支報告表
(FORMERLY KNOWN AS INCOME & EXPENDITURE ACCOUNT)

		Jan-23 (一月)	Feb-23 (二月)	Mar-23 (三月)	Apr-23 (四月)	1-4/2023 TOTAL總計
INCOME:	收入					
MANAGEMENT FEE RECEIVED	管理費收入	\$165,200.00	\$165,200.00	\$165,200.00	\$165,200.00	\$660,800.00
LESS: SINKING FUND	減：儲備基金	(\$8,260.00)	(\$8,260.00)	(\$8,260.00)	(\$8,260.00)	(\$33,040.00)
LESS: PROVISION FOR BAD DEBT - M.F.	管理費壞賬撥備	\$0.00	\$0.00	\$0.00	\$0.00	\$0.00
ADD: BAD DEBT (M.F.)WRITTEN BACK	收回管理費壞賬	\$0.00	\$0.00	\$0.00	\$0.00	\$0.00
INSURANCE AND OTHER COMPENSATION	保險及其他賠償	\$0.00	\$0.00	\$0.00	\$0.00	\$0.00
LEGAL FEE RECOVERED	訴訟費收入	\$0.00	\$0.00	\$0.00	\$0.00	\$0.00
INTEREST INCOME	利息收入	\$0.00	\$0.00	\$0.00	\$0.00	\$0.00
SUNDRY INCOME	什項收入	\$0.00	\$0.00	\$0.00	\$0.00	\$0.00
		<u>\$156,940.00</u>	<u>\$156,940.00</u>	<u>\$156,940.00</u>	<u>\$156,940.00</u>	<u>\$627,760.00</u>
EXPENSES:	減：支出					
APPORTIONMENT OF GARDENS EXPENSES	公共費用之分攤	\$52,126.20	\$64,672.02	\$60,524.03	\$61,799.48	\$239,121.73
AUDITORS REMUNERATION	核數費	\$0.00	\$0.00	\$0.00	\$0.00	\$0.00
CONSULTING FEE	諮詢費	\$0.00	\$0.00	\$0.00	\$0.00	\$0.00
CLEANING EXPENSES	清潔費	\$9,370.00	\$9,370.00	\$9,370.00	\$9,370.00	\$37,480.00
ELECTRICITY	電費	\$7,762.00	\$8,313.00	\$7,863.00	\$8,795.00	\$32,733.00
FESTIVAL DECORATION EXPENSES	節日裝飾	\$0.00	\$0.00	\$544.00	\$0.00	\$544.00
FURNITURE, FIXTURES & EQUIPMENT	屋苑設備	\$0.00	\$0.00	\$0.00	\$0.00	\$0.00
MAINTENANCE, REPAIR & INSTALLATION	保養維修					
CONCRETE AND SCAFFOLDING	外牆維修及搭棚	\$0.00	\$0.00	\$0.00	\$0.00	\$0.00
DRAINAGE, ELECTRICALS & PUMPS	水電保養維修	\$1,840.00	\$22.00	\$6,640.00	\$1,000.00	\$9,502.00
SECURITY SYSTEM / SMATV. SYM	保安系統/衛星電視	\$540.00	\$540.00	\$2,040.00	\$540.00	\$3,660.00
FIRE FIGHTING SYSTEM	消防保養	\$0.00	\$0.00	\$0.00	\$1,200.00	\$1,200.00
LIFTS	升降機	\$11,500.00	\$11,500.00	\$11,500.00	\$11,500.00	\$46,000.00
MANAGER'S REMUNERATION 4%	管理酬金 4%	\$2,967.02	\$2,918.55	\$3,244.82	\$3,022.78	\$12,153.17
MAINTENANCE FUND 11%	維修基金 11%	\$8,159.29	\$8,026.01	\$8,923.24	\$8,312.63	\$33,421.17
SECURITY GUARD SERVICE CHARGES	保安費	\$42,778.00	\$42,778.00	\$42,778.00	\$42,778.00	\$171,112.00
PEST CONTROL	殺蟲滅鼠	\$0.00	\$0.00	\$0.00	\$0.00	\$0.00
PRINTING AND STATIONERY	印刷及廣告費	\$0.00	\$0.00	\$0.00	\$0.00	\$0.00
SUNDRY EXPENSES	什項支出	\$230.40	\$230.40	\$230.40	\$230.40	\$921.60
SALARIES	薪金	\$0.00	\$0.00	\$0.00	\$0.00	\$0.00
MPF CONTRIBUTION	強積金	\$0.00	\$0.00	\$0.00	\$0.00	\$0.00
TELEPHONE	電話費	\$155.00	\$156.00	\$155.00	\$156.00	\$622.00
WATER FEE	水費	\$0.00	\$54.30	\$0.00	\$0.00	\$54.30
TOTAL EXPENSES	總支出	<u>\$137,427.91</u>	<u>\$148,580.28</u>	<u>\$153,812.49</u>	<u>\$148,704.29</u>	<u>\$588,524.97</u>
SURPLUS / (DEFICIT) FOR THE PERIOD	本期盈餘/(赤字)	\$19,512.09	\$8,359.72	\$3,127.51	\$8,235.71	\$39,235.03
SURPLUS / (DEFICIT) B/F	承上結存	\$691,832.33	\$711,344.42	\$719,704.14	\$722,831.65	\$691,832.33
ACCUM.SURPLUS / (DEFICIT) C/F	累積盈餘/(赤字)	<u>\$711,344.42</u>	<u>\$719,704.14</u>	<u>\$722,831.65</u>	<u>\$731,067.36</u>	<u>\$731,067.36</u>



T.L.60

HONG KONG GARDENS - ESTATE 豪景花園-全苑
STATEMENT OF COMPREHENSIVE INCOME 收支報告表
(FORMERLY KNOWN AS INCOME & EXPENDITURE ACCOUNT)

		Jan-23 (一月)	Feb-23 (二月)	Mar-23 (三月)	Apr-23 (四月)	1-4/2023 TOTAL總計
INCOME:	收入					
TENNIS & SQUASH COURT INCOME	網球、壁球場收入	\$15,450.00	\$14,310.00	\$11,760.00	\$14,480.00	\$56,000.00
SWIMMING POOL INCOME	泳池收入	\$0.00	\$0.00	\$0.00	\$0.00	\$0.00
INSURANCE AND OTHER COMPENSATION	保險及其他賠償	\$21,093.54	\$500.00	\$0.00	\$0.00	\$21,593.54
LEGAL FEE RECOVERED	訴訟費收入	\$0.00	\$0.00	\$0.00	\$0.00	\$0.00
BANK INTEREST INCOME	銀行利息收入	\$10,258.80	\$8,847.72	\$9,000.12	\$0.00	\$28,106.64
SUNDRY INCOME	什項收入	\$17,026.25	\$19,396.90	\$20,972.95	\$16,108.89	\$73,504.99
		\$63,828.59	\$43,054.62	\$41,733.07	\$30,588.89	\$179,205.17
EXPENSES:	支出					
AUDITORS REMUNERATION	核數費	\$0.00	\$0.00	\$0.00	\$0.00	\$0.00
BANK CHARGES	銀行費用	\$4,820.30	\$5,002.60	\$8,049.30	\$5,259.20	\$23,131.40
COMMITTEE'S EXPENSES	業主會開支費用	\$0.00	\$0.00	\$0.00	\$0.00	\$0.00
CLEANING EXPENSES	清潔費	\$353,373.00	\$338,253.00	\$333,257.00	\$332,753.00	\$1,357,636.00
ELECTRICITY	電費	\$30,276.59	\$36,341.57	\$27,189.06	\$29,951.89	\$123,759.11
FESTIVAL DECORATION EXPENSES	節日裝飾	\$0.00	\$1,157.55	\$3,408.00	\$0.00	\$4,565.55
FURITURE, FIXTURE ANS EQUIPMENT	辦公設備	\$0.00	\$0.00	\$0.00	\$0.00	\$0.00
DEPRECIATION	折舊	\$0.00	\$0.00	\$0.00	\$0.00	\$0.00
GARDENING EXPENSES	園藝種植	\$12,319.00	\$16,128.00	\$14,410.00	\$17,757.00	\$60,614.00
INSURANCE	保險費	\$0.00	\$0.00	\$0.00	\$0.00	\$0.00
LEGAL FEE	訴訟費	\$0.00	\$0.00	\$0.00	\$4,416.00	\$4,416.00
MAINTENANCE, REPAIR & INSTALLATION	保養維修					
CONCRETE AND SCAFFOLDING	外牆維修及搭棚	\$0.00	\$0.00	\$0.00	\$0.00	\$0.00
DRAINAGE, ELECTRICALS & PUMPS	水電保養維修	\$3,100.00	\$32,490.50	\$203,865.40	\$47,262.60	\$286,718.50
SWIMMING POOL EXPENSES	泳池費	\$5,250.00	\$5,538.00	\$2,799.00	\$7,158.00	\$20,745.00
SECURITY SYSTEM	保安系統	\$0.00	\$0.00	\$0.00	\$50,925.00	\$50,925.00
FIRE FIGHTING SYSTEM	消防保養	\$0.00	\$0.00	\$0.00	\$1,000.00	\$1,000.00
MANAGER'S REMUNERATION 4%	管理酬金 4%	\$76,761.46	\$93,846.67	\$87,882.76	\$89,272.34	\$347,763.23
RENTAL EXPENSES	管理處租金	\$43,850.00	\$42,480.00	\$42,480.00	\$45,850.00	\$174,660.00
PEST CONTROL	殺蟲滅鼠	\$12,290.00	\$12,290.00	\$14,990.00	\$12,290.00	\$51,860.00
PRINTING AND STATIONERY	印刷及廣告費	\$3,926.83	\$10,563.03	\$14,013.78	\$9,869.39	\$38,373.03
PROFESSIONAL FEE	專業服務費	\$0.00	\$0.00	\$0.00	\$0.00	\$0.00
SECURITY GUARD SERVICE CHARGES	保安費	\$796,426.00	\$785,626.00	\$785,626.00	\$785,626.00	\$3,153,304.00
SUNDRY EXPENSES	什項支出	\$7,907.30	\$22,245.51	\$34,366.40	\$46,115.41	\$110,634.62
TELEPHONE	電話費	\$3,585.42	\$3,584.34	\$3,585.00	\$3,583.00	\$14,337.76
UNIFORM	制服費	\$0.00	\$16,284.00	\$0.00	\$0.00	\$16,284.00
WAGES / SALARIES	薪金	\$634,525.50	\$616,935.62	\$706,278.20	\$839,771.32	\$2,797,510.64
STAFF COST ALLOCATION	人力成本調配	(\$21,105.00)	(\$31,263.90)	(\$29,232.12)	(\$41,705.00)	(\$123,306.02)
MPF CONTRIBUTION	強積金	\$28,491.48	\$28,198.94	\$31,983.89	\$32,926.19	\$121,600.50
WATER FEE	水費	\$0.00	\$404,311.90	\$0.00	\$999.40	\$405,311.30
TOTAL EXPENSES	總支出	\$1,995,797.88	\$2,440,013.33	\$2,284,951.67	\$2,321,080.74	\$9,041,843.62
NET GARDENS EXPENSES	淨支出	(\$1,931,969.29)	(\$2,396,958.71)	(\$2,243,218.60)	(\$2,290,491.85)	(\$8,862,638.45)



T.L.60

HONG KONG GARDENS - CARPARK A 豪景花園車場 A
STATEMENT OF COMPREHENSIVE INCOME 收支報告表
(FORMERLY KNOWN AS INCOME & EXPENDITURE ACCOUNT)

		Jan-23 (一月)	Feb-23 (二月)	Mar-23 (三月)	Apr-23 (四月)	1-4/2023 TOTAL總計
INCOME:	收入					
MANAGEMENT FEE RECEIVED	管理費收入	\$135,470.00	\$135,470.00	\$135,470.00	\$135,470.00	\$541,880.00
LESS: SINKING FUND	減：儲備基金	(\$6,773.50)	(\$6,773.50)	(\$6,773.50)	(\$6,773.50)	(\$27,094.00)
LESS: PROVISION FOR BAD DEBT - M.F.	管理費壞賬撥備	\$0.00	\$0.00	\$0.00	\$0.00	\$0.00
ADD: BAD DEBT (M.F.) WRITTEN BACK	收回管理費壞賬	\$0.00	\$0.00	\$0.00	\$0.00	\$0.00
INSURANCE AND OTHER COMPENSATION	保險及其他賠償	\$0.00	\$0.00	\$0.00	\$0.00	\$0.00
LEGAL FEE RECOVERED	訴訟費收入	\$0.00	\$0.00	\$0.00	\$0.00	\$0.00
INTEREST INCOME	利息收入	\$0.00	\$0.00	\$0.00	\$0.00	\$0.00
SUNDRY INCOME	什項收入	\$5,191.95	\$6,173.31	\$6,705.38	\$5,659.02	\$23,729.66
		<u>\$133,888.45</u>	<u>\$134,869.81</u>	<u>\$135,401.88</u>	<u>\$134,355.52</u>	<u>\$538,515.66</u>
EXPENSES:	減：支出					
APPORTIONMENT OF GARDENS EXPENSES	公共費用之分攤	\$25,809.72	\$32,021.65	\$29,967.79	\$30,599.33	\$118,398.49
AUDITORS REMUNERATION	核數費	\$0.00	\$0.00	\$0.00	\$0.00	\$0.00
CARPARK EQUIPMENT	車場設備	\$0.00	\$0.00	\$0.00	\$720.55	\$720.55
CONSULTING FEE	諮詢費	\$0.00	\$0.00	\$0.00	\$0.00	\$0.00
CLEANING EXPENSES	清潔費	\$15,535.50	\$15,535.50	\$15,535.50	\$15,717.46	\$62,323.96
ELECTRICITY	電費	\$24,417.88	\$26,158.70	\$24,285.59	\$25,279.53	\$100,141.70
LEGAL FEE	訴訟費	\$0.00	\$0.00	\$0.00	\$0.00	\$0.00
MAINTENANCE, REPAIR & INSTALLATION	保養維修					
CONCRETE AND SCAFFOLDING	外牆維修及搭棚	\$0.00	\$0.00	\$0.00	\$0.00	\$0.00
DRAINAGE, ELECTRICALS & PUMPS	水電保養維修	\$920.00	\$0.00	\$1,208.00	\$1,390.55	\$3,518.55
SECURITY SYSTEM	保安系統	\$1,375.00	\$1,375.00	\$750.00	\$750.00	\$4,250.00
FIRE FIGHTING SYSTEM	消防保養	\$2,340.00	\$0.00	\$0.00	\$1,500.00	\$3,840.00
LIFTS	升降機	\$2,990.00	\$2,990.00	\$2,990.00	\$2,990.00	\$11,960.00
MANAGER'S REMUNERATION 4%	管理酬金 4%	\$3,089.59	\$3,055.31	\$2,991.46	\$3,123.62	\$12,259.98
MAINTENANCE FUND 11%	維修基金 11%	\$8,496.36	\$8,402.09	\$8,226.50	\$8,589.95	\$33,714.90
SECURITY GUARD SERVICE CHARGES	保安費	\$23,579.00	\$23,579.00	\$23,579.00	\$23,579.00	\$94,316.00
PEST CONTROL	殺蟲滅鼠	\$0.00	\$0.00	\$0.00	\$0.00	\$0.00
PRINTING AND STATIONERY	印刷及廣告費	\$0.00	\$0.00	\$321.53	\$46.62	\$368.15
STAFF COST ALLOCATION	人力成本調配	\$5,317.27	\$5,317.27	\$5,317.27	\$5,317.27	\$21,269.08
SUNDRY EXPENSES	什項支出	\$0.00	\$0.00	\$0.00	\$0.00	\$0.00
TELEPHONE	電話費	\$765.00	\$868.50	\$799.50	\$799.50	\$3,232.50
WATER FEE	水費	\$0.00	\$558.70	\$0.00	\$0.00	\$558.70
TOTAL EXPENSES	總支出	<u>\$114,635.32</u>	<u>\$119,861.72</u>	<u>\$115,972.14</u>	<u>\$120,403.38</u>	<u>\$470,872.56</u>
SURPLUS / (DEFICIT) FOR THE PERIOD	本期盈餘/(赤字)	\$19,253.13	\$15,008.09	\$19,429.74	\$13,952.14	\$67,643.10
SURPLUS / (DEFICIT) B/F	承上結存	\$5,204,068.50	\$5,223,321.63	\$5,238,329.72	\$5,257,759.46	\$5,204,068.50
ACCUM. SURPLUS / (DEFICIT) C/F	累積盈餘/(赤字)	<u>\$5,223,321.63</u>	<u>\$5,238,329.72</u>	<u>\$5,257,759.46</u>	<u>\$5,271,711.60</u>	<u>\$5,271,711.60</u>



T.L.60

HONG KONG GARDENS - CARPARK B 豪景花園車場 B
STATEMENT OF COMPREHENSIVE INCOME 收支報告表
(FORMERLY KNOWN AS INCOME & EXPENDITURE ACCOUNT)

		Jan-23 (一月)	Feb-23 (二月)	Mar-23 (三月)	Apr-23 (四月)	1-4/2023 TOTAL總計
INCOME:	收入					
MANAGEMENT FEE RECEIVED	管理費收入	\$108,300.00	\$108,300.00	\$108,300.00	\$108,300.00	\$433,200.00
LESS: SINKING FUND	減：儲備基金	(\$5,415.00)	(\$5,415.00)	(\$5,415.00)	(\$5,415.00)	(\$21,660.00)
LESS: PROVISION FOR BAD DEBT - M.F.	管理費壞賬撥備	\$0.00	\$0.00	\$0.00	\$0.00	\$0.00
ADD: BAD DEBT (M.F.) WRITTEN BACK	收回管理費壞賬	\$0.00	\$0.00	\$0.00	\$0.00	\$0.00
INSURANCE AND OTHER COMPENSATION	保險及其他賠償	\$0.00	\$0.00	\$0.00	\$0.00	\$0.00
LEGAL FEE RECOVERED	訴訟費收入	\$0.00	\$0.00	\$0.00	\$0.00	\$0.00
INTEREST INCOME	利息收入	\$0.00	\$0.00	\$0.00	\$0.00	\$0.00
SUNDRY INCOME	什項收入	\$4,150.64	\$3,656.08	\$5,201.21	\$4,084.49	\$17,092.42
		<u>\$107,035.64</u>	<u>\$106,541.08</u>	<u>\$108,086.21</u>	<u>\$106,969.49</u>	<u>\$428,632.42</u>
EXPENSES:	減：支出					
APPORTIONMENT OF GARDENS EXPENSES	公共費用之分攤	\$20,633.30	\$25,599.35	\$23,957.42	\$24,462.29	\$94,652.36
AUDITORS REMUNERATION	核數費	\$0.00	\$0.00	\$0.00	\$0.00	\$0.00
CARPARK EQUIPMENT	車場設備	\$0.00	\$0.00	\$0.00	\$576.04	\$576.04
CONSULTING FEE	諮詢費	\$0.00	\$0.00	\$0.00	\$0.00	\$0.00
CLEANING EXPENSES	清潔費	\$15,535.50	\$15,535.50	\$15,535.50	\$15,608.29	\$62,214.79
ELECTRICITY	電費	\$18,845.65	\$19,910.81	\$18,501.03	\$19,269.22	\$76,526.71
MAINTENANCE, REPAIR & INSTALLATION	保養維修					
CONCRETE AND SCAFFOLDING	外牆維修及搭棚	\$0.00	\$0.00	\$0.00	\$0.00	\$0.00
DRAINAGE, ELECTRICALS & PUMPS	水電保養維修	\$3,180.00	\$28.00	\$1,178.00	\$596.38	\$4,982.38
SECURITY SYSTEM	保安系統	\$1,375.00	\$1,375.00	\$750.00	\$2,300.00	\$5,800.00
FIRE FIGHTING SYSTEM	消防保養	\$0.00	\$0.00	\$0.00	\$1,500.00	\$1,500.00
MANAGER'S REMUNERATION 4%	管理酬金 4%	\$2,701.24	\$2,621.91	\$2,587.56	\$2,747.78	\$10,658.49
MAINTENANCE FUND 11%	維修基金 11%	\$7,428.41	\$7,210.24	\$7,115.79	\$7,556.40	\$29,310.84
SECURITY GUARD SERVICE CHARGES	保安費	\$23,579.00	\$23,579.00	\$23,579.00	\$23,579.00	\$94,316.00
PEST CONTROL	殺蟲滅鼠	\$0.00	\$0.00	\$0.00	\$0.00	\$0.00
PRINTING AND STATIONERY	印刷及廣告費	\$0.00	\$0.00	\$95.17	\$46.62	\$141.79
STAFF COST ALLOCATION	人力成本調配	\$4,250.83	\$4,250.83	\$4,250.83	\$4,250.83	\$17,003.32
SUNDRY EXPENSES	什項支出	\$0.00	\$0.00	\$0.00	\$0.00	\$0.00
TELEPHONE	電話費	\$765.00	\$868.50	\$799.50	\$799.50	\$3,232.50
WATER FEE	水費	\$0.00	\$0.00	\$0.00	\$168.70	\$168.70
TOTAL EXPENSES	總支出	<u>\$98,293.93</u>	<u>\$100,979.14</u>	<u>\$98,349.80</u>	<u>\$103,461.05</u>	<u>\$401,083.92</u>
SURPLUS / (DEFICIT) FOR THE PERIOD	本期盈餘/(赤字)	\$8,741.71	\$5,561.94	\$9,736.41	\$3,508.44	\$27,548.50
SURPLUS / (DEFICIT) B/F	承上結存	\$3,520,771.29	\$3,529,513.00	\$3,535,074.94	\$3,544,811.35	\$3,520,771.29
ACCUM.SURPLUS / (DEFICIT) C/F	累積盈餘/(赤字)	<u>\$3,529,513.00</u>	<u>\$3,535,074.94</u>	<u>\$3,544,811.35</u>	<u>\$3,548,319.79</u>	<u>\$3,548,319.79</u>



T.L.60
HONG KONG GARDENS - CARPARK C 豪景花園車場 C
STATEMENT OF COMPREHENSIVE INCOME 收支報告表
(FORMERLY KNOWN AS INCOME & EXPENDITURE ACCOUNT)

		Jan-23 (一月)	Feb-23 (二月)	Mar-23 (三月)	Apr-23 (四月)	1-4/2023 TOTAL總計
INCOME:	收入					
MANAGEMENT FEE RECEIVED	管理費收入	\$137,361.00	\$137,361.00	\$137,361.00	\$137,361.00	\$549,444.00
LESS: SINKING FUND	減：儲備基金	(\$6,868.05)	(\$6,868.05)	(\$6,868.05)	(\$6,868.05)	(\$27,472.20)
LESS: PROVISION FOR BAD DEBT - M.F.	管理費壞賬撥備	\$0.00	\$0.00	\$0.00	\$0.00	\$0.00
INSURANCE AND OTHER COMPENSATION	保險及其他賠償	\$0.00	\$0.00	\$0.00	\$0.00	\$0.00
LEGAL FEE RECOVERED	訴訟費收入	\$0.00	\$0.00	\$0.00	\$0.00	\$0.00
INTEREST INCOME	利息收入	\$0.00	\$0.00	\$0.00	\$0.00	\$0.00
SUNDRY INCOME	什項收入	\$5,340.47	\$4,775.63	\$5,626.65	\$5,236.49	\$20,979.24
		<u>\$135,833.42</u>	<u>\$135,268.58</u>	<u>\$136,119.60</u>	<u>\$135,729.44</u>	<u>\$542,951.04</u>
EXPENSES:	減：支出					
APPORTIONMENT OF GARDENS EXPENSES	公共費用之分攤	\$23,565.40	\$29,237.16	\$27,361.89	\$27,938.51	\$108,102.96
AUDITORS REMUNERATION	核數費	\$0.00	\$0.00	\$0.00	\$0.00	\$0.00
CARPARK EQUIPMENT	車場設備	\$0.00	\$0.00	\$0.00	\$657.90	\$657.90
CONSULTING FEE	諮詢費	\$0.00	\$0.00	\$0.00	\$0.00	\$0.00
CLEANING EXPENSES	清潔費	\$15,535.50	\$15,535.50	\$15,535.50	\$15,899.42	\$62,505.92
ELECTRICITY	電費	\$23,350.67	\$23,147.77	\$22,568.58	\$22,915.47	\$91,982.49
LEGAL FEE	訴訟費	\$0.00	\$0.00	\$0.00	\$0.00	\$0.00
MAINTENANCE, REPAIR & INSTALLATION	保養維修					
CONCRETE AND SCAFFOLDING	外牆維修及搭棚	\$0.00	\$0.00	\$0.00	\$0.00	\$0.00
DRAINAGE, ELECTRICALS & PUMPS	水電保養維修	\$1,032.00	\$862.00	\$1,234.00	\$610.08	\$3,738.08
SECURITY SYSTEM	保安系統	\$1,375.00	\$1,375.00	\$750.00	\$2,300.00	\$5,800.00
FIRE FIGHTING SYSTEM	消防保養	\$0.00	\$0.00	\$0.00	\$1,500.00	\$1,500.00
MANAGER'S REMUNERATION 4%	管理酬金 4%	\$2,819.68	\$3,048.91	\$2,777.21	\$2,946.09	\$11,591.89
MAINTENANCE FUND 11%	維修基金 11%	\$7,754.13	\$8,384.49	\$7,637.32	\$8,101.75	\$31,877.69
SECURITY GUARD SERVICE CHARGES	保安費	\$23,579.00	\$23,579.00	\$23,579.00	\$23,579.00	\$94,316.00
PEST CONTROL	殺蟲滅鼠	\$0.00	\$0.00	\$0.00	\$0.00	\$0.00
PRINTING AND STATIONERY	印刷及廣告費	\$0.00	\$0.00	\$108.69	\$46.62	\$155.31
STAFF COST ALLOCATION	人力成本調配	\$4,854.90	\$4,854.90	\$4,854.90	\$4,854.90	\$19,419.60
SUNDRY EXPENSES	什項支出	\$0.00	\$6,000.00	\$0.00	\$0.00	\$6,000.00
TELEPHONE	電話費	\$765.00	\$868.50	\$799.50	\$799.50	\$3,232.50
WATER FEE	水費	\$0.00	\$0.00	\$0.00	\$489.40	\$489.40
TOTAL EXPENSES	總支出	<u>\$104,631.28</u>	<u>\$116,893.23</u>	<u>\$107,206.59</u>	<u>\$112,638.64</u>	<u>\$441,369.74</u>
SURPLUS / (DEFICIT) FOR THE PERIOD	本期盈餘/(赤字)	\$31,202.14	\$18,375.35	\$28,913.01	\$23,090.80	\$101,581.30
SURPLUS / (DEFICIT) B/F	承上結存	\$2,411,586.98	\$2,442,789.12	\$2,461,164.47	\$2,490,077.48	\$2,411,586.98
ACCUM.SURPLUS / (DEFICIT) C/F	累積盈餘/(赤字)	<u>\$2,442,789.12</u>	<u>\$2,461,164.47</u>	<u>\$2,490,077.48</u>	<u>\$2,513,168.28</u>	<u>\$2,513,168.28</u>



T.L.60

HONG KONG GARDENS - CARPARK D 豪景花園車場 D
STATEMENT OF COMPREHENSIVE INCOME 收支報告表
(FORMERLY KNOWN AS INCOME & EXPENDITURE ACCOUNT)

		Jan-23 (一月)	Feb-23 (二月)	Mar-23 (三月)	Apr-23 (四月)	1-4/2023 TOTAL總計
INCOME:	收入					
MANAGEMENT FEE RECEIVED	管理費收入	\$145,152.00	\$145,152.00	\$145,152.00	\$145,152.00	\$580,608.00
LESS: SINKING FUND	減：儲備基金	(\$7,257.60)	(\$7,257.60)	(\$7,257.60)	(\$7,257.60)	(\$29,030.40)
LESS: PROVISION FOR BAD DEBT - M.F.	管理費壞賬撥備	\$0.00	\$0.00	\$0.00	\$0.00	\$0.00
ADD: BAD DEBT (M.F.) WRITTEN BACK	收回管理費壞賬	\$0.00	\$0.00	\$0.00	\$0.00	\$0.00
INSURANCE AND OTHER COMPENSATION	保險及其他賠償	\$0.00	\$0.00	\$0.00	\$0.00	\$0.00
LEGAL FEE RECOVERED	訴訟費收入	\$0.00	\$0.00	\$0.00	\$0.00	\$0.00
INTEREST INCOME	利息收入	\$0.00	\$0.00	\$0.00	\$0.00	\$0.00
SUNDRY INCOME	什項收入	\$9,705.02	\$7,061.00	\$7,518.40	\$6,624.34	\$30,908.76
		<u>\$147,599.42</u>	<u>\$144,955.40</u>	<u>\$145,412.80</u>	<u>\$144,518.74</u>	<u>\$582,486.36</u>
EXPENSES:	減：支出					
APPORTIONMENT OF GARDENS EXPENSES	公共費用之分攤	\$32,434.10	\$40,240.39	\$37,659.38	\$38,453.01	\$148,786.88
AUDITORS REMUNERATION	核數費	\$0.00	\$0.00	\$0.00	\$0.00	\$0.00
CARPARK EQUIPMENT	車場設備	\$0.00	\$0.00	\$0.00	\$905.51	\$905.51
CONSULTING FEE	諮詢費	\$0.00	\$0.00	\$0.00	\$0.00	\$0.00
CLEANING EXPENSES	清潔費	\$15,535.50	\$15,535.50	\$15,535.50	\$15,935.81	\$62,542.31
ELECTRICITY	電費	\$22,909.04	\$21,195.37	\$21,347.37	\$21,277.22	\$86,729.00
LEGAL FEE	訴訟費	\$0.00	\$0.00	\$0.00	\$0.00	\$0.00
MAINTENANCE, REPAIR & INSTALLATION	保養維修					
CONCRETE AND SCAFFOLDING	外牆維修及搭棚	\$0.00	\$0.00	\$0.00	\$0.00	\$0.00
DRAINAGE, ELECTRICALS & PUMPS	水電保養維修	\$2,210.00	\$30.00	\$378.00	\$651.59	\$3,269.59
SECURITY SYSTEM	保安系統	\$1,375.00	\$1,375.00	\$750.00	\$750.00	\$4,250.00
FIRE FIGHTING SYSTEM	消防保養	\$0.00	\$0.00	\$0.00	\$1,500.00	\$1,500.00
MANAGER'S REMUNERATION 4%	管理酬金 4%	\$2,922.22	\$2,770.61	\$2,768.84	\$2,899.78	\$11,361.45
MAINTENANCE FUND 11%	維修基金 11%	\$8,036.11	\$7,619.19	\$7,614.31	\$7,974.39	\$31,244.00
SECURITY GUARD SERVICE CHARGES	保安費	\$23,579.00	\$23,579.00	\$23,579.00	\$23,579.00	\$94,316.00
PEST CONTROL	殺蟲滅鼠	\$0.00	\$0.00	\$0.00	\$0.00	\$0.00
PRINTING AND STATIONERY	印刷及廣告費	\$0.00	\$0.00	\$149.61	\$93.22	\$242.83
STAFF COST ALLOCATION	人力成本調配	\$6,682.00	\$6,682.00	\$6,682.00	\$6,682.00	\$26,728.00
SUNDRY EXPENSES	什項支出	\$0.00	\$0.00	\$0.00	\$0.00	\$0.00
TELEPHONE	電話費	\$765.00	\$868.50	\$799.50	\$799.50	\$3,232.50
WATER FEE	水費	\$0.00	\$0.00	\$0.00	\$320.60	\$320.60
TOTAL EXPENSES	總支出	<u>\$116,447.97</u>	<u>\$119,895.56</u>	<u>\$117,263.51</u>	<u>\$121,821.63</u>	<u>\$475,428.67</u>
SURPLUS / (DEFICIT) FOR THE PERIOD	本期盈餘/(赤字)	\$31,151.45	\$25,059.84	\$28,149.29	\$22,697.11	\$107,057.69
SURPLUS / (DEFICIT) B/F	承上結存	\$1,536,789.20	\$1,567,940.65	\$1,593,000.49	\$1,621,149.78	\$1,536,789.20
ACCUM.SURPLUS / (DEFICIT) C/F	累積盈餘/(赤字)	<u>\$1,567,940.65</u>	<u>\$1,593,000.49</u>	<u>\$1,621,149.78</u>	<u>\$1,643,846.89</u>	<u>\$1,643,846.89</u>



T.L.60

H. K. GARDEN - COMMERCIAL COMPLEX 豪景花園 - 商場
 STATEMENT OF COMPREHENSIVE INCOME 收支報告表
 (FORMERLY KNOWN AS INCOME & EXPENDITURE ACCOUNT)

		Jan-23 (一月)	Feb-23 (二月)	Mar-23 (三月)	Apr-23 (四月)	1-4/2023 TOTAL總計
INCOME:	收入					
MANAGEMENT FEE RECEIVED	管理費收入	\$177,606.00	\$177,606.00	\$177,606.00	\$177,606.00	\$710,424.00
LESS: SINKING FUND	減: 儲備基金	(\$8,880.30)	(\$8,880.30)	(\$8,880.30)	(\$8,880.30)	(\$35,521.20)
TELECOM STATION INCOME	電訊台收入	\$77,470.00	\$77,470.00	\$77,470.00	\$63,500.00	\$295,910.00
LESS: PROPERTY TAX OF TELECOM	減: 電訊物業稅	\$0.00	\$0.00	\$0.00	\$0.00	\$0.00
INSURANCE AND OTHER COMPENSATION	保險及其他賠償	\$0.00	\$0.00	\$0.00	\$0.00	\$0.00
SUNDRY INCOME	什項收入	\$0.00	\$0.00	\$0.00	\$0.00	\$0.00
		<u>\$246,195.70</u>	<u>\$246,195.70</u>	<u>\$246,195.70</u>	<u>\$232,225.70</u>	<u>\$970,812.80</u>
EXPENSES:	減: 支出					
APPORTIONMENT OF GARDEN EXPENSE	公共費用之分攤	\$2,171.93	\$2,694.67	\$2,521.83	\$2,574.98	\$9,963.41
AUDITORS REMUNERATION	核數費	\$0.00	\$0.00	\$0.00	\$0.00	\$0.00
AIR CONDITION SYSTEM	冷氣系統	\$6,500.00	\$6,500.00	\$6,500.00	\$6,500.00	\$26,000.00
GOVERNMENT RENT/RATES	地租/差餉	\$7,371.00	\$0.00	\$0.00	\$7,371.00	\$14,742.00
CONSULTING FEE	諮詢費	\$0.00	\$0.00	\$0.00	\$0.00	\$0.00
CLEANING EXPENSES	清潔費	\$48,849.00	\$48,849.00	\$50,809.00	\$48,849.00	\$197,356.00
ELECTRICITY	電費	\$40,193.32	\$36,328.61	\$34,225.32	\$37,555.20	\$148,302.45
FESTIVAL DECORATION EXPENSES	節日裝飾	\$0.00	\$0.00	\$0.00	\$0.00	\$0.00
FURNITURE, FIXTURES & EQUIPMENT	商場設備	\$0.00	\$0.00	\$0.00	\$0.00	\$0.00
GENERATOR	發電機	\$800.00	\$800.00	\$800.00	\$800.00	\$3,200.00
MAINTENANCE, REPAIR & INSTALLATION	保養維修					
CONCRETE AND SCAFFOLDING	外牆維修及搭棚	\$0.00	\$0.00	\$0.00	\$0.00	\$0.00
DRAINAGE, ELECTRICALS & PUMPS	水電保養維修	\$460.00	\$220.00	\$1,714.00	\$500.00	\$2,894.00
SECURITY SYSTEM	保安系統	\$0.00	\$0.00	\$0.00	\$0.00	\$0.00
FIRE FIGHTING SYSTEM	消防保養	\$2,340.00	\$0.00	\$0.00	\$3,000.00	\$5,340.00
LIFTS	升降機	\$28,427.00	\$28,427.00	\$28,427.00	\$28,427.00	\$113,708.00
MANAGER'S REMUNERATION 4%	管理酬金 4%	\$7,287.25	\$6,594.92	\$7,143.70	\$8,056.83	\$29,082.70
MAINTENANCE FUND 11%	維修基金 11%	\$20,039.95	\$18,136.03	\$19,645.17	\$22,156.28	\$79,977.43
PEST CONTROL	殺蟲滅鼠	\$0.00	\$0.00	\$0.00	\$0.00	\$0.00
PRINTING AND STATIONERY	印刷及廣告費	\$0.00	\$0.00	\$0.00	\$0.00	\$0.00
SECURITY GUARD SERVICE CHARGES	保安費	\$47,158.00	\$31,654.00	\$47,158.00	\$47,158.00	\$173,128.00
STAFF COST ALLOCATION	人力成本調配	\$0.00	\$10,158.90	\$8,127.12	\$20,600.00	\$38,886.02
SUNDRY EXPENSES	什項支出	\$0.00	\$750.00	\$750.00	\$577.50	\$2,077.50
TELEPHONE	電話費	\$83.00	\$83.00	\$82.00	\$83.00	\$331.00
WAGES / SALARIES	薪金	\$0.00	\$0.00	\$0.00	\$0.00	\$0.00
MANDATORY PROVIDENT FUND	強積金	\$0.00	\$0.00	\$0.00	\$0.00	\$0.00
WATER FEE	水費	\$0.00	\$1,102.50	\$0.00	\$0.00	\$1,102.50
TOTAL EXPENSES	總支出	<u>\$211,680.45</u>	<u>\$192,298.63</u>	<u>\$207,903.14</u>	<u>\$234,208.79</u>	<u>\$846,091.01</u>
SURPLUS / (DEFICIT) FOR THE PERIOD	本期盈餘/(赤字)	\$34,515.25	\$53,897.07	\$38,292.56	(\$1,983.09)	\$124,721.79
SURPLUS / (DEFICIT) B/F	承上結存	\$1,067,402.82	\$1,101,918.07	\$1,155,815.14	\$1,194,107.70	\$1,067,402.82
ACCUM.SURPLUS / (DEFICIT) C/F	累積盈餘/(赤字)	<u>\$1,101,918.07</u>	<u>\$1,155,815.14</u>	<u>\$1,194,107.70</u>	<u>\$1,192,124.61</u>	<u>\$1,192,124.61</u>



T.L.60
HONG KONG GARDENS
COMMON AREA (ESTATE), BLK(1 - 28) & C.P.(A, B, C & D)
STATEMENT OF COMPREHENSIVE INCOME
(FORMERLY KNOWN AS INCOME & EXPENDITURE ACCOUNT)

豪景花園
全苑, 第1-28座, 車場A-D
收支報告表

INCOME:	收入	Jan-23 (一月)	Feb-23 (二月)	Mar-23 (三月)	Apr-23 (四月)	1-4/2023 TOTAL總計
MANAGEMENT FEE RECEIVED	管理費收入	\$5,161,331.00	\$5,161,331.00	\$5,161,331.00	\$5,161,331.00	\$20,645,324.00
LESS: SINKING FUND	減: 儲備基金	(\$258,066.55)	(\$258,066.55)	(\$258,066.55)	(\$258,066.55)	(\$1,032,266.20)
TENNIS & SQUASH COURT INCOME	網球、壁球場收入	\$15,450.00	\$14,310.00	\$11,760.00	\$14,480.00	\$56,000.00
SWIMMING POOL INCOME	泳池收入	\$0.00	\$0.00	\$0.00	\$0.00	\$0.00
TELECOM STATION INCOME	電訊台收入	\$15,000.00	\$15,000.00	\$15,000.00	\$15,000.00	\$60,000.00
LESS: PROPERTY TAX OF TELECOM	減: 電訊物業稅	\$0.00	\$0.00	\$0.00	\$0.00	\$0.00
INSURANCE AND OTHER COMPENSATION	保險及其他賠償	\$21,093.54	\$700.00	\$0.00	\$0.00	\$21,793.54
BANK INTEREST RECEIVED	銀行利息收入	\$10,258.80	\$8,847.72	\$9,000.12	\$0.00	\$28,106.64
INTEREST RECEIVED	利息收入	\$0.00	\$0.00	\$0.00	\$0.00	\$0.00
SUNDRY INCOME	什項收入	\$41,514.33	\$41,062.92	\$46,124.59	\$37,813.23	\$166,515.07
		<u>\$5,006,581.12</u>	<u>\$4,983,185.09</u>	<u>\$4,985,149.16</u>	<u>\$4,970,557.68</u>	<u>\$19,945,473.05</u>
AUDITORS REMUNERATION	核數費	\$0.00	\$0.00	\$0.00	\$0.00	\$0.00
BANK CHARGES	銀行費用	\$4,820.30	\$5,002.60	\$8,049.30	\$5,259.20	\$23,131.40
CARPARK EQUIPMENT	車場設備	\$0.00	\$0.00	\$0.00	\$2,860.00	\$2,860.00
COMMITTEE'S EXPENSES	業主會開支費用	\$0.00	\$0.00	\$0.00	\$0.00	\$0.00
GOVERNMENT RENT/RATES	地租/差餉	\$1,350.00	\$0.00	\$0.00	\$1,350.00	\$2,700.00
CLEANING EXPENSES	清潔費	\$689,595.00	\$662,755.00	\$657,759.00	\$658,273.98	\$2,668,382.98
CONSULTING FEE	查詢費	\$0.00	\$0.00	\$0.00	\$0.00	\$0.00
ELECTRICITY	電費	\$361,209.68	\$382,960.39	\$339,656.68	\$356,397.80	\$1,440,224.55
FESTIVAL DECORATION EXPENSES	節日裝飾	\$575.00	\$1,157.55	\$21,360.00	\$0.00	\$23,092.55
GARDENING EXPENSES	園藝種植	\$12,319.00	\$16,128.00	\$14,410.00	\$17,757.00	\$60,614.00
INSURANCE	保險費	\$0.00	\$0.00	\$0.00	\$0.00	\$0.00
LEGAL FEE	訴訟費	\$0.00	\$0.00	\$0.00	\$4,416.00	\$4,416.00
MAINTENANCE, REPAIR & INSTALLATION	保養維修					
CONCRETE AND SCAFFOLDING	外牆維修及搭棚	\$0.00	\$79,361.00	\$156,794.00	\$328,157.00	\$564,312.00
DRAINAGE, ELECTRICALS & PUMPS	水電保養維修	\$83,046.00	\$44,699.00	\$301,470.90	\$163,505.56	\$592,721.46
SECURITY SYSTEM / SMATV SYM	保安系統/衛星電視	\$21,620.00	\$21,620.00	\$23,320.00	\$74,345.00	\$140,905.00
FIRE FIGHTING SYSTEM	消防保養	\$4,740.00	\$0.00	\$0.00	\$51,000.00	\$55,740.00
LIFTS	升降機	\$238,270.00	\$238,270.00	\$238,270.00	\$238,270.00	\$953,080.00
SWIMMING POOL EXPENSES	泳池費	\$5,250.00	\$5,538.00	\$2,799.00	\$7,158.00	\$20,745.00
MANAGER'S REMUNERATION 4%	管理酬金 4%	\$169,970.78	\$187,722.23	\$187,438.96	\$199,032.73	\$744,164.70
MAINTENANCE FUND 11%	維修基金 11%	\$256,325.69	\$258,157.78	\$273,779.44	\$301,841.02	\$1,090,103.93
PEST CONTROL	殺蟲滅鼠	\$12,290.00	\$12,290.00	\$14,990.00	\$12,290.00	\$51,860.00
PRINTING AND STATIONERY	印刷及廣告費	\$4,183.83	\$10,563.03	\$15,903.78	\$10,102.47	\$40,753.11
RENTAL EXPENSES	管理處租金	\$43,850.00	\$42,480.00	\$42,480.00	\$45,850.00	\$174,660.00
SECURITY GUARD SERVICE CHARGES	保安費	\$2,067,137.00	\$2,056,337.00	\$2,056,337.00	\$2,056,337.00	\$8,236,148.00
SUNDRY EXPENSES	什項支出	\$24,505.10	\$44,546.31	\$50,667.20	\$74,225.21	\$193,943.82
TELEPHONE	電話費	\$11,492.00	\$11,848.34	\$11,571.00	\$11,571.00	\$46,482.34
UNIFORM	制服費	\$0.00	\$16,284.00	\$0.00	\$0.00	\$16,284.00
WAGES/SALARIES	薪金	\$634,525.50	\$616,935.62	\$706,278.20	\$839,771.32	\$2,797,510.64
MANDATORY PROVIDENT FUND	強積金	\$28,491.48	\$28,198.94	\$31,983.89	\$32,926.19	\$121,600.50
WATER FEE	水費	\$0.00	\$406,239.60	\$0.00	\$4,595.30	\$410,834.90
TOTAL EXPENSES	總支出	<u>\$4,675,566.36</u>	<u>\$5,138,935.49</u>	<u>\$5,147,191.23</u>	<u>\$5,476,691.78</u>	<u>\$20,438,384.86</u>
SURPLUS / (DEFICIT) FOR THE PERIOD	本期盈餘/(赤字)	\$331,014.76	(\$155,750.40)	(\$162,042.07)	(\$506,134.10)	(\$492,911.81)
APPORTIONMENT OF GARDEN EXPENSES TO COM.COMPLEX & FIRST OWNER	屋苑公眾位置費用分配給商場及大業主	\$60,131.01	\$74,603.43	\$69,818.39	\$71,289.74	\$275,842.57
CONTRIBUTION COLLECTED	已收集資	\$15,418.00	\$9,641.00	\$5,007.00	\$132,157.00	\$162,223.00
SURPLUS / (DEFICIT) B/F	承上結存	<u>(\$2,133,583.30)</u>	<u>(\$1,727,019.53)</u>	<u>(\$1,798,525.50)</u>	<u>(\$1,885,742.18)</u>	<u>(\$2,133,583.30)</u>
ACCUM.SURPLUS / (DEFICIT) C/F	累積盈餘/(赤字)	<u>(\$1,727,019.53)</u>	<u>(\$1,798,525.50)</u>	<u>(\$1,885,742.18)</u>	<u>(\$2,188,429.54)</u>	<u>(\$2,188,429.54)</u>



T.L.60
HONG KONG GARDENS - ESTATE
SUPPLEMENTARY NOTES

豪景花園- 全苑
備註

Apr-2022

1. Drainage, Electricals & Pumps	水電保養維修	遊樂會桌球室更換冷氣機(連工包料) 其他	\$35,500.00 \$11,762.60	\$47,262.60
2. Security System / SMATV System	保安系統/衛星電視	泳池及網球場加裝16分割CCTV(DVR放CPB更亭)		\$50,925.00

Mar-2022

1. Drainage, Electricals & Pumps	水電保養維修	撥款:保安控制室添置文件櫃及更換工作台 20座地下遊樂設施更換地墊代工費及清洗全苑公眾位置冷氣機19部 蜘蛛車入廠維修,更換摩打,起動電池,油管及分流閥 購買維修部及水電部日常工具,維修物料	\$20,000.00 \$35,100.00 \$113,580.00 \$35,185.40	\$203,865.40
----------------------------------	--------	--	---	--------------

Feb-2022

1. Drainage, Electricals & Pumps	水電保養維修	21座地下遊樂設施更換地墊工程代工費 水電部買通渠機連配件及安全鞋8對 其他	\$12,600.00 \$15,960.00 \$3,930.50	\$32,490.50
2. Uniform & Laundry	制服費用	維修及園藝部員工制服		\$16,284.00
	電費	<u>由2023年1月起上調電費19.7%</u>		



T.L.60
HONG KONG GARDENS - BLOCK 1
SUPPLEMENTARY NOTES

豪景花園第一座
備註

Mar-2023

1. Expenditure by Maintenance Fund

動用維修基金

遊樂會鋪設地台工程,基金支付

\$1,672.81

電費

由2023年1月起上調電費19.7%



T.L.60
HONG KONG GARDENS - BLOCK 2
SUPPLEMENTARY NOTES

豪景花園第二座
備註

Mar-2023

1. Expenditure by Maintenance Fund

動用維修基金

遊樂會鋪設地台工程,基金支付

\$1,672.81

電費

由2023年1月起上調電費19.7%



T.L.60
HONG KONG GARDENS - BLOCK 3
SUPPLEMENTARY NOTES

豪景花園第三座
備註

Mar-2023

1. Expenditure by Maintenance Fund

動用維修基金

遊樂會鋪設地台工程,基金支付

\$1,630.99

電費

由2023年1月起上調電費19.7%



T.L.60
HONG KONG GARDENS - BLOCK 4
SUPPLEMENTARY NOTES

豪景花園第四座
備註

Mar-2023

1. Expenditure by Maintenance Fund	動用維修基金	遊樂會鋪設地台工程,基金支付	\$1,630.99
2. Contribution Collected	已收集資	03/2023收到3戶@1483x1戶,@1069x1戶,@1588x1戶 (尚餘0戶未交)	\$4,140.00

Feb-2023

1. Contribution Collected	已收集資	02/2023收到5戶@1483x2戶,@1069x3戶 (尚餘3戶未交)	\$6,173.00
---------------------------	------	---------------------------------------	------------

Jan-2023

1. Contribution Collected	已收集資	01/2023收到7戶@1588x2戶,@1483x2戶,@1069x3戶 (尚餘8戶未交)	\$9,349.00
	電費	<u>由2023年1月起上調電費19.7%</u>	



T.L.60
HONG KONG GARDENS - BLOCK 5
SUPPLEMENTARY NOTES

豪景花園第五座
備註

Mar-2023

1. Expenditure by Maintenance Fund

動用維修基金

遊樂會鋪設地台工程,基金支付

\$2,044.55

電費

由2023年1月起上調電費19.7%



T.L.60
HONG KONG GARDENS - BLOCK 6
SUPPLEMENTARY NOTES

豪景花園第六座
備註

Apr-2023

1. Contribution Collected 已收集資 04/2023收到1戶 (尚餘1戶已訂契,做壞賬處理) \$867.00

Mar-2023

1. Expenditure by Maintenance Fund 動用維修基金 遊樂會鋪設地台工程,基金支付 \$2,044.55

2. Contribution Collected 已收集資 03/2023收到1戶 (尚餘2戶未交,其中1戶已訂契) \$867.00

Feb-2023

1. Contribution Collected 已收集資 02/2023收到4戶@\$867 (尚餘3戶未交) \$3,468.00

Jan-2023

1. Contribution Collected 已收集資 01/2023收到7戶@\$867 (尚餘7戶未交) \$6,069.00

電費 由2023年1月起上調電費19.7%



T.L.60
HONG KONG GARDENS - BLOCK 7
SUPPLEMENTARY NOTES

豪景花園第七座
備註

Mar-2023

1. Expenditure by Maintenance Fund

動用維修基金

遊樂會鋪設地台工程,基金支付

\$2,760.14

電費

由2023年1月起上調電費19.7%



T.L.60
HONG KONG GARDENS - BLOCK 8
SUPPLEMENTARY NOTES

豪景花園第八座
備註

Mar-2023

1. Expenditure by Maintenance Fund

動用維修基金

遊樂會鋪設地台工程,基金支付

\$2,760.14

電費

由2023年1月起上調電費19.7%



T.L.60
HONG KONG GARDENS - BLOCK 9
SUPPLEMENTARY NOTES

豪景花園第九座
備註

Apr-2023

1. Contribution Collected

已收集資

04/2023收到14戶 (尚餘118戶未交)

\$65,440.00

Mar-2023

1. Expenditure by Sinking Fund

動用儲備基金

遊樂會鋪設地台工程,基金支付

\$2,760.14

電費

由2023年1月起上調電費19.7%



T.L.60
HONG KONG GARDENS - BLOCK 10
SUPPLEMENTARY NOTES

豪景花園第十座
備註

Mar-2023

1. Expenditure by Maintenance Fund

動用維修基金

遊樂會鋪設地台工程,基金支付

\$2,760.14

電費

由2023年1月起上調電費19.7%



T.L.60
HONG KONG GARDENS - BLOCK 11
SUPPLEMENTARY NOTES

豪景花園第十一座
備註

Mar-2023

1. Expenditure by Maintenance Fund

動用維修基金

遊樂會鋪設地台工程,基金支付

\$2,760.14

電費

由2023年1月起上調電費19.7%



T.L.60
HONG KONG GARDENS - BLOCK 12
SUPPLEMENTARY NOTES

豪景花園 第十二座
備註

Mar-2023

1. Expenditure by Maintenance Fund

動用維修基金

遊樂會鋪設地台工程,基金支付

\$2,760.14

電費

由2023年1月起上調電費19.7%



T.L.60
HONG KONG GARDENS - BLOCK 13
SUPPLEMENTARY NOTES

豪景花園 第十三座
備註

Mar-2023

1. Expenditure by Maintenance Fund

動用維修基金

遊樂會鋪設地台工程,基金支付

\$1,170.97

電費

由2023年1月起上調電費19.7%



T.L.60
HONG KONG GARDENS - BLOCK 14
SUPPLEMENTARY NOTES

豪景花園 第十四座
備註

Mar-2023

1. Expenditure by Maintenance Fund

動用維修基金

遊樂會鋪設地台工程,基金支付

\$1,170.97

電費

由2023年1月起上調電費19.7%



T.L.60
HONG KONG GARDENS - BLOCK 15
SUPPLEMENTARY NOTES

豪景花園 第十五座
備註

Mar-2023

1. Expenditure by Maintenance Fund

動用維修基金

遊樂會鋪設地台工程,基金支付

\$1,143.09

電費

由2023年1月起上調電費19.7%



T.L.60
HONG KONG GARDENS - BLOCK 16
SUPPLEMENTARY NOTES

豪景花園 第十六座
備註

Mar-2023

1. Expenditure by Maintenance Fund

動用維修基金

遊樂會鋪設地台工程,基金支付

\$2,290.83

電費

由2023年1月起上調電費19.7%



T.L.60
HONG KONG GARDENS - BLOCK 17
SUPPLEMENTARY NOTES

豪景花園 第十七座
備註

Mar-2023

1. Expenditure by Maintenance Fund

動用維修基金

遊樂會鋪設地台工程,基金支付

\$2,290.83

電費

由2023年1月起上調電費19.7%



T.L.60
HONG KONG GARDENS - BLOCK 18
SUPPLEMENTARY NOTES

豪景花園 第十八座
備註

Mar-2023

1. Expenditure by Maintenance Fund

動用維修基金

遊樂會鋪設地台工程,基金支付

\$2,290.83

電費

由2023年1月起上調電費19.7%



T.L.60
HONG KONG GARDENS - BLOCK 19
SUPPLEMENTARY NOTES

豪景花園 第十九座
備註

Mar-2023

1. Expenditure by Maintenance Fund

動用維修基金

遊樂會鋪設地台工程,基金支付

\$2,290.83

電費

由2023年1月起上調電費19.7%



T.L.60
HONG KONG GARDENS - BLOCK 20
SUPPLEMENTARY NOTES

豪景花園 第二十座
備註

Mar-2023

1. Expenditure by Maintenance Fund

動用維修基金

遊樂會鋪設地台工程,基金支付

\$2,290.83

電費

由2023年1月起上調電費19.7%



T.L.60
HONG KONG GARDENS - BLOCK 21
SUPPLEMENTARY NOTES

豪景花園 第二十一座
備註

Mar-2023

1. Expenditure by Maintenance Fund

動用維修基金

遊樂會鋪設地台工程,基金支付

\$2,290.83

電費

由2023年1月起上調電費19.7%



T.L.60
HONG KONG GARDENS - BLOCK 22
SUPPLEMENTARY NOTES

豪景花園 第二十二座
備註

Apr-2023

1. Contribution Collected

已收集資

04/2023收到7戶@\$7,600 (尚餘37戶未交)

\$53,200.00

Mar-2023

1. Expenditure by Maintenance Fund

動用維修基金

遊樂會鋪設地台工程,基金支付

\$1,840.10

電費

由2023年1月起上調電費19.7%



T.L.60
HONG KONG GARDENS - BLOCK 23
SUPPLEMENTARY NOTES

豪景花園 第二十三座
備註

Mar-2023

1. Expenditure by Maintenance Fund

動用維修基金

遊樂會鋪設地台工程,基金支付

\$1,756.46

電費

由2023年1月起上調電費19.7%



T.L.60

HONG KONG GARDENS - BLOCK 24
SUPPLEMENTARY NOTES

豪景花園 第二十四座
備註

Mar-2023

1. Expenditure by Maintenance Fund

動用維修基金

遊樂會鋪設地台工程,基金支付

\$1,672.81

電費

由2023年1月起上調電費19.7%



T.L.60

HONG KONG GARDENS - BLOCK 25
SUPPLEMENTARY NOTES

豪景花園 第二十五座
備註

Mar-2023

1. Expenditure by Maintenance Fund

動用維修基金

遊樂會鋪設地台工程,基金支付

\$1,840.10

Feb-2023

1. Expenditure by Maintenance Fund

動用維修基金

爆水喉引致1號升降機7/3/19水浸損壞-(1/2/23第5次常會決定)
調整爆水喉引致1號升降機7/3/19水浸損壞\$312,480 (收保險賠償)+
\$78,120(25座支付)=\$390,600

\$78,120.00
(\$390,600.00)

(\$312,480.00)

電費

由2023年1月起上調電費19.7%



T.L.60
HONG KONG GARDENS - BLOCK 26
SUPPLEMENTARY NOTES

豪景花園 第二十六座
備註

Apr-2023

1. Contribution Collected	已收集資	04/2023收到1戶@\$12,650 (尚餘41戶未交)	\$12,650.00
---------------------------	------	--------------------------------	-------------

Mar-2023

1. Expenditure by Maintenance Fund	動用維修基金	遊樂會鋪設地台工程,基金支付	\$1,756.46
------------------------------------	--------	----------------	------------

電費	由2023年1月起上調電費19.7%
----	--------------------



T.L.60
HONG KONG GARDENS - BLOCK 27
SUPPLEMENTARY NOTES

豪景花園 第二十七座
備註

Apr-2023

1. Drainage, Electricals & Pumps	水電保養維修	27座地下泵房更換食水泵2台及代工費 11/04-20/04/2023 清洗全苑食水缸	\$41,300.00	
			\$1,000.00	\$42,300.00

Mar-2023

1. Expenditure by Maintenance Fund	動用維修基金	遊樂會鋪設地台工程,基金支付		\$1,756.46
------------------------------------	--------	----------------	--	------------

Jan-2023

1. Drainage, Electricals & Pumps	水電保養維修	27座地下泵房更換食水泵配件 3-12/01/2023 清洗全苑食水缸及沖廁缸	\$15,628.00	
	電費	<u>由2023年1月起上調電費19.7%</u>	\$1,840.00	\$17,468.00



T.L.60
HONG KONG GARDENS - BLOCK 28
SUPPLEMENTARY NOTES

豪景花園 第二十八座
備註

Mar-2023

1. Expenditure by Maintenance Fund

動用維修基金

遊樂會鋪設地台工程,基金支付

\$1,672.81

電費

由2023年1月起上調電費19.7%



T.L.60

HONG KONG GARDENS - CARPARK A
SUPPLEMENTARY NOTES

豪景花園車場 A
備註

Mar-2023

1. Expenditure by Maintenance Fund

動用維修基金

遊樂會鋪設地台工程,基金支付

\$828.28

電費

由2023年1月起上調電費19.7%



T.L.60
HONG KONG GARDENS - CARPARK B
SUPPLEMENTARY NOTES

豪景花園車場 B
備註

Mar-2023

1. Expenditure by Maintenance Fund

動用維修基金

遊樂會鋪設地台工程,基金支付

\$662.16

電費

由2023年1月起上調電費19.7%



T.L.60
HONG KONG GARDENS - CARPARK C
SUPPLEMENTARY NOTES 豪景花園車場 C
備註

Mar-2022

1. Expenditure by Maintenance Fund

動用維修基金

遊樂會鋪設地台工程,基金支付
C車場地下車道及上斜車路邊車位牆身打針工程,基金支付

\$756.25

\$35,000.00

\$35,756.25

電費

由2023年1月起上調電費19.7%



T.L.60
HONG KONG GARDENS - CARPARK D
SUPPLEMENTARY NOTES

豪景花園車場 D
備註

Mar-2023

1. Expenditure by Maintenance Fund

動用維修基金

遊樂會鋪設地台工程,基金支付

\$1,040.86

電費

由2023年1月起上調電費19.7%



T.L.60

H. K. GARDEN - COMMERCIAL COMPLEX 豪景花園 - 商場
SUPPLEMENTARY NOTES 備註

Mar-2023

1. Expenditure by Maintenance Fund 動用維修基金 遊樂會鋪設地台工程,基金支付

\$69.70

電費

由2023年1月起上調電費19.7%



APPORTIONMENT OF GARDENS EXPENSES 公共費用之分攤			Jan-23 (一月)	Feb-23 (二月)	Mar-23 (三月)	Apr-23 (四月)	1-4/2023 TOTAL總計
BLK 1	1440 SHARES	第一座	(\$52,126.23)	(\$64,672.05)	(\$60,524.00)	(\$61,799.48)	(\$239,121.76)
BLK 2	1440 SHARES	第二座	(\$52,126.23)	(\$64,672.05)	(\$60,524.00)	(\$61,799.48)	(\$239,121.76)
BLK 3	1404 SHARES	第三座	(\$50,823.07)	(\$63,055.25)	(\$59,010.90)	(\$60,254.49)	(\$233,143.71)
BLK 4	1404 SHARES	第四座	(\$50,823.07)	(\$63,055.25)	(\$59,010.90)	(\$60,254.49)	(\$233,143.71)
BLK 5	1760 SHARES	第五座	(\$63,709.83)	(\$79,043.61)	(\$73,973.78)	(\$75,532.70)	(\$292,259.92)
BLK 6	1760 SHARES	第六座	(\$63,709.83)	(\$79,043.61)	(\$73,973.78)	(\$75,532.70)	(\$292,259.92)
BLK 7	2376 SHARES	第七座	(\$86,008.27)	(\$106,708.88)	(\$99,864.61)	(\$101,969.14)	(\$394,550.90)
BLK 8	2376 SHARES	第八座	(\$86,008.27)	(\$106,708.88)	(\$99,864.61)	(\$101,969.14)	(\$394,550.90)
BLK 9	2376 SHARES	第九座	(\$86,008.27)	(\$106,708.88)	(\$99,864.61)	(\$101,969.14)	(\$394,550.90)
BLK 10	2376 SHARES	第十座	(\$86,008.27)	(\$106,708.88)	(\$99,864.61)	(\$101,969.14)	(\$394,550.90)
BLK 11	2376 SHARES	第十一座	(\$86,008.27)	(\$106,708.88)	(\$99,864.61)	(\$101,969.14)	(\$394,550.90)
BLK 12	2376 SHARES	第十二座	(\$86,008.27)	(\$106,708.88)	(\$99,864.61)	(\$101,969.14)	(\$394,550.90)
BLK 13	1008 SHARES	第十三座	(\$36,488.36)	(\$45,270.43)	(\$42,366.80)	(\$43,259.64)	(\$167,385.23)
BLK 14	1008 SHARES	第十四座	(\$36,488.36)	(\$45,270.43)	(\$42,366.80)	(\$43,259.64)	(\$167,385.23)
BLK 15	984 SHARES	第十五座	(\$35,619.59)	(\$44,192.57)	(\$41,358.07)	(\$42,229.64)	(\$163,399.87)
BLK 16	1972 SHARES	第十六座	(\$71,383.97)	(\$88,564.78)	(\$82,884.26)	(\$84,630.95)	(\$327,463.96)
BLK 17	1972 SHARES	第十七座	(\$71,383.97)	(\$88,564.78)	(\$82,884.26)	(\$84,630.95)	(\$327,463.96)
BLK 18	1972 SHARES	第十八座	(\$71,383.97)	(\$88,564.78)	(\$82,884.26)	(\$84,630.95)	(\$327,463.96)
BLK 19	1972 SHARES	第十九座	(\$71,383.97)	(\$88,564.78)	(\$82,884.26)	(\$84,630.95)	(\$327,463.96)
BLK 20	1972 SHARES	第二十座	(\$71,383.97)	(\$88,564.78)	(\$82,884.26)	(\$84,630.95)	(\$327,463.96)
BLK 21	1972 SHARES	第二十一座	(\$71,383.97)	(\$88,564.78)	(\$82,884.26)	(\$84,630.95)	(\$327,463.96)
BLK 22	1584 SHARES	第二十二座	(\$57,338.85)	(\$71,139.25)	(\$66,576.41)	(\$67,979.43)	(\$263,033.94)
BLK 23	1512 SHARES	第二十三座	(\$54,732.54)	(\$67,905.65)	(\$63,550.21)	(\$64,889.45)	(\$251,077.85)
BLK 24	1440 SHARES	第二十四座	(\$52,126.23)	(\$64,672.05)	(\$60,524.00)	(\$61,799.48)	(\$239,121.76)
BLK 25	1584 SHARES	第二十五座	(\$57,338.85)	(\$71,139.25)	(\$66,576.41)	(\$67,979.43)	(\$263,033.94)
BLK 26	1512 SHARES	第二十六座	(\$54,732.54)	(\$67,905.65)	(\$63,550.21)	(\$64,889.45)	(\$251,077.85)
BLK 27	1512 SHARES	第二十七座	(\$54,732.54)	(\$67,905.65)	(\$63,550.21)	(\$64,889.45)	(\$251,077.85)
BLK 28	1440 SHARES	第二十八座	(\$52,126.20)	(\$64,672.02)	(\$60,524.03)	(\$61,799.48)	(\$239,121.73)
CARPARK A	713 SHARES	車場A	(\$25,809.72)	(\$32,021.65)	(\$29,967.79)	(\$30,599.33)	(\$118,398.49)
CARPARK B	570 SHARES	車場B	(\$20,633.30)	(\$25,599.35)	(\$23,957.42)	(\$24,462.29)	(\$94,652.36)
CARPARK C	651 SHARES	車場C	(\$23,565.40)	(\$29,237.16)	(\$27,361.89)	(\$27,938.51)	(\$108,102.96)
CARPARK D	896 SHARES	車場D	(\$32,434.10)	(\$40,240.39)	(\$37,659.38)	(\$38,453.01)	(\$148,786.88)
COMMERCIAL COMPLEX	60 SHARES	商場部份	(\$2,171.93)	(\$2,694.67)	(\$2,521.83)	(\$2,574.98)	(\$9,963.41)
FIRST OWNER	3 %	大業主	(\$57,959.08)	(\$71,908.76)	(\$67,296.56)	(\$68,714.76)	(\$265,879.16)
			<u>(\$1,931,969.29)</u>	<u>(\$2,396,958.71)</u>	<u>(\$2,243,218.60)</u>	<u>(\$2,290,491.85)</u>	<u>(\$8,862,638.45)</u>

SHARES OF CONTRIBUTION:

51,770	51,770	51,770	51,770	51,770
--------	--------	--------	--------	--------

