


HONG KONG GARDEN
MANAGED BY T. L. 60 MGT LTD
BALANCE SHEET
(UN-AUDITED)

豪景花園
資產負債表
(未經審核)

		30/06/2023	31/12/2022
NON-CURRENT ASSETS	非流動資產		
FIXED ASSETS	固定資產	\$0.00	\$0.00
UTILITY DEPOSITS	公共按金	\$2,114,369.56	\$2,114,369.56
		<u>\$2,114,369.56</u>	<u>\$2,114,369.56</u>
CURRENT ASSETS	流動資產		
MANAGEMENT FEE RECEIVABLES	應收管理費	\$1,905,249.98	\$1,858,929.40
ACCOUNTS RECEIVABLES	應收款項	\$418,701.01	\$1,038,456.28
AMOUNT DUE FROM BUILDING MANAGER	管理公司往來賬	\$255,725.42	\$0.00
CURRENT A/C WITH I.O. (FIXED DEPOSIT)	法團往來賬 (定期存款)	\$50,329,436.32	\$50,329,436.32
PROVISIONAL TAX	電訊物業稅	\$134,548.00	\$134,548.00
CONSUMABLE INVENTORIES	存貨結餘	\$327,621.12	\$289,611.12
PREPAYMENT	預付款項	\$65,186.00	\$58,560.00
CASH BALANCE	現金結餘	\$507,984.31	\$293,329.00
BANK BALANCE	銀行結餘	\$22,865,320.45	\$28,825,732.16
		<u>\$76,809,772.61</u>	<u>\$82,828,602.28</u>
CURRENT LIABILITIES	流動負債		
ACCOUNT PAYABLE & ACCRUED EXPENSES	應付款項	\$8,005,832.99	\$14,686,204.21
MANAGEMENT FEE RECEIVED IN ADVANCE	預付管理費	\$681,178.00	\$347,354.00
TEMPORARY RECEIPT	暫收款項	\$301,146.10	\$548,593.10
REBATE FROM SHELL IN ADVANCE	石油氣回贈預收款項	\$2,062,500.00	\$2,062,500.00
DEBRIS & TELECOM SECURITY DEPOSIT	泥按及電訊台按金	\$1,823,604.00	\$2,228,904.00
AMOUNT DUE TO BUILDING MANAGER	管理公司往來賬	\$0.00	\$1,142,048.04
		<u>\$12,874,261.09</u>	<u>\$21,015,603.35</u>
NET CURRENT ASSETS	流動資產淨值	<u>\$63,935,511.52</u>	<u>\$61,812,998.93</u>
NET ASSETS	資產淨值	<u>\$66,049,881.08</u>	<u>\$63,927,368.49</u>
REPRESENTED BY :	資金分列		
MGT FEE DEP. & PUBLIC UTILITY DEP.	管理費及公共水電按金	\$12,792,873.00	\$12,736,528.00
SINKING FUND - DOM	住宅儲備基金	\$26,031,410.72	\$24,668,319.68
SINKING FUND - COM	商場儲備基金	\$422,327.70	\$369,045.90
SINKING FUND - C.P.	車場儲備基金	\$5,996,780.44	\$5,838,895.54
		<u>\$32,450,518.86</u>	<u>\$30,876,261.12</u>
MAINTENANCE FUND - DOM	住宅維修基金	\$17,927,582.29	\$16,701,103.06
MAINTENANCE FUND - COM	商場維修基金	\$897,541.96	\$767,669.86
MAINTENANCE FUND - C.P.	車場維修基金	\$3,108,855.26	\$3,911,986.93
		<u>\$21,933,979.51</u>	<u>\$21,380,759.85</u>
RETAINED SURPLUS / (LOSS) - DOM	住宅累積盈餘 / (虧損)	(\$16,075,294.52)	(\$14,806,799.27)
RETAINED SURPLUS / (LOSS) - COM	商場累積盈餘 / (虧損)	\$1,163,530.38	\$1,067,402.82
RETAINED SURPLUS / (LOSS) - C.P.	車場累積盈餘 / (虧損)	\$13,784,273.85	\$12,673,215.97
		<u>(\$1,127,490.29)</u>	<u>(\$1,066,180.48)</u>
OWNERS' EQUITY		<u>\$66,049,881.08</u>	<u>\$63,927,368.49</u>

For and on behalf of
T.L. 60 MANAGEMENT LIMITED



Mandy Yam / Ming Chan

Date : 04. 08. 2023



C-642563

依據核數及年終調整為準
Subject to audit and year end adjustment


HONG KONG GARDEN 豪景花園
 OWNERS' EQUITY AS AT 30/06/2023
 30/06/2023 業主權益
 (牌照號碼：C-642565)

	I.E. A/C	SINKING FUND	MAINT. FUND	TOTAL	MF/PU DEPOSIT	
	累積盈餘 / (虧損)	儲備基金	維修基金	總計	管理費及 公共水電按金	
BLOCK 1	第一座	(\$1,502,684.66)	\$767,807.43	\$1,130,080.50	\$395,203.27	\$414,306.00
BLOCK 2	第二座	(\$1,671,871.01)	\$757,707.45	\$1,118,089.32	\$203,925.76	\$435,404.00
BLOCK 3	第三座	(\$1,238,808.99)	\$745,927.31	\$925,422.84	\$432,541.16	\$307,627.00
BLOCK 4	第四座	(\$1,453,711.79)	\$761,090.54	\$936,179.13	\$243,557.88	\$381,410.00
BLOCK 5	第五座	(\$1,120,753.24)	\$716,417.37	\$1,036,761.66	\$632,425.79	\$438,777.00
BLOCK 6	第六座	(\$1,455,268.43)	\$736,868.97	\$1,062,145.83	\$343,746.37	\$444,681.00
BLOCK 7	第七座	(\$553,826.02)	\$752,702.41	\$229,776.17	\$428,652.56	\$402,266.00
BLOCK 8	第八座	(\$626,926.55)	\$628,436.41	\$232,092.24	\$233,602.10	\$421,091.00
BLOCK 9	第九座	(\$19,658.20)	\$962,458.87	(\$51,835.65)	\$890,965.02	\$447,758.00
BLOCK 10	第十座	(\$504,602.75)	\$1,037,339.98	\$332,440.67	\$865,177.90	\$427,724.00
BLOCK 11	第十一座	(\$296,159.48)	\$1,214,742.58	\$637,868.95	\$1,556,452.05	\$427,072.00
BLOCK 12	第十二座	(\$430,913.20)	\$1,165,939.98	\$554,177.87	\$1,289,204.65	\$463,278.00
BLOCK 13	第十三座	(\$501,439.21)	\$852,897.66	\$679,398.81	\$1,030,857.26	\$310,897.00
BLOCK 14	第十四座	(\$475,176.59)	\$858,068.06	\$594,045.07	\$976,936.54	\$284,967.00
BLOCK 15	第十五座	\$710,216.77	\$383,980.54	\$12,415.69	\$1,106,613.00	\$203,675.00
BLOCK 16	第十六座	(\$276,083.68)	\$1,075,358.62	\$692,210.88	\$1,491,485.82	\$555,078.00
BLOCK 17	第十七座	(\$751,542.35)	\$1,099,095.12	\$811,735.85	\$1,159,288.62	\$451,771.00
BLOCK 18	第十八座	\$115,271.70	\$1,124,760.12	\$736,124.66	\$1,976,156.48	\$469,363.00
BLOCK 19	第十九座	(\$914,839.28)	\$1,437,260.28	\$554,184.94	\$1,076,605.94	\$459,849.00
BLOCK 20	第二十座	(\$1,237,431.81)	\$1,350,394.36	\$655,831.12	\$768,793.67	\$473,159.00
BLOCK 21	第二十一座	\$1,312,940.30	\$1,297,484.12	\$641,034.19	\$3,251,458.61	\$493,581.00
BLOCK 22	第二十二座	(\$1,142,436.41)	\$859,664.95	\$715,558.89	\$432,787.43	\$362,806.00
BLOCK 23	第二十三座	(\$1,427,862.79)	\$838,063.85	\$738,770.94	\$148,972.00	\$308,136.00
BLOCK 24	第二十四座	(\$130,009.42)	\$904,649.14	\$530,626.62	\$1,305,266.34	\$338,155.00
BLOCK 25	第二十五座	(\$983,563.06)	\$855,757.75	\$646,347.71	\$518,542.40	\$320,972.00
BLOCK 26	第二十六座	(\$1,221,536.31)	\$847,173.63	\$862,083.57	\$487,720.89	\$305,752.00
BLOCK 27	第二十七座	\$1,010,907.64	\$1,062,967.63	\$263,538.17	\$2,337,413.44	\$474,739.00
BLOCK 28	第二十八座	\$712,474.30	\$936,395.59	\$650,475.65	\$2,299,345.54	\$390,215.00
		(\$16,075,294.52)	\$26,031,410.72	\$17,927,582.29	\$27,883,698.49	\$11,214,509.00
CPA	車場A	\$5,107,349.61	\$1,429,529.60	\$1,366,677.78	\$7,903,556.99	\$467,080.00
CPB	車場B	\$3,523,473.67	\$1,621,882.00	\$890,660.78	\$6,036,016.45	\$361,689.00
CPC	車場C	\$2,540,388.41	\$1,511,043.13	\$845,700.59	\$4,897,132.13	\$344,496.00
CPD	車場D	\$2,613,062.16	\$1,434,325.71	\$5,816.11	\$4,053,203.98	\$405,099.00
		\$13,784,273.85	\$5,996,780.44	\$3,108,855.26	\$22,889,909.55	\$1,578,364.00
COM	商場部份	\$1,163,530.38	\$422,327.70	\$897,541.96	\$2,483,400.04	\$0.00
		(\$1,127,490.29)	\$32,450,518.86	\$21,933,979.51	\$53,257,008.08	\$12,792,873.00




HONG KONG GARDENS - ESTATE 豪景花園-全苑
STATEMENT OF COMPREHENSIVE INCOME 收支報告表
(FORMERLY KNOWN AS INCOME & EXPENDITURE ACCOUNT)

		Jan-23 (一月)	Feb-23 (二月)	Mar-23 (三月)	Apr-23 (四月)	May-23 (五月)	Jun-23 (六月)	1-6/2023 TOTAL總計
INCOME:	收入							
TENNIS & SQUASH COURT INCOME	網球、壁球場收入	\$15,450.00	\$14,310.00	\$11,760.00	\$14,480.00	\$15,080.00	\$13,640.00	\$84,720.00
SWIMMING POOL INCOME	泳池收入	\$0.00	\$0.00	\$0.00	\$0.00	\$23,730.00	\$23,640.00	\$47,370.00
DEBRIS REMOVAL CHARGE RECOVERED	泥頭費收入	\$0.00	\$0.00	\$0.00	\$0.00	\$0.00	\$0.00	\$0.00
INSURANCE AND OTHER COMPENSATION	保險及其他賠償	\$21,093.54	\$500.00	\$0.00	\$0.00	\$200.00	\$1,333.21	\$23,126.75
LEGAL FEE RECOVERED	訴訟費收入	\$0.00	\$0.00	\$0.00	\$0.00	\$0.00	\$0.00	\$0.00
BANK INTEREST INCOME	銀行利息收入	\$10,258.80	\$8,847.72	\$9,000.12	\$0.00	\$21,517.52	\$13,046.32	\$62,670.48
SUNDRY INCOME	什項收入	\$17,026.25	\$19,396.90	\$20,972.95	\$16,108.89	\$17,653.80	\$21,176.97	\$112,335.76
		\$63,828.59	\$43,054.62	\$41,733.07	\$30,588.89	\$78,181.32	\$72,836.50	\$330,222.99
EXPENSES:	支出							
AUDITORS REMUNERATION	核數費	\$0.00	\$0.00	\$0.00	\$0.00	\$0.00	\$0.00	\$0.00
BANK CHARGES	銀行費用	\$4,820.30	\$5,002.60	\$8,049.30	\$5,259.20	\$5,086.60	\$5,076.20	\$33,294.20
COMMITTEE'S EXPENSES	業主會開支費用	\$0.00	\$0.00	\$0.00	\$0.00	\$0.00	\$44,935.70	\$44,935.70
CLEANING EXPENSES	清潔費	\$353,373.00	\$338,253.00	\$333,257.00	\$332,753.00	\$356,802.00	\$356,258.00	\$2,070,696.00
ELECTRICITY	電費	\$30,276.59	\$36,341.57	\$27,189.06	\$29,951.89	\$35,576.52	\$43,901.97	\$203,237.60
FESTIVAL DECORATION EXPENSES	節日裝飾	\$0.00	\$1,157.55	\$3,408.00	\$0.00	\$0.00	(\$15,282.27)	(\$10,716.72)
FURTURE, FIXTURE AND EQUIPMENT	辦公設備	\$0.00	\$0.00	\$0.00	\$0.00	\$0.00	\$0.00	\$0.00
GARDENING EXPENSES	園藝種植	\$12,319.00	\$16,128.00	\$14,410.00	\$17,757.00	\$238,000.00	\$520.00	\$299,134.00
INSURANCE	保險費	\$0.00	\$0.00	\$0.00	\$0.00	\$704,689.16	\$0.00	\$704,689.16
LEGAL FEE	訴訟費	\$0.00	\$0.00	\$0.00	\$4,416.00	\$1,104.00	\$1,104.00	\$6,624.00
MAINTENANCE, REPAIR & INSTALLATION	保養維修							
CONCRETE AND SCAFFOLDING	外牆維修及搭棚	\$0.00	\$0.00	\$0.00	\$0.00	\$0.00	\$0.00	\$0.00
DRAINAGE, ELECTRICALS & PUMPS	水電保養維修	\$3,100.00	\$32,490.50	\$203,865.40	\$47,262.60	\$18,345.00	\$11,246.05	\$316,309.55
SWIMMING POOL EXPENSES	泳池費	\$5,250.00	\$5,538.00	\$2,799.00	\$7,158.00	\$123,225.90	\$147,049.80	\$291,020.70
SECURITY SYSTEM	保安系統	\$0.00	\$0.00	\$0.00	\$50,925.00	\$0.00	\$0.00	\$50,925.00
FIRE FIGHTING SYSTEM	消防保養	\$0.00	\$0.00	\$0.00	\$1,000.00	\$0.00	\$0.00	\$1,000.00
MANAGER'S REMUNERATION 4%	管理酬金 4%	\$76,761.46	\$93,846.67	\$87,882.76	\$89,272.34	\$130,921.76	\$83,229.00	\$561,913.99
RENTAL EXPENSES	管理處租金	\$43,850.00	\$42,480.00	\$42,480.00	\$45,850.00	\$42,480.00	\$42,480.00	\$259,620.00
PEST CONTROL	殺蟲滅鼠	\$12,290.00	\$12,290.00	\$14,990.00	\$12,290.00	\$12,290.00	\$12,290.00	\$76,440.00
PRINTING AND STATIONERY	印刷及廣告費	\$3,926.83	\$10,563.03	\$14,013.78	\$9,869.39	\$13,370.00	\$14,046.98	\$65,790.01
PROFESSIONAL FEE	專業服務費	\$0.00	\$0.00	\$0.00	\$0.00	\$0.00	\$0.00	\$0.00
SECURITY GUARD SERVICE CHARGES	保安費	\$796,426.00	\$785,626.00	\$785,626.00	\$785,626.00	\$867,167.00	\$867,167.00	\$4,887,638.00
SUNDRY EXPENSES	什項支出	\$7,907.30	\$22,245.51	\$34,366.40	\$46,115.41	\$16,246.10	\$9,217.73	\$136,098.45
TELEPHONE	電話費	\$3,585.42	\$3,584.34	\$3,585.00	\$3,583.00	\$3,585.00	\$3,690.00	\$21,612.76
UNIFORM	制服費	\$0.00	\$16,284.00	\$0.00	\$0.00	\$0.00	\$0.00	\$16,284.00
WAGES / SALARIES	薪金	\$634,525.50	\$616,935.62	\$706,278.20	\$839,771.32	\$843,781.75	\$206,597.15	\$3,847,889.54
STAFF COST ALLOCATION	人力成本調配	(\$21,105.00)	(\$31,263.90)	(\$29,232.12)	(\$41,705.00)	(\$41,705.00)	(\$41,705.00)	(\$206,716.02)
MPF CONTRIBUTION	強積金	\$28,491.48	\$28,198.94	\$31,983.89	\$32,926.19	\$33,000.00	\$24,053.83	\$178,654.33
WATER FEE	水費	\$0.00	\$404,311.90	\$0.00	\$999.40	\$0.00	\$348,077.80	\$753,389.10
TOTAL EXPENSES	總支出	\$1,995,797.88	\$2,440,013.33	\$2,284,951.67	\$2,321,080.74	\$3,403,965.79	\$2,163,953.94	\$14,609,763.35
NET GARDENS EXPENSES	淨支出	(\$1,931,969.29)	(\$2,396,958.71)	(\$2,243,218.60)	(\$2,290,491.85)	(\$3,325,784.47)	(\$2,091,117.44)	(\$14,279,540.36)



		Jan-23 (一月)	Feb-23 (二月)	Mar-23 (三月)	Apr-23 (四月)	May-23 (五月)	Jun-23 (六月)	1-6/2023 TOTAL總計
INCOME:	收入							
MANAGEMENT FEE RECEIVED	管理費收入	\$157,680.00	\$157,680.00	\$157,680.00	\$157,680.00	\$157,680.00	\$157,680.00	\$946,080.00
LESS: SINKING FUND	減: 儲備基金	(\$7,884.00)	(\$7,884.00)	(\$7,884.00)	(\$7,884.00)	(\$7,884.00)	(\$7,884.00)	(\$47,304.00)
LESS: PROVISION FOR BAD DEBT - M.F.	管理費壞賬撥備	\$0.00	\$0.00	\$0.00	\$0.00	\$0.00	\$0.00	\$0.00
ADD: BAD DEBT (M.F.) WRITTEN BACK	收回管理費壞賬	\$0.00	\$0.00	\$0.00	\$0.00	\$0.00	\$0.00	\$0.00
INSURANCE AND OTHER COMPENSATION	保險及其他賠償	\$0.00	\$0.00	\$0.00	\$0.00	\$0.00	\$0.00	\$0.00
LEGAL FEE RECOVERED	訴訟費收入	\$0.00	\$0.00	\$0.00	\$0.00	\$0.00	\$0.00	\$0.00
INTEREST INCOME	利息收入	\$0.00	\$0.00	\$0.00	\$0.00	\$0.00	\$0.00	\$0.00
SUNDRY INCOME	什項收入	\$0.00	\$0.00	\$0.00	\$0.00	\$0.00	\$0.00	\$0.00
		\$149,796.00	\$149,796.00	\$149,796.00	\$149,796.00	\$149,796.00	\$149,796.00	\$898,776.00
EXPENSES:	減: 支出							
APPORTIONMENT OF GARDENS EXPENSES	公共費用之分攤	\$52,126.23	\$64,672.05	\$60,524.00	\$61,799.48	\$89,732.58	\$56,420.18	\$385,274.52
AUDITORS REMUNERATION	核數費	\$0.00	\$0.00	\$0.00	\$0.00	\$0.00	\$0.00	\$0.00
CLEANING EXPENSES	清潔費	\$9,560.03	\$9,370.00	\$9,370.00	\$9,370.00	\$10,027.50	\$10,027.50	\$57,725.03
ELECTRICITY	電費	\$9,014.00	\$8,064.00	\$7,603.00	\$8,951.00	\$8,901.00	\$9,340.00	\$51,873.00
FESTIVAL DECORATION EXPENSES	節日裝飾	\$67.00	\$0.00	\$544.00	\$0.00	\$0.00	\$0.00	\$611.00
FURNITURE, FIXTURES & EQUIPMENT	屋苑設備	\$0.00	\$0.00	\$0.00	\$0.00	\$0.00	\$0.00	\$0.00
LEGAL FEE	訴訟費	\$0.00	\$0.00	\$0.00	\$0.00	\$0.00	\$0.00	\$0.00
MAINTENANCE, REPAIR & INSTALLATION	保養維修							
CONCRETE AND SCAFFOLDING	外牆維修及搭棚	\$0.00	\$3,141.00	\$0.00	\$16,251.00	\$0.00	\$5,160.00	\$24,552.00
DRAINAGE, ELECTRICALS & PUMPS	水電保養維修	\$2,380.00	\$37.00	\$1,037.50	\$1,341.50	\$6,722.00	\$23,040.00	\$34,558.00
SECURITY SYSTEM / SMATV. SYM	保安系統/衛星電視	\$540.00	\$540.00	\$540.00	\$540.00	\$13,515.00	\$540.00	\$16,215.00
FIRE FIGHTING SYSTEM	消防保養	\$0.00	\$0.00	\$0.00	\$1,200.00	\$0.00	\$0.00	\$1,200.00
LIFTS	升降機	\$6,500.00	\$6,500.00	\$6,500.00	\$6,500.00	\$6,500.00	\$6,500.00	\$39,000.00
MANAGER'S REMUNERATION 4%	管理酬金 4%	\$2,879.14	\$2,856.86	\$2,782.66	\$3,516.92	\$3,770.12	\$4,130.75	\$19,936.45
MAINTENANCE FUND 11%	維修基金 11%	\$7,917.63	\$7,856.36	\$7,652.31	\$9,671.52	\$10,367.82	\$11,359.56	\$54,825.20
PEST CONTROL	殺蟲滅鼠	\$0.00	\$0.00	\$0.00	\$0.00	\$0.00	\$0.00	\$0.00
PRINTING AND STATIONERY	印刷及廣告費	\$0.00	\$0.00	\$202.50	\$0.00	\$0.00	\$0.00	\$202.50
SECURITY GUARD SERVICE CHARGES	保安費	\$42,778.00	\$42,778.00	\$42,778.00	\$42,778.00	\$47,596.00	\$47,596.00	\$266,304.00
SUNDRY EXPENSES	什項支出	\$977.44	\$829.44	\$829.44	\$829.44	\$829.44	\$903.24	\$5,198.44
TELEPHONE	電話費	\$162.00	\$162.00	\$162.00	\$162.00	\$162.00	\$162.00	\$972.00
WATER FEE	水費	\$0.00	\$0.00	\$0.00	\$0.00	\$0.00	\$0.00	\$0.00
TOTAL EXPENSES	總支出	\$134,901.47	\$146,806.71	\$140,525.41	\$162,910.86	\$198,123.46	\$175,179.23	\$958,447.14
SURPLUS / (DEFICIT) FOR THE PERIOD	本期盈餘/(赤字)	\$14,894.53	\$2,989.29	\$9,270.59	(\$13,114.86)	(\$48,327.46)	(\$25,383.23)	(\$59,671.14)
CONTRIBUTION COLLECTED	已收集資	\$0.00	\$0.00	\$0.00	\$0.00	\$0.00	\$0.00	\$0.00
SURPLUS / (DEFICIT) B/F	承上結存	(\$1,443,013.52)	(\$1,428,118.99)	(\$1,425,129.70)	(\$1,415,859.11)	(\$1,428,973.97)	(\$1,477,301.43)	(\$1,443,013.52)
ACCUM.SURPLUS / (DEFICIT) C/F	累積盈餘/(赤字)	(\$1,428,118.99)	(\$1,425,129.70)	(\$1,415,859.11)	(\$1,428,973.97)	(\$1,477,301.43)	(\$1,502,684.66)	(\$1,502,684.66)



		Jan-23 (一月)	Feb-23 (二月)	Mar-23 (三月)	Apr-23 (四月)	May-23 (五月)	Jun-23 (六月)	1-6/2023 TOTAL總計
INCOME:	收入							
MANAGEMENT FEE RECEIVED	管理費收入	\$157,680.00	\$157,680.00	\$157,680.00	\$157,680.00	\$157,680.00	\$157,680.00	\$946,080.00
LESS: SINKING FUND	減: 儲備基金	(\$7,884.00)	(\$7,884.00)	(\$7,884.00)	(\$7,884.00)	(\$7,884.00)	(\$7,884.00)	(\$47,304.00)
LESS: PROVISION FOR BAD DEBT - M.F.	管理費壞賬撥備	\$0.00	\$0.00	\$0.00	\$0.00	\$0.00	\$0.00	\$0.00
ADD: BAD DEBT (M.F.) WRITTEN BACK	收回管理費壞賬	\$0.00	\$0.00	\$0.00	\$0.00	\$0.00	\$0.00	\$0.00
INSURANCE AND OTHER COMPENSATION	保險及其他賠償	\$0.00	\$200.00	\$0.00	\$0.00	\$0.00	\$0.00	\$200.00
LEGAL FEE RECOVERED	訴訟費收入	\$0.00	\$0.00	\$0.00	\$0.00	\$0.00	\$0.00	\$0.00
INTEREST INCOME	利息收入	\$0.00	\$0.00	\$0.00	\$0.00	\$0.00	\$0.00	\$0.00
SUNDRY INCOME	什項收入	\$0.00	\$0.00	\$0.00	\$0.00	\$0.00	\$0.00	\$0.00
		<u>\$149,796.00</u>	<u>\$149,996.00</u>	<u>\$149,796.00</u>	<u>\$149,796.00</u>	<u>\$149,796.00</u>	<u>\$149,796.00</u>	<u>\$898,976.00</u>
EXPENSES:	減: 支出							
APPORTIONMENT OF GARDENS EXPENSES	公共費用之分攤	\$52,126.23	\$64,672.05	\$60,524.00	\$61,799.48	\$89,732.58	\$56,420.18	\$385,274.52
AUDITORS REMUNERATION	核數費	\$0.00	\$0.00	\$0.00	\$0.00	\$0.00	\$0.00	\$0.00
CLEANING EXPENSES	清潔費	\$9,632.89	\$9,370.00	\$9,370.00	\$9,370.00	\$10,027.50	\$10,027.50	\$57,797.89
ELECTRICITY	電費	\$8,363.00	\$8,313.00	\$7,670.00	\$8,546.00	\$8,609.00	\$9,055.00	\$50,556.00
FESTIVAL DECORATION EXPENSES	節日裝飾	\$67.00	\$0.00	\$544.00	\$0.00	\$0.00	\$0.00	\$611.00
FURNITURE, FIXTURES & EQUIPMENT	屋苑設備	\$0.00	\$0.00	\$0.00	\$0.00	\$0.00	\$0.00	\$0.00
LEGAL FEE	訴訟費	\$0.00	\$0.00	\$0.00	\$0.00	\$0.00	\$0.00	\$0.00
MAINTENANCE, REPAIR & INSTALLATION	保養維修							
CONCRETE AND SCAFFOLDING	外牆維修及搭棚	\$0.00	\$9,629.00	\$7,929.00	\$11,991.00	\$0.00	\$0.00	\$29,549.00
DRAINAGE, ELECTRICALS & PUMPS	水電保養維修	\$1,622.00	\$0.00	\$800.00	\$2,141.50	\$6,744.00	\$23,090.00	\$34,397.50
SECURITY SYSTEM / SMATV. SYM	保安系統/衛星電視	\$540.00	\$540.00	\$540.00	\$540.00	\$540.00	\$540.00	\$3,240.00
FIRE FIGHTING SYSTEM	消防保養	\$0.00	\$0.00	\$0.00	\$4,200.00	\$0.00	\$0.00	\$4,200.00
LIFTS	升降機	\$6,500.00	\$6,500.00	\$6,500.00	\$6,500.00	\$6,500.00	\$6,500.00	\$39,000.00
MANAGER'S REMUNERATION 4%	管理酬金 4%	\$2,819.77	\$3,124.86	\$3,093.00	\$3,482.32	\$3,240.32	\$3,913.58	\$19,673.85
MAINTENANCE FUND 11%	維修基金 11%	\$7,754.38	\$8,593.36	\$8,505.74	\$9,576.37	\$8,910.87	\$10,762.35	\$54,103.07
PEST CONTROL	殺蟲滅鼠	\$0.00	\$0.00	\$0.00	\$0.00	\$0.00	\$0.00	\$0.00
PRINTING AND STATIONERY	印刷及廣告費	\$0.00	\$0.00	\$202.50	\$0.00	\$0.00	\$0.00	\$202.50
SECURITY GUARD SERVICE CHARGES	保安費	\$42,778.00	\$42,778.00	\$42,778.00	\$42,778.00	\$47,596.00	\$47,596.00	\$266,304.00
SUNDRY EXPENSES	什項支出	\$829.44	\$829.44	\$829.44	\$829.44	\$829.44	\$869.04	\$5,016.24
TELEPHONE	電話費	\$162.00	\$162.00	\$162.00	\$162.00	\$162.00	\$162.00	\$972.00
WATER FEE	水費	\$0.00	\$0.00	\$0.00	\$0.00	\$0.00	\$0.00	\$0.00
TOTAL EXPENSES	總支出	<u>\$133,194.71</u>	<u>\$154,511.71</u>	<u>\$149,447.68</u>	<u>\$161,916.11</u>	<u>\$182,891.71</u>	<u>\$168,935.65</u>	<u>\$950,897.57</u>
SURPLUS / (DEFICIT) FOR THE PERIOD	本期盈餘/(赤字)	\$16,601.29	(\$4,515.71)	\$348.32	(\$12,120.11)	(\$33,095.71)	(\$19,139.65)	(\$51,921.57)
SURPLUS / (DEFICIT) B/F	承上結存	(\$1,619,949.44)	(\$1,603,348.15)	(\$1,607,863.86)	(\$1,607,515.54)	(\$1,619,635.65)	(\$1,652,731.36)	(\$1,619,949.44)
ACCUM.SURPLUS / (DEFICIT) C/F	累積盈餘/(赤字)	<u>(\$1,603,348.15)</u>	<u>(\$1,607,863.86)</u>	<u>(\$1,607,515.54)</u>	<u>(\$1,619,635.65)</u>	<u>(\$1,652,731.36)</u>	<u>(\$1,671,871.01)</u>	<u>(\$1,671,871.01)</u>



		Jan-23 (一月)	Feb-23 (二月)	Mar-23 (三月)	Apr-23 (四月)	May-23 (五月)	Jun-23 (六月)	1-6/2023 TOTAL總計
INCOME:	收入							
MANAGEMENT FEE RECEIVED	管理費收入	\$156,816.00	\$156,816.00	\$156,816.00	\$156,816.00	\$156,816.00	\$156,816.00	\$940,896.00
LESS: SINKING FUND	減: 儲備基金	(\$7,840.80)	(\$7,840.80)	(\$7,840.80)	(\$7,840.80)	(\$7,840.80)	(\$7,840.80)	(\$47,044.80)
LESS: PROVISION FOR BAD DEBT - M.F.	管理費壞賬撥備	\$0.00	\$0.00	\$0.00	\$0.00	\$0.00	\$0.00	\$0.00
ADD: BAD DEBT (M.F.) WRITTEN BACK	收回管理費壞賬	\$0.00	\$0.00	\$0.00	\$0.00	\$0.00	\$0.00	\$0.00
INSURANCE AND OTHER COMPENSATION	保險及其他賠償	\$0.00	\$0.00	\$0.00	\$0.00	\$0.00	\$0.00	\$0.00
LEGAL FEE RECOVERED	訴訟費收入	\$0.00	\$0.00	\$0.00	\$0.00	\$0.00	\$0.00	\$0.00
INTEREST INCOME	利息收入	\$0.00	\$0.00	\$0.00	\$0.00	\$0.00	\$0.00	\$0.00
SUNDRY INCOME	什項收入	\$0.00	\$0.00	\$0.00	\$0.00	\$200.00	\$0.00	\$200.00
		<u>\$148,975.20</u>	<u>\$148,975.20</u>	<u>\$148,975.20</u>	<u>\$148,975.20</u>	<u>\$149,175.20</u>	<u>\$148,975.20</u>	<u>\$894,051.20</u>
EXPENSES:	減: 支出							
APPORTIONMENT OF GARDENS EXPENSES	公共費用之分攤	\$50,823.07	\$63,055.25	\$59,010.90	\$60,254.49	\$87,489.27	\$55,009.68	\$375,642.66
AUDITORS REMUNERATION	核數費	\$0.00	\$0.00	\$0.00	\$0.00	\$0.00	\$0.00	\$0.00
CLEANING EXPENSES	清潔費	\$9,370.00	\$9,370.00	\$9,370.00	\$9,370.00	\$10,027.50	\$10,027.50	\$57,535.00
ELECTRICITY	電費	\$7,473.00	\$6,780.00	\$7,460.00	\$7,057.00	\$7,722.00	\$7,551.00	\$44,043.00
FESTIVAL DECORATION EXPENSES	節日裝飾	\$24.00	\$0.00	\$544.00	\$0.00	\$0.00	\$0.00	\$568.00
FURNITURE, FIXTURES & EQUIPMENT	屋苑設備	\$0.00	\$0.00	\$0.00	\$0.00	\$0.00	\$0.00	\$0.00
LEGAL FEE	訴訟費	\$0.00	\$0.00	\$0.00	\$0.00	\$0.00	\$0.00	\$0.00
MAINTENANCE, REPAIR & INSTALLATION	保養維修							
CONCRETE AND SCAFFOLDING	外牆維修及搭棚	\$0.00	\$8,000.00	\$0.00	\$21,409.00	\$76,512.00	\$3,416.00	\$109,337.00
DRAINAGE, ELECTRICALS & PUMPS	水電保養維修	\$1,402.00	\$0.00	\$3,365.00	\$1,530.86	\$12,600.00	\$10,362.00	\$29,259.86
SECURITY SYSTEM / SMATV. SYM	保安系統/衛星電視	\$540.00	\$540.00	\$540.00	\$540.00	\$540.00	\$540.00	\$3,240.00
FIRE FIGHTING SYSTEM	消防保養	\$0.00	\$0.00	\$0.00	\$1,200.00	\$0.00	\$0.00	\$1,200.00
LIFTS	升降機	\$6,500.00	\$6,500.00	\$6,500.00	\$6,500.00	\$6,500.00	\$6,500.00	\$39,000.00
MANAGER'S REMUNERATION 4%	管理酬金 4%	\$2,754.84	\$2,990.08	\$2,861.74	\$3,646.76	\$6,491.26	\$3,478.22	\$22,222.90
MAINTENANCE FUND 11%	維修基金 11%	\$7,575.82	\$8,222.73	\$7,869.79	\$10,028.58	\$17,850.97	\$9,565.09	\$61,112.98
PEST CONTROL	殺蟲滅鼠	\$0.00	\$0.00	\$0.00	\$0.00	\$0.00	\$0.00	\$0.00
PRINTING AND STATIONERY	印刷及廣告費	\$0.00	\$0.00	\$202.50	\$0.00	\$0.00	\$0.00	\$202.50
SECURITY GUARD SERVICE CHARGES	保安費	\$42,778.00	\$42,778.00	\$42,778.00	\$42,778.00	\$47,596.00	\$47,596.00	\$266,304.00
SUNDRY EXPENSES	什項支出	\$622.08	\$622.08	\$622.08	\$622.08	\$622.08	\$800.88	\$3,911.28
TELEPHONE	電話費	\$162.00	\$162.00	\$162.00	\$162.00	\$162.00	\$162.00	\$972.00
WATER FEE	水費	\$0.00	\$0.00	\$0.00	\$0.00	\$0.00	\$0.00	\$0.00
TOTAL EXPENSES	總支出	<u>\$130,024.81</u>	<u>\$149,020.14</u>	<u>\$141,286.01</u>	<u>\$165,098.77</u>	<u>\$274,113.08</u>	<u>\$155,008.37</u>	<u>\$1,014,551.18</u>
SURPLUS / (DEFICIT) FOR THE PERIOD	本期盈餘/(赤字)	\$18,950.39	(\$44.94)	\$7,689.19	(\$16,123.57)	(\$124,937.88)	(\$6,033.17)	(\$120,499.98)
SURPLUS / (DEFICIT) B/F	承上結存	(\$1,118,309.01)	(\$1,099,358.62)	(\$1,099,403.56)	(\$1,091,714.37)	(\$1,107,837.94)	(\$1,232,775.82)	(\$1,118,309.01)
ACCUM.SURPLUS / (DEFICIT) C/F	累積盈餘/(赤字)	<u>(\$1,099,358.62)</u>	<u>(\$1,099,403.56)</u>	<u>(\$1,091,714.37)</u>	<u>(\$1,107,837.94)</u>	<u>(\$1,232,775.82)</u>	<u>(\$1,238,808.99)</u>	<u>(\$1,238,808.99)</u>




		Jan-23 (一月)	Feb-23 (二月)	Mar-23 (三月)	Apr-23 (四月)	May-23 (五月)	Jun-23 (六月)	1-6/2023 TOTAL總計
INCOME:	收入							
MANAGEMENT FEE RECEIVED	管理費收入	\$157,968.00	\$157,968.00	\$157,968.00	\$157,968.00	\$157,968.00	\$157,968.00	\$947,808.00
LESS: SINKING FUND	減: 儲備基金	(\$7,898.40)	(\$7,898.40)	(\$7,898.40)	(\$7,898.40)	(\$7,898.40)	(\$7,898.40)	(\$47,390.40)
INSURANCE AND OTHER COMPENSATION	保險及其他賠償	\$0.00	\$0.00	\$0.00	\$0.00	\$0.00	\$0.00	\$0.00
LEGAL FEE RECOVERED	訴訟費收入	\$0.00	\$0.00	\$0.00	\$0.00	\$0.00	\$0.00	\$0.00
INTEREST INCOME	利息收入	\$0.00	\$0.00	\$0.00	\$0.00	\$0.00	\$0.00	\$0.00
SUNDRY INCOME	什項收入	\$0.00	\$0.00	\$0.00	\$0.00	\$100.00	\$0.00	\$100.00
		\$150,069.60	\$150,069.60	\$150,069.60	\$150,069.60	\$150,169.60	\$150,069.60	\$900,517.60
EXPENSES:	減: 支出							
APPORTIONMENT OF GARDENS EXPENSES	公共費用之分攤	\$50,823.07	\$63,055.25	\$59,010.90	\$60,254.49	\$87,489.27	\$55,009.68	\$375,642.66
AUDITORS REMUNERATION	核數費	\$0.00	\$0.00	\$0.00	\$0.00	\$0.00	\$0.00	\$0.00
CLEANING EXPENSES	清潔費	\$9,582.27	\$9,370.00	\$9,370.00	\$9,370.00	\$10,027.50	\$10,027.50	\$57,747.27
ELECTRICITY	電費	\$5,653.00	\$6,541.00	\$5,572.00	\$6,143.00	\$6,616.00	\$7,626.00	\$38,151.00
FESTIVAL DECORATION EXPENSES	節日裝飾	\$24.00	\$0.00	\$544.00	\$0.00	\$0.00	\$0.00	\$568.00
FURNITURE, FIXTURES & EQUIPMENT	屋苑設備	\$0.00	\$0.00	\$0.00	\$0.00	\$0.00	\$0.00	\$0.00
LEGAL FEE	訴訟費	\$0.00	\$0.00	\$0.00	\$0.00	\$0.00	\$0.00	\$0.00
MAINTENANCE, REPAIR & INSTALLATION	保養維修							
CONCRETE AND SCAFFOLDING	外牆維修及搭棚	\$0.00	\$0.00	\$44,358.00	\$0.00	\$17,270.00	\$0.00	\$61,628.00
DRAINAGE, ELECTRICALS & PUMPS	水電保養維修	\$1,380.00	\$0.00	\$3,750.00	\$1,341.50	\$9,300.00	\$10,930.00	\$26,701.50
SECURITY SYSTEM / SMATV. SYM	保安系統/衛星電視	\$540.00	\$540.00	\$540.00	\$540.00	\$540.00	\$540.00	\$3,240.00
FIRE FIGHTING SYSTEM	消防保養	\$0.00	\$0.00	\$0.00	\$1,200.00	\$0.00	\$0.00	\$1,200.00
LIFTS	升降機	\$6,500.00	\$6,500.00	\$6,500.00	\$6,500.00	\$6,500.00	\$6,500.00	\$39,000.00
MANAGER'S REMUNERATION 4%	管理酬金 4%	\$2,689.65	\$2,660.52	\$4,575.94	\$2,746.26	\$3,945.34	\$3,367.38	\$19,985.09
MAINTENANCE FUND 11%	維修基金 11%	\$7,396.55	\$7,316.44	\$12,583.84	\$7,552.22	\$10,849.69	\$9,260.30	\$54,959.04
PEST CONTROL	殺蟲滅鼠	\$0.00	\$0.00	\$0.00	\$0.00	\$0.00	\$0.00	\$0.00
PRINTING AND STATIONERY	印刷及廣告費	\$0.00	\$0.00	\$202.50	\$0.00	\$0.00	\$0.00	\$202.50
SECURITY GUARD SERVICE CHARGES	保安費	\$42,778.00	\$42,778.00	\$42,778.00	\$42,778.00	\$47,596.00	\$47,596.00	\$266,304.00
SUNDRY EXPENSES	什項支出	\$622.08	\$622.08	\$622.08	\$622.08	\$622.08	\$803.08	\$3,913.48
TELEPHONE	電話費	\$162.00	\$162.00	\$162.00	\$162.00	\$162.00	\$162.00	\$972.00
WATER FEE	水費	\$0.00	\$0.00	\$0.00	\$0.00	\$0.00	\$0.00	\$0.00
TOTAL EXPENSES	總支出	\$128,150.62	\$139,545.29	\$190,569.26	\$139,209.55	\$200,917.88	\$151,821.94	\$950,214.54
SURPLUS / (DEFICIT) FOR THE PERIOD	本期盈餘/(赤字)	\$21,918.98	\$10,524.31	(\$40,499.66)	\$10,860.05	(\$50,748.28)	(\$1,752.34)	(\$49,696.94)
CONTRIBUTION COLLECTED	已收集資	\$9,349.00	\$6,173.00	\$4,140.00	\$0.00	\$0.00	\$0.00	\$19,662.00
SURPLUS / (DEFICIT) B/F	承上結存	(\$1,423,676.85)	(\$1,392,408.87)	(\$1,375,711.56)	(\$1,412,071.22)	(\$1,401,211.17)	(\$1,451,959.45)	(\$1,423,676.85)
ACCUM.SURPLUS / (DEFICIT) C/F	累積盈餘/(赤字)	(\$1,392,408.87)	(\$1,375,711.56)	(\$1,412,071.22)	(\$1,401,211.17)	(\$1,451,959.45)	(\$1,453,711.79)	(\$1,453,711.79)



		Jan-23 (一月)	Feb-23 (二月)	Mar-23 (三月)	Apr-23 (四月)	May-23 (五月)	Jun-23 (六月)	1-6/2023 TOTAL總計
INCOME:	收入							
MANAGEMENT FEE RECEIVED	管理費收入	\$160,160.00	\$160,160.00	\$160,160.00	\$160,160.00	\$160,160.00	\$160,160.00	\$960,960.00
LESS: SINKING FUND	減: 儲備基金	(\$8,008.00)	(\$8,008.00)	(\$8,008.00)	(\$8,008.00)	(\$8,008.00)	(\$8,008.00)	(\$48,048.00)
LESS: PROVISION FOR BAD DEBT - M.F.	管理費壞賬撥備	\$0.00	\$0.00	\$0.00	\$0.00	\$0.00	\$0.00	\$0.00
ADD: BAD DEBT (M.F.)WRITTEN BACK	收回管理費壞賬	\$0.00	\$0.00	\$0.00	\$0.00	\$0.00	\$0.00	\$0.00
INSURANCE AND OTHER COMPENSATION	保險及其他賠償	\$0.00	\$0.00	\$0.00	\$0.00	\$0.00	\$0.00	\$0.00
LEGAL FEE RECOVERED	訴訟費收入	\$0.00	\$0.00	\$0.00	\$0.00	\$0.00	\$0.00	\$0.00
INTEREST INCOME	利息收入	\$0.00	\$0.00	\$0.00	\$0.00	\$0.00	\$0.00	\$0.00
SUNDRY INCOME	什項收入	\$0.00	\$0.00	\$0.00	\$0.00	\$100.00	\$0.00	\$100.00
		<u>\$152,152.00</u>	<u>\$152,152.00</u>	<u>\$152,152.00</u>	<u>\$152,152.00</u>	<u>\$152,252.00</u>	<u>\$152,152.00</u>	<u>\$913,012.00</u>
EXPENSES:	減: 支出							
APPORTIONMENT OF GARDENS EXPENSES	公共費用之分攤	\$63,709.83	\$79,043.61	\$73,973.78	\$75,532.70	\$109,673.16	\$68,958.00	\$470,891.08
AUDITORS REMUNERATION	核數費	\$0.00	\$0.00	\$0.00	\$0.00	\$0.00	\$0.00	\$0.00
CLEANING EXPENSES	清潔費	\$9,658.09	\$9,370.00	\$9,370.00	\$9,370.00	\$10,027.50	\$10,027.50	\$57,823.09
ELECTRICITY	電費	\$9,583.16	\$11,148.00	\$9,341.68	\$10,070.00	\$11,136.31	\$11,866.42	\$63,145.57
FESTIVAL DECORATION EXPENSES	節日裝飾	\$32.00	\$0.00	\$544.00	\$0.00	\$0.00	\$0.00	\$576.00
FURNITURE, FIXTURES & EQUIPMENT	屋苑設備	\$0.00	\$0.00	\$0.00	\$0.00	\$0.00	\$0.00	\$0.00
LEGAL FEE	訴訟費	\$0.00	\$0.00	\$0.00	\$0.00	\$0.00	\$0.00	\$0.00
MAINTENANCE, REPAIR & INSTALLATION	保養維修							
CONCRETE AND SCAFFOLDING	外牆維修及搭棚	\$0.00	\$0.00	\$20,700.00	\$6,000.00	\$12,901.00	\$2,010.00	\$41,611.00
DRAINAGE, ELECTRICALS & PUMPS	水電保養維修	\$1,840.00	\$0.00	\$4,100.00	\$1,591.50	\$17,974.00	\$5,145.00	\$30,650.50
SECURITY SYSTEM / SMATV. SYM	保安系統/衛星電視	\$540.00	\$540.00	\$540.00	\$540.00	\$540.00	\$540.00	\$3,240.00
FIRE FIGHTING SYSTEM	消防保養	\$0.00	\$0.00	\$0.00	\$1,200.00	\$0.00	\$0.00	\$1,200.00
LIFTS	升降機	\$6,500.00	\$6,500.00	\$6,500.00	\$6,500.00	\$6,500.00	\$6,500.00	\$39,000.00
MANAGER'S REMUNERATION 4%	管理酬金 4%	\$2,884.28	\$2,860.47	\$3,810.08	\$3,569.01	\$4,314.02	\$3,396.80	\$20,834.66
MAINTENANCE FUND 11%	維修基金 11%	\$7,931.77	\$7,866.29	\$10,477.71	\$9,814.78	\$11,863.56	\$9,341.21	\$57,295.32
PEST CONTROL	殺蟲滅鼠	\$0.00	\$0.00	\$0.00	\$0.00	\$0.00	\$0.00	\$0.00
PRINTING AND STATIONERY	印刷及廣告費	\$0.00	\$0.00	\$202.50	\$0.00	\$0.00	\$0.00	\$202.50
SECURITY GUARD SERVICE CHARGES	保安費	\$42,778.00	\$42,778.00	\$42,778.00	\$42,778.00	\$47,596.00	\$47,596.00	\$266,304.00
SUNDRY EXPENSES	什項支出	\$1,013.76	\$1,013.76	\$1,013.76	\$11,013.76	\$1,013.76	\$1,073.16	\$16,141.96
TELEPHONE	電話費	\$162.00	\$162.00	\$162.00	\$162.00	\$162.00	\$162.00	\$972.00
WATER FEE	水費	\$0.00	\$0.00	\$0.00	\$0.00	\$0.00	\$0.00	\$0.00
TOTAL EXPENSES	總支出	<u>\$146,632.89</u>	<u>\$161,282.13</u>	<u>\$183,513.51</u>	<u>\$178,141.75</u>	<u>\$233,701.31</u>	<u>\$166,616.09</u>	<u>\$1,069,887.68</u>
SURPLUS / (DEFICIT) FOR THE PERIOD	本期盈餘/(赤字)	\$5,519.11	(\$9,130.13)	(\$31,361.51)	(\$25,989.75)	(\$81,449.31)	(\$14,464.09)	(\$156,875.68)
SURPLUS / (DEFICIT) B/F	承上結存	(\$963,877.56)	(\$958,358.45)	(\$967,488.58)	(\$998,850.09)	(\$1,024,839.84)	(\$1,106,289.15)	(\$963,877.56)
ACCUM.SURPLUS / (DEFICIT) C/F	累積盈餘/(赤字)	<u>(\$958,358.45)</u>	<u>(\$967,488.58)</u>	<u>(\$998,850.09)</u>	<u>(\$1,024,839.84)</u>	<u>(\$1,106,289.15)</u>	<u>(\$1,120,753.24)</u>	<u>(\$1,120,753.24)</u>



		Jan-23 (一月)	Feb-23 (二月)	Mar-23 (三月)	Apr-23 (四月)	May-23 (五月)	Jun-23 (六月)	1-6/2023 TOTAL總計
INCOME:	收入							
MANAGEMENT FEE RECEIVED	管理費收入	\$160,160.00	\$160,160.00	\$160,160.00	\$160,160.00	\$160,160.00	\$160,160.00	\$960,960.00
LESS: SINKING FUND	減: 儲備基金	(\$8,008.00)	(\$8,008.00)	(\$8,008.00)	(\$8,008.00)	(\$8,008.00)	(\$8,008.00)	(\$48,048.00)
LESS: PROVISION FOR BAD DEBT - M.F.	管理費壞賬撥備	\$0.00	\$0.00	\$0.00	\$0.00	\$0.00	\$0.00	\$0.00
ADD: BAD DEBT (M.F.) WRITTEN BACK	收回管理費壞賬	\$0.00	\$0.00	\$0.00	\$0.00	\$0.00	\$127,573.00	\$127,573.00
TELECOM STATION INCOME	電訊台收入	\$15,000.00	\$15,000.00	\$15,000.00	\$15,000.00	\$15,000.00	\$15,000.00	\$90,000.00
LESS: PROPERTY TAX OF TELECOM	減: 電訊物業稅	\$0.00	\$0.00	\$0.00	\$0.00	\$0.00	\$0.00	\$0.00
INSURANCE AND OTHER COMPENSATION	保險及其他賠償	\$0.00	\$0.00	\$0.00	\$0.00	\$0.00	\$0.00	\$0.00
LEGAL FEE RECOVERED	訴訟費收入	\$0.00	\$0.00	\$0.00	\$0.00	\$0.00	\$0.00	\$0.00
INTEREST INCOME	利息收入	\$0.00	\$0.00	\$0.00	\$0.00	\$0.00	\$0.00	\$0.00
SUNDRY INCOME	什項收入	\$0.00	\$0.00	\$0.00	\$0.00	\$0.00	\$0.00	\$0.00
		\$167,152.00	\$167,152.00	\$167,152.00	\$167,152.00	\$167,152.00	\$294,725.00	\$1,130,485.00
EXPENSES:	減: 支出							
APPORTIONMENT OF GARDENS EXPENSES	公共費用之分攤	\$63,709.83	\$79,043.61	\$73,973.78	\$75,532.70	\$109,673.16	\$68,958.00	\$470,891.08
AUDITORS REMUNERATION	核數費	\$0.00	\$0.00	\$0.00	\$0.00	\$0.00	\$0.00	\$0.00
CLEANING EXPENSES	清潔費	\$9,560.03	\$9,370.00	\$9,370.00	\$9,370.00	\$10,027.50	\$10,027.50	\$57,725.03
ELECTRICITY	電費	\$9,372.00	\$10,566.00	\$8,942.00	\$9,492.00	\$10,243.00	\$10,849.00	\$59,464.00
FESTIVAL DECORATION EXPENSES	節日裝飾	\$16.00	\$0.00	\$544.00	\$0.00	\$0.00	\$0.00	\$560.00
FURNITURE, FIXTURES & EQUIPMENT	屋苑設備	\$0.00	\$0.00	\$0.00	\$0.00	\$0.00	\$0.00	\$0.00
GOVERNMENT RATES	差餉	\$1,350.00	\$0.00	\$0.00	\$1,350.00	\$0.00	\$0.00	\$2,700.00
LEGAL FEE	訴訟費	\$0.00	\$0.00	\$0.00	\$0.00	\$0.00	\$0.00	\$0.00
MAINTENANCE, REPAIR & INSTALLATION	保養維修							
CONCRETE AND SCAFFOLDING	外牆維修及搭棚	\$0.00	\$14,600.00	\$21,154.00	\$16,096.00	\$49,847.00	\$0.00	\$101,697.00
DRAINAGE, ELECTRICALS & PUMPS	水電保養維修	\$1,905.00	\$28.00	\$4,120.00	\$8,591.50	\$17,735.00	\$3,782.00	\$36,161.50
SECURITY SYSTEM / SMATV. SYM	保安系統/衛星電視	\$540.00	\$540.00	\$540.00	\$540.00	\$540.00	\$540.00	\$3,240.00
FIRE FIGHTING SYSTEM	消防保養	\$2,400.00	\$0.00	\$0.00	\$4,100.00	\$0.00	\$0.00	\$6,500.00
LIFTS	升降機	\$6,500.00	\$6,500.00	\$6,500.00	\$6,500.00	\$6,500.00	\$6,500.00	\$39,000.00
MANAGER'S REMUNERATION 4%	管理酬金 4%	\$3,023.79	\$3,422.31	\$3,813.05	\$3,999.73	\$5,746.57	\$3,220.66	\$23,226.11
MAINTENANCE FUND 11%	維修基金 11%	\$8,315.41	\$9,411.35	\$10,485.89	\$10,999.26	\$15,803.07	\$8,856.81	\$63,871.79
PEST CONTROL	殺蟲滅鼠	\$0.00	\$0.00	\$0.00	\$0.00	\$0.00	\$0.00	\$0.00
PRINTING AND STATIONERY	印刷及廣告費	\$0.00	\$0.00	\$202.50	\$0.00	\$0.00	\$0.00	\$202.50
SECURITY GUARD SERVICE CHARGES	保安費	\$42,778.00	\$42,778.00	\$42,778.00	\$42,778.00	\$47,596.00	\$47,596.00	\$266,304.00
SUNDRY EXPENSES	什項支出	\$1,013.76	\$1,013.76	\$1,013.76	\$1,013.76	\$1,013.76	\$1,059.96	\$6,128.76
TELEPHONE	電話費	\$159.87	\$162.00	\$162.00	\$162.00	\$162.00	\$162.00	\$969.87
WATER FEE	水費	\$0.00	\$0.00	\$0.00	\$0.00	\$0.00	\$0.00	\$0.00
TOTAL EXPENSES	總支出	\$150,643.69	\$177,435.03	\$183,598.98	\$190,524.95	\$274,887.06	\$161,551.93	\$1,138,641.64
SURPLUS / (DEFICIT) FOR THE PERIOD	本期盈餘/(赤字)	\$16,508.31	(\$10,283.03)	(\$16,446.98)	(\$23,372.95)	(\$107,735.06)	\$133,173.07	(\$8,156.64)
CONTRIBUTION COLLECTED	已收集資	\$6,069.00	\$3,468.00	\$867.00	\$867.00	\$0.00	\$0.00	\$11,271.00
SURPLUS / (DEFICIT) B/F	承上結存	(\$1,458,382.79)	(\$1,435,805.48)	(\$1,442,620.51)	(\$1,458,200.49)	(\$1,480,706.44)	(\$1,588,441.50)	(\$1,458,382.79)
ACCUM.SURPLUS / (DEFICIT) C/F	累積盈餘/(赤字)	(\$1,435,805.48)	(\$1,442,620.51)	(\$1,458,200.49)	(\$1,480,706.44)	(\$1,588,441.50)	(\$1,455,268.43)	(\$1,455,268.43)



C-642565

T.L.60

HONG KONG GARDENS - BLOCK 7

豪景花園第七座

STATEMENT OF COMPREHENSIVE INCOME

收支報告表

(FORMERLY KNOWN AS INCOME & EXPENDITURE ACCOUNT)

		Jan-23 (一月)	Feb-23 (二月)	Mar-23 (三月)	Apr-23 (四月)	May-23 (五月)	Jun-23 (六月)	1-6/2023 TOTAL總計
INCOME:	收入							
MANAGEMENT FEE RECEIVED	管理費收入	\$192,984.00	\$192,984.00	\$192,984.00	\$192,984.00	\$192,984.00	\$192,984.00	\$1,157,904.00
LESS: SINKING FUND	減: 儲備基金	(\$9,649.20)	(\$9,649.20)	(\$9,649.20)	(\$9,649.20)	(\$9,649.20)	(\$9,649.20)	(\$57,895.20)
INSURANCE AND OTHER COMPENSATION	保險及其他賠償	\$0.00	\$0.00	\$0.00	\$0.00	\$0.00	\$0.00	\$0.00
LEGAL FEE RECOVERED	訴訟費收入	\$0.00	\$0.00	\$0.00	\$0.00	\$0.00	\$0.00	\$0.00
INTEREST INCOME	利息收入	\$0.00	\$0.00	\$0.00	\$0.00	\$0.00	\$0.00	\$0.00
SUNDRY INCOME	什項收入	\$0.00	\$0.00	\$0.00	\$0.00	\$0.00	\$0.00	\$0.00
		<u>\$183,334.80</u>	<u>\$183,334.80</u>	<u>\$183,334.80</u>	<u>\$183,334.80</u>	<u>\$183,334.80</u>	<u>\$183,334.80</u>	<u>\$1,100,008.80</u>
EXPENSES:	減: 支出							
APPORTIONMENT OF GARDENS EXPENSES	公共費用之分攤	\$86,008.27	\$106,708.88	\$99,864.61	\$101,969.14	\$148,058.76	\$93,093.30	\$635,702.96
AUDITORS REMUNERATION	核數費	\$0.00	\$0.00	\$0.00	\$0.00	\$0.00	\$0.00	\$0.00
CLEANING EXPENSES	清潔費	\$10,060.84	\$9,370.00	\$9,370.00	\$9,370.00	\$10,027.50	\$10,027.50	\$58,225.84
ELECTRICITY	電費	\$9,360.00	\$11,099.00	\$9,127.00	\$9,807.00	\$10,815.00	\$12,265.00	\$62,473.00
FESTIVAL DECORATION EXPENSES	節日裝飾	\$35.00	\$0.00	\$544.00	\$0.00	\$0.00	\$0.00	\$579.00
FURNITURE, FIXTURES & EQUIPMENT	屋苑設備	\$0.00	\$0.00	\$0.00	\$0.00	\$0.00	\$0.00	\$0.00
LEGAL FEE	訴訟費	\$0.00	\$0.00	\$0.00	\$0.00	\$0.00	\$0.00	\$0.00
MAINTENANCE, REPAIR & INSTALLATION	保養維修							
CONCRETE AND SCAFFOLDING	外牆維修及搭棚	\$0.00	\$5,941.00	\$0.00	\$0.00	\$0.00	\$7,680.00	\$13,621.00
DRAINAGE, ELECTRICALS & PUMPS	水電保養維修	\$1,840.00	\$35.00	\$3,640.00	\$1,000.00	\$7,676.80	\$628.71	\$14,820.51
SECURITY SYSTEM / SMATV. SYM	保安系統/衛星電視	\$540.00	\$540.00	\$540.00	\$540.00	\$540.00	\$540.00	\$3,240.00
FIRE FIGHTING SYSTEM	消防保養	\$0.00	\$0.00	\$0.00	\$1,200.00	\$0.00	\$0.00	\$1,200.00
LIFTS	升降機	\$9,060.00	\$9,060.00	\$9,060.00	\$9,060.00	\$9,060.00	\$9,060.00	\$54,360.00
MANAGER'S REMUNERATION 4%	管理酬金 4%	\$2,988.45	\$3,189.81	\$3,039.25	\$2,989.79	\$3,465.50	\$3,548.78	\$19,221.58
MAINTENANCE FUND 11%	維修基金 11%	\$8,218.23	\$8,771.99	\$8,357.95	\$8,221.93	\$9,530.14	\$9,759.15	\$52,859.39
PEST CONTROL	殺蟲滅鼠	\$0.00	\$0.00	\$0.00	\$0.00	\$0.00	\$0.00	\$0.00
PRINTING AND STATIONERY	印刷及廣告費	\$115.00	\$0.00	\$0.00	\$0.00	\$0.00	\$0.00	\$115.00
SECURITY GUARD SERVICE CHARGES	保安費	\$42,778.00	\$42,778.00	\$42,778.00	\$42,778.00	\$47,596.00	\$47,596.00	\$266,304.00
SUNDRY EXPENSES	什項支出	\$760.32	\$760.32	\$760.32	\$760.32	\$760.32	\$760.32	\$4,561.92
TELEPHONE	電話費	\$162.00	\$162.00	\$162.00	\$162.00	\$162.00	\$162.00	\$972.00
WATER FEE	水費	\$0.00	\$0.00	\$0.00	\$67.50	\$0.00	\$0.00	\$67.50
TOTAL EXPENSES	總支出	<u>\$171,926.11</u>	<u>\$198,416.00</u>	<u>\$187,243.13</u>	<u>\$187,925.68</u>	<u>\$247,692.02</u>	<u>\$195,120.76</u>	<u>\$1,188,323.70</u>
SURPLUS / (DEFICIT) FOR THE PERIOD	本期盈餘/(赤字)	\$11,408.69	(\$15,081.20)	(\$3,908.33)	(\$4,590.88)	(\$64,357.22)	(\$11,785.96)	(\$88,314.90)
SURPLUS / (DEFICIT) B/F	承上結存	(\$465,511.12)	(\$454,102.43)	(\$469,183.63)	(\$473,091.96)	(\$477,682.84)	(\$542,040.06)	(\$465,511.12)
ACCUM.SURPLUS / (DEFICIT) C/F	累積盈餘/(赤字)	<u>(\$454,102.43)</u>	<u>(\$469,183.63)</u>	<u>(\$473,091.96)</u>	<u>(\$477,682.84)</u>	<u>(\$542,040.06)</u>	<u>(\$553,826.02)</u>	<u>(\$553,826.02)</u>



HONG KONG GARDENS - BLOCK 8 豪景花園第八座
 STATEMENT OF COMPREHENSIVE INCOME 收支報告表
 (FORMERLY KNOWN AS INCOME & EXPENDITURE ACCOUNT)

		Jan-23 (一月)	Feb-23 (二月)	Mar-23 (三月)	Apr-23 (四月)	May-23 (五月)	Jun-23 (六月)	1-6/2023 TOTAL總計
INCOME:	收入							
MANAGEMENT FEE RECEIVED	管理費收入	\$206,580.00	\$206,580.00	\$206,580.00	\$206,580.00	\$206,580.00	\$206,580.00	\$1,239,480.00
LESS: SINKING FUND	減: 儲備基金	(\$10,329.00)	(\$10,329.00)	(\$10,329.00)	(\$10,329.00)	(\$10,329.00)	(\$10,329.00)	(\$61,974.00)
INSURANCE AND OTHER COMPENSATION	保險及其他賠償	\$0.00	\$0.00	\$0.00	\$0.00	\$0.00	\$0.00	\$0.00
LEGAL FEE RECOVERED	訴訟費收入	\$0.00	\$0.00	\$0.00	\$0.00	\$0.00	\$0.00	\$0.00
INTEREST INCOME	利息收入	\$0.00	\$0.00	\$0.00	\$0.00	\$0.00	\$0.00	\$0.00
SUNDRY INCOME	什項收入	\$0.00	\$0.00	\$0.00	\$0.00	\$0.00	\$0.00	\$0.00
		<u>\$196,251.00</u>	<u>\$196,251.00</u>	<u>\$196,251.00</u>	<u>\$196,251.00</u>	<u>\$196,251.00</u>	<u>\$196,251.00</u>	<u>\$1,177,506.00</u>
EXPENSES:	減: 支出							
APPORTIONMENT OF GARDENS EXPENSES	公共費用之分攤	\$86,008.27	\$106,708.88	\$99,864.61	\$101,969.14	\$148,058.76	\$93,093.30	\$635,702.96
AUDITORS REMUNERATION	核數費	\$0.00	\$0.00	\$0.00	\$0.00	\$0.00	\$0.00	\$0.00
CLEANING EXPENSES	清潔費	\$9,612.23	\$9,370.00	\$9,370.00	\$9,370.00	\$10,027.50	\$10,027.50	\$57,777.23
ELECTRICITY	電費	\$9,962.00	\$11,517.00	\$9,763.00	\$10,572.00	\$11,334.00	\$12,111.00	\$65,259.00
FESTIVAL DECORATION EXPENSES	節日裝飾	\$0.00	\$0.00	\$544.00	\$0.00	\$0.00	\$0.00	\$544.00
FURNITURE, FIXTURES & EQUIPMENT	屋苑設備	\$0.00	\$0.00	\$0.00	\$0.00	\$0.00	\$0.00	\$0.00
LEGAL FEE	訴訟費	\$0.00	\$0.00	\$0.00	\$0.00	\$0.00	\$0.00	\$0.00
MAINTENANCE, REPAIR & INSTALLATION	保養維修							
CONCRETE AND SCAFFOLDING	外牆維修及搭棚	\$0.00	\$9,970.00	\$0.00	\$0.00	\$4,810.00	\$2,010.00	\$16,790.00
DRAINAGE, ELECTRICALS & PUMPS	水電保養維修	\$2,075.00	\$15.00	\$3,990.00	\$1,000.00	\$6,722.00	\$538.71	\$14,340.71
SECURITY SYSTEM / SMATV. SYM	保安系統/衛星電視	\$540.00	\$540.00	\$1,740.00	\$540.00	\$540.00	\$540.00	\$4,440.00
FIRE FIGHTING SYSTEM	消防保養	\$0.00	\$0.00	\$0.00	\$1,200.00	\$0.00	\$0.00	\$1,200.00
LIFTS	升降機	\$9,060.00	\$9,060.00	\$9,060.00	\$9,060.00	\$9,060.00	\$9,060.00	\$54,360.00
MANAGER'S REMUNERATION 4%	管理酬金 4%	\$2,997.98	\$3,366.89	\$3,126.69	\$3,018.52	\$3,640.47	\$3,312.22	\$19,462.77
MAINTENANCE FUND 11%	維修基金 11%	\$8,244.45	\$9,258.96	\$8,598.41	\$8,300.92	\$10,011.30	\$9,108.61	\$53,522.65
PEST CONTROL	殺蟲滅鼠	\$0.00	\$0.00	\$0.00	\$0.00	\$0.00	\$0.00	\$0.00
PRINTING AND STATIONERY	印刷及廣告費	\$0.00	\$0.00	\$0.00	\$0.00	\$0.00	\$0.00	\$0.00
SECURITY GUARD SERVICE CHARGES	保安費	\$42,778.00	\$42,778.00	\$42,778.00	\$42,778.00	\$47,596.00	\$47,596.00	\$266,304.00
SUNDRY EXPENSES	什項支出	\$760.32	\$760.32	\$760.32	\$760.32	\$760.32	\$760.32	\$4,561.92
TELEPHONE	電話費	\$162.00	\$162.00	\$162.00	\$162.00	\$162.00	\$162.00	\$972.00
WATER FEE	水費	\$0.00	\$0.00	\$0.00	\$20.60	\$0.00	\$0.00	\$20.60
TOTAL EXPENSES	總支出	<u>\$172,200.25</u>	<u>\$203,507.05</u>	<u>\$189,757.03</u>	<u>\$188,751.50</u>	<u>\$252,722.35</u>	<u>\$188,319.66</u>	<u>\$1,195,257.84</u>
SURPLUS / (DEFICIT) FOR THE PERIOD	本期盈餘/(赤字)	\$24,050.75	(\$7,256.05)	\$6,493.97	\$7,499.50	(\$56,471.35)	\$7,931.34	(\$17,751.84)
SURPLUS / (DEFICIT) B/F	承上結存	(\$609,174.71)	(\$585,123.96)	(\$592,380.01)	(\$585,886.04)	(\$578,386.54)	(\$634,857.89)	(\$609,174.71)
ACCUM.SURPLUS / (DEFICIT) C/F	累積盈餘/(赤字)	<u>(\$585,123.96)</u>	<u>(\$592,380.01)</u>	<u>(\$585,886.04)</u>	<u>(\$578,386.54)</u>	<u>(\$634,857.89)</u>	<u>(\$626,926.55)</u>	<u>(\$626,926.55)</u>



HONG KONG GARDENS - BLOCK 9
STATEMENT OF COMPREHENSIVE INCOME
(FORMERLY KNOWN AS INCOME & EXPENDITURE ACCOUNT)

豪景花園第九座
收支報告表

		Jan-23 (一月)	Feb-23 (二月)	Mar-23 (三月)	Apr-23 (四月)	May-23 (五月)	Jun-23 (六月)	1-6/2023 TOTAL總計
INCOME:	收入							
MANAGEMENT FEE RECEIVED	管理費收入	\$210,496.00	\$210,496.00	\$210,496.00	\$210,496.00	\$210,496.00	\$210,496.00	\$1,262,976.00
LESS: SINKING FUND	減: 儲備基金	(\$10,524.80)	(\$10,524.80)	(\$10,524.80)	(\$10,524.80)	(\$10,524.80)	(\$10,524.80)	(\$63,148.80)
INSURANCE AND OTHER COMPENSATION	保險及其他賠償	\$0.00	\$0.00	\$0.00	\$0.00	\$0.00	\$0.00	\$0.00
LEGAL FEE RECOVERED	訴訟費收入	\$0.00	\$0.00	\$0.00	\$0.00	\$0.00	\$0.00	\$0.00
INTEREST INCOME	利息收入	\$0.00	\$0.00	\$0.00	\$0.00	\$0.00	\$0.00	\$0.00
SUNDRY INCOME	什項收入	\$0.00	\$0.00	\$0.00	\$0.00	\$0.00	\$0.00	\$0.00
		<u>\$199,971.20</u>	<u>\$199,971.20</u>	<u>\$199,971.20</u>	<u>\$199,971.20</u>	<u>\$199,971.20</u>	<u>\$199,971.20</u>	<u>\$1,199,827.20</u>
EXPENSES:	減: 支出							
APPORTIONMENT OF GARDENS EXPENSES	公共費用之分攤	\$86,008.27	\$106,708.88	\$99,864.61	\$101,969.14	\$148,058.76	\$93,093.30	\$635,702.96
AUDITORS REMUNERATION	核數費	\$0.00	\$0.00	\$0.00	\$0.00	\$0.00	\$0.00	\$0.00
CLEANING EXPENSES	清潔費	\$9,792.19	\$9,370.00	\$9,370.00	\$9,370.00	\$10,027.50	\$10,027.50	\$57,957.19
ELECTRICITY	電費	\$10,357.00	\$11,859.00	\$9,875.00	\$10,812.00	\$11,819.00	\$13,027.00	\$67,749.00
FESTIVAL DECORATION EXPENSES	節日裝飾	\$35.00	\$0.00	\$544.00	\$0.00	\$0.00	\$0.00	\$579.00
FURNITURE, FIXTURES & EQUIPMENT	屋苑設備	\$0.00	\$0.00	\$0.00	\$0.00	\$0.00	\$0.00	\$0.00
MAINTENANCE, REPAIR & INSTALLATION	保養維修							
CONCRETE AND SCAFFOLDING	外牆維修及搭棚	\$0.00	\$5,000.00	\$0.00	\$25,790.00	\$2,800.00	\$0.00	\$33,590.00
DRAINAGE, ELECTRICALS & PUMPS	水電保養維修	\$1,883.00	\$0.00	\$5,455.00	\$1,000.00	\$8,018.50	\$8,311.71	\$24,668.21
SECURITY SYSTEM / SMATV. SYM	保安系統/衛星電視	\$540.00	\$540.00	\$540.00	\$540.00	\$540.00	\$540.00	\$3,240.00
FIRE FIGHTING SYSTEM	消防保養	\$0.00	\$0.00	\$0.00	\$1,200.00	\$0.00	\$0.00	\$1,200.00
LIFTS	升降機	\$9,060.00	\$9,060.00	\$9,060.00	\$9,060.00	\$9,060.00	\$9,060.00	\$54,360.00
MANAGER'S REMUNERATION 4%	管理酬金 4%	\$3,015.07	\$3,181.17	\$3,141.77	\$4,062.06	\$3,633.09	\$3,595.86	\$20,629.02
MAINTENANCE FUND 11%	維修基金 11%	\$8,291.44	\$8,748.23	\$8,639.88	\$11,170.68	\$9,991.01	\$9,888.61	\$56,729.85
PEST CONTROL	殺蟲滅鼠	\$0.00	\$0.00	\$0.00	\$0.00	\$0.00	\$0.00	\$0.00
PRINTING AND STATIONERY	印刷及廣告費	\$0.00	\$0.00	\$0.00	\$0.00	\$0.00	\$0.00	\$0.00
SECURITY GUARD SERVICE CHARGES	保安費	\$42,778.00	\$42,778.00	\$42,778.00	\$42,778.00	\$47,596.00	\$47,596.00	\$266,304.00
SUNDRY EXPENSES	什項支出	\$760.32	\$760.32	\$760.32	\$785.32	\$804.32	\$1,172.22	\$5,042.82
TELEPHONE	電話費	\$171.19	\$162.00	\$162.00	\$162.00	\$162.00	\$162.00	\$981.19
WATER FEE	水費	\$0.00	\$0.00	\$0.00	\$54.30	\$0.00	\$0.00	\$54.30
TOTAL EXPENSES	總支出	<u>\$172,691.48</u>	<u>\$198,167.60</u>	<u>\$190,190.58</u>	<u>\$218,753.50</u>	<u>\$252,510.18</u>	<u>\$196,474.20</u>	<u>\$1,228,787.54</u>
SURPLUS / (DEFICIT) FOR THE PERIOD	本期盈餘/(赤字)	\$27,279.72	\$1,803.60	\$9,780.62	(\$18,782.30)	(\$52,538.98)	\$3,497.00	(\$28,960.34)
CONTRIBUTION COLLECTED	已收集資	\$0.00	\$0.00	\$0.00	\$65,440.00	\$241,340.00	\$43,820.00	\$350,600.00
SURPLUS / (DEFICIT) B/F	承上結存	(\$341,297.86)	(\$314,018.14)	(\$312,214.54)	(\$302,433.92)	(\$255,776.22)	(\$66,975.20)	(\$341,297.86)
ACCUM.SURPLUS / (DEFICIT) C/F	累積盈餘/(赤字)	<u>(\$314,018.14)</u>	<u>(\$312,214.54)</u>	<u>(\$302,433.92)</u>	<u>(\$255,776.22)</u>	<u>(\$66,975.20)</u>	<u>(\$19,658.20)</u>	<u>(\$19,658.20)</u>



		Jan-23 (一月)	Feb-23 (二月)	Mar-23 (三月)	Apr-23 (四月)	May-23 (五月)	Jun-23 (六月)	1-6/2023 TOTAL總計
INCOME:	收入							
MANAGEMENT FEE RECEIVED	管理費收入	\$189,200.00	\$189,200.00	\$189,200.00	\$189,200.00	\$189,200.00	\$189,200.00	\$1,135,200.00
LESS: SINKING FUND	減: 儲備基金	(\$9,460.00)	(\$9,460.00)	(\$9,460.00)	(\$9,460.00)	(\$9,460.00)	(\$9,460.00)	(\$56,760.00)
LESS: PROVISION FOR BAD DEBT - M.F.	管理費壞賬撥備	\$0.00	\$0.00	\$0.00	\$0.00	\$0.00	\$0.00	\$0.00
ADD: BAD DEBT (M.F.) WRITTEN BACK	收回管理費壞賬	\$0.00	\$0.00	\$0.00	\$0.00	\$0.00	\$0.00	\$0.00
INSURANCE AND OTHER COMPENSATION	保險及其他賠償	\$0.00	\$0.00	\$0.00	\$0.00	\$0.00	\$752.40	\$752.40
LEGAL FEE RECOVERED	訴訟費收入	\$0.00	\$0.00	\$0.00	\$0.00	\$0.00	\$0.00	\$0.00
INTEREST INCOME	利息收入	\$0.00	\$0.00	\$0.00	\$0.00	\$0.00	\$0.00	\$0.00
SUNDRY INCOME	什項收入	\$0.00	\$0.00	\$100.00	\$0.00	\$0.00	\$200.00	\$300.00
		\$179,740.00	\$179,740.00	\$179,840.00	\$179,740.00	\$179,740.00	\$180,692.40	\$1,079,492.40
EXPENSES:	減: 支出							
APPORTIONMENT OF GARDENS EXPENSES	公共費用之分攤	\$86,008.27	\$106,708.88	\$99,864.61	\$101,969.14	\$148,058.76	\$93,093.30	\$635,702.96
AUDITORS REMUNERATION	核數費	\$0.00	\$0.00	\$0.00	\$0.00	\$0.00	\$0.00	\$0.00
CLEANING EXPENSES	清潔費	\$9,632.89	\$9,370.00	\$9,370.00	\$9,370.00	\$10,027.50	\$10,027.50	\$57,797.89
ELECTRICITY	電費	\$10,297.00	\$12,038.00	\$10,095.00	\$10,613.00	\$11,202.00	\$11,851.00	\$66,096.00
FESTIVAL DECORATION EXPENSES	節日裝飾	\$35.00	\$0.00	\$544.00	\$0.00	\$0.00	\$0.00	\$579.00
FURNITURE, FIXTURES & EQUIPMENT	屋苑設備	\$0.00	\$0.00	\$0.00	\$0.00	\$0.00	\$0.00	\$0.00
LEGAL FEE	訴訟費	\$0.00	\$0.00	\$0.00	\$0.00	\$0.00	\$0.00	\$0.00
MAINTENANCE, REPAIR & INSTALLATION	保養維修							
CONCRETE AND SCAFFOLDING	外牆維修及搭棚	\$0.00	\$0.00	\$18,562.00	\$27,179.00	\$2,800.00	\$7,000.00	\$55,541.00
DRAINAGE, ELECTRICALS & PUMPS	水電保養維修	\$1,875.00	\$3,570.00	\$1,070.00	\$7,156.00	\$6,804.00	\$566.71	\$21,041.71
SECURITY SYSTEM / SMATV. SYM	保安系統/衛星電視	\$540.00	\$540.00	\$540.00	\$540.00	\$540.00	\$540.00	\$3,240.00
FIRE FIGHTING SYSTEM	消防保養	\$0.00	\$0.00	\$0.00	\$1,200.00	\$0.00	\$0.00	\$1,200.00
LIFTS	升降機	\$9,060.00	\$9,060.00	\$9,060.00	\$9,060.00	\$9,060.00	\$9,060.00	\$54,360.00
MANAGER'S REMUNERATION 4%	管理酬金 4%	\$3,006.01	\$3,131.13	\$3,717.65	\$4,357.98	\$3,558.07	\$3,502.54	\$21,273.38
MAINTENANCE FUND 11%	維修基金 11%	\$8,266.53	\$8,610.62	\$10,223.55	\$11,984.46	\$9,784.70	\$9,631.99	\$58,501.85
PEST CONTROL	殺蟲滅鼠	\$0.00	\$0.00	\$0.00	\$0.00	\$0.00	\$0.00	\$0.00
PRINTING AND STATIONERY	印刷及廣告費	\$0.00	\$0.00	\$0.00	\$0.00	\$0.00	\$0.00	\$0.00
SECURITY GUARD SERVICE CHARGES	保安費	\$42,778.00	\$42,778.00	\$42,778.00	\$42,778.00	\$47,596.00	\$47,596.00	\$266,304.00
SUNDRY EXPENSES	什項支出	\$760.32	\$760.32	\$760.32	\$760.32	\$760.32	\$760.32	\$4,561.92
TELEPHONE	電話費	\$172.07	\$162.00	\$162.00	\$162.00	\$162.00	\$162.00	\$982.07
WATER FEE	水費	\$0.00	\$0.00	\$0.00	\$131.30	\$0.00	\$0.00	\$131.30
TOTAL EXPENSES	總支出	\$172,431.09	\$196,728.95	\$206,747.13	\$227,261.20	\$250,353.35	\$193,791.36	\$1,247,313.08
SURPLUS / (DEFICIT) FOR THE PERIOD	本期盈餘/(赤字)	\$7,308.91	(\$16,988.95)	(\$26,907.13)	(\$47,521.20)	(\$70,613.35)	(\$13,098.96)	(\$167,820.68)
SURPLUS / (DEFICIT) B/F	承上結存	(\$336,782.07)	(\$329,473.16)	(\$346,462.11)	(\$373,369.24)	(\$420,890.44)	(\$491,503.79)	(\$336,782.07)
ACCUM.SURPLUS / (DEFICIT) C/F	累積盈餘/(赤字)	(\$329,473.16)	(\$346,462.11)	(\$373,369.24)	(\$420,890.44)	(\$491,503.79)	(\$504,602.75)	(\$504,602.75)



T.L.60 **C-642565**
HONG KONG GARDENS - BLOCK 11 豪景花園第十一座
STATEMENT OF COMPREHENSIVE INCOME 收支報告表
(FORMERLY KNOWN AS INCOME & EXPENDITURE ACCOUNT)

		Jan-23 (一月)	Feb-23 (二月)	Mar-23 (三月)	Apr-23 (四月)	May-23 (五月)	Jun-23 (六月)	1-6/2023 TOTAL總計
INCOME:	收入							
MANAGEMENT FEE RECEIVED	管理費收入	\$192,192.00	\$192,192.00	\$192,192.00	\$192,192.00	\$192,192.00	\$192,192.00	\$1,153,152.00
LESS: SINKING FUND	減: 儲備基金	(\$9,609.60)	(\$9,609.60)	(\$9,609.60)	(\$9,609.60)	(\$9,609.60)	(\$9,609.60)	(\$57,657.60)
INSURANCE AND OTHER COMPENSATION	保險及其他賠償	\$0.00	\$0.00	\$0.00	\$0.00	\$0.00	\$0.00	\$0.00
LEGAL FEE RECOVERED	訴訟費收入	\$0.00	\$0.00	\$0.00	\$0.00	\$0.00	\$0.00	\$0.00
INTEREST INCOME	利息收入	\$0.00	\$0.00	\$0.00	\$0.00	\$0.00	\$0.00	\$0.00
SUNDRY INCOME	什項收入	\$0.00	\$0.00	\$0.00	\$0.00	\$0.00	\$0.00	\$0.00
		<u>\$182,582.40</u>	<u>\$182,582.40</u>	<u>\$182,582.40</u>	<u>\$182,582.40</u>	<u>\$182,582.40</u>	<u>\$182,582.40</u>	<u>\$1,095,494.40</u>
EXPENSES:	減: 支出							
APPORTIONMENT OF GARDENS EXPENSES	公共費用之分攤	\$86,008.27	\$106,708.88	\$99,864.61	\$101,969.14	\$148,058.76	\$93,093.30	\$635,702.96
AUDITORS REMUNERATION	核數費	\$0.00	\$0.00	\$0.00	\$0.00	\$0.00	\$0.00	\$0.00
CLEANING EXPENSES	清潔費	\$9,540.23	\$9,370.00	\$9,370.00	\$9,370.00	\$10,027.50	\$10,027.50	\$57,705.23
ELECTRICITY	電費	\$10,251.00	\$11,882.00	\$9,994.00	\$10,983.00	\$11,891.00	\$13,019.00	\$68,020.00
FESTIVAL DECORATION EXPENSES	節日裝飾	\$35.00	\$0.00	\$544.00	\$0.00	\$0.00	\$0.00	\$579.00
FURNITURE, FIXTURES & EQUIPMENT	屋苑設備	\$0.00	\$0.00	\$0.00	\$0.00	\$0.00	\$0.00	\$0.00
GARDENING EXPENSES	園藝種植	\$0.00	\$0.00	\$0.00	\$0.00	\$0.00	\$0.00	\$0.00
LEGAL FEE	訴訟費	\$0.00	\$0.00	\$0.00	\$0.00	\$0.00	\$0.00	\$0.00
MAINTENANCE, REPAIR & INSTALLATION	保養維修							
CONCRETE AND SCAFFOLDING	外牆維修及搭棚	\$0.00	\$0.00	\$0.00	\$46,406.00	\$0.00	\$0.00	\$46,406.00
DRAINAGE, ELECTRICALS & PUMPS	水電保養維修	\$1,868.00	\$71.00	\$1,055.00	\$1,000.00	\$8,446.00	\$594.71	\$13,034.71
SECURITY SYSTEM / SMATV. SYM	保安系統/衛星電視	\$540.00	\$540.00	\$540.00	\$540.00	\$540.00	\$540.00	\$3,240.00
FIRE FIGHTING SYSTEM	消防保養	\$0.00	\$0.00	\$0.00	\$1,200.00	\$0.00	\$0.00	\$1,200.00
LIFTS	升降機	\$9,060.00	\$9,060.00	\$9,060.00	\$9,060.00	\$9,060.00	\$9,060.00	\$54,360.00
MANAGER'S REMUNERATION 4%	管理酬金 4%	\$3,005.46	\$2,984.93	\$2,970.53	\$4,900.42	\$3,539.31	\$3,270.38	\$20,671.03
MAINTENANCE FUND 11%	維修基金 11%	\$8,265.02	\$8,208.57	\$8,168.97	\$13,476.16	\$9,733.11	\$8,993.55	\$56,845.38
PEST CONTROL	殺蟲滅鼠	\$0.00	\$0.00	\$0.00	\$0.00	\$0.00	\$0.00	\$0.00
PRINTING AND STATIONERY	印刷及廣告費	\$142.00	\$0.00	\$0.00	\$0.00	\$0.00	\$0.00	\$142.00
SECURITY GUARD SERVICE CHARGES	保安費	\$42,778.00	\$42,778.00	\$42,778.00	\$42,778.00	\$47,596.00	\$47,596.00	\$266,304.00
SUNDRY EXPENSES	什項支出	\$760.32	\$760.32	\$760.32	\$760.32	\$760.32	\$760.32	\$4,561.92
TELEPHONE	電話費	\$162.00	\$162.00	\$162.00	\$162.00	\$162.00	\$162.00	\$972.00
WATER FEE	水費	\$0.00	\$0.00	\$0.00	\$251.20	\$0.00	\$0.00	\$251.20
TOTAL EXPENSES	總支出	<u>\$172,415.30</u>	<u>\$192,525.70</u>	<u>\$185,267.43</u>	<u>\$242,856.24</u>	<u>\$249,814.00</u>	<u>\$187,116.76</u>	<u>\$1,229,995.43</u>
SURPLUS / (DEFICIT) FOR THE PERIOD	本期盈餘/(赤字)	\$10,167.10	(\$9,943.30)	(\$2,685.03)	(\$60,273.84)	(\$67,231.60)	(\$4,534.36)	(\$134,501.03)
SURPLUS / (DEFICIT) B/F	承上結存	(\$161,658.45)	(\$151,491.35)	(\$161,434.65)	(\$164,119.68)	(\$224,393.52)	(\$291,625.12)	(\$161,658.45)
ACCUM.SURPLUS / (DEFICIT) C/F	累積盈餘/(赤字)	<u>(\$151,491.35)</u>	<u>(\$161,434.65)</u>	<u>(\$164,119.68)</u>	<u>(\$224,393.52)</u>	<u>(\$291,625.12)</u>	<u>(\$296,159.48)</u>	<u>(\$296,159.48)</u>



		Jan-23 (一月)	Feb-23 (二月)	Mar-23 (三月)	Apr-23 (四月)	May-23 (五月)	Jun-23 (六月)	1-6/2023 TOTAL總計
INCOME:	收入							
MANAGEMENT FEE RECEIVED	管理費收入	\$189,200.00	\$189,200.00	\$189,200.00	\$189,200.00	\$189,200.00	\$189,200.00	\$1,135,200.00
LESS: SINKING FUND	減: 儲備基金	(\$9,460.00)	(\$9,460.00)	(\$9,460.00)	(\$9,460.00)	(\$9,460.00)	(\$9,460.00)	(\$56,760.00)
LESS: PROVISION FOR BAD DEBT - M.F.	管理費壞賬撥備	\$0.00	\$0.00	\$0.00	\$0.00	\$0.00	\$0.00	\$0.00
INSURANCE AND OTHER COMPENSATION	保險及其他賠償	\$0.00	\$0.00	\$0.00	\$0.00	\$0.00	\$7,607.60	\$7,607.60
LEGAL FEE RECOVERED	訴訟費收入	\$0.00	\$0.00	\$0.00	\$0.00	\$0.00	\$0.00	\$0.00
INTEREST INCOME	利息收入	\$0.00	\$0.00	\$0.00	\$0.00	\$0.00	\$0.00	\$0.00
SUNDRY INCOME	什項收入	\$0.00	\$0.00	\$0.00	\$0.00	\$0.00	\$0.00	\$0.00
		<u>\$179,740.00</u>	<u>\$179,740.00</u>	<u>\$179,740.00</u>	<u>\$179,740.00</u>	<u>\$179,740.00</u>	<u>\$187,347.60</u>	<u>\$1,086,047.60</u>
EXPENSES:	減: 支出							
APPORTIONMENT OF GARDENS EXPENSES	公共費用之分攤	\$86,008.27	\$106,708.88	\$99,864.61	\$101,969.14	\$148,058.76	\$93,093.30	\$635,702.96
AUDITORS REMUNERATION	核數費	\$0.00	\$0.00	\$0.00	\$0.00	\$0.00	\$0.00	\$0.00
CLEANING EXPENSES	清潔費	\$9,913.99	\$9,370.00	\$9,370.00	\$9,370.00	\$10,027.50	\$10,027.50	\$58,078.99
GARDENING EXPENSES	園藝種植	\$0.00	\$0.00	\$0.00	\$0.00	\$0.00	\$0.00	\$0.00
ELECTRICITY	電費	\$9,818.05	\$11,698.45	\$9,705.84	\$10,143.96	\$10,765.01	\$11,836.30	\$63,967.61
FESTIVAL DECORATION EXPENSES	節日裝飾	\$0.00	\$0.00	\$544.00	\$0.00	\$0.00	\$0.00	\$544.00
FURNITURE, FIXTURES & EQUIPMENT	屋苑設備	\$0.00	\$0.00	\$0.00	\$0.00	\$0.00	\$0.00	\$0.00
LEGAL FEE	訴訟費	\$0.00	\$0.00	\$0.00	\$0.00	\$0.00	\$0.00	\$0.00
MAINTENANCE, REPAIR & INSTALLATION	保養維修							
CONCRETE AND SCAFFOLDING	外牆維修及搭棚	\$0.00	\$5,066.00	\$8,056.00	\$11,479.00	\$6,400.00	\$0.00	\$31,001.00
DRAINAGE, ELECTRICALS & PUMPS	水電保養維修	\$1,840.00	\$48.00	\$1,040.00	\$1,000.00	\$6,810.00	\$614.71	\$11,352.71
SECURITY SYSTEM / SMATV. SYM	保安系統/衛星電視	\$540.00	\$540.00	\$540.00	\$540.00	\$540.00	\$540.00	\$3,240.00
FIRE FIGHTING SYSTEM	消防保養	\$0.00	\$0.00	\$0.00	\$1,200.00	\$0.00	\$0.00	\$1,200.00
LIFTS	升降機	\$9,060.00	\$9,060.00	\$9,060.00	\$9,060.00	\$9,060.00	\$9,060.00	\$54,360.00
MANAGER'S REMUNERATION 4%	管理酬金 4%	\$2,994.89	\$3,179.31	\$3,280.65	\$3,466.18	\$3,684.83	\$3,224.27	\$19,830.13
MAINTENANCE FUND 11%	維修基金 11%	\$8,235.96	\$8,743.10	\$9,021.78	\$9,531.99	\$10,133.29	\$8,866.75	\$54,532.87
PEST CONTROL	殺蟲滅鼠	\$0.00	\$0.00	\$0.00	\$0.00	\$0.00	\$0.00	\$0.00
PRINTING AND STATIONERY	印刷及廣告費	\$0.00	\$0.00	\$0.00	\$0.00	\$0.00	\$0.00	\$0.00
SECURITY GUARD SERVICE CHARGES	保安費	\$42,778.00	\$42,778.00	\$42,778.00	\$42,778.00	\$47,596.00	\$47,596.00	\$266,304.00
SUNDRY EXPENSES	什項支出	\$760.32	\$760.32	\$760.32	\$760.32	\$760.32	\$770.32	\$4,571.92
TELEPHONE	電話費	\$162.00	\$162.00	\$162.00	\$162.00	\$162.00	\$162.00	\$972.00
WATER FEE	水費	\$0.00	\$0.00	\$0.00	\$161.20	\$0.00	\$0.00	\$161.20
TOTAL EXPENSES	總支出	<u>\$172,111.48</u>	<u>\$198,114.06</u>	<u>\$194,183.20</u>	<u>\$201,621.79</u>	<u>\$253,997.71</u>	<u>\$185,791.15</u>	<u>\$1,205,819.39</u>
SURPLUS / (DEFICIT) FOR THE PERIOD	本期盈餘/(赤字)	\$7,628.52	(\$18,374.06)	(\$14,443.20)	(\$21,881.79)	(\$74,257.71)	\$1,556.45	(\$119,771.79)
SURPLUS / (DEFICIT) B/F	承上結存	(\$311,141.41)	(\$303,512.89)	(\$321,886.95)	(\$336,330.15)	(\$358,211.94)	(\$432,469.65)	(\$311,141.41)
ACCUM.SURPLUS / (DEFICIT) C/F	累積盈餘/(赤字)	<u>(\$303,512.89)</u>	<u>(\$321,886.95)</u>	<u>(\$336,330.15)</u>	<u>(\$358,211.94)</u>	<u>(\$432,469.65)</u>	<u>(\$430,913.20)</u>	<u>(\$430,913.20)</u>



		Jan-23 (一月)	Feb-23 (二月)	Mar-23 (三月)	Apr-23 (四月)	May-23 (五月)	Jun-23 (六月)	1-6/2023 TOTAL總計
INCOME:	收入							
MANAGEMENT FEE RECEIVED	管理費收入	\$132,240.00	\$132,240.00	\$132,240.00	\$132,240.00	\$132,240.00	\$132,240.00	\$793,440.00
LESS: SINKING FUND	減: 儲備基金	(\$6,612.00)	(\$6,612.00)	(\$6,612.00)	(\$6,612.00)	(\$6,612.00)	(\$6,612.00)	(\$39,672.00)
LESS: PROVISION FOR BAD DEBT - M.F.	管理費壞賬撥備	\$0.00	\$0.00	\$0.00	\$0.00	\$0.00	\$0.00	\$0.00
ADD: BAD DEBT (M.F.)WRITTEN BACK	收回管理費壞賬	\$0.00	\$0.00	\$0.00	\$0.00	\$0.00	\$0.00	\$0.00
INSURANCE AND OTHER COMPENSATION	保險及其他賠償	\$0.00	\$0.00	\$0.00	\$0.00	\$0.00	\$0.00	\$0.00
LEGAL FEE RECOVERED	訴訟費收入	\$0.00	\$0.00	\$0.00	\$0.00	\$0.00	\$0.00	\$0.00
INTEREST INCOME	利息收入	\$0.00	\$0.00	\$0.00	\$0.00	\$0.00	\$0.00	\$0.00
SUNDRY INCOME	什項收入	\$0.00	\$0.00	\$0.00	\$0.00	\$0.00	\$0.00	\$0.00
		<u>\$125,628.00</u>	<u>\$125,628.00</u>	<u>\$125,628.00</u>	<u>\$125,628.00</u>	<u>\$125,628.00</u>	<u>\$125,628.00</u>	<u>\$753,768.00</u>
EXPENSES:	減: 支出							
APPORTIONMENT OF GARDENS EXPENSES	公共費用之分攤	\$36,488.36	\$45,270.43	\$42,366.80	\$43,259.64	\$62,812.81	\$39,494.13	\$269,692.17
AUDITORS REMUNERATION	核數費	\$0.00	\$0.00	\$0.00	\$0.00	\$0.00	\$0.00	\$0.00
CLEANING EXPENSES	清潔費	\$10,503.94	\$9,370.00	\$9,370.00	\$9,370.00	\$10,216.50	\$10,027.50	\$58,857.94
ELECTRICITY	電費	\$6,252.00	\$6,447.00	\$6,015.00	\$6,144.00	\$7,219.00	\$7,299.00	\$39,376.00
FESTIVAL DECORATION EXPENSES	節日裝飾	\$0.00	\$0.00	\$544.00	\$0.00	\$0.00	\$0.00	\$544.00
FURNITURE, FIXTURES & EQUIPMENT	屋苑設備	\$0.00	\$0.00	\$0.00	\$0.00	\$0.00	\$0.00	\$0.00
LEGAL FEE	訴訟費	\$0.00	\$0.00	\$0.00	\$0.00	\$0.00	\$0.00	\$0.00
MAINTENANCE, REPAIR & INSTALLATION	保養維修							
CONCRETE AND SCAFFOLDING	外牆維修及搭棚	\$0.00	\$0.00	\$0.00	\$36,296.00	\$0.00	\$0.00	\$36,296.00
DRAINAGE, ELECTRICALS & PUMPS	水電保養維修	\$1,840.00	\$15.00	\$1,070.00	\$2,594.00	\$30.00	\$5,328.00	\$10,877.00
SECURITY SYSTEM / SMATV. SYM	保安系統/衛星電視	\$540.00	\$540.00	\$540.00	\$540.00	\$540.00	\$540.00	\$3,240.00
FIRE FIGHTING SYSTEM	消防保養	\$0.00	\$0.00	\$0.00	\$1,200.00	\$0.00	\$0.00	\$1,200.00
LIFTS	升降機	\$9,060.00	\$9,060.00	\$9,060.00	\$9,060.00	\$9,060.00	\$9,060.00	\$54,360.00
MANAGER'S REMUNERATION 4%	管理酬金 4%	\$2,862.40	\$2,751.47	\$2,798.15	\$4,345.42	\$3,009.53	\$3,223.05	\$18,990.02
MAINTENANCE FUND 11%	維修基金 11%	\$7,871.61	\$7,566.54	\$7,694.91	\$11,949.92	\$8,276.20	\$8,863.38	\$52,222.56
PEST CONTROL	殺蟲滅鼠	\$0.00	\$0.00	\$0.00	\$0.00	\$0.00	\$0.00	\$0.00
PRINTING AND STATIONERY	印刷及廣告費	\$0.00	\$0.00	\$0.00	\$0.00	\$0.00	\$0.00	\$0.00
SECURITY GUARD SERVICE CHARGES	保安費	\$42,778.00	\$42,778.00	\$42,778.00	\$42,778.00	\$47,596.00	\$47,596.00	\$266,304.00
SUNDRY EXPENSES	什項支出	\$424.72	\$414.72	\$414.72	\$414.72	\$414.72	\$563.72	\$2,647.32
TELEPHONE	電話費	\$161.42	\$162.00	\$162.00	\$162.00	\$162.00	\$162.00	\$971.42
WATER FEE	水費	\$0.00	\$0.00	\$0.00	\$76.90	\$0.00	\$0.00	\$76.90
TOTAL EXPENSES	總支出	<u>\$118,782.45</u>	<u>\$124,375.16</u>	<u>\$122,813.58</u>	<u>\$168,190.60</u>	<u>\$149,336.76</u>	<u>\$132,156.78</u>	<u>\$815,655.33</u>
SURPLUS / (DEFICIT) FOR THE PERIOD	本期盈餘/(赤字)	\$6,845.55	\$1,252.84	\$2,814.42	(\$42,562.60)	(\$23,708.76)	(\$6,528.78)	(\$61,887.33)
SURPLUS / (DEFICIT) B/F	承上結存	(\$439,551.88)	(\$432,706.33)	(\$431,453.49)	(\$428,639.07)	(\$471,201.67)	(\$494,910.43)	(\$439,551.88)
ACCUM.SURPLUS / (DEFICIT) C/F	累積盈餘/(赤字)	<u>(\$432,706.33)</u>	<u>(\$431,453.49)</u>	<u>(\$428,639.07)</u>	<u>(\$471,201.67)</u>	<u>(\$494,910.43)</u>	<u>(\$501,439.21)</u>	<u>(\$501,439.21)</u>



		Jan-23 (一月)	Feb-23 (二月)	Mar-23 (三月)	Apr-23 (四月)	May-23 (五月)	Jun-23 (六月)	1-6/2023 TOTAL總計
INCOME:	收入							
MANAGEMENT FEE RECEIVED	管理費收入	\$132,240.00	\$132,240.00	\$132,240.00	\$132,240.00	\$132,240.00	\$132,240.00	\$793,440.00
LESS: SINKING FUND	減: 儲備基金	(\$6,612.00)	(\$6,612.00)	(\$6,612.00)	(\$6,612.00)	(\$6,612.00)	(\$6,612.00)	(\$39,672.00)
LESS: PROVISION FOR BAD DEBT - M.F.	管理費壞賬撥備	\$0.00	\$0.00	\$0.00	\$0.00	\$0.00	\$0.00	\$0.00
ADD: BAD DEBT (M.F.) WRITTEN BACK	收回管理費壞賬	\$0.00	\$0.00	\$0.00	\$0.00	\$0.00	\$0.00	\$0.00
INSURANCE AND OTHER COMPENSATION	保險及其他賠償	\$0.00	\$0.00	\$0.00	\$0.00	\$0.00	\$0.00	\$0.00
LEGAL FEE RECOVERED	訴訟費收入	\$0.00	\$0.00	\$0.00	\$0.00	\$0.00	\$0.00	\$0.00
INTEREST INCOME	利息收入	\$0.00	\$0.00	\$0.00	\$0.00	\$0.00	\$0.00	\$0.00
SUNDRY INCOME	什項收入	\$0.00	\$0.00	\$0.00	\$0.00	\$0.00	\$0.00	\$0.00
		<u>\$125,628.00</u>	<u>\$125,628.00</u>	<u>\$125,628.00</u>	<u>\$125,628.00</u>	<u>\$125,628.00</u>	<u>\$125,628.00</u>	<u>\$753,768.00</u>
EXPENSES:	減: 支出							
APPORTIONMENT OF GARDENS EXPENSES	公共費用之分攤	\$36,488.36	\$45,270.43	\$42,366.80	\$43,259.64	\$62,812.81	\$39,494.13	\$269,692.17
AUDITORS REMUNERATION	核數費	\$0.00	\$0.00	\$0.00	\$0.00	\$0.00	\$0.00	\$0.00
CLEANING EXPENSES	清潔費	\$9,658.09	\$9,370.00	\$9,370.00	\$9,370.00	\$10,027.50	\$10,027.50	\$57,823.09
ELECTRICITY	電費	\$6,218.09	\$6,753.48	\$5,772.66	\$6,116.84	\$7,272.03	\$7,864.19	\$39,997.29
FESTIVAL DECORATION EXPENSES	節日裝飾	\$0.00	\$0.00	\$544.00	\$0.00	\$0.00	\$0.00	\$544.00
FURNITURE, FIXTURES & EQUIPMENT	屋苑設備	\$0.00	\$0.00	\$0.00	\$0.00	\$0.00	\$0.00	\$0.00
LEGAL FEE	訴訟費	\$0.00	\$0.00	\$0.00	\$0.00	\$0.00	\$0.00	\$0.00
MAINTENANCE, REPAIR & INSTALLATION	保養維修							
CONCRETE AND SCAFFOLDING	外牆維修及搭棚	\$0.00	\$0.00	\$0.00	\$0.00	\$0.00	\$0.00	\$0.00
DRAINAGE, ELECTRICALS & PUMPS	水電保養維修	\$1,862.00	\$116.00	\$4,020.00	\$1,000.00	\$22.00	\$399.00	\$7,419.00
SECURITY SYSTEM / SMATV. SYM	保安系統/衛星電視	\$540.00	\$540.00	\$540.00	\$540.00	\$4,440.00	\$540.00	\$7,140.00
FIRE FIGHTING SYSTEM	消防保養	\$0.00	\$0.00	\$0.00	\$1,200.00	\$0.00	\$0.00	\$1,200.00
LIFTS	升降機	\$9,060.00	\$9,060.00	\$9,060.00	\$9,060.00	\$9,060.00	\$9,060.00	\$54,360.00
MANAGER'S REMUNERATION 4%	管理酬金 4%	\$2,828.05	\$2,770.10	\$2,906.46	\$2,827.99	\$3,159.77	\$3,042.54	\$17,534.91
MAINTENANCE FUND 11%	維修基金 11%	\$7,777.15	\$7,617.76	\$7,992.75	\$7,776.96	\$8,689.37	\$8,366.98	\$48,220.97
PEST CONTROL	殺蟲滅鼠	\$0.00	\$0.00	\$0.00	\$0.00	\$0.00	\$0.00	\$0.00
PRINTING AND STATIONERY	印刷及廣告費	\$0.00	\$0.00	\$0.00	\$0.00	\$0.00	\$0.00	\$0.00
SECURITY GUARD SERVICE CHARGES	保安費	\$42,778.00	\$42,778.00	\$42,778.00	\$42,778.00	\$47,596.00	\$47,596.00	\$266,304.00
SUNDRY EXPENSES	什項支出	\$414.72	\$414.72	\$414.72	\$414.72	\$414.72	\$414.72	\$2,488.32
TELEPHONE	電話費	\$170.42	\$162.00	\$162.00	\$162.00	\$162.00	\$162.00	\$980.42
WATER FEE	水費	\$0.00	\$58.20	\$0.00	\$58.10	\$0.00	\$0.00	\$116.30
TOTAL EXPENSES	總支出	<u>\$117,794.88</u>	<u>\$124,910.69</u>	<u>\$125,927.39</u>	<u>\$124,564.25</u>	<u>\$153,656.20</u>	<u>\$126,967.06</u>	<u>\$773,820.47</u>
SURPLUS / (DEFICIT) FOR THE PERIOD	本期盈餘/(赤字)	\$7,833.12	\$717.31	(\$299.39)	\$1,063.75	(\$28,028.20)	(\$1,339.06)	(\$20,052.47)
SURPLUS / (DEFICIT) B/F	承上結存	(\$455,124.12)	(\$447,291.00)	(\$446,573.69)	(\$446,873.08)	(\$445,809.33)	(\$473,837.53)	(\$455,124.12)
ACCUM.SURPLUS / (DEFICIT) C/F	累積盈餘/(赤字)	<u>(\$447,291.00)</u>	<u>(\$446,573.69)</u>	<u>(\$446,873.08)</u>	<u>(\$445,809.33)</u>	<u>(\$473,837.53)</u>	<u>(\$475,176.59)</u>	<u>(\$475,176.59)</u>




HONG KONG GARDENS - BLOCK 15 豪景花園 第十五座
STATEMENT OF COMPREHENSIVE INCOME 收支報告表
(FORMERLY KNOWN AS INCOME & EXPENDITURE ACCOUNT)

		Jan-23 (一月)	Feb-23 (二月)	Mar-23 (三月)	Apr-23 (四月)	May-23 (五月)	Jun-23 (六月)	1-6/2023 TOTAL 總計
INCOME:	收入							
MANAGEMENT FEE RECEIVED	管理費收入	\$102,720.00	\$102,720.00	\$102,720.00	\$102,720.00	\$102,720.00	\$102,720.00	\$616,320.00
LESS: SINKING FUND	減：儲備基金	(\$5,136.00)	(\$5,136.00)	(\$5,136.00)	(\$5,136.00)	(\$5,136.00)	(\$5,136.00)	(\$30,816.00)
INSURANCE AND OTHER COMPENSATION	保險及其他賠償	\$0.00	\$0.00	\$0.00	\$0.00	\$0.00	\$0.00	\$0.00
LEGAL FEE RECOVERED	訴訟費收入	\$0.00	\$0.00	\$0.00	\$0.00	\$0.00	\$0.00	\$0.00
INTEREST INCOME	利息收入	\$0.00	\$0.00	\$0.00	\$0.00	\$0.00	\$0.00	\$0.00
SUNDRY INCOME	什項收入	\$0.00	\$0.00	\$0.00	\$0.00	\$0.00	\$0.00	\$0.00
		<u>\$97,584.00</u>	<u>\$97,584.00</u>	<u>\$97,584.00</u>	<u>\$97,584.00</u>	<u>\$97,584.00</u>	<u>\$97,584.00</u>	<u>\$585,504.00</u>
EXPENSES:	減：支出							
APPORTIONMENT OF GARDENS EXPENSES	公共費用之分攤	\$35,619.59	\$44,192.57	\$41,358.07	\$42,229.64	\$61,317.26	\$38,553.79	\$263,270.92
AUDITORS REMUNERATION	核數費	\$0.00	\$0.00	\$0.00	\$0.00	\$0.00	\$0.00	\$0.00
CLEANING EXPENSES	清潔費	\$9,444.50	\$9,370.00	\$9,370.00	\$9,370.00	\$10,027.50	\$10,027.50	\$57,609.50
ELECTRICITY	電費	\$4,336.00	\$4,518.00	\$3,765.00	\$3,437.00	\$4,262.00	\$4,967.00	\$25,285.00
FESTIVAL DECORATION EXPENSES	節日裝飾	\$0.00	\$0.00	\$3,264.00	\$0.00	\$0.00	\$0.00	\$3,264.00
FURNITURE, FIXTURES & EQUIPMENT	屋苑設備	\$0.00	\$0.00	\$0.00	\$0.00	\$0.00	\$0.00	\$0.00
LEGAL FEE	訴訟費	\$0.00	\$0.00	\$0.00	\$0.00	\$0.00	\$0.00	\$0.00
MAINTENANCE, REPAIR & INSTALLATION	保養維修							
CONCRETE AND SCAFFOLDING	外牆維修及搭棚	\$0.00	\$12,285.00	\$8,851.00	\$0.00	\$0.00	\$0.00	\$21,136.00
DRAINAGE, ELECTRICALS & PUMPS	水電保養維修	\$4,622.00	\$742.00	\$37.00	\$1,000.00	\$90.00	\$5,665.00	\$12,156.00
SECURITY SYSTEM / SMATV. SYM	保安系統/衛星電視	\$1,540.00	\$1,540.00	\$1,540.00	\$1,540.00	\$1,540.00	\$1,540.00	\$9,240.00
FIRE FIGHTING SYSTEM	消防保養	\$0.00	\$0.00	\$0.00	\$1,200.00	\$0.00	\$0.00	\$1,200.00
MANAGER'S REMUNERATION 4%	管理酬金 4%	\$1,681.32	\$2,024.54	\$1,955.90	\$1,544.70	\$1,615.96	\$1,871.51	\$10,693.93
MAINTENANCE FUND 11%	維修基金 11%	\$4,623.64	\$5,567.49	\$5,378.72	\$4,247.92	\$4,443.89	\$5,146.66	\$29,408.32
PEST CONTROL	殺蟲滅鼠	\$0.00	\$0.00	\$0.00	\$0.00	\$0.00	\$0.00	\$0.00
PRINTING AND STATIONERY	印刷及廣告費	\$0.00	\$0.00	\$0.00	\$0.00	\$0.00	\$0.00	\$0.00
SECURITY GUARD SERVICE CHARGES	保安費	\$21,389.00	\$21,389.00	\$21,389.00	\$21,389.00	\$23,798.00	\$23,798.00	\$133,152.00
SUNDRY EXPENSES	什項支出	\$276.48	\$276.48	\$276.48	\$276.48	\$276.48	\$276.48	\$1,658.88
TELEPHONE	電話費	\$425.14	\$405.00	\$405.00	\$405.00	\$405.00	\$405.00	\$2,450.14
WATER FEE	水費	\$0.00	\$88.10	\$0.00	\$0.00	\$0.00	\$108.80	\$196.90
TOTAL EXPENSES	總支出	<u>\$83,957.67</u>	<u>\$102,398.18</u>	<u>\$97,590.17</u>	<u>\$86,639.74</u>	<u>\$107,776.09</u>	<u>\$92,359.74</u>	<u>\$570,721.59</u>
SURPLUS / (DEFICIT) FOR THE PERIOD	本期盈餘/(赤字)	\$13,626.33	(\$4,814.18)	(\$6.17)	\$10,944.26	(\$10,192.09)	\$5,224.26	\$14,782.41
SURPLUS / (DEFICIT) B/F	承上結存	\$695,434.36	\$709,060.69	\$704,246.51	\$704,240.34	\$715,184.60	\$704,992.51	\$695,434.36
ACCUM.SURPLUS / (DEFICIT) C/F	累積盈餘/(赤字)	<u>\$709,060.69</u>	<u>\$704,246.51</u>	<u>\$704,240.34</u>	<u>\$715,184.60</u>	<u>\$704,992.51</u>	<u>\$710,216.77</u>	<u>\$710,216.77</u>

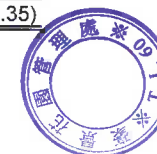


HONG KONG GARDENS - BLOCK 16 豪景花園 第十六座
STATEMENT OF COMPREHENSIVE INCOME 收支報告表
(FORMERLY KNOWN AS INCOME & EXPENDITURE ACCOUNT)

		Jan-23 (一月)	Feb-23 (二月)	Mar-23 (三月)	Apr-23 (四月)	May-23 (五月)	Jun-23 (六月)	1-6/2023 TOTAL總計
INCOME:	收入							
MANAGEMENT FEE RECEIVED	管理費收入	\$169,650.00	\$169,650.00	\$169,650.00	\$169,650.00	\$169,650.00	\$169,650.00	\$1,017,900.00
LESS: SINKING FUND	減: 儲備基金	(\$8,482.50)	(\$8,482.50)	(\$8,482.50)	(\$8,482.50)	(\$8,482.50)	(\$8,482.50)	(\$50,895.00)
INSURANCE AND OTHER COMPENSATION	保險及其他賠償	\$0.00	\$0.00	\$0.00	\$0.00	\$0.00	\$0.00	\$0.00
LEGAL FEE RECOVERED	訴訟費收入	\$0.00	\$0.00	\$0.00	\$0.00	\$0.00	\$0.00	\$0.00
INTEREST INCOME	利息收入	\$0.00	\$0.00	\$0.00	\$0.00	\$0.00	\$0.00	\$0.00
SUNDRY INCOME	什項收入	\$0.00	\$0.00	\$0.00	\$0.00	\$0.00	\$0.00	\$0.00
		<u>\$161,167.50</u>	<u>\$161,167.50</u>	<u>\$161,167.50</u>	<u>\$161,167.50</u>	<u>\$161,167.50</u>	<u>\$161,167.50</u>	<u>\$967,005.00</u>
EXPENSES:	減: 支出							
APPORTIONMENT OF GARDENS EXPENSES	公共費用之分攤	\$71,383.97	\$88,564.78	\$82,884.26	\$84,630.95	\$122,883.79	\$77,264.31	\$527,612.06
AUDITORS REMUNERATION	核數費	\$0.00	\$0.00	\$0.00	\$0.00	\$0.00	\$0.00	\$0.00
CLEANING EXPENSES	清潔費	\$9,716.59	\$9,370.00	\$9,370.00	\$9,370.00	\$10,027.50	\$10,027.50	\$57,881.59
ELECTRICITY	電費	\$8,435.00	\$8,596.00	\$7,803.00	\$8,184.00	\$9,418.00	\$10,221.00	\$52,657.00
FESTIVAL DECORATION EXPENSES	節日裝飾	\$0.00	\$0.00	\$544.00	\$0.00	\$0.00	\$0.00	\$544.00
FURNITURE, FIXTURES & EQUIPMENT	屋苑設備	\$0.00	\$0.00	\$0.00	\$0.00	\$0.00	\$0.00	\$0.00
LEGAL FEE	訴訟費	\$0.00	\$0.00	\$0.00	\$0.00	\$0.00	\$0.00	\$0.00
MAINTENANCE, REPAIR & INSTALLATION	保養維修							
CONCRETE AND SCAFFOLDING	外牆維修及搭棚	\$0.00	\$0.00	\$0.00	\$13,151.00	\$9,532.00	\$0.00	\$22,683.00
DRAINAGE, ELECTRICALS & PUMPS	水電保養維修	\$1,855.00	\$120.00	\$3,023.00	\$1,000.00	(\$37,771.18)	\$522.81	(\$31,250.37)
SECURITY SYSTEM / SMATV. SYM	保安系統/衛星電視	\$540.00	\$540.00	\$540.00	\$540.00	\$540.00	\$540.00	\$3,240.00
FIRE FIGHTING SYSTEM	消防保養	\$0.00	\$0.00	\$0.00	\$1,200.00	\$0.00	\$0.00	\$1,200.00
LIFTS	升降機	\$8,672.73	\$8,672.73	\$8,672.73	\$8,672.73	\$8,672.73	\$8,672.73	\$52,036.38
MANAGER'S REMUNERATION 4%	管理酬金 4%	\$2,913.10	\$2,836.28	\$2,942.44	\$3,431.81	\$1,953.81	\$3,136.41	\$17,213.85
MAINTENANCE FUND 11%	維修基金 11%	\$8,011.02	\$7,799.76	\$8,091.70	\$9,437.47	\$5,372.97	\$8,625.12	\$47,338.04
PEST CONTROL	殺蟲滅鼠	\$0.00	\$0.00	\$0.00	\$0.00	\$0.00	\$0.00	\$0.00
PRINTING AND STATIONERY	印刷及廣告費	\$0.00	\$0.00	\$0.00	\$0.00	\$0.00	\$0.00	\$0.00
SECURITY GUARD SERVICE CHARGES	保安費	\$42,778.00	\$42,778.00	\$42,778.00	\$42,778.00	\$47,596.00	\$47,596.00	\$266,304.00
SUNDRY EXPENSES	什項支出	\$668.16	\$668.16	\$668.16	\$668.16	\$668.16	\$668.16	\$4,008.96
TELEPHONE	電話費	\$162.00	\$162.00	\$162.00	\$162.00	\$162.00	\$162.00	\$972.00
WATER FEE	水費	\$0.00	\$0.00	\$0.00	\$69.30	\$0.00	\$0.00	\$69.30
TOTAL EXPENSES	總支出	<u>\$155,135.57</u>	<u>\$170,107.71</u>	<u>\$167,479.29</u>	<u>\$183,295.42</u>	<u>\$179,055.78</u>	<u>\$167,436.04</u>	<u>\$1,022,509.81</u>
SURPLUS / (DEFICIT) FOR THE PERIOD	本期盈餘/(赤字)	\$6,031.93	(\$8,940.21)	(\$6,311.79)	(\$22,127.92)	(\$17,888.28)	(\$6,268.54)	(\$55,504.81)
SURPLUS / (DEFICIT) B/F	承上結存	(\$220,578.87)	(\$214,546.94)	(\$223,487.15)	(\$229,798.94)	(\$251,926.86)	(\$269,815.14)	(\$220,578.87)
ACCUM.SURPLUS / (DEFICIT) C/F	累積盈餘/(赤字)	<u>(\$214,546.94)</u>	<u>(\$223,487.15)</u>	<u>(\$229,798.94)</u>	<u>(\$251,926.86)</u>	<u>(\$269,815.14)</u>	<u>(\$276,083.68)</u>	<u>(\$276,083.68)</u>



		Jan-23 (一月)	Feb-23 (二月)	Mar-23 (三月)	Apr-23 (四月)	May-23 (五月)	Jun-23 (六月)	1-6/2023 TOTAL總計
INCOME:	收入							
MANAGEMENT FEE RECEIVED	管理費收入	\$169,070.00	\$169,070.00	\$169,070.00	\$169,070.00	\$169,070.00	\$169,070.00	\$1,014,420.00
LESS: SINKING FUND	減: 儲備基金	(\$8,453.50)	(\$8,453.50)	(\$8,453.50)	(\$8,453.50)	(\$8,453.50)	(\$8,453.50)	(\$50,721.00)
LESS: PROVISION FOR BAD DEBT - M.F.	管理費壞賬撥備	\$0.00	\$0.00	\$0.00	\$0.00	\$0.00	\$0.00	\$0.00
ADD: BAD DEBT (M.F.) WRITTEN BACK	收回管理費壞賬	\$0.00	\$0.00	\$0.00	\$0.00	\$0.00	\$0.00	\$0.00
INSURANCE AND OTHER COMPENSATION	保險及其他賠償	\$0.00	\$0.00	\$0.00	\$0.00	\$0.00	\$0.00	\$0.00
LEGAL FEE RECOVERED	訴訟費收入	\$0.00	\$0.00	\$0.00	\$0.00	\$0.00	\$0.00	\$0.00
INTEREST INCOME	利息收入	\$0.00	\$0.00	\$0.00	\$0.00	\$0.00	\$0.00	\$0.00
SUNDRY INCOME	什項收入	\$0.00	\$0.00	\$0.00	\$0.00	\$0.00	\$0.00	\$0.00
		<u>\$160,616.50</u>	<u>\$160,616.50</u>	<u>\$160,616.50</u>	<u>\$160,616.50</u>	<u>\$160,616.50</u>	<u>\$160,616.50</u>	<u>\$963,699.00</u>
EXPENSES:	減: 支出							
APPORTIONMENT OF GARDENS EXPENSES	公共費用之分攤	\$71,383.97	\$88,564.78	\$82,884.26	\$84,630.95	\$122,883.79	\$77,264.31	\$527,612.06
AUDITORS REMUNERATION	核數費	\$0.00	\$0.00	\$0.00	\$0.00	\$0.00	\$0.00	\$0.00
CLEANING EXPENSES	清潔費	\$10,503.94	\$9,370.00	\$9,370.00	\$9,370.00	\$10,216.50	\$10,027.50	\$58,857.94
ELECTRICITY	電費	\$9,672.00	\$9,760.00	\$8,740.00	\$9,560.00	\$10,634.00	\$10,788.00	\$59,154.00
FESTIVAL DECORATION EXPENSES	節日裝飾	\$35.00	\$0.00	\$544.00	\$0.00	\$0.00	\$0.00	\$579.00
FURNITURE, FIXTURES & EQUIPMENT	屋苑設備	\$0.00	\$0.00	\$0.00	\$0.00	\$0.00	\$0.00	\$0.00
LEGAL FEE	訴訟費	\$0.00	\$0.00	\$0.00	\$0.00	\$0.00	\$0.00	\$0.00
MAINTENANCE, REPAIR & INSTALLATION	保養維修							
CONCRETE AND SCAFFOLDING	外牆維修及搭棚	\$0.00	\$0.00	\$3,290.00	\$9,312.00	\$0.00	\$10,000.00	\$22,602.00
DRAINAGE, ELECTRICALS & PUMPS	水電保養維修	\$1,960.00	\$564.00	\$1,040.00	\$1,000.00	\$6,951.82	\$396.81	\$11,912.63
SECURITY SYSTEM / SMATV. SYM	保安系統/衛星電視	\$540.00	\$540.00	\$540.00	\$540.00	\$540.00	\$540.00	\$3,240.00
FIRE FIGHTING SYSTEM	消防保養	\$0.00	\$0.00	\$0.00	\$1,200.00	\$0.00	\$0.00	\$1,200.00
LIFTS	升降機	\$8,672.73	\$8,672.73	\$8,672.73	\$8,672.73	\$8,672.73	\$8,672.73	\$52,036.38
MANAGER'S REMUNERATION 4%	管理酬金 4%	\$2,999.67	\$2,900.60	\$3,032.20	\$3,338.62	\$3,417.65	\$3,554.05	\$19,242.79
MAINTENANCE FUND 11%	維修基金 11%	\$8,249.10	\$7,976.64	\$8,338.54	\$9,181.21	\$9,398.53	\$9,773.63	\$52,917.65
PEST CONTROL	殺蟲滅鼠	\$0.00	\$0.00	\$0.00	\$0.00	\$0.00	\$0.00	\$0.00
PRINTING AND STATIONERY	印刷及廣告費	\$0.00	\$0.00	\$0.00	\$0.00	\$0.00	\$0.00	\$0.00
SECURITY GUARD SERVICE CHARGES	保安費	\$42,778.00	\$42,778.00	\$42,778.00	\$42,778.00	\$47,596.00	\$47,596.00	\$266,304.00
SUNDRY EXPENSES	什項支出	\$668.16	\$668.16	\$668.16	\$837.16	\$668.16	\$668.16	\$4,177.96
TELEPHONE	電話費	\$162.00	\$162.00	\$162.00	\$162.00	\$162.00	\$162.00	\$972.00
WATER FEE	水費	\$0.00	\$0.00	\$0.00	\$33.70	\$0.00	\$0.00	\$33.70
TOTAL EXPENSES	總支出	<u>\$157,624.57</u>	<u>\$171,956.91</u>	<u>\$170,059.89</u>	<u>\$180,616.37</u>	<u>\$221,141.18</u>	<u>\$179,443.19</u>	<u>\$1,080,842.11</u>
SURPLUS / (DEFICIT) FOR THE PERIOD	本期盈餘/(赤字)	\$2,991.93	(\$11,340.41)	(\$9,443.39)	(\$19,999.87)	(\$60,524.68)	(\$18,826.69)	(\$117,143.11)
SURPLUS / (DEFICIT) B/F	承上結存	(\$634,399.24)	(\$631,407.31)	(\$642,747.72)	(\$652,191.11)	(\$672,190.98)	(\$732,715.66)	(\$634,399.24)
ACCUM.SURPLUS / (DEFICIT) C/F	累積盈餘/(赤字)	<u>(\$631,407.31)</u>	<u>(\$642,747.72)</u>	<u>(\$652,191.11)</u>	<u>(\$672,190.98)</u>	<u>(\$732,715.66)</u>	<u>(\$751,542.35)</u>	<u>(\$751,542.35)</u>



T.L.60 **C-642565**
HONG KONG GARDENS - BLOCK 18 豪景花園 第十八座
STATEMENT OF COMPREHENSIVE INCOME 收支報告表
(FORMERLY KNOWN AS INCOME & EXPENDITURE ACCOUNT)

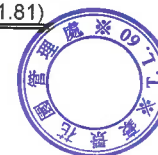
		Jan-23 (一月)	Feb-23 (二月)	Mar-23 (三月)	Apr-23 (四月)	May-23 (五月)	Jun-23 (六月)	1-6/2023 TOTAL總計
INCOME:	收入							
MANAGEMENT FEE RECEIVED	管理費收入	\$173,420.00	\$173,420.00	\$173,420.00	\$173,420.00	\$173,420.00	\$173,420.00	\$1,040,520.00
LESS: SINKING FUND	減: 儲備基金	(\$8,671.00)	(\$8,671.00)	(\$8,671.00)	(\$8,671.00)	(\$8,671.00)	(\$8,671.00)	(\$52,026.00)
INSURANCE AND OTHER COMPENSATION	保險及其他賠償	\$0.00	\$0.00	\$0.00	\$0.00	\$0.00	\$0.00	\$0.00
LEGAL FEE RECOVERED	訴訟費收入	\$0.00	\$0.00	\$0.00	\$0.00	\$0.00	\$0.00	\$0.00
INTEREST INCOME	利息收入	\$0.00	\$0.00	\$0.00	\$0.00	\$0.00	\$0.00	\$0.00
SUNDRY INCOME	什項收入	\$0.00	\$0.00	\$0.00	\$0.00	\$0.00	\$0.00	\$0.00
		<u>\$164,749.00</u>	<u>\$164,749.00</u>	<u>\$164,749.00</u>	<u>\$164,749.00</u>	<u>\$164,749.00</u>	<u>\$164,749.00</u>	<u>\$988,494.00</u>
EXPENSES:	減: 支出							
APPORTIONMENT OF GARDENS EXPENSES	公共費用之分攤	\$71,383.97	\$88,564.78	\$82,884.26	\$84,630.95	\$122,883.79	\$77,264.31	\$527,612.06
AUDITORS REMUNERATION	核數費	\$0.00	\$0.00	\$0.00	\$0.00	\$0.00	\$0.00	\$0.00
CLEANING EXPENSES	清潔費	\$9,612.23	\$9,370.00	\$9,370.00	\$9,370.00	\$10,027.50	\$10,027.50	\$57,777.23
ELECTRICITY	電費	\$9,624.00	\$9,836.00	\$8,987.00	\$9,379.00	\$11,685.00	\$12,714.00	\$62,225.00
FESTIVAL DECORATION EXPENSES	節日裝飾	\$35.00	\$0.00	\$544.00	\$0.00	\$0.00	\$0.00	\$579.00
FURNITURE, FIXTURES & EQUIPMENT	屋苑設備	\$0.00	\$0.00	\$0.00	\$0.00	\$0.00	\$0.00	\$0.00
LEGAL FEE	訴訟費	\$0.00	\$0.00	\$0.00	\$0.00	\$0.00	\$0.00	\$0.00
MAINTENANCE, REPAIR & INSTALLATION	保養維修							
CONCRETE AND SCAFFOLDING	外牆維修及搭棚	\$0.00	\$5,729.00	\$0.00	\$40,247.00	\$0.00	\$0.00	\$45,976.00
DRAINAGE, ELECTRICALS & PUMPS	水電保養維修	\$2,325.00	\$97.00	\$6,950.00	\$1,000.00	\$6,958.82	\$4,101.82	\$21,432.64
SECURITY SYSTEM / SMATV. SYM	保安系統/衛星電視	\$540.00	\$540.00	\$540.00	\$540.00	\$540.00	\$540.00	\$3,240.00
FIRE FIGHTING SYSTEM	消防保養	\$0.00	\$0.00	\$0.00	\$1,200.00	\$0.00	\$0.00	\$1,200.00
LIFTS	升降機	\$8,672.73	\$8,672.73	\$8,672.73	\$8,672.73	\$8,672.73	\$8,672.73	\$52,036.38
MANAGER'S REMUNERATION 4%	管理酬金 4%	\$2,982.65	\$3,114.12	\$3,146.88	\$4,626.52	\$3,452.41	\$3,379.29	\$20,701.87
MAINTENANCE FUND 11%	維修基金 11%	\$8,202.28	\$8,563.82	\$8,653.91	\$12,722.94	\$9,494.12	\$9,293.04	\$56,930.11
PEST CONTROL	殺蟲滅鼠	\$0.00	\$0.00	\$0.00	\$0.00	\$0.00	\$0.00	\$0.00
PRINTING AND STATIONERY	印刷及廣告費	\$0.00	\$0.00	\$0.00	\$0.00	\$0.00	\$0.00	\$0.00
SECURITY GUARD SERVICE CHARGES	保安費	\$42,778.00	\$42,778.00	\$42,778.00	\$42,778.00	\$47,596.00	\$47,596.00	\$266,304.00
SUNDRY EXPENSES	什項支出	\$807.16	\$668.16	\$668.16	\$2,273.16	\$668.16	\$668.16	\$5,752.96
TELEPHONE	電話費	\$172.07	\$162.00	\$162.00	\$162.00	\$162.00	\$162.00	\$982.07
WATER FEE	水費	\$0.00	\$0.00	\$0.00	\$41.20	\$0.00	\$0.00	\$41.20
TOTAL EXPENSES	總支出	<u>\$157,135.09</u>	<u>\$178,095.61</u>	<u>\$173,356.94</u>	<u>\$217,643.50</u>	<u>\$222,140.53</u>	<u>\$174,418.85</u>	<u>\$1,122,790.52</u>
SURPLUS / (DEFICIT) FOR THE PERIOD	本期盈餘/(赤字)	\$7,613.91	(\$13,346.61)	(\$8,607.94)	(\$52,894.50)	(\$57,391.53)	(\$9,669.85)	(\$134,296.52)
SURPLUS / (DEFICIT) B/F	承上結存	\$249,568.22	\$257,182.13	\$243,835.52	\$235,227.58	\$182,333.08	\$124,941.55	\$249,568.22
ACCUM.SURPLUS / (DEFICIT) C/F	累積盈餘/(赤字)	<u>\$257,182.13</u>	<u>\$243,835.52</u>	<u>\$235,227.58</u>	<u>\$182,333.08</u>	<u>\$124,941.55</u>	<u>\$115,271.70</u>	<u>\$115,271.70</u>



		Jan-23 (一月)	Feb-23 (二月)	Mar-23 (三月)	Apr-23 (四月)	May-23 (五月)	Jun-23 (六月)	1-6/2023 TOTAL總計
INCOME:	收入							
MANAGEMENT FEE RECEIVED	管理費收入	\$161,240.00	\$161,240.00	\$161,240.00	\$161,240.00	\$161,240.00	\$161,240.00	\$967,440.00
LESS: SINKING FUND	減: 儲備基金	(\$8,062.00)	(\$8,062.00)	(\$8,062.00)	(\$8,062.00)	(\$8,062.00)	(\$8,062.00)	(\$48,372.00)
LESS: PROVISION FOR BAD DEBT - M.F.	管理費壞賬撥備	\$0.00	\$0.00	\$0.00	\$0.00	\$0.00	\$0.00	\$0.00
INSURANCE AND OTHER COMPENSATION	保險及其他賠償	\$0.00	\$0.00	\$0.00	\$0.00	\$0.00	\$0.00	\$0.00
LEGAL FEE RECOVERED	訴訟費收入	\$0.00	\$0.00	\$0.00	\$0.00	\$0.00	\$0.00	\$0.00
INTEREST INCOME	利息收入	\$0.00	\$0.00	\$0.00	\$0.00	\$0.00	\$0.00	\$0.00
SUNDRY INCOME	什項收入	\$0.00	\$0.00	\$0.00	\$0.00	\$200.00	\$100.00	\$300.00
		\$153,178.00	\$153,178.00	\$153,178.00	\$153,178.00	\$153,378.00	\$153,278.00	\$919,368.00
EXPENSES:	減: 支出							
APPORTIONMENT OF GARDENS EXPENSES	公共費用之分攤	\$71,383.97	\$88,564.78	\$82,884.26	\$84,630.95	\$122,883.79	\$77,264.31	\$527,612.06
AUDITORS REMUNERATION	核數費	\$0.00	\$0.00	\$0.00	\$0.00	\$0.00	\$0.00	\$0.00
CLEANING EXPENSES	清潔費	\$10,069.24	\$9,370.00	\$9,370.00	\$9,370.00	\$10,027.50	\$10,027.50	\$58,234.24
ELECTRICITY	電費	\$11,507.00	\$11,692.00	\$10,607.00	\$10,964.00	\$12,321.00	\$12,667.00	\$69,758.00
FESTIVAL DECORATION EXPENSES	節日裝飾	\$0.00	\$0.00	\$544.00	\$0.00	\$0.00	\$0.00	\$544.00
FURNITURE, FIXTURES & EQUIPMENT	屋苑設備	\$0.00	\$0.00	\$0.00	\$0.00	\$0.00	\$0.00	\$0.00
INSURANCE	保險費	\$0.00	\$0.00	\$0.00	\$0.00	\$0.00	\$0.00	\$0.00
GARDENING EXPENSES	園藝種植	\$0.00	\$0.00	\$0.00	\$0.00	\$0.00	\$0.00	\$0.00
LEGAL FEE	訴訟費	\$0.00	\$0.00	\$0.00	\$0.00	\$38,000.00	\$0.00	\$38,000.00
MAINTENANCE, REPAIR & INSTALLATION	保養維修							
CONCRETE AND SCAFFOLDING	外牆維修及搭棚	\$0.00	\$0.00	\$0.00	\$7,572.00	\$10,876.00	\$9,695.00	\$28,143.00
DRAINAGE, ELECTRICALS & PUMPS	水電保養維修	\$1,840.00	\$60.00	\$1,055.00	\$7,700.00	\$506.82	\$5,588.82	\$16,750.64
SECURITY SYSTEM / SMATV. SYM	保安系統/衛星電視	\$540.00	\$540.00	\$540.00	\$540.00	\$540.00	\$540.00	\$3,240.00
FIRE FIGHTING SYSTEM	消防保養	\$0.00	\$0.00	\$0.00	\$1,200.00	\$0.00	\$0.00	\$1,200.00
LIFTS	升降機	\$10,472.73	\$10,472.73	\$10,472.73	\$10,472.73	\$10,472.73	\$10,472.73	\$62,836.38
MANAGER'S REMUNERATION 4%	管理酬金 4%	\$3,122.21	\$3,030.64	\$3,048.80	\$3,689.12	\$5,247.73	\$3,897.61	\$22,036.11
MAINTENANCE FUND 11%	維修基金 11%	\$8,586.07	\$8,334.25	\$8,384.19	\$10,145.08	\$14,431.25	\$10,718.42	\$60,599.26
PEST CONTROL	殺蟲滅鼠	\$0.00	\$0.00	\$0.00	\$0.00	\$0.00	\$0.00	\$0.00
PRINTING AND STATIONERY	印刷及廣告費	\$0.00	\$0.00	\$0.00	\$0.00	\$0.00	\$0.00	\$0.00
SECURITY GUARD SERVICE CHARGES	保安費	\$42,778.00	\$42,778.00	\$42,778.00	\$42,778.00	\$47,596.00	\$47,596.00	\$266,304.00
SUNDRY EXPENSES	什項支出	\$668.16	\$668.16	\$668.16	\$668.16	\$668.16	\$668.16	\$4,008.96
TELEPHONE	電話費	\$180.07	\$185.00	\$185.00	\$185.00	\$185.00	\$185.00	\$1,105.07
WATER FEE	水費	\$0.00	\$0.00	\$0.00	\$778.10	\$0.00	\$0.00	\$778.10
TOTAL EXPENSES	總支出	\$161,147.45	\$175,695.56	\$170,537.14	\$190,693.14	\$273,755.98	\$189,320.55	\$1,161,149.82
SURPLUS / (DEFICIT) FOR THE PERIOD	本期盈餘/(赤字)	(\$7,969.45)	(\$22,517.56)	(\$17,359.14)	(\$37,515.14)	(\$120,377.98)	(\$36,042.55)	(\$241,781.82)
SURPLUS / (DEFICIT) B/F	承上結存	(\$673,057.46)	(\$681,026.91)	(\$703,544.47)	(\$720,903.61)	(\$758,418.75)	(\$878,796.73)	(\$673,057.46)
ACCUM.SURPLUS / (DEFICIT) C/F	累積盈餘/(赤字)	(\$681,026.91)	(\$703,544.47)	(\$720,903.61)	(\$758,418.75)	(\$878,796.73)	(\$914,839.28)	(\$914,839.28)



		Jan-23 (一月)	Feb-23 (二月)	Mar-23 (三月)	Apr-23 (四月)	May-23 (五月)	Jun-23 (六月)	1-6/2023 TOTAL總計
INCOME:	收入							
MANAGEMENT FEE RECEIVED	管理費收入	\$169,128.00	\$169,128.00	\$169,128.00	\$169,128.00	\$169,128.00	\$169,128.00	\$1,014,768.00
LESS: SINKING FUND	減：儲備基金	(\$8,456.40)	(\$8,456.40)	(\$8,456.40)	(\$8,456.40)	(\$8,456.40)	(\$8,456.40)	(\$50,738.40)
LESS: PROVISION FOR BAD DEBT - M.F.	管理費壞賬撥備	\$0.00	\$0.00	\$0.00	\$0.00	\$0.00	\$0.00	\$0.00
ADD: BAD DEBT (M.F.)WRITTEN BACK	收回管理費壞賬	\$0.00	\$0.00	\$0.00	\$0.00	\$0.00	\$0.00	\$0.00
INSURANCE AND OTHER COMPENSATION	保險及其他賠償	\$0.00	\$0.00	\$0.00	\$0.00	\$0.00	\$0.00	\$0.00
LEGAL FEE RECOVERED	訴訟費收入	\$0.00	\$0.00	\$0.00	\$0.00	\$0.00	\$0.00	\$0.00
INTEREST INCOME	利息收入	\$0.00	\$0.00	\$0.00	\$0.00	\$0.00	\$0.00	\$0.00
SUNDRY INCOME	什項收入	\$100.00	\$0.00	\$0.00	\$100.00	\$0.00	\$0.00	\$200.00
		\$160,771.60	\$160,671.60	\$160,671.60	\$160,771.60	\$160,671.60	\$160,671.60	\$964,229.60
EXPENSES:	減：支出							
APPORTIONMENT OF GARDENS EXPENSES	公共費用之分攤	\$71,383.97	\$88,564.78	\$82,884.26	\$84,630.95	\$122,883.79	\$77,264.31	\$527,612.06
AUDITORS REMUNERATION	核數費	\$0.00	\$0.00	\$0.00	\$0.00	\$0.00	\$0.00	\$0.00
CLEANING EXPENSES	清潔費	\$10,883.94	\$9,370.00	\$9,370.00	\$9,370.00	\$10,216.50	\$10,027.50	\$59,237.94
ELECTRICITY	電費	\$10,586.21	\$11,192.42	\$10,041.05	\$10,554.36	\$14,981.65	\$10,143.39	\$67,499.08
FESTIVAL DECORATION EXPENSES	節日裝飾	\$0.00	\$0.00	\$544.00	\$0.00	\$0.00	\$0.00	\$544.00
FURNITURE, FIXTURES & EQUIPMENT	屋苑設備	\$0.00	\$0.00	\$0.00	\$0.00	\$0.00	\$0.00	\$0.00
INSURANCE	保險費	\$0.00	\$0.00	\$0.00	\$0.00	\$0.00	\$0.00	\$0.00
GARDENING EXPENSES	園藝種植	\$0.00	\$0.00	\$0.00	\$0.00	\$0.00	\$0.00	\$0.00
LEGAL FEE	訴訟費	\$0.00	\$0.00	\$0.00	\$0.00	\$0.00	\$0.00	\$0.00
MAINTENANCE, REPAIR & INSTALLATION	保養維修							
CONCRETE AND SCAFFOLDING	外牆維修及搭棚	\$0.00	\$0.00	\$4,810.00	\$9,966.00	\$0.00	\$0.00	\$14,776.00
DRAINAGE, ELECTRICALS & PUMPS	水電保養維修	\$1,999.00	\$60.00	\$15.00	\$1,000.00	\$304.82	\$411.82	\$3,790.64
SECURITY SYSTEM / SMATV. SYM	保安系統/衛星電視	\$540.00	\$540.00	\$540.00	\$540.00	\$540.00	\$540.00	\$3,240.00
FIRE FIGHTING SYSTEM	消防保養	\$0.00	\$0.00	\$0.00	\$1,200.00	\$0.00	\$0.00	\$1,200.00
LIFTS	升降機	\$10,472.73	\$10,472.73	\$10,472.73	\$10,472.73	\$10,472.73	\$10,472.73	\$62,836.38
MANAGER'S REMUNERATION 4%	管理酬金 4%	\$3,123.58	\$3,009.73	\$3,176.04	\$3,501.08	\$3,397.67	\$3,200.86	\$19,408.96
MAINTENANCE FUND 11%	維修基金 11%	\$8,589.84	\$8,276.76	\$8,734.10	\$9,627.96	\$9,343.60	\$8,802.38	\$53,374.64
PEST CONTROL	殺蟲滅鼠	\$0.00	\$0.00	\$0.00	\$0.00	\$0.00	\$0.00	\$0.00
PRINTING AND STATIONERY	印刷及廣告費	\$0.00	\$0.00	\$0.00	\$0.00	\$0.00	\$0.00	\$0.00
SECURITY GUARD SERVICE CHARGES	保安費	\$42,778.00	\$42,778.00	\$42,778.00	\$42,778.00	\$47,596.00	\$47,596.00	\$266,304.00
SUNDRY EXPENSES	什項支出	\$668.16	\$668.16	\$668.16	\$668.16	\$668.16	\$668.16	\$4,008.96
TELEPHONE	電話費	\$161.42	\$162.00	\$162.00	\$162.00	\$162.00	\$162.00	\$971.42
WATER FEE	水費	\$0.00	\$0.00	\$0.00	\$815.70	\$0.00	\$0.00	\$815.70
TOTAL EXPENSES	總支出	\$161,186.85	\$175,094.58	\$174,195.34	\$185,286.94	\$220,566.92	\$169,289.15	\$1,085,619.78
SURPLUS / (DEFICIT) FOR THE PERIOD	本期盈餘/(赤字)	(\$415.25)	(\$14,422.98)	(\$13,523.74)	(\$24,515.34)	(\$59,895.32)	(\$8,617.55)	(\$121,390.18)
SURPLUS / (DEFICIT) B/F	承上結存	(\$1,116,041.63)	(\$1,116,456.88)	(\$1,130,879.86)	(\$1,144,403.60)	(\$1,168,918.94)	(\$1,228,814.26)	(\$1,116,041.63)
ACCUM.SURPLUS / (DEFICIT) C/F	累積盈餘/(赤字)	(\$1,116,456.88)	(\$1,130,879.86)	(\$1,144,403.60)	(\$1,168,918.94)	(\$1,228,814.26)	(\$1,237,431.81)	(\$1,237,431.81)



		Jan-23 (一月)	Feb-23 (二月)	Mar-23 (三月)	Apr-23 (四月)	May-23 (五月)	Jun-23 (六月)	1-6/2023 TOTAL總計
INCOME:	收入							
MANAGEMENT FEE RECEIVED	管理費收入	\$193,662.00	\$193,662.00	\$193,662.00	\$193,662.00	\$193,662.00	\$193,662.00	\$1,161,972.00
LESS: SINKING FUND	減: 儲備基金	(\$9,683.10)	(\$9,683.10)	(\$9,683.10)	(\$9,683.10)	(\$9,683.10)	(\$9,683.10)	(\$58,098.60)
LESS: PROVISION FOR BAD DEBT - M.F.	管理費壞賬撥備	\$0.00	\$0.00	\$0.00	\$0.00	\$0.00	\$0.00	\$0.00
ADD: BAD DEBT (M.F.)WRITTEN BACK	收回管理費壞賬	\$0.00	\$0.00	\$0.00	\$0.00	\$0.00	\$0.00	\$0.00
INSURANCE AND OTHER COMPENSATION	保險及其他賠償	\$0.00	\$0.00	\$0.00	\$0.00	\$0.00	\$0.00	\$0.00
LEGAL FEE RECOVERED	訴訟費收入	\$0.00	\$0.00	\$0.00	\$0.00	\$0.00	\$0.00	\$0.00
INTEREST INCOME	利息收入	\$0.00	\$0.00	\$0.00	\$0.00	\$0.00	\$0.00	\$0.00
SUNDRY INCOME	什項收入	\$0.00	\$0.00	\$0.00	\$0.00	\$200.00	\$0.00	\$200.00
		\$183,978.90	\$183,978.90	\$183,978.90	\$183,978.90	\$184,178.90	\$183,978.90	\$1,104,073.40
EXPENSES:	減: 支出							
APPORTIONMENT OF GARDENS EXPENSES	公共費用之分攤	\$71,383.97	\$88,564.78	\$82,884.26	\$84,630.95	\$122,883.79	\$77,264.31	\$527,612.06
AUDITORS REMUNERATION	核數費	\$0.00	\$0.00	\$0.00	\$0.00	\$0.00	\$0.00	\$0.00
CLEANING EXPENSES	清潔費	\$10,017.04	\$9,370.00	\$9,370.00	\$9,370.00	\$10,027.50	\$10,027.50	\$58,182.04
FURNITURE, FIXTURES & EQUIPMENT	屋苑設備	\$0.00	\$0.00	\$0.00	\$0.00	\$0.00	\$0.00	\$0.00
GARDENING EXPENSES	園藝種植	\$0.00	\$0.00	\$0.00	\$0.00	\$0.00	\$0.00	\$0.00
ELECTRICITY	電費	\$10,991.34	\$11,087.82	\$9,999.82	\$10,513.31	\$12,435.35	\$14,094.97	\$69,122.61
FESTIVAL DECORATION EXPENSES	節日裝飾	\$0.00	\$0.00	\$544.00	\$0.00	\$0.00	\$0.00	\$544.00
INSURANCE	保險費	\$0.00	\$0.00	\$0.00	\$0.00	\$0.00	\$0.00	\$0.00
MAINTENANCE, REPAIR & INSTALLATION	保養維修							
CONCRETE AND SCAFFOLDING	外牆維修及搭棚	\$0.00	\$0.00	\$9,970.00	\$7,610.00	\$0.00	\$0.00	\$17,580.00
DRAINAGE, ELECTRICALS & PUMPS	水電保養維修	\$3,840.00	\$3,052.50	\$2,490.00	\$4,000.00	\$266.82	\$913.82	\$14,563.14
SECURITY SYSTEM / SMATV. SYM	保安系統/衛星電視	\$540.00	\$540.00	\$540.00	\$540.00	\$740.00	\$540.00	\$3,440.00
FIRE FIGHTING SYSTEM	消防保養	\$0.00	\$0.00	\$0.00	\$1,200.00	\$0.00	\$0.00	\$1,200.00
LIFTS	升降機	\$10,472.73	\$10,472.73	\$10,472.73	\$10,472.73	\$10,472.73	\$10,472.73	\$62,836.38
MANAGER'S REMUNERATION 4%	管理酬金 4%	\$3,179.17	\$3,125.25	\$3,479.79	\$3,494.89	\$3,294.74	\$3,379.01	\$19,952.85
MAINTENANCE FUND 11%	維修基金 11%	\$8,742.73	\$8,594.43	\$9,569.42	\$9,610.95	\$9,060.54	\$9,292.27	\$54,870.34
PEST CONTROL	殺蟲滅鼠	\$0.00	\$0.00	\$0.00	\$0.00	\$0.00	\$0.00	\$0.00
PRINTING AND STATIONERY	印刷及廣告費	\$0.00	\$0.00	\$0.00	\$0.00	\$0.00	\$0.00	\$0.00
SECURITY GUARD SERVICE CHARGES	保安費	\$42,778.00	\$42,778.00	\$42,778.00	\$42,778.00	\$47,596.00	\$47,596.00	\$266,304.00
SUNDRY EXPENSES	什項支出	\$668.16	\$668.16	\$668.16	\$668.16	\$668.16	\$668.16	\$4,008.96
TELEPHONE	電話費	\$172.07	\$162.00	\$162.00	\$162.00	\$162.00	\$162.00	\$982.07
WATER FEE	水費	\$0.00	\$0.00	\$0.00	\$58.10	\$0.00	\$0.00	\$58.10
TOTAL EXPENSES	總支出	\$162,785.21	\$178,415.67	\$182,928.18	\$185,109.09	\$217,607.63	\$174,410.77	\$1,101,256.55
SURPLUS / (DEFICIT) FOR THE PERIOD	本期盈餘/(赤字)	\$21,193.69	\$5,563.23	\$1,050.72	(\$1,130.19)	(\$33,428.73)	\$9,568.13	\$2,816.85
SURPLUS / (DEFICIT) B/F	承上結存	\$1,310,123.45	\$1,331,317.14	\$1,336,880.37	\$1,337,931.09	\$1,336,800.90	\$1,303,372.17	\$1,310,123.45
ACCUM.SURPLUS / (DEFICIT) C/F	累積盈餘/(赤字)	\$1,331,317.14	\$1,336,880.37	\$1,337,931.09	\$1,336,800.90	\$1,303,372.17	\$1,312,940.30	\$1,312,940.30



T.L.60 **C-642565**
HONG KONG GARDENS - BLOCK 22 豪景花園二十二座
STATEMENT OF COMPREHENSIVE INCOME 收支報告表
(FORMERLY KNOWN AS INCOME & EXPENDITURE ACCOUNT)

		Jan-23 (一月)	Feb-23 (二月)	Mar-23 (三月)	Apr-23 (四月)	May-23 (五月)	Jun-23 (六月)	1-6/2023 TOTAL總計
INCOME:	收入							
MANAGEMENT FEE RECEIVED	管理費收入	\$152,636.00	\$152,636.00	\$152,636.00	\$152,636.00	\$152,636.00	\$152,636.00	\$915,816.00
LESS: SINKING FUND	減: 儲備基金	(\$7,631.80)	(\$7,631.80)	(\$7,631.80)	(\$7,631.80)	(\$7,631.80)	(\$7,631.80)	(\$45,790.80)
LESS: PROVISION FOR BAD DEBT - M.F.	管理費壞賬撥備	\$0.00	\$0.00	\$0.00	\$0.00	\$0.00	\$0.00	\$0.00
ADD: BAD DEBT (M.F.)WRITTEN BACK	收回管理費壞賬	\$0.00	\$0.00	\$0.00	\$0.00	\$0.00	\$0.00	\$0.00
INSURANCE AND OTHER COMPENSATION	保險及其他賠償	\$0.00	\$0.00	\$0.00	\$0.00	\$0.00	\$0.00	\$0.00
LEGAL FEE RECOVERED	訴訟費收入	\$0.00	\$0.00	\$0.00	\$0.00	\$0.00	\$0.00	\$0.00
INTEREST INCOME	利息收入	\$0.00	\$0.00	\$0.00	\$0.00	\$0.00	\$0.00	\$0.00
SUNDRY INCOME	什項收入	\$0.00	\$0.00	\$0.00	\$0.00	\$0.00	\$0.00	\$0.00
		<u>\$145,004.20</u>	<u>\$145,004.20</u>	<u>\$145,004.20</u>	<u>\$145,004.20</u>	<u>\$145,004.20</u>	<u>\$145,004.20</u>	<u>\$870,025.20</u>
EXPENSES:	減: 支出							
APPORTIONMENT OF GARDENS EXPENSES	公共費用之分攤	\$57,338.85	\$71,139.25	\$66,576.41	\$67,979.43	\$98,705.84	\$62,062.20	\$423,801.98
AUDITORS REMUNERATION	核數費	\$0.00	\$0.00	\$0.00	\$0.00	\$0.00	\$0.00	\$0.00
CLEANING EXPENSES	清潔費	\$9,909.04	\$9,370.00	\$9,370.00	\$9,370.00	\$10,027.50	\$10,027.50	\$58,074.04
ELECTRICITY	電費	\$7,715.00	\$7,747.00	\$7,984.00	\$7,119.00	\$8,506.00	\$9,381.00	\$48,452.00
FESTIVAL DECORATION EXPENSES	節日裝飾	\$35.00	\$0.00	\$544.00	\$0.00	\$0.00	\$0.00	\$579.00
FURNITURE, FIXTURES & EQUIPMENT	屋苑設備	\$0.00	\$0.00	\$0.00	\$0.00	\$0.00	\$0.00	\$0.00
LEGAL FEE	訴訟費	\$0.00	\$0.00	\$0.00	\$0.00	\$0.00	\$0.00	\$0.00
MAINTENANCE, REPAIR & INSTALLATION	保養維修							
CONCRETE AND SCAFFOLDING	外牆維修及搭棚	\$0.00	\$0.00	\$9,114.00	\$0.00	\$0.00	\$0.00	\$9,114.00
DRAINAGE, ELECTRICALS & PUMPS	水電保養維修	\$1,840.00	\$48.00	\$8,520.00	\$7,006.00	\$369.82	\$454.82	\$18,238.64
SECURITY SYSTEM / SMATV. SYM	保安系統/衛星電視	\$540.00	\$540.00	\$540.00	\$540.00	\$540.00	\$540.00	\$3,240.00
FIRE FIGHTING SYSTEM	消防保養	\$0.00	\$0.00	\$0.00	\$5,700.00	\$0.00	\$0.00	\$5,700.00
LIFTS	升降機	\$8,672.73	\$8,672.73	\$8,672.73	\$8,672.73	\$8,672.73	\$8,672.73	\$52,036.38
MANAGER'S REMUNERATION 4%	管理酬金 4%	\$2,876.19	\$2,785.40	\$3,517.53	\$3,264.05	\$3,045.10	\$3,087.80	\$18,576.07
MAINTENANCE FUND 11%	維修基金 11%	\$7,909.51	\$7,659.85	\$9,673.20	\$8,976.13	\$8,374.02	\$8,491.45	\$51,084.16
PEST CONTROL	殺蟲滅鼠	\$0.00	\$0.00	\$0.00	\$0.00	\$0.00	\$0.00	\$0.00
PRINTING AND STATIONERY	印刷及廣告費	\$0.00	\$0.00	\$0.00	\$0.00	\$0.00	\$0.00	\$0.00
SECURITY GUARD SERVICE CHARGES	保安費	\$42,778.00	\$42,778.00	\$42,778.00	\$42,778.00	\$47,596.00	\$47,596.00	\$266,304.00
SUNDRY EXPENSES	什項支出	\$253.44	\$253.44	\$253.44	\$253.44	\$253.44	\$263.44	\$1,530.64
TELEPHONE	電話費	\$161.42	\$162.00	\$162.00	\$162.00	\$162.00	\$162.00	\$971.42
WATER FEE	水費	\$0.00	\$63.80	\$0.00	\$0.00	\$0.00	\$97.50	\$161.30
TOTAL EXPENSES	總支出	<u>\$140,029.18</u>	<u>\$151,219.47</u>	<u>\$167,705.31</u>	<u>\$161,820.78</u>	<u>\$186,252.45</u>	<u>\$150,836.44</u>	<u>\$957,863.63</u>
SURPLUS / (DEFICIT) FOR THE PERIOD	本期盈餘/(赤字)	\$4,975.02	(\$6,215.27)	(\$22,701.11)	(\$16,816.58)	(\$41,248.25)	(\$5,832.24)	(\$87,838.43)
CONTRIBUTION COLLECTED	已收集資	\$0.00	\$0.00	\$0.00	\$53,200.00	\$114,000.00	\$30,400.00	\$197,600.00
SURPLUS / (DEFICIT) B/F	承上結存	(\$1,252,197.98)	(\$1,247,222.96)	(\$1,253,438.23)	(\$1,276,139.34)	(\$1,239,755.92)	(\$1,167,004.17)	(\$1,252,197.98)
ACCUM.SURPLUS / (DEFICIT) C/F	累積盈餘/(赤字)	<u>(\$1,247,222.96)</u>	<u>(\$1,253,438.23)</u>	<u>(\$1,276,139.34)</u>	<u>(\$1,239,755.92)</u>	<u>(\$1,167,004.17)</u>	<u>(\$1,142,436.41)</u>	<u>(\$1,142,436.41)</u>



HONG KONG GARDENS - BLOCK 23 豪景花園二十三座
STATEMENT OF COMPREHENSIVE INCOME 收支報告表
(FORMERLY KNOWN AS INCOME & EXPENDITURE ACCOUNT)

		Jan-23 (一月)	Feb-23 (二月)	Mar-23 (三月)	Apr-23 (四月)	May-23 (五月)	Jun-23 (六月)	1-6/2023 TOTAL總計
INCOME:	收入							
MANAGEMENT FEE RECEIVED	管理費收入	\$160,020.00	\$160,020.00	\$160,020.00	\$160,020.00	\$160,020.00	\$160,020.00	\$960,120.00
LESS: SINKING FUND	減: 儲備基金	(\$8,001.00)	(\$8,001.00)	(\$8,001.00)	(\$8,001.00)	(\$8,001.00)	(\$8,001.00)	(\$48,006.00)
LESS: PROVISION FOR BAD DEBT - M.F.	管理費壞賬撥備	\$0.00	\$0.00	\$0.00	\$0.00	\$0.00	\$0.00	\$0.00
ADD: BAD DEBT (M.F.) WRITTEN BACK	收回管理費壞賬	\$0.00	\$0.00	\$0.00	\$0.00	\$0.00	\$0.00	\$0.00
INSURANCE AND OTHER COMPENSATION	保險及其他賠償	\$0.00	\$0.00	\$0.00	\$0.00	\$0.00	\$0.00	\$0.00
LEGAL FEE RECOVERED	訴訟費收入	\$0.00	\$0.00	\$0.00	\$0.00	\$0.00	\$0.00	\$0.00
INTEREST INCOME	利息收入	\$0.00	\$0.00	\$0.00	\$0.00	\$0.00	\$0.00	\$0.00
SUNDRY INCOME	什項收入	\$0.00	\$0.00	\$0.00	\$0.00	\$0.00	\$0.00	\$0.00
		<u>\$152,019.00</u>	<u>\$152,019.00</u>	<u>\$152,019.00</u>	<u>\$152,019.00</u>	<u>\$152,019.00</u>	<u>\$152,019.00</u>	<u>\$912,114.00</u>
EXPENSES:	減: 支出							
APPORTIONMENT OF GARDENS EXPENSES	公共費用之分攤	\$54,732.54	\$67,905.65	\$63,550.21	\$64,889.45	\$94,219.21	\$59,241.19	\$404,538.25
AUDITORS REMUNERATION	核數費	\$0.00	\$0.00	\$0.00	\$0.00	\$0.00	\$0.00	\$0.00
CLEANING EXPENSES	清潔費	\$9,422.20	\$9,370.00	\$9,370.00	\$9,370.00	\$10,027.50	\$10,027.50	\$57,587.20
ELECTRICITY	電費	\$7,117.00	\$7,061.00	\$6,352.00	\$6,502.00	\$7,540.00	\$9,050.00	\$43,622.00
FESTIVAL DECORATION EXPENSES	節日裝飾	\$0.00	\$0.00	\$544.00	\$0.00	\$0.00	\$0.00	\$544.00
FURNITURE, FIXTURES & EQUIPMENT	屋苑設備	\$0.00	\$0.00	\$0.00	\$0.00	\$0.00	\$0.00	\$0.00
LEGAL FEE	訴訟費	\$0.00	\$0.00	\$0.00	\$0.00	\$0.00	\$0.00	\$0.00
MAINTENANCE, REPAIR & INSTALLATION	保養維修							
CONCRETE AND SCAFFOLDING	外牆維修及搭棚	\$0.00	\$0.00	\$0.00	\$12,802.00	\$0.00	\$0.00	\$12,802.00
DRAINAGE, ELECTRICALS & PUMPS	水電保養維修	\$1,840.00	\$500.00	\$13,840.00	\$10,700.00	\$3,903.82	\$381.82	\$31,165.64
SECURITY SYSTEM / SMATV. SYM	保安系統/衛星電視	\$540.00	\$540.00	\$540.00	\$540.00	\$540.00	\$540.00	\$3,240.00
FIRE FIGHTING SYSTEM	消防保養	\$0.00	\$0.00	\$0.00	\$1,200.00	\$0.00	\$0.00	\$1,200.00
LIFTS	升降機	\$8,672.73	\$8,672.73	\$8,672.73	\$8,672.73	\$8,672.73	\$8,672.73	\$52,036.38
MANAGER'S REMUNERATION 4%	管理酬金 4%	\$2,830.93	\$2,776.63	\$3,300.03	\$3,718.75	\$3,147.36	\$3,070.93	\$18,844.63
MAINTENANCE FUND 11%	維修基金 11%	\$7,785.06	\$7,635.72	\$9,075.07	\$10,226.55	\$8,655.24	\$8,445.06	\$51,822.70
PEST CONTROL	殺蟲滅鼠	\$0.00	\$0.00	\$0.00	\$0.00	\$0.00	\$0.00	\$0.00
PRINTING AND STATIONERY	印刷及廣告費	\$0.00	\$0.00	\$0.00	\$0.00	\$0.00	\$0.00	\$0.00
SECURITY GUARD SERVICE CHARGES	保安費	\$42,778.00	\$42,778.00	\$42,778.00	\$42,778.00	\$47,596.00	\$47,596.00	\$266,304.00
SUNDRY EXPENSES	什項支出	\$241.92	\$241.92	\$241.92	\$241.92	\$241.92	\$241.92	\$1,451.52
TELEPHONE	電話費	\$161.42	\$162.00	\$162.00	\$162.00	\$162.00	\$162.00	\$971.42
WATER FEE	水費	\$0.00	\$90.00	\$0.00	\$0.00	\$0.00	\$101.30	\$191.30
TOTAL EXPENSES	總支出	<u>\$136,121.80</u>	<u>\$147,733.65</u>	<u>\$158,425.96</u>	<u>\$171,803.40</u>	<u>\$184,705.78</u>	<u>\$147,530.45</u>	<u>\$946,321.04</u>
SURPLUS / (DEFICIT) FOR THE PERIOD	本期盈餘/(赤字)	\$15,897.20	\$4,285.35	(\$6,406.96)	(\$19,784.40)	(\$32,686.78)	\$4,488.55	(\$34,207.04)
SURPLUS / (DEFICIT) B/F	承上結存	(\$1,393,655.75)	(\$1,377,758.55)	(\$1,373,473.20)	(\$1,379,880.16)	(\$1,399,664.56)	(\$1,432,351.34)	(\$1,393,655.75)
ACCUM.SURPLUS / (DEFICIT) C/F	累積盈餘/(赤字)	<u>(\$1,377,758.55)</u>	<u>(\$1,373,473.20)</u>	<u>(\$1,379,880.16)</u>	<u>(\$1,399,664.56)</u>	<u>(\$1,432,351.34)</u>	<u>(\$1,427,862.79)</u>	<u>(\$1,427,862.79)</u>



		Jan-23 (一月)	Feb-23 (二月)	Mar-23 (三月)	Apr-23 (四月)	May-23 (五月)	Jun-23 (六月)	1-6/2023 TOTAL總計
INCOME:	收入							
MANAGEMENT FEE RECEIVED	管理費收入	\$140,120.00	\$140,120.00	\$140,120.00	\$140,120.00	\$140,120.00	\$140,120.00	\$840,720.00
LESS: SINKING FUND	減：儲備基金	(\$7,006.00)	(\$7,006.00)	(\$7,006.00)	(\$7,006.00)	(\$7,006.00)	(\$7,006.00)	(\$42,036.00)
LESS: PROVISION FOR BAD DEBT - M.F.	管理費壞賬撥備	\$0.00	\$0.00	\$0.00	\$0.00	\$0.00	\$0.00	\$0.00
ADD: BAD DEBT (M.F.)WRITTEN BACK	收回管理費壞賬	\$0.00	\$0.00	\$0.00	\$0.00	\$0.00	\$0.00	\$0.00
INSURANCE AND OTHER COMPENSATION	保險及其他賠償	\$0.00	\$0.00	\$0.00	\$0.00	\$0.00	\$0.00	\$0.00
LEGAL FEE RECOVERED	訴訟費收入	\$0.00	\$0.00	\$0.00	\$0.00	\$0.00	\$0.00	\$0.00
INTEREST INCOME	利息收入	\$0.00	\$0.00	\$0.00	\$0.00	\$0.00	\$0.00	\$0.00
SUNDRY INCOME	什項收入	\$0.00	\$0.00	\$0.00	\$0.00	\$0.00	\$0.00	\$0.00
		\$133,114.00	\$133,114.00	\$133,114.00	\$133,114.00	\$133,114.00	\$133,114.00	\$798,684.00
EXPENSES:	減：支出							
APPORTIONMENT OF GARDENS EXPENSES	公共費用之分攤	\$52,126.23	\$64,672.05	\$60,524.00	\$61,799.48	\$89,732.58	\$56,420.18	\$385,274.52
AUDITORS REMUNERATION	核數費	\$0.00	\$0.00	\$0.00	\$0.00	\$0.00	\$0.00	\$0.00
CLEANING EXPENSES	清潔費	\$10,451.74	\$9,370.00	\$9,370.00	\$9,370.00	\$10,216.50	\$10,027.50	\$58,805.74
ELECTRICITY	電費	\$7,550.00	\$7,745.00	\$6,483.00	\$6,472.00	\$7,390.00	\$8,253.00	\$43,893.00
FESTIVAL DECORATION EXPENSES	節日裝飾	\$0.00	\$0.00	\$544.00	\$0.00	\$0.00	\$0.00	\$544.00
FURNITURE, FIXTURES & EQUIPMENT	屋苑設備	\$0.00	\$0.00	\$0.00	\$0.00	\$0.00	\$0.00	\$0.00
LEGAL FEE	訴訟費	\$0.00	\$0.00	\$0.00	\$0.00	\$0.00	\$0.00	\$0.00
MAINTENANCE, REPAIR & INSTALLATION	保養維修							
CONCRETE AND SCAFFOLDING	外牆維修及搭棚	\$0.00	\$0.00	\$0.00	\$2,800.00	\$2,010.00	\$3,000.00	\$7,810.00
DRAINAGE, ELECTRICALS & PUMPS	水電保養維修	\$1,855.00	\$0.00	\$1,040.00	\$1,000.00	\$241.82	\$4,066.82	\$8,203.64
SECURITY SYSTEM / SMATV. SYM	保安系統/衛星電視	\$540.00	\$540.00	\$540.00	\$1,740.00	\$540.00	\$540.00	\$4,440.00
FIRE FIGHTING SYSTEM	消防保養	\$0.00	\$0.00	\$0.00	\$1,200.00	\$0.00	\$0.00	\$1,200.00
LIFTS	升降機	\$8,672.73	\$8,672.73	\$8,672.73	\$8,672.73	\$8,672.73	\$8,672.73	\$52,036.38
MANAGER'S REMUNERATION 4%	管理酬金 4%	\$2,889.59	\$2,783.98	\$2,792.81	\$2,977.01	\$3,082.38	\$3,306.51	\$17,832.28
MAINTENANCE FUND 11%	維修基金 11%	\$7,946.39	\$7,655.95	\$7,680.21	\$8,186.76	\$8,476.54	\$9,092.91	\$49,038.76
PEST CONTROL	殺蟲滅鼠	\$0.00	\$0.00	\$0.00	\$0.00	\$0.00	\$0.00	\$0.00
PRINTING AND STATIONERY	印刷及廣告費	\$0.00	\$0.00	\$0.00	\$0.00	\$0.00	\$0.00	\$0.00
SECURITY GUARD SERVICE CHARGES	保安費	\$42,778.00	\$42,778.00	\$42,778.00	\$42,778.00	\$47,596.00	\$47,596.00	\$266,304.00
SUNDRY EXPENSES	什項支出	\$230.40	\$230.40	\$230.40	\$230.40	\$230.40	\$230.40	\$1,382.40
TELEPHONE	電話費	\$162.00	\$162.00	\$162.00	\$162.00	\$162.00	\$162.00	\$972.00
WATER FEE	水費	\$0.00	\$101.40	\$0.00	\$0.00	\$0.00	\$114.40	\$215.80
TOTAL EXPENSES	總支出	\$135,202.08	\$144,711.51	\$140,817.15	\$147,388.38	\$178,350.95	\$151,482.45	\$897,952.52
SURPLUS / (DEFICIT) FOR THE PERIOD	本期盈餘/(赤字)	(\$2,088.08)	(\$11,597.51)	(\$7,703.15)	(\$14,274.38)	(\$45,236.95)	(\$18,368.45)	(\$99,268.52)
SURPLUS / (DEFICIT) B/F	承上結存	(\$30,740.90)	(\$32,828.98)	(\$44,426.49)	(\$52,129.64)	(\$66,404.02)	(\$111,640.97)	(\$30,740.90)
ACCUM.SURPLUS / (DEFICIT) C/F	累積盈餘/(赤字)	(\$32,828.98)	(\$44,426.49)	(\$52,129.64)	(\$66,404.02)	(\$111,640.97)	(\$130,009.42)	(\$130,009.42)



HONG KONG GARDENS - BLOCK 25 豪景花園二十五座
STATEMENT OF COMPREHENSIVE INCOME 收支報告表
(FORMERLY KNOWN AS INCOME & EXPENDITURE ACCOUNT)

		Jan-23 (一月)	Feb-23 (二月)	Mar-23 (三月)	Apr-23 (四月)	May-23 (五月)	Jun-23 (六月)	1-6/2023 TOTAL總計
INCOME:	收入							
MANAGEMENT FEE RECEIVED	管理費收入	\$146,124.00	\$146,124.00	\$146,124.00	\$146,124.00	\$146,124.00	\$146,124.00	\$876,744.00
LESS: SINKING FUND	減: 儲備基金	(\$7,306.20)	(\$7,306.20)	(\$7,306.20)	(\$7,306.20)	(\$7,306.20)	(\$7,306.20)	(\$43,837.20)
LESS: PROVISION FOR BAD DEBT - M.F.	管理費壞賬撥備	\$0.00	\$0.00	\$0.00	\$0.00	\$0.00	\$0.00	\$0.00
ADD: BAD DEBT (M.F.) WRITTEN BACK	收回管理費壞賬	\$0.00	\$0.00	\$0.00	\$0.00	\$0.00	\$0.00	\$0.00
INSURANCE AND OTHER COMPENSATION	保險及其他賠償	\$0.00	\$0.00	\$0.00	\$0.00	\$0.00	\$0.00	\$0.00
LEGAL FEE RECOVERED	訴訟費收入	\$0.00	\$0.00	\$0.00	\$0.00	\$0.00	\$0.00	\$0.00
INTEREST INCOME	利息收入	\$0.00	\$0.00	\$0.00	\$0.00	\$0.00	\$0.00	\$0.00
SUNDRY INCOME	什項收入	\$0.00	\$0.00	\$0.00	\$0.00	\$0.00	\$0.00	\$0.00
		<u>\$138,817.80</u>	<u>\$138,817.80</u>	<u>\$138,817.80</u>	<u>\$138,817.80</u>	<u>\$138,817.80</u>	<u>\$138,817.80</u>	<u>\$832,906.80</u>
EXPENSES:	減: 支出							
APPORTIONMENT OF GARDENS EXPENSES	公共費用之分攤	\$57,338.85	\$71,139.25	\$66,576.41	\$67,979.43	\$98,705.84	\$62,062.20	\$423,801.98
AUDITORS REMUNERATION	核數費	\$0.00	\$0.00	\$0.00	\$0.00	\$0.00	\$0.00	\$0.00
CLEANING EXPENSES	清潔費	\$9,370.00	\$9,370.00	\$9,370.00	\$9,370.00	\$10,027.50	\$10,027.50	\$57,535.00
ELECTRICITY	電費	\$6,958.00	\$6,963.00	\$5,946.00	\$6,151.00	\$7,579.00	\$8,588.00	\$42,185.00
FESTIVAL DECORATION EXPENSES	節日裝飾	\$100.00	\$0.00	\$544.00	\$0.00	\$0.00	\$0.00	\$644.00
FURNITURE, FIXTURES & EQUIPMENT	屋苑設備	\$0.00	\$0.00	\$0.00	\$0.00	\$0.00	\$0.00	\$0.00
LEGAL FEE	訴訟費	\$0.00	\$0.00	\$0.00	\$0.00	\$0.00	\$0.00	\$0.00
MAINTENANCE, REPAIR & INSTALLATION	保養維修							
CONCRETE AND SCAFFOLDING	外牆維修及搭棚	\$0.00	\$0.00	\$0.00	\$0.00	\$0.00	\$10,850.00	\$10,850.00
DRAINAGE, ELECTRICALS & PUMPS	水電保養維修	\$1,868.00	\$88.00	\$1,085.00	\$1,000.00	\$14,810.82	\$2,796.82	\$21,648.64
SECURITY SYSTEM / SMATV. SYM	保安系統/衛星電視	\$540.00	\$540.00	\$540.00	\$540.00	\$540.00	\$540.00	\$3,240.00
FIRE FIGHTING SYSTEM	消防保養	\$0.00	\$0.00	\$0.00	\$1,200.00	\$0.00	\$0.00	\$1,200.00
LIFTS	升降機	\$8,672.73	\$8,672.73	\$8,672.73	\$8,672.73	\$8,672.73	\$8,672.73	\$52,036.38
MANAGER'S REMUNERATION 4%	管理酬金 4%	\$2,828.09	\$2,753.83	\$2,774.05	\$2,805.09	\$3,585.66	\$3,580.13	\$18,326.85
MAINTENANCE FUND 11%	維修基金 11%	\$7,777.24	\$7,573.05	\$7,628.63	\$7,713.99	\$9,860.56	\$9,845.36	\$50,398.83
PEST CONTROL	殺蟲滅鼠	\$0.00	\$0.00	\$0.00	\$0.00	\$0.00	\$0.00	\$0.00
PRINTING AND STATIONERY	印刷及廣告費	\$0.00	\$0.00	\$0.00	\$0.00	\$0.00	\$0.00	\$0.00
SECURITY GUARD SERVICE CHARGES	保安費	\$42,778.00	\$42,778.00	\$42,778.00	\$42,778.00	\$47,596.00	\$47,596.00	\$266,304.00
SUNDRY EXPENSES	什項支出	\$253.44	\$253.44	\$253.44	\$253.44	\$253.44	\$253.44	\$1,520.64
TELEPHONE	電話費	\$162.00	\$162.00	\$162.00	\$162.00	\$162.00	\$162.00	\$972.00
WATER FEE	水費	\$0.00	\$18.70	\$0.00	\$0.00	\$0.00	\$16.80	\$35.50
TOTAL EXPENSES	總支出	<u>\$138,646.35</u>	<u>\$150,312.00</u>	<u>\$146,330.26</u>	<u>\$148,625.68</u>	<u>\$201,793.55</u>	<u>\$164,990.98</u>	<u>\$950,698.82</u>
SURPLUS / (DEFICIT) FOR THE PERIOD	本期盈餘/(赤字)	\$171.45	(\$11,494.20)	(\$7,512.46)	(\$9,807.88)	(\$62,975.75)	(\$26,173.18)	(\$117,792.02)
SURPLUS / (DEFICIT) B/F	承上結存	(\$865,771.04)	(\$865,599.59)	(\$877,093.79)	(\$884,606.25)	(\$894,414.13)	(\$957,389.88)	(\$865,771.04)
ACCUM.SURPLUS / (DEFICIT) C/F	累積盈餘/(赤字)	<u>(\$865,599.59)</u>	<u>(\$877,093.79)</u>	<u>(\$884,606.25)</u>	<u>(\$894,414.13)</u>	<u>(\$957,389.88)</u>	<u>(\$983,563.06)</u>	<u>(\$983,563.06)</u>



HONG KONG GARDENS - BLOCK 26 豪景花園二十六座
STATEMENT OF COMPREHENSIVE INCOME 收支報告表
(FORMERLY KNOWN AS INCOME & EXPENDITURE ACCOUNT)

		Jan-23 (一月)	Feb-23 (二月)	Mar-23 (三月)	Apr-23 (四月)	May-23 (五月)	Jun-23 (六月)	1-6/2023 TOTAL總計
INCOME:	收入							
MANAGEMENT FEE RECEIVED	管理費收入	\$163,002.00	\$163,002.00	\$163,002.00	\$163,002.00	\$163,002.00	\$163,002.00	\$978,012.00
LESS: SINKING FUND	減：儲備基金	(\$8,150.10)	(\$8,150.10)	(\$8,150.10)	(\$8,150.10)	(\$8,150.10)	(\$8,150.10)	(\$48,900.60)
LESS: PROVISION FOR BAD DEBT - M.F.	管理費壞賬撥備	\$0.00	\$0.00	\$0.00	\$0.00	\$0.00	\$0.00	\$0.00
ADD: BAD DEBT (M.F.) WRITTEN BACK	收回管理費壞賬	\$0.00	\$0.00	\$0.00	\$0.00	\$0.00	\$0.00	\$0.00
INSURANCE AND OTHER COMPENSATION	保險及其他賠償	\$0.00	\$0.00	\$0.00	\$0.00	\$0.00	\$0.00	\$0.00
LEGAL FEE RECOVERED	訴訟費收入	\$0.00	\$0.00	\$0.00	\$0.00	\$0.00	\$0.00	\$0.00
INTEREST INCOME	利息收入	\$0.00	\$0.00	\$0.00	\$0.00	\$0.00	\$0.00	\$0.00
SUNDRY INCOME	什項收入	\$0.00	\$0.00	\$0.00	\$0.00	\$0.00	\$0.00	\$0.00
		<u>\$154,851.90</u>	<u>\$154,851.90</u>	<u>\$154,851.90</u>	<u>\$154,851.90</u>	<u>\$154,851.90</u>	<u>\$154,851.90</u>	<u>\$929,111.40</u>
EXPENSES:	減：支出							
APPORTIONMENT OF GARDENS EXPENSES	公共費用之分攤	\$54,732.54	\$67,905.65	\$63,550.21	\$64,889.45	\$94,219.21	\$59,241.19	\$404,538.25
AUDITORS REMUNERATION	核數費	\$0.00	\$0.00	\$0.00	\$0.00	\$0.00	\$0.00	\$0.00
CLEANING EXPENSES	清潔費	\$9,370.00	\$9,370.00	\$9,370.00	\$9,370.00	\$10,027.50	\$10,027.50	\$57,535.00
ELECTRICITY	電費	\$7,592.00	\$7,756.00	\$6,681.00	\$6,878.00	\$7,825.00	\$8,252.00	\$44,984.00
FESTIVAL DECORATION EXPENSES	節日裝飾	\$0.00	\$0.00	\$544.00	\$0.00	\$0.00	\$0.00	\$544.00
FURNITURE, FIXTURES & EQUIPMENT	屋苑設備	\$0.00	\$0.00	\$0.00	\$0.00	\$0.00	\$0.00	\$0.00
LEGAL FEE	訴訟費	\$0.00	\$0.00	\$0.00	\$0.00	\$0.00	\$0.00	\$0.00
MAINTENANCE, REPAIR & INSTALLATION	保養維修							
CONCRETE AND SCAFFOLDING	外牆維修及搭棚	\$0.00	\$0.00	\$0.00	\$5,800.00	\$0.00	\$0.00	\$5,800.00
DRAINAGE, ELECTRICALS & PUMPS	水電保養維修	\$1,840.00	\$0.00	\$1,070.00	\$1,000.00	\$221.80	\$2,796.82	\$6,928.62
SECURITY SYSTEM / SMATV. SYM	保安系統/衛星電視	\$540.00	\$540.00	\$540.00	\$540.00	\$1,595.00	\$540.00	\$4,295.00
FIRE FIGHTING SYSTEM	消防保養	\$0.00	\$0.00	\$0.00	\$1,200.00	\$0.00	\$0.00	\$1,200.00
LIFTS	升降機	\$8,672.70	\$8,672.70	\$8,672.70	\$8,672.70	\$8,672.70	\$8,672.70	\$52,036.20
MANAGER'S REMUNERATION 4%	管理酬金 4%	\$2,847.86	\$2,782.93	\$2,802.38	\$3,066.10	\$3,054.56	\$3,134.77	\$17,688.60
MAINTENANCE FUND 11%	維修基金 11%	\$7,831.63	\$7,653.05	\$7,706.56	\$8,431.79	\$8,400.03	\$8,620.61	\$48,643.67
PEST CONTROL	殺蟲滅鼠	\$0.00	\$0.00	\$0.00	\$0.00	\$0.00	\$0.00	\$0.00
PRINTING AND STATIONERY	印刷及廣告費	\$0.00	\$0.00	\$0.00	\$0.00	\$0.00	\$0.00	\$0.00
SECURITY GUARD SERVICE CHARGES	保安費	\$42,778.00	\$42,778.00	\$42,778.00	\$42,778.00	\$47,596.00	\$47,596.00	\$266,304.00
SUNDRY EXPENSES	什項支出	\$241.92	\$241.92	\$241.92	\$251.92	\$263.92	\$271.72	\$1,513.32
TELEPHONE	電話費	\$162.00	\$162.00	\$162.00	\$162.00	\$162.00	\$162.00	\$972.00
WATER FEE	水費	\$0.00	\$52.60	\$0.00	\$0.00	\$0.00	\$50.40	\$103.00
TOTAL EXPENSES	總支出	<u>\$136,608.65</u>	<u>\$147,914.85</u>	<u>\$144,118.77</u>	<u>\$153,039.96</u>	<u>\$182,037.72</u>	<u>\$149,365.71</u>	<u>\$913,085.66</u>
SURPLUS / (DEFICIT) FOR THE PERIOD	本期盈餘/(赤字)	\$18,243.25	\$6,937.05	\$10,733.13	\$1,811.94	(\$27,185.82)	\$5,486.19	\$16,025.74
CONTRIBUTION COLLECTED	已收集資	\$0.00	\$0.00	\$0.00	\$12,650.00	\$189,750.00	\$12,650.00	\$215,050.00
SURPLUS / (DEFICIT) B/F	承上結存	(\$1,452,612.05)	(\$1,434,368.80)	(\$1,427,431.75)	(\$1,416,698.62)	(\$1,402,236.68)	(\$1,239,672.50)	(\$1,452,612.05)
ACCUM.SURPLUS / (DEFICIT) C/F	累積盈餘/(赤字)	<u>(\$1,434,368.80)</u>	<u>(\$1,427,431.75)</u>	<u>(\$1,416,698.62)</u>	<u>(\$1,402,236.68)</u>	<u>(\$1,239,672.50)</u>	<u>(\$1,221,536.31)</u>	<u>(\$1,221,536.31)</u>



T.L.60 C-642565

HONG KONG GARDENS - BLOCK 27 豪景花園二十七座
STATEMENT OF COMPREHENSIVE INCOME 收支報告表
(FORMERLY KNOWN AS INCOME & EXPENDITURE ACCOUNT)

		Jan-23 (一月)	Feb-23 (二月)	Mar-23 (三月)	Apr-23 (四月)	May-23 (五月)	Jun-23 (六月)	1-6/2023 TOTAL總計
INCOME:	收入							
MANAGEMENT FEE RECEIVED	管理費收入	\$173,460.00	\$173,460.00	\$173,460.00	\$173,460.00	\$173,460.00	\$173,460.00	\$1,040,760.00
LESS: SINKING FUND	減: 儲備基金	(\$8,673.00)	(\$8,673.00)	(\$8,673.00)	(\$8,673.00)	(\$8,673.00)	(\$8,673.00)	(\$52,038.00)
LESS: PROVISION FOR BAD DEBT - M.F.	管理費壞賬撥備	\$0.00	\$0.00	\$0.00	\$0.00	\$0.00	\$0.00	\$0.00
ADD: BAD DEBT (M.F.) WRITTEN BACK	收回管理費壞賬	\$0.00	\$0.00	\$0.00	\$0.00	\$0.00	\$0.00	\$0.00
INSURANCE AND OTHER COMPENSATION	保險及其他賠償	\$0.00	\$0.00	\$0.00	\$0.00	\$0.00	\$0.00	\$0.00
LEGAL FEE RECOVERED	訴訟費收入	\$0.00	\$0.00	\$0.00	\$0.00	\$0.00	\$0.00	\$0.00
INTEREST INCOME	利息收入	\$0.00	\$0.00	\$0.00	\$0.00	\$0.00	\$0.00	\$0.00
SUNDRY INCOME	什項收入	\$0.00	\$0.00	\$0.00	\$0.00	\$0.00	\$0.00	\$0.00
		<u>\$164,787.00</u>	<u>\$164,787.00</u>	<u>\$164,787.00</u>	<u>\$164,787.00</u>	<u>\$164,787.00</u>	<u>\$164,787.00</u>	<u>\$988,722.00</u>
EXPENSES:	減: 支出							
APPORTIONMENT OF GARDENS EXPENSES	公共費用之分攤	\$54,732.54	\$67,905.65	\$63,550.21	\$64,889.45	\$94,219.21	\$59,241.19	\$404,538.25
AUDITORS REMUNERATION	核數費	\$0.00	\$0.00	\$0.00	\$0.00	\$0.00	\$0.00	\$0.00
CLEANING EXPENSES	清潔費	\$9,861.83	\$9,370.00	\$9,370.00	\$9,370.00	\$10,027.50	\$10,027.50	\$58,026.83
ELECTRICITY	電費	\$9,591.00	\$9,233.00	\$7,577.00	\$7,745.00	\$9,333.00	\$9,642.00	\$53,121.00
FESTIVAL DECORATION EXPENSES	節日裝飾	\$0.00	\$0.00	\$544.00	\$0.00	\$0.00	\$0.00	\$544.00
FURNITURE, FIXTURES & EQUIPMENT	屋苑設備	\$0.00	\$0.00	\$0.00	\$0.00	\$0.00	\$0.00	\$0.00
LEGAL FEE	訴訟費	\$0.00	\$0.00	\$0.00	\$0.00	\$0.00	\$0.00	\$0.00
MAINTENANCE, REPAIR & INSTALLATION	保養維修							
CONCRETE AND SCAFFOLDING	外牆維修及搭棚	\$0.00	\$0.00	\$0.00	\$0.00	\$0.00	\$0.00	\$0.00
DRAINAGE, ELECTRICALS & PUMPS	水電保養維修	\$17,468.00	\$2,000.00	\$8,290.00	\$42,300.00	\$139.00	\$99.00	\$70,296.00
SECURITY SYSTEM / SMATV. SYM	保安系統/衛星電視	\$540.00	\$540.00	\$2,040.00	\$540.00	\$540.00	\$540.00	\$4,740.00
FIRE FIGHTING SYSTEM	消防保養	\$0.00	\$0.00	\$0.00	\$1,200.00	\$0.00	\$0.00	\$1,200.00
LIFTS	升降機	\$11,500.00	\$11,500.00	\$11,500.00	\$11,500.00	\$11,500.00	\$11,500.00	\$69,000.00
MANAGER'S REMUNERATION 4%	管理酬金 4%	\$3,685.43	\$3,066.43	\$3,299.84	\$4,633.24	\$3,181.34	\$3,212.83	\$21,079.11
MAINTENANCE FUND 11%	維修基金 11%	\$10,134.93	\$8,432.69	\$9,074.55	\$12,741.40	\$8,748.68	\$8,835.28	\$57,967.53
PEST CONTROL	殺蟲滅鼠	\$0.00	\$0.00	\$0.00	\$0.00	\$0.00	\$0.00	\$0.00
PRINTING AND STATIONERY	印刷及廣告費	\$0.00	\$0.00	\$0.00	\$0.00	\$0.00	\$0.00	\$0.00
SECURITY GUARD SERVICE CHARGES	保安費	\$42,778.00	\$42,778.00	\$42,778.00	\$42,778.00	\$47,596.00	\$47,596.00	\$266,304.00
SUNDRY EXPENSES	什項支出	\$241.92	\$241.92	\$241.92	\$241.92	\$241.92	\$241.92	\$1,451.52
TELEPHONE	電話費	\$155.00	\$156.00	\$155.00	\$156.00	\$156.00	\$155.00	\$933.00
WATER FEE	水費	\$0.00	\$841.90	\$0.00	\$0.00	\$0.00	\$519.30	\$1,361.20
TOTAL EXPENSES	總支出	<u>\$160,688.65</u>	<u>\$156,065.59</u>	<u>\$158,420.52</u>	<u>\$198,095.01</u>	<u>\$185,682.65</u>	<u>\$151,610.02</u>	<u>\$1,010,562.44</u>
SURPLUS / (DEFICIT) FOR THE PERIOD	本期盈餘/(赤字)	\$4,098.35	\$8,721.41	\$6,366.48	(\$33,308.01)	(\$20,895.65)	\$13,176.98	(\$21,840.44)
SURPLUS / (DEFICIT) B/F	承上結存	\$1,032,748.08	\$1,036,846.43	\$1,045,567.84	\$1,051,934.32	\$1,018,626.31	\$997,730.66	\$1,032,748.08
ACCUM.SURPLUS / (DEFICIT) C/F	累積盈餘/(赤字)	<u>\$1,036,846.43</u>	<u>\$1,045,567.84</u>	<u>\$1,051,934.32</u>	<u>\$1,018,626.31</u>	<u>\$997,730.66</u>	<u>\$1,010,907.64</u>	<u>\$1,010,907.64</u>



T.L.60 C-642565

HONG KONG GARDENS - BLOCK 28

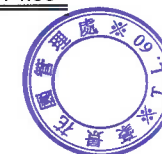
豪景花園二十八座

STATEMENT OF COMPREHENSIVE INCOME

收支報告表

(FORMERLY KNOWN AS INCOME & EXPENDITURE ACCOUNT)

		Jan-23 (一月)	Feb-23 (二月)	Mar-23 (三月)	Apr-23 (四月)	May-23 (五月)	Jun-23 (六月)	1-6/2023 TOTAL總計
INCOME:	收入							
MANAGEMENT FEE RECEIVED	管理費收入	\$165,200.00	\$165,200.00	\$165,200.00	\$165,200.00	\$165,200.00	\$165,200.00	\$991,200.00
LESS: SINKING FUND	減：儲備基金	(\$8,260.00)	(\$8,260.00)	(\$8,260.00)	(\$8,260.00)	(\$8,260.00)	(\$8,260.00)	(\$49,560.00)
LESS: PROVISION FOR BAD DEBT - M.F.	管理費壞賬撥備	\$0.00	\$0.00	\$0.00	\$0.00	\$0.00	\$0.00	\$0.00
ADD: BAD DEBT (M.F.) WRITTEN BACK	收回管理費壞賬	\$0.00	\$0.00	\$0.00	\$0.00	\$0.00	\$0.00	\$0.00
INSURANCE AND OTHER COMPENSATION	保險及其他賠償	\$0.00	\$0.00	\$0.00	\$0.00	\$0.00	\$0.00	\$0.00
LEGAL FEE RECOVERED	訴訟費收入	\$0.00	\$0.00	\$0.00	\$0.00	\$0.00	\$0.00	\$0.00
INTEREST INCOME	利息收入	\$0.00	\$0.00	\$0.00	\$0.00	\$0.00	\$0.00	\$0.00
SUNDRY INCOME	什項收入	\$0.00	\$0.00	\$0.00	\$0.00	\$0.00	\$0.00	\$0.00
		<u>\$156,940.00</u>	<u>\$156,940.00</u>	<u>\$156,940.00</u>	<u>\$156,940.00</u>	<u>\$156,940.00</u>	<u>\$156,940.00</u>	<u>\$941,640.00</u>
EXPENSES:	減：支出							
APPORTIONMENT OF GARDENS EXPENSES	公共費用之分攤	\$52,126.20	\$64,672.02	\$60,524.03	\$61,799.48	\$89,732.54	\$56,420.17	\$385,274.44
AUDITORS REMUNERATION	核數費	\$0.00	\$0.00	\$0.00	\$0.00	\$0.00	\$0.00	\$0.00
CLEANING EXPENSES	清潔費	\$9,370.00	\$9,370.00	\$9,370.00	\$9,370.00	\$10,027.50	\$10,027.50	\$57,535.00
ELECTRICITY	電費	\$7,762.00	\$8,313.00	\$7,863.00	\$8,795.00	\$10,688.00	\$11,133.00	\$54,554.00
FESTIVAL DECORATION EXPENSES	節日裝飾	\$0.00	\$0.00	\$544.00	\$0.00	\$0.00	\$0.00	\$544.00
FURNITURE, FIXTURES & EQUIPMENT	屋苑設備	\$0.00	\$0.00	\$0.00	\$0.00	\$0.00	\$0.00	\$0.00
MAINTENANCE, REPAIR & INSTALLATION	保養維修							
CONCRETE AND SCAFFOLDING	外牆維修及搭棚	\$0.00	\$0.00	\$0.00	\$0.00	\$0.00	\$0.00	\$0.00
DRAINAGE, ELECTRICALS & PUMPS	水電保養維修	\$1,840.00	\$22.00	\$6,640.00	\$1,000.00	\$15.00	\$0.00	\$9,517.00
SECURITY SYSTEM / SMATV. SYM	保安系統/衛星電視	\$540.00	\$540.00	\$2,040.00	\$540.00	\$540.00	\$540.00	\$4,740.00
FIRE FIGHTING SYSTEM	消防保養	\$0.00	\$0.00	\$0.00	\$1,200.00	\$0.00	\$0.00	\$1,200.00
LIFTS	升降機	\$11,500.00	\$11,500.00	\$11,500.00	\$11,500.00	\$11,500.00	\$11,500.00	\$69,000.00
MANAGER'S REMUNERATION 4%	管理酬金 4%	\$2,967.02	\$2,918.55	\$3,244.82	\$3,022.78	\$3,230.74	\$3,249.97	\$18,633.88
MAINTENANCE FUND 11%	維修基金 11%	\$8,159.29	\$8,026.01	\$8,923.24	\$8,312.63	\$8,884.52	\$8,937.42	\$51,243.11
SECURITY GUARD SERVICE CHARGES	保安費	\$42,778.00	\$42,778.00	\$42,778.00	\$42,778.00	\$47,596.00	\$47,596.00	\$266,304.00
PEST CONTROL	殺蟲滅鼠	\$0.00	\$0.00	\$0.00	\$0.00	\$0.00	\$0.00	\$0.00
PRINTING AND STATIONERY	印刷及廣告費	\$0.00	\$0.00	\$0.00	\$0.00	\$0.00	\$0.00	\$0.00
SUNDRY EXPENSES	什項支出	\$230.40	\$230.40	\$230.40	\$230.40	\$245.90	\$230.40	\$1,397.90
TELEPHONE	電話費	\$155.00	\$156.00	\$155.00	\$156.00	\$156.00	\$155.00	\$933.00
WATER FEE	水費	\$0.00	\$54.30	\$0.00	\$0.00	\$0.00	\$67.40	\$121.70
TOTAL EXPENSES	總支出	<u>\$137,427.91</u>	<u>\$148,580.28</u>	<u>\$153,812.49</u>	<u>\$148,704.29</u>	<u>\$182,616.20</u>	<u>\$149,856.86</u>	<u>\$920,998.03</u>
SURPLUS / (DEFICIT) FOR THE PERIOD	本期盈餘/(赤字)	\$19,512.09	\$8,359.72	\$3,127.51	\$8,235.71	(\$25,676.20)	\$7,083.14	\$20,641.97
SURPLUS / (DEFICIT) B/F	承上結存	\$691,832.33	\$711,344.42	\$719,704.14	\$722,831.65	\$731,067.36	\$705,391.16	\$691,832.33
ACCUM.SURPLUS / (DEFICIT) C/F	累積盈餘/(赤字)	<u>\$711,344.42</u>	<u>\$719,704.14</u>	<u>\$722,831.65</u>	<u>\$731,067.36</u>	<u>\$705,391.16</u>	<u>\$712,474.30</u>	<u>\$712,474.30</u>



HONG KONG GARDENS - CARPARK A 豪景花園車場 A
STATEMENT OF COMPREHENSIVE INCOME 收支報告表
(FORMERLY KNOWN AS INCOME & EXPENDITURE ACCOUNT)

		Jan-23 (一月)	Feb-23 (二月)	Mar-23 (三月)	Apr-23 (四月)	May-23 (五月)	Jun-23 (六月)	1-6/2023 TOTAL總計
INCOME:	收入							
MANAGEMENT FEE RECEIVED	管理費收入	\$135,470.00	\$135,470.00	\$135,470.00	\$135,470.00	\$135,470.00	\$135,470.00	\$812,820.00
LESS: SINKING FUND	減：儲備基金	(\$6,773.50)	(\$6,773.50)	(\$6,773.50)	(\$6,773.50)	(\$6,773.50)	(\$6,773.50)	(\$40,641.00)
LESS: PROVISION FOR BAD DEBT - M.F.	管理費壞賬撥備	\$0.00	\$0.00	\$0.00	\$0.00	\$0.00	\$0.00	\$0.00
ADD: BAD DEBT (M.F.)WRITTEN BACK	收回管理費壞賬	\$0.00	\$0.00	\$0.00	\$0.00	\$0.00	\$0.00	\$0.00
INSURANCE AND OTHER COMPENSATION	保險及其他賠償	\$0.00	\$0.00	\$0.00	\$0.00	\$0.00	\$0.00	\$0.00
LEGAL FEE RECOVERED	訴訟費收入	\$0.00	\$0.00	\$0.00	\$0.00	\$0.00	\$0.00	\$0.00
INTEREST INCOME	利息收入	\$0.00	\$0.00	\$0.00	\$0.00	\$0.00	\$0.00	\$0.00
SUNDRY INCOME	什項收入	\$5,191.95	\$6,173.31	\$6,705.38	\$5,659.02	\$6,499.72	\$6,525.91	\$36,755.29
		<u>\$133,888.45</u>	<u>\$134,869.81</u>	<u>\$135,401.88</u>	<u>\$134,355.52</u>	<u>\$135,196.22</u>	<u>\$135,222.41</u>	<u>\$808,934.29</u>
EXPENSES:	減：支出							
APPORTIONMENT OF GARDENS EXPENSES	公共費用之分攤	\$25,809.72	\$32,021.65	\$29,967.79	\$30,599.33	\$44,430.09	\$27,935.83	\$190,764.41
AUDITORS REMUNERATION	核數費	\$0.00	\$0.00	\$0.00	\$0.00	\$0.00	\$0.00	\$0.00
CARPARK EQUIPMENT	車場設備	\$0.00	\$0.00	\$0.00	\$720.55	\$2,603.31	\$2,670.60	\$5,994.46
CLEANING EXPENSES	清潔費	\$15,535.50	\$15,535.50	\$15,535.50	\$15,717.46	\$17,871.76	\$16,628.00	\$96,823.72
ELECTRICITY	電費	\$24,417.88	\$26,158.70	\$24,285.59	\$25,279.53	\$27,077.15	\$28,030.33	\$155,249.18
LEGAL FEE	訴訟費	\$0.00	\$0.00	\$0.00	\$0.00	\$0.00	\$0.00	\$0.00
MAINTENANCE, REPAIR & INSTALLATION	保養維修							
CONCRETE AND SCAFFOLDING	外牆維修及搭棚	\$0.00	\$0.00	\$0.00	\$0.00	\$112,364.00	\$9,920.00	\$122,284.00
DRAINAGE, ELECTRICALS & PUMPS	水電保養維修	\$920.00	\$0.00	\$1,208.00	\$1,390.55	\$14,215.63	\$2,724.00	\$20,458.18
SECURITY SYSTEM	保安系統	\$1,375.00	\$1,375.00	\$750.00	\$750.00	\$750.00	\$6,750.00	\$11,750.00
FIRE FIGHTING SYSTEM	消防保養	\$2,340.00	\$0.00	\$0.00	\$1,500.00	\$2,430.00	\$0.00	\$6,270.00
LIFTS	升降機	\$2,990.00	\$2,990.00	\$2,990.00	\$2,990.00	\$2,990.00	\$2,990.00	\$17,940.00
MANAGER'S REMUNERATION 4%	管理酬金 4%	\$3,089.59	\$3,055.31	\$2,991.46	\$3,123.62	\$8,505.13	\$4,100.60	\$24,865.71
MAINTENANCE FUND 11%	維修基金 11%	\$8,496.36	\$8,402.09	\$8,226.50	\$8,589.95	\$23,389.10	\$11,276.65	\$68,380.65
SECURITY GUARD SERVICE CHARGES	保安費	\$23,579.00	\$23,579.00	\$23,579.00	\$23,579.00	\$26,134.00	\$26,134.00	\$146,584.00
PEST CONTROL	殺蟲滅鼠	\$0.00	\$0.00	\$0.00	\$0.00	\$0.00	\$0.00	\$0.00
PRINTING AND STATIONERY	印刷及廣告費	\$0.00	\$0.00	\$321.53	\$46.62	\$0.00	\$0.00	\$368.15
STAFF COST ALLOCATION	人力成本調配	\$5,317.27	\$5,317.27	\$5,317.27	\$5,317.27	\$5,317.27	\$5,317.27	\$31,903.62
SUNDRY EXPENSES	什項支出	\$0.00	\$0.00	\$0.00	\$0.00	\$75.60	\$0.00	\$75.60
TELEPHONE	電話費	\$765.00	\$868.50	\$799.50	\$799.50	\$799.50	\$799.50	\$4,831.50
WATER FEE	水費	\$0.00	\$558.70	\$0.00	\$0.00	\$0.00	\$551.30	\$1,110.00
TOTAL EXPENSES	總支出	<u>\$114,635.32</u>	<u>\$119,861.72</u>	<u>\$115,972.14</u>	<u>\$120,403.38</u>	<u>\$288,952.54</u>	<u>\$145,828.08</u>	<u>\$905,653.18</u>
SURPLUS / (DEFICIT) FOR THE PERIOD	本期盈餘(赤字)	\$19,253.13	\$15,008.09	\$19,429.74	\$13,952.14	(\$153,756.32)	(\$10,605.67)	(\$96,718.89)
SURPLUS / (DEFICIT) B/F	承上結存	\$5,204,068.50	\$5,223,321.63	\$5,238,329.72	\$5,257,759.46	\$5,271,711.60	\$5,117,955.28	\$5,204,068.50
ACCUM.SURPLUS / (DEFICIT) C/F	累積盈餘(赤字)	<u>\$5,223,321.63</u>	<u>\$5,238,329.72</u>	<u>\$5,257,759.46</u>	<u>\$5,271,711.60</u>	<u>\$5,117,955.28</u>	<u>\$5,107,349.61</u>	<u>\$5,107,349.61</u>



HONG KONG GARDENS - CARPARK B 豪景花園車場 B
STATEMENT OF COMPREHENSIVE INCOME 收支報告表
(FORMERLY KNOWN AS INCOME & EXPENDITURE ACCOUNT)

		Jan-23 (一月)	Feb-23 (二月)	Mar-23 (三月)	Apr-23 (四月)	May-23 (五月)	Jun-23 (六月)	1-6/2023 TOTAL總計
INCOME:	收入							
MANAGEMENT FEE RECEIVED	管理費收入	\$108,300.00	\$108,300.00	\$108,300.00	\$108,300.00	\$108,300.00	\$108,300.00	\$649,800.00
LESS: SINKING FUND	減：儲備基金	(\$5,415.00)	(\$5,415.00)	(\$5,415.00)	(\$5,415.00)	(\$5,415.00)	(\$5,415.00)	(\$32,490.00)
LESS: PROVISION FOR BAD DEBT - M.F.	管理費壞賬撥備	\$0.00	\$0.00	\$0.00	\$0.00	\$0.00	\$0.00	\$0.00
ADD: BAD DEBT (M.F.) WRITTEN BACK	收回管理費壞賬	\$0.00	\$0.00	\$0.00	\$0.00	\$0.00	\$0.00	\$0.00
INSURANCE AND OTHER COMPENSATION	保險及其他賠償	\$0.00	\$0.00	\$0.00	\$0.00	\$3,000.00	(\$3,000.00)	\$0.00
LEGAL FEE RECOVERED	訴訟費收入	\$0.00	\$0.00	\$0.00	\$0.00	\$0.00	\$0.00	\$0.00
INTEREST INCOME	利息收入	\$0.00	\$0.00	\$0.00	\$0.00	\$0.00	\$0.00	\$0.00
SUNDRY INCOME	什項收入	\$4,150.64	\$3,656.08	\$5,201.21	\$4,084.49	\$5,676.36	\$5,057.18	\$27,825.96
		<u>\$107,035.64</u>	<u>\$106,541.08</u>	<u>\$108,086.21</u>	<u>\$106,969.49</u>	<u>\$111,561.36</u>	<u>\$104,942.18</u>	<u>\$645,135.96</u>
EXPENSES:	減：支出							
APPORTIONMENT OF GARDENS EXPENSES	公共費用之分攤	\$20,633.30	\$25,599.35	\$23,957.42	\$24,462.29	\$35,519.15	\$22,332.99	\$152,504.50
AUDITORS REMUNERATION	核數費	\$0.00	\$0.00	\$0.00	\$0.00	\$0.00	\$0.00	\$0.00
CARPARK EQUIPMENT	車場設備	\$0.00	\$0.00	\$0.00	\$576.04	\$2,081.21	\$2,134.98	\$4,792.23
CLEANING EXPENSES	清潔費	\$15,535.50	\$15,535.50	\$15,535.50	\$15,608.29	\$17,871.40	\$16,628.00	\$96,714.19
ELECTRICITY	電費	\$18,845.65	\$19,910.81	\$18,501.03	\$19,269.22	\$24,369.09	\$30,984.88	\$131,880.68
MAINTENANCE, REPAIR & INSTALLATION	保養維修							
CONCRETE AND SCAFFOLDING	外牆維修及搭棚	\$0.00	\$0.00	\$0.00	\$0.00	\$0.00	\$0.00	\$0.00
DRAINAGE, ELECTRICALS & PUMPS	水電保養維修	\$3,180.00	\$28.00	\$1,178.00	\$596.38	\$890.10	\$734.74	\$6,607.22
SECURITY SYSTEM	保安系統	\$1,375.00	\$1,375.00	\$750.00	\$2,300.00	\$750.00	\$750.00	\$7,300.00
FIRE FIGHTING SYSTEM	消防保養	\$0.00	\$0.00	\$0.00	\$1,500.00	\$0.00	\$0.00	\$1,500.00
MANAGER'S REMUNERATION 4%	管理酬金 4%	\$2,701.24	\$2,621.91	\$2,587.56	\$2,747.78	\$3,085.85	\$3,296.68	\$17,041.02
MAINTENANCE FUND 11%	維修基金 11%	\$7,428.41	\$7,210.24	\$7,115.79	\$7,556.40	\$8,486.07	\$9,065.86	\$46,862.77
SECURITY GUARD SERVICE CHARGES	保安費	\$23,579.00	\$23,579.00	\$23,579.00	\$23,579.00	\$26,134.00	\$26,134.00	\$146,584.00
PEST CONTROL	殺蟲滅鼠	\$0.00	\$0.00	\$0.00	\$0.00	\$0.00	\$0.00	\$0.00
PRINTING AND STATIONERY	印刷及廣告費	\$0.00	\$0.00	\$95.17	\$46.62	\$0.00	\$0.00	\$141.79
STAFF COST ALLOCATION	人力成本調配	\$4,250.83	\$4,250.83	\$4,250.83	\$4,250.83	\$4,250.83	\$4,250.83	\$25,504.98
SUNDRY EXPENSES	什項支出	\$0.00	\$0.00	\$0.00	\$0.00	\$0.00	\$0.00	\$0.00
TELEPHONE	電話費	\$765.00	\$868.50	\$799.50	\$799.50	\$799.50	\$799.50	\$4,831.50
WATER FEE	水費	\$0.00	\$0.00	\$0.00	\$168.70	\$0.00	\$0.00	\$168.70
TOTAL EXPENSES	總支出	<u>\$98,293.93</u>	<u>\$100,979.14</u>	<u>\$98,349.80</u>	<u>\$103,461.05</u>	<u>\$124,237.20</u>	<u>\$117,112.46</u>	<u>\$642,433.58</u>
SURPLUS / (DEFICIT) FOR THE PERIOD	本期盈餘/(赤字)	\$8,741.71	\$5,561.94	\$9,736.41	\$3,508.44	(\$12,675.84)	(\$12,170.28)	\$2,702.38
SURPLUS / (DEFICIT) B/F	承上結存	\$3,520,771.29	\$3,529,513.00	\$3,535,074.94	\$3,544,811.35	\$3,548,319.79	\$3,535,643.95	\$3,520,771.29
ACCUM.SURPLUS / (DEFICIT) C/F	累積盈餘/(赤字)	<u>\$3,529,513.00</u>	<u>\$3,535,074.94</u>	<u>\$3,544,811.35</u>	<u>\$3,548,319.79</u>	<u>\$3,535,643.95</u>	<u>\$3,523,473.67</u>	<u>\$3,523,473.67</u>



HONG KONG GARDENS - CARPARK C 豪景花園車場 C
STATEMENT OF COMPREHENSIVE INCOME 收支報告表
(FORMERLY KNOWN AS INCOME & EXPENDITURE ACCOUNT)

		Jan-23 (一月)	Feb-23 (二月)	Mar-23 (三月)	Apr-23 (四月)	May-23 (五月)	Jun-23 (六月)	1-6/2023 TOTAL總計
INCOME:	收入							
MANAGEMENT FEE RECEIVED	管理費收入	\$137,361.00	\$137,361.00	\$137,361.00	\$137,361.00	\$137,361.00	\$137,361.00	\$824,166.00
LESS: SINKING FUND	減: 儲備基金	(\$6,868.05)	(\$6,868.05)	(\$6,868.05)	(\$6,868.05)	(\$6,868.05)	(\$6,868.05)	(\$41,208.30)
LESS: PROVISION FOR BAD DEBT - M.F.	管理費壞賬撥備	\$0.00	\$0.00	\$0.00	\$0.00	\$0.00	\$0.00	\$0.00
INSURANCE AND OTHER COMPENSATION	保險及其他賠償	\$0.00	\$0.00	\$0.00	\$0.00	\$0.00	\$0.00	\$0.00
LEGAL FEE RECOVERED	訴訟費收入	\$0.00	\$0.00	\$0.00	\$0.00	\$0.00	\$0.00	\$0.00
INTEREST INCOME	利息收入	\$0.00	\$0.00	\$0.00	\$0.00	\$0.00	\$0.00	\$0.00
SUNDRY INCOME	什項收入	\$5,340.47	\$4,775.63	\$5,626.65	\$5,236.49	\$6,769.31	\$6,175.83	\$33,924.38
		<u>\$135,833.42</u>	<u>\$135,268.58</u>	<u>\$136,119.60</u>	<u>\$135,729.44</u>	<u>\$137,262.26</u>	<u>\$136,668.78</u>	<u>\$816,882.08</u>
EXPENSES:	減: 支出							
APPORTIONMENT OF GARDENS EXPENSES	公共費用之分攤	\$23,565.40	\$29,237.16	\$27,361.89	\$27,938.51	\$40,566.60	\$25,506.62	\$174,176.18
AUDITORS REMUNERATION	核數費	\$0.00	\$0.00	\$0.00	\$0.00	\$0.00	\$0.00	\$0.00
CARPARK EQUIPMENT	車場設備	\$0.00	\$0.00	\$0.00	\$657.90	\$2,376.96	\$2,438.37	\$5,473.23
CLEANING EXPENSES	清潔費	\$15,535.50	\$15,535.50	\$15,535.50	\$15,899.42	\$17,747.06	\$16,628.00	\$96,880.98
ELECTRICITY	電費	\$23,350.67	\$23,147.77	\$22,568.58	\$22,915.47	\$25,713.13	\$25,730.83	\$143,426.45
LEGAL FEE	訴訟費	\$0.00	\$0.00	\$0.00	\$0.00	\$0.00	\$0.00	\$0.00
MAINTENANCE, REPAIR & INSTALLATION	保養維修							
CONCRETE AND SCAFFOLDING	外牆維修及搭棚	\$0.00	\$0.00	\$0.00	\$0.00	\$0.00	\$0.00	\$0.00
DRAINAGE, ELECTRICALS & PUMPS	水電保養維修	\$1,032.00	\$862.00	\$1,234.00	\$610.08	\$973.10	\$252.00	\$4,963.18
SECURITY SYSTEM	保安系統	\$1,375.00	\$1,375.00	\$750.00	\$2,300.00	\$750.00	\$750.00	\$7,300.00
FIRE FIGHTING SYSTEM	消防保養	\$0.00	\$0.00	\$0.00	\$1,500.00	\$0.00	\$0.00	\$1,500.00
MANAGER'S REMUNERATION 4%	管理酬金 4%	\$2,819.68	\$3,048.91	\$2,777.21	\$2,946.09	\$3,173.95	\$3,109.10	\$17,874.94
MAINTENANCE FUND 11%	維修基金 11%	\$7,754.13	\$8,384.49	\$7,637.32	\$8,101.75	\$8,728.35	\$8,550.04	\$49,156.08
SECURITY GUARD SERVICE CHARGES	保安費	\$23,579.00	\$23,579.00	\$23,579.00	\$23,579.00	\$26,134.00	\$26,134.00	\$146,584.00
PEST CONTROL	殺蟲滅鼠	\$0.00	\$0.00	\$0.00	\$0.00	\$0.00	\$0.00	\$0.00
PRINTING AND STATIONERY	印刷及廣告費	\$0.00	\$0.00	\$108.69	\$46.62	\$0.00	\$0.00	\$155.31
STAFF COST ALLOCATION	人力成本調配	\$4,854.90	\$4,854.90	\$4,854.90	\$4,854.90	\$4,854.90	\$4,854.90	\$29,129.40
SUNDRY EXPENSES	什項支出	\$0.00	\$6,000.00	\$0.00	\$0.00	\$0.00	\$140.00	\$6,140.00
TELEPHONE	電話費	\$765.00	\$868.50	\$799.50	\$799.50	\$799.50	\$799.50	\$4,831.50
WATER FEE	水費	\$0.00	\$0.00	\$0.00	\$489.40	\$0.00	\$0.00	\$489.40
TOTAL EXPENSES	總支出	<u>\$104,631.28</u>	<u>\$116,893.23</u>	<u>\$107,206.59</u>	<u>\$112,638.64</u>	<u>\$131,817.55</u>	<u>\$114,893.36</u>	<u>\$688,080.65</u>
SURPLUS / (DEFICIT) FOR THE PERIOD	本期盈餘/(赤字)	\$31,202.14	\$18,375.35	\$28,913.01	\$23,090.80	\$5,444.71	\$21,775.42	\$128,801.43
SURPLUS / (DEFICIT) B/F	承上結存	\$2,411,586.98	\$2,442,789.12	\$2,461,164.47	\$2,490,077.48	\$2,513,168.28	\$2,518,612.99	\$2,411,586.98
ACCUM.SURPLUS / (DEFICIT) C/F	累積盈餘/(赤字)	<u>\$2,442,789.12</u>	<u>\$2,461,164.47</u>	<u>\$2,490,077.48</u>	<u>\$2,513,168.28</u>	<u>\$2,518,612.99</u>	<u>\$2,540,388.41</u>	<u>\$2,540,388.41</u>



T.L.60 **C-642565**
HONG KONG GARDENS - CARPARK D 豪景花園車場 D
STATEMENT OF COMPREHENSIVE INCOME 收支報告表
(FORMERLY KNOWN AS INCOME & EXPENDITURE ACCOUNT)

		Jan-23 (一月)	Feb-23 (二月)	Mar-23 (三月)	Apr-23 (四月)	May-23 (五月)	Jun-23 (六月)	1-6/2023 TOTAL總計
INCOME:	收入							
MANAGEMENT FEE RECEIVED	管理費收入	\$145,152.00	\$145,152.00	\$145,152.00	\$145,152.00	\$145,152.00	\$145,152.00	\$870,912.00
LESS: SINKING FUND	減：儲備基金	(\$7,257.60)	(\$7,257.60)	(\$7,257.60)	(\$7,257.60)	(\$7,257.60)	(\$7,257.60)	(\$43,545.60)
LESS: PROVISION FOR BAD DEBT - M.F.	管理費壞賬撥備	\$0.00	\$0.00	\$0.00	\$0.00	\$0.00	\$0.00	\$0.00
ADD: BAD DEBT (M.F.)WRITTEN BACK	收回管理費壞賬	\$0.00	\$0.00	\$0.00	\$0.00	\$0.00	\$0.00	\$0.00
INSURANCE AND OTHER COMPENSATION	保險及其他賠償	\$0.00	\$0.00	\$0.00	\$0.00	\$0.00	\$0.00	\$0.00
LEGAL FEE RECOVERED	訴訟費收入	\$0.00	\$0.00	\$0.00	\$0.00	\$0.00	\$0.00	\$0.00
INTEREST INCOME	利息收入	\$0.00	\$0.00	\$0.00	\$0.00	\$0.00	\$0.00	\$0.00
SUNDRY INCOME	什項收入	\$9,705.02	\$7,061.00	\$7,518.40	\$6,624.34	\$10,065.29	\$9,949.54	\$50,923.59
		\$147,599.42	\$144,955.40	\$145,412.80	\$144,518.74	\$147,959.69	\$147,843.94	\$878,289.99
EXPENSES:	減：支出							
APPORTIONMENT OF GARDENS EXPENSES	公共費用之分攤	\$32,434.10	\$40,240.39	\$37,659.38	\$38,453.01	\$55,833.61	\$35,105.89	\$239,726.38
AUDITORS REMUNERATION	核數費	\$0.00	\$0.00	\$0.00	\$0.00	\$0.00	\$0.00	\$0.00
CARPARK EQUIPMENT	車場設備	\$0.00	\$0.00	\$0.00	\$905.51	\$3,271.52	\$3,356.05	\$7,533.08
CLEANING EXPENSES	清潔費	\$15,535.50	\$15,535.50	\$15,535.50	\$15,935.81	\$19,239.14	\$16,628.00	\$98,409.45
ELECTRICITY	電費	\$22,909.04	\$21,195.37	\$21,347.37	\$21,277.22	\$23,659.44	\$23,896.52	\$134,284.96
LEGAL FEE	訴訟費	\$0.00	\$0.00	\$0.00	\$0.00	\$0.00	\$0.00	\$0.00
MAINTENANCE, REPAIR & INSTALLATION	保養維修							
CONCRETE AND SCAFFOLDING	外牆維修及搭棚	\$0.00	\$0.00	\$0.00	\$0.00	\$0.00	\$0.00	\$0.00
DRAINAGE, ELECTRICALS & PUMPS	水電保養維修	\$2,210.00	\$30.00	\$378.00	\$651.59	(\$857,044.83)	\$205.00	(\$853,570.24)
SECURITY SYSTEM	保安系統	\$1,375.00	\$1,375.00	\$750.00	\$750.00	\$28,125.00	\$6,750.00	\$39,125.00
FIRE FIGHTING SYSTEM	消防保養	\$0.00	\$0.00	\$0.00	\$1,500.00	\$0.00	\$0.00	\$1,500.00
MANAGER'S REMUNERATION 4%	管理酬金 4%	\$2,922.22	\$2,770.61	\$2,768.84	\$2,899.78	(\$29,965.37)	\$3,379.24	(\$15,224.68)
MAINTENANCE FUND 11%	維修基金 11%	\$8,036.11	\$7,619.19	\$7,614.31	\$7,974.39	(\$82,404.77)	\$9,292.92	(\$41,867.85)
SECURITY GUARD SERVICE CHARGES	保安費	\$23,579.00	\$23,579.00	\$23,579.00	\$23,579.00	\$26,134.00	\$26,134.00	\$146,584.00
PEST CONTROL	殺蟲滅鼠	\$0.00	\$0.00	\$0.00	\$0.00	\$0.00	\$0.00	\$0.00
PRINTING AND STATIONERY	印刷及廣告費	\$0.00	\$0.00	\$149.61	\$93.22	\$0.00	\$0.00	\$242.83
STAFF COST ALLOCATION	人力成本調配	\$6,682.00	\$6,682.00	\$6,682.00	\$6,682.00	\$6,682.00	\$6,682.00	\$40,092.00
SUNDRY EXPENSES	什項支出	\$0.00	\$0.00	\$0.00	\$0.00	\$0.00	\$30.00	\$30.00
TELEPHONE	電話費	\$765.00	\$868.50	\$799.50	\$799.50	\$799.50	\$799.50	\$4,831.50
WATER FEE	水費	\$0.00	\$0.00	\$0.00	\$320.60	\$0.00	\$0.00	\$320.60
TOTAL EXPENSES	總支出	\$116,447.97	\$119,895.56	\$117,263.51	\$121,821.63	(\$805,670.76)	\$132,259.12	(\$197,982.97)
SURPLUS / (DEFICIT) FOR THE PERIOD	本期盈餘/(赤字)	\$31,151.45	\$25,059.84	\$28,149.29	\$22,697.11	\$953,630.45	\$15,584.82	\$1,076,272.96
SURPLUS / (DEFICIT) B/F	承上結存	\$1,536,789.20	\$1,567,940.65	\$1,593,000.49	\$1,621,149.78	\$1,643,846.89	\$2,597,477.34	\$1,536,789.20
ACCUM.SURPLUS / (DEFICIT) C/F	累積盈餘/(赤字)	\$1,567,940.65	\$1,593,000.49	\$1,621,149.78	\$1,643,846.89	\$2,597,477.34	\$2,613,062.16	\$2,613,062.16



T.L.60 C-642565

H. K. GARDEN - COMMERCIAL COMPLEX 豪景花園 - 商場
 STATEMENT OF COMPREHENSIVE INCOME 收支報告表
 (FORMERLY KNOWN AS INCOME & EXPENDITURE ACCOUNT)

		Jan-23 (一月)	Feb-23 (二月)	Mar-23 (三月)	Apr-23 (四月)	May-23 (五月)	Jun-23 (六月)	1-6/2023 TOTAL總計
INCOME:	收入							
MANAGEMENT FEE RECEIVED	管理費收入	\$177,606.00	\$177,606.00	\$177,606.00	\$177,606.00	\$177,606.00	\$177,606.00	\$1,065,636.00
LESS: SINKING FUND	減: 儲備基金	(\$8,880.30)	(\$8,880.30)	(\$8,880.30)	(\$8,880.30)	(\$8,880.30)	(\$8,880.30)	(\$53,281.80)
TELECOM STATION INCOME	電訊台收入	\$77,470.00	\$77,470.00	\$77,470.00	\$63,500.00	\$77,470.00	\$91,440.00	\$464,820.00
LESS: PROPERTY TAX OF TELECOM	減: 電訊物業稅	\$0.00	\$0.00	\$0.00	\$0.00	\$0.00	\$0.00	\$0.00
INSURANCE AND OTHER COMPENSATION	保險及其他賠償	\$0.00	\$0.00	\$0.00	\$0.00	\$0.00	\$0.00	\$0.00
SUNDRY INCOME	什項收入	\$0.00	\$0.00	\$0.00	\$0.00	\$0.00	\$0.00	\$0.00
		\$246,195.70	\$246,195.70	\$246,195.70	\$232,225.70	\$246,195.70	\$260,165.70	\$1,477,174.20
EXPENSES:	減: 支出							
APPORTIONMENT OF GARDEN EXPENSE	公共費用之分攤	\$2,171.93	\$2,694.67	\$2,521.83	\$2,574.98	\$3,738.86	\$2,350.84	\$16,053.11
AUDITORS REMUNERATION	核數費	\$0.00	\$0.00	\$0.00	\$0.00	\$0.00	\$0.00	\$0.00
AIR CONDITION SYSTEM	冷氣系統	\$6,500.00	\$6,500.00	\$6,500.00	\$6,500.00	\$6,500.00	\$6,500.00	\$39,000.00
GOVERNMENT RENT/RATES	地租/差餉	\$7,371.00	\$0.00	\$0.00	\$7,371.00	\$0.00	\$0.00	\$14,742.00
CLEANING EXPENSES	清潔費	\$48,849.00	\$48,849.00	\$50,809.00	\$48,849.00	\$54,224.00	\$52,303.00	\$303,883.00
ELECTRICITY	電費	\$40,193.32	\$36,328.61	\$34,225.32	\$37,555.20	\$39,621.32	\$46,422.20	\$234,345.97
FESTIVAL DECORATION EXPENSES	節日裝飾	\$0.00	\$0.00	\$0.00	\$0.00	\$0.00	\$0.00	\$0.00
FURNITURE, FIXTURES & EQUIPMENT	商場設備	\$0.00	\$0.00	\$0.00	\$0.00	\$0.00	\$0.00	\$0.00
GENERATOR	發電機	\$800.00	\$800.00	\$800.00	\$800.00	\$12,800.00	\$800.00	\$16,800.00
MAINTENANCE, REPAIR & INSTALLATION	保養維修							
CONCRETE AND SCAFFOLDING	外牆維修及搭棚	\$0.00	\$0.00	\$0.00	\$0.00	\$0.00	\$0.00	\$0.00
DRAINAGE, ELECTRICALS & PUMPS	水電保養維修	\$460.00	\$220.00	\$1,714.00	\$500.00	\$28,742.00	\$5,720.00	\$37,356.00
SECURITY SYSTEM	保安系統	\$0.00	\$0.00	\$0.00	\$0.00	\$0.00	\$0.00	\$0.00
FIRE FIGHTING SYSTEM	消防保養	\$2,340.00	\$0.00	\$0.00	\$3,000.00	\$2,430.00	\$0.00	\$7,770.00
LIFTS	升降機	\$28,427.00	\$28,427.00	\$28,427.00	\$28,427.00	\$28,427.00	\$28,427.00	\$170,562.00
MANAGER'S REMUNERATION 4%	管理酬金 4%	\$7,287.25	\$6,594.92	\$7,143.70	\$8,056.83	\$9,827.81	\$8,567.52	\$47,478.03
MAINTENANCE FUND 11%	維修基金 11%	\$20,039.95	\$18,136.03	\$19,645.17	\$22,156.28	\$27,026.49	\$23,560.69	\$130,564.61
PEST CONTROL	殺蟲滅鼠	\$0.00	\$0.00	\$0.00	\$0.00	\$0.00	\$0.00	\$0.00
PRINTING AND STATIONERY	印刷及廣告費	\$0.00	\$0.00	\$0.00	\$0.00	\$0.00	\$0.00	\$0.00
SECURITY GUARD SERVICE CHARGES	保安費	\$47,158.00	\$31,654.00	\$47,158.00	\$47,158.00	\$52,268.00	\$52,268.00	\$277,664.00
STAFF COST ALLOCATION	人力成本調配	\$0.00	\$10,158.90	\$8,127.12	\$20,600.00	\$20,600.00	\$20,600.00	\$80,086.02
SUNDRY EXPENSES	什項支出	\$0.00	\$750.00	\$750.00	\$577.50	\$0.00	\$0.00	\$2,077.50
TELEPHONE	電話費	\$83.00	\$83.00	\$82.00	\$83.00	\$83.00	\$83.00	\$497.00
WATER FEE	水費	\$0.00	\$1,102.50	\$0.00	\$0.00	\$0.00	\$1,064.90	\$2,167.40
TOTAL EXPENSES	總支出	\$211,680.45	\$192,298.63	\$207,903.14	\$234,208.79	\$286,288.48	\$248,667.15	\$1,381,046.64
SURPLUS / (DEFICIT) FOR THE PERIOD	本期盈餘/(赤字)	\$34,515.25	\$53,897.07	\$38,292.56	(\$1,983.09)	(\$40,092.78)	\$11,498.55	\$96,127.56
SURPLUS / (DEFICIT) B/F	承上結存	\$1,067,402.82	\$1,101,918.07	\$1,155,815.14	\$1,194,107.70	\$1,192,124.61	\$1,152,031.83	\$1,067,402.82
ACCUM.SURPLUS / (DEFICIT) C/F	累積盈餘/(赤字)	\$1,101,918.07	\$1,155,815.14	\$1,194,107.70	\$1,192,124.61	\$1,152,031.83	\$1,163,530.38	\$1,163,530.38



T.L.60

HONG KONG GARDENS

COMMON AREA (ESTATE), BLK(1 - 28) & C.P.(A, B, C & D)

STATEMENT OF COMPREHENSIVE INCOME

(FORMERLY KNOWN AS INCOME & EXPENDITURE ACCOUNT)

C-642565

豪景花園

全苑, 第1-28座, 車場A-D

收支報告表

		Jan-23 (一月)	Feb-23 (二月)	Mar-23 (三月)	Apr-23 (四月)	May-23 (五月)	Jun-23 (六月)	1-6/2023 TOTAL總計
INCOME:	收入							
MANAGEMENT FEE RECEIVED	管理費收入	\$5,161,331.00	\$5,161,331.00	\$5,161,331.00	\$5,161,331.00	\$5,161,331.00	\$5,161,331.00	\$30,967,986.00
LESS: SINKING FUND	減: 儲備基金	(\$258,066.55)	(\$258,066.55)	(\$258,066.55)	(\$258,066.55)	(\$258,066.55)	(\$258,066.55)	(\$1,548,399.30)
TENNIS & SQUASH COURT INCOME	網球、壁球場收入	\$15,450.00	\$14,310.00	\$11,760.00	\$14,480.00	\$15,080.00	\$13,640.00	\$84,720.00
SWIMMING POOL INCOME	泳池收入	\$0.00	\$0.00	\$0.00	\$0.00	\$23,730.00	\$23,640.00	\$47,370.00
TELECOM STATION INCOME	電訊台收入	\$15,000.00	\$15,000.00	\$15,000.00	\$15,000.00	\$15,000.00	\$15,000.00	\$90,000.00
LESS: PROPERTY TAX OF TELECOM	減: 電訊物業稅	\$0.00	\$0.00	\$0.00	\$0.00	\$0.00	\$0.00	\$0.00
INSURANCE AND OTHER COMPENSATION	保險及其他賠償	\$21,093.54	\$700.00	\$0.00	\$0.00	\$3,200.00	\$6,693.21	\$31,686.75
BANK INTEREST RECEIVED	銀行利息收入	\$10,258.80	\$8,847.72	\$9,000.12	\$0.00	\$21,517.52	\$13,046.32	\$62,670.48
INTEREST RECEIVED	利息收入	\$0.00	\$0.00	\$0.00	\$0.00	\$0.00	\$0.00	\$0.00
SUNDRY INCOME	什項收入	\$41,514.33	\$41,062.92	\$46,124.59	\$37,813.23	\$47,464.48	\$49,185.43	\$263,164.98
		\$5,006,581.12	\$4,983,185.09	\$4,985,149.16	\$4,970,557.68	\$5,029,256.45	\$5,152,042.41	\$29,999,198.91
AUDITORS REMUNERATION	核數費	\$0.00	\$0.00	\$0.00	\$0.00	\$0.00	\$0.00	\$0.00
BANK CHARGES	銀行費用	\$4,820.30	\$5,002.60	\$8,049.30	\$5,259.20	\$5,086.60	\$5,076.20	\$33,294.20
CARPARK EQUIPMENT	車場設備	\$0.00	\$0.00	\$0.00	\$2,860.00	\$10,333.00	\$10,600.00	\$23,793.00
COMMITTEE'S EXPENSES	業主會開支費用	\$0.00	\$0.00	\$0.00	\$0.00	\$0.00	\$44,935.70	\$44,935.70
GOVERNMENT RENT/RATES	地租/差餉	\$1,350.00	\$0.00	\$0.00	\$1,350.00	\$0.00	\$0.00	\$2,700.00
CLEANING EXPENSES	清潔費	\$689,595.00	\$662,755.00	\$657,759.00	\$658,273.98	\$711,057.36	\$703,540.00	\$4,082,980.34
ELECTRICITY	電費	\$361,209.68	\$382,960.39	\$339,656.68	\$356,397.80	\$406,537.68	\$437,998.80	\$2,284,761.03
FESTIVAL DECORATION EXPENSES	節日裝飾	\$575.00	\$1,157.55	\$21,360.00	\$0.00	\$0.00	(\$15,282.27)	\$7,810.28
FURNITURE, FIXTURES & EQUIPMENT	屋苑設備	\$0.00	\$0.00	\$0.00	\$0.00	\$0.00	\$0.00	\$0.00
GARDENING EXPENSES	園藝種植	\$12,319.00	\$16,128.00	\$14,410.00	\$17,757.00	\$238,000.00	\$520.00	\$299,134.00
INSURANCE	保險費	\$0.00	\$0.00	\$0.00	\$0.00	\$704,689.16	\$0.00	\$704,689.16
LEGAL FEE	訴訟費	\$0.00	\$0.00	\$0.00	\$4,416.00	\$39,104.00	\$1,104.00	\$44,624.00
MAINTENANCE, REPAIR & INSTALLATION	保養維修							
CONCRETE AND SCAFFOLDING	外牆維修及搭棚	\$0.00	\$79,361.00	\$156,794.00	\$328,157.00	\$308,122.00	\$70,741.00	\$943,175.00
DRAINAGE, ELECTRICALS & PUMPS	水電保養維修	\$83,046.00	\$44,699.00	\$301,470.90	\$163,505.56	(\$710,006.70)	\$136,690.05	\$19,404.81
SECURITY SYSTEM / SMATV SYM	保安系統/衛星電視	\$21,620.00	\$21,620.00	\$23,320.00	\$74,345.00	\$64,625.00	\$31,120.00	\$236,650.00
FIRE FIGHTING SYSTEM	消防保養	\$4,740.00	\$0.00	\$0.00	\$51,000.00	\$2,430.00	\$0.00	\$58,170.00
LIFTS	升降機	\$238,270.00	\$238,270.00	\$238,270.00	\$238,270.00	\$238,270.00	\$238,270.00	\$1,429,620.00
SWIMMING POOL EXPENSES	泳池費	\$5,250.00	\$5,538.00	\$2,799.00	\$7,158.00	\$123,225.90	\$147,049.80	\$291,020.70
MANAGER'S REMUNERATION 4%	管理酬金 4%	\$169,970.78	\$187,722.23	\$187,438.96	\$199,032.73	\$215,626.63	\$190,403.33	\$1,150,194.66
MAINTENANCE FUND 11%	維修基金 11%	\$256,325.69	\$258,157.78	\$273,779.44	\$301,841.02	\$232,938.34	\$294,729.42	\$1,617,771.69
PEST CONTROL	殺蟲滅鼠	\$12,290.00	\$12,290.00	\$14,990.00	\$12,290.00	\$12,290.00	\$12,290.00	\$76,440.00
PRINTING AND STATIONERY	印刷及廣告費	\$4,183.83	\$10,563.03	\$15,903.78	\$10,102.47	\$13,370.00	\$14,046.98	\$68,170.09
RENTAL EXPENSES	管理處租金	\$43,850.00	\$42,480.00	\$42,480.00	\$45,850.00	\$42,480.00	\$42,480.00	\$259,620.00
SECURITY GUARD SERVICE CHARGES	保安費	\$2,067,137.00	\$2,056,337.00	\$2,056,337.00	\$2,056,337.00	\$2,280,593.00	\$2,280,593.00	\$12,797,334.00
SUNDRY EXPENSES	什項支出	\$24,505.10	\$44,546.31	\$50,667.20	\$74,225.21	\$32,704.00	\$26,878.03	\$253,525.85
TELEPHONE	電話費	\$11,492.00	\$11,848.34	\$11,571.00	\$11,571.00	\$11,573.00	\$11,676.00	\$69,731.34
UNIFORM	制服費	\$0.00	\$16,284.00	\$0.00	\$0.00	\$0.00	\$0.00	\$16,284.00
WAGES/SALARIES	薪金	\$634,525.50	\$616,935.62	\$706,278.20	\$839,771.32	\$843,781.75	\$206,597.15	\$3,847,889.54
MANDATORY PROVIDENT FUND	強積金	\$28,491.48	\$28,198.94	\$31,983.89	\$32,926.19	\$33,000.00	\$24,053.83	\$178,654.33
WATER FEE	水費	\$0.00	\$406,239.60	\$0.00	\$4,595.30	\$0.00	\$349,705.00	\$760,539.90
TOTAL EXPENSES	總支出	\$4,675,566.36	\$5,138,935.49	\$5,147,191.23	\$5,476,691.78	\$5,839,230.72	\$5,245,216.02	\$31,522,831.60
SURPLUS / (DEFICIT) FOR THE PERIOD	本期盈餘/(赤字)	\$331,014.76	(\$155,750.40)	(\$162,042.07)	(\$506,134.10)	(\$809,974.27)	(\$93,173.61)	(\$1,523,632.69)
APPORTIONMENT OF GARDEN EXPENSES TO COM.COMPLEX & FIRST OWNER	屋苑公眾位置費用分配 給商場及大業主	\$60,131.01	\$74,603.43	\$69,818.39	\$71,289.74	\$103,512.39	\$65,084.36	\$444,439.32
CONTRIBUTION COLLECTED	已收集資	\$15,418.00	\$9,641.00	\$5,007.00	\$132,157.00	\$545,090.00	\$86,870.00	\$794,183.00
SURPLUS / (DEFICIT) B/F	承上結存	(\$2,133,583.30)	(\$1,727,019.53)	(\$1,798,525.50)	(\$1,885,742.18)	(\$2,188,429.54)	(\$2,349,801.42)	(\$2,133,583.30)
ACCUM.SURPLUS / (DEFICIT) C/F	累積盈餘/(赤字)	(\$1,727,019.53)	(\$1,798,525.50)	(\$1,885,742.18)	(\$2,188,429.54)	(\$2,349,801.42)	(\$2,291,020.67)	(\$2,418,593.67)



HONG KONG GARDENS - ESTATE
SUPPLEMENTARY NOTES

豪景花園- 全苑
備註

C-642565

Jun-2023

1. Committee's Exp	業主會開支費用	2023年3月18號業主大會費用(點票公司,影印,投寄,.....)		\$44,935.70
--------------------	---------	------------------------------------	--	-------------

May-2023

1. Insurance	保險費	1/1/2023-31/12/2023 保險費		\$704,689.16
--------------	-----	-------------------------	--	--------------

2. Drainage, Electricals & Pumps	水電保養維修	27至28座行人路邊翻油渠蓋代工費 其他	\$16,500.00	\$18,345.00
			\$1,845.00	

3. Gardening Exp	園藝種植	全苑修樹及移除枯樹工程 11/3-2/4/2023租借夾車清理全苑枯枝	\$230,000.00	\$238,000.00
			\$8,000.00	

4. Swimming Pool Expenses	泳池費	B車場天台泳池膽石掃口代工費 5月泳池保養及救生員服務費 其他	\$49,500.00	\$123,225.90
			\$73,200.00	
			\$525.90	

Apr-2023

1. Drainage, Electricals & Pumps	水電保養維修	遊樂會桌球室更換冷氣機(連工包料) 其他	\$35,500.00	\$47,262.60
			\$11,762.60	

2. Security System / SMATV System	保安系統/衛星電視	泳池及網球場加裝16分割CCTV(DVR放CPB更亭)		\$50,925.00
-----------------------------------	-----------	-----------------------------	--	-------------

Mar-2023

1. Drainage, Electricals & Pumps	水電保養維修	撥款:保安控制室添置文件櫃及更換工作台 20座地下遊樂設施更換地墊代工費及清洗全苑公眾位置冷氣機19部 蜘蛛車入廠維修,更換摩打,起動電池,油管及分流閥 購買維修部及水電部日常工具,維修物料	\$20,000.00	\$203,865.40
			\$35,100.00	
			\$113,580.00	
			\$35,185.40	

Feb-2023

1. Drainage, Electricals & Pumps	水電保養維修	21座地下遊樂設施更換地墊工程代工費 水電部買通渠機連配件及安全鞋8對 其他	\$12,600.00	\$32,490.50
			\$15,960.00	
			\$3,930.50	

2. Uniform & Laundry	制服費用	維修及園藝部員工制服		\$16,284.00
----------------------	------	------------	--	-------------

電費		<u>由2023年1月起上調電費19.7%</u>		
----	--	---------------------------	--	--



May-2023

1. Expenditure by Maintenance Fund	動用維修基金	7至9座後山安裝圍欄工程,基金支付 9至10座公園更換地磚工程,基金支付	\$11,547.82 \$3,399.59	\$14,947.41
2. Security System / SMATV System	保安系統/衛星電視	1座更換CCTV系統及安裝鏡頭4支 其他	\$12,975.00 \$540.00	\$13,515.00

Mar-2023

1. Expenditure by Maintenance Fund	動用維修基金	遊樂會鋪設地台工程,基金支付		\$1,672.81
	電費	<u>由2023年1月起上調電費19.7%</u>		



May-2023

1. Expenditure by Maintenance Fund	動用維修基金	7至9座後山安裝圍欄工程,基金支付	\$11,547.82	
		9至10座公園更換地磚工程,基金支付	\$3,399.59	\$14,947.41
			<hr/>	

Mar-2023

1. Expenditure by Maintenance Fund	動用維修基金	遊樂會鋪設地台工程,基金支付		\$1,672.81
------------------------------------	--------	----------------	--	------------

電費 由2023年1月起上調電費19.7%



May-2023

1. Expenditure by Maintenance Fund

動用維修基金

7至9座後山安裝圍欄工程,基金支付
9至10座公園更換地磚工程,基金支付

\$11,259.12

\$3,314.60

\$14,573.72

Mar-2023

1. Expenditure by Maintenance Fund

動用維修基金

遊樂會鋪設地台工程,基金支付

\$1,630.99

電費

由2023年1月起上調電費19.7%



May-2023

1. Expenditure by Maintenance Fund	動用維修基金	7至9座後山安裝圍欄工程,基金支付 9至10座公園更換地磚工程,基金支付	\$11,259.12 \$3,314.60	\$14,573.72
------------------------------------	--------	---	---------------------------	-------------

Mar-2023

1. Expenditure by Maintenance Fund	動用維修基金	遊樂會鋪設地台工程,基金支付		\$1,630.99
2. Contribution Collected	已收集資	03/2023收到3戶@1483x1戶,@1069x1戶,@1588x1戶 (尚餘0戶未交)		\$4,140.00

Feb-2023

1. Contribution Collected	已收集資	02/2023收到5戶@1483x2戶,@1069x3戶 (尚餘3戶未交)		\$6,173.00
---------------------------	------	---------------------------------------	--	------------

Jan-2023

1. Contribution Collected	已收集資	01/2023收到7戶@1588x2戶, @1483x2戶,@1069x3戶 (尚餘8戶未交)		\$9,349.00
	電費	<u>由2023年1月起上調電費19.7%</u>		



T.L60 **C-642565**
HONG KONG GARDENS - BLOCK 5
SUPPLEMENTARY NOTES

豪景花園第五座
備註

May-2023

1. Expenditure by Maintenance Fund	動用維修基金	7至9座後山安裝圍欄工程,基金支付 9至10座公園更換地磚工程,基金支付	\$14,114.00 \$4,155.06	\$18,269.06
2. Drainage, Electricals & Pumps	水電保養維修	5座翻油公眾窗戶代工費 5座A梯走火通道安裝推Bar鎖工程 其他	\$11,000.00 \$6,700.00 \$274.00	\$17,974.00

Mar-2023

1. Expenditure by Maintenance Fund	動用維修基金	遊樂會鋪設地台工程,基金支付		\$2,044.55
	電費	<u>由2023年1月起上調電費19.7%</u>		



Jun-2023

1. Bad Debt (M.F.) Written Back	收回管理費壞賬	7/2006 -12/2022 管理費		\$127,573.00
---------------------------------	---------	---------------------	--	--------------

May-2023

1. Expenditure by Maintenance Fund	動用維修基金	7至9座後山安裝圍欄工程,基金支付	\$14,114.00	
		9至10座公園更換地磚工程,基金支付	\$4,155.06	\$18,269.06

2. Drainage, Electricals & Pumps	水電保養維修	6座翻油公眾窗戶代工費	\$11,000.00	
		6座A梯走火通道安裝推Bar鎮工程	\$6,700.00	
		其他	\$35.00	\$17,735.00

Apr-2023

1. Contribution Collected	已收集資	04/2023收到1戶 (尚餘1戶已訂契,做壞賬處理)		\$867.00
---------------------------	------	-----------------------------	--	----------

Mar-2023

1. Expenditure by Maintenance Fund	動用維修基金	遊樂會鋪設地台工程,基金支付		\$2,044.55
------------------------------------	--------	----------------	--	------------

2. Contribution Collected	已收集資	03/2023收到1戶 (尚餘2戶未交,其中1戶已訂契)		\$867.00
---------------------------	------	------------------------------	--	----------

Feb-2023

1. Contribution Collected	已收集資	02/2023收到4戶@\$867 (尚餘3戶未交)		\$3,468.00
---------------------------	------	----------------------------	--	------------

Jan-2023

1. Contribution Collected	已收集資	01/2023收到7戶@\$867 (尚餘7戶未交)		\$6,069.00
---------------------------	------	----------------------------	--	------------

電費		由2023年1月起上調電費19.7%		
----	--	--------------------	--	--



May-2023

1. Expenditure by Maintenance Fund	動用維修基金	7至9座後山安裝圍欄工程,基金支付	\$19,053.90	
		9至10座公園更換地磚工程,基金支付	\$5,609.32	\$24,663.22
			<hr/>	

Mar-2023

1. Expenditure by Maintenance Fund	動用維修基金	遊樂會鋪設地台工程,基金支付		\$2,760.14
------------------------------------	--------	----------------	--	------------

電費
由2023年1月起上調電費19.7%



May-2023

1. Expenditure by Maintenance Fund	動用維修基金	7至9座後山安裝圍欄工程,基金支付	\$19,053.90	
		9至10座公園更換地磚工程,基金支付	\$5,609.32	\$24,663.22
			<hr/>	

Mar-2023

1. Expenditure by Maintenance Fund	動用維修基金	遊樂會鋪設地台工程,基金支付		\$2,760.14
------------------------------------	--------	----------------	--	------------

電費 由2023年1月起上調電費19.7%



Jun-2023

1. Contribution Collected	已收集資	06/2023收到9戶 (尚餘60戶未交)		\$43,820.00
---------------------------	------	-----------------------	--	-------------

May-2023

1. Expenditure by Sinking Fund	動用儲備基金	7至9座後山安裝圍欄工程,基金支付	\$19,053.90	
		9至10座公園更換地磚工程,基金支付	\$5,609.32	\$24,663.22

2. Contribution Collected	已收集資	05/2023收到49戶 (尚餘69戶未交)		\$241,340.00
---------------------------	------	------------------------	--	--------------

Apr-2023

1. Contribution Collected	已收集資	04/2023收到14戶 (尚餘118戶未交)		\$65,440.00
---------------------------	------	-------------------------	--	-------------

Mar-2023

1. Expenditure by Sinking Fund	動用儲備基金	遊樂會鋪設地台工程,基金支付		\$2,760.14
--------------------------------	--------	----------------	--	------------

電費		<u>由2023年1月起上調電費19.7%</u>		
----	--	---------------------------	--	--



May-2023

1. Expenditure by Maintenance Fund	動用維修基金	7至9座後山安裝圍欄工程,基金支付	\$19,053.90	
		9至10座公園更換地磚工程,基金支付	\$5,609.32	\$24,663.22
			<hr/>	

Mar-2023

1. Expenditure by Maintenance Fund	動用維修基金	遊樂會鋪設地台工程,基金支付		\$2,760.14
------------------------------------	--------	----------------	--	------------

電費 由2023年1月起上調電費19.7%



T.L.60 **C-642565**
HONG KONG GARDENS - BLOCK 11
SUPPLEMENTARY NOTES

豪景花園第十一座
備註

May-2023

1. Expenditure by Maintenance Fund	動用維修基金	7至9座後山安裝圍欄工程,基金支付	\$19,053.90	
		9至10座公園更換地磚工程,基金支付	\$5,609.32	\$24,663.22

Mar-2023

1. Expenditure by Maintenance Fund	動用維修基金	遊樂會鋪設地台工程,基金支付		\$2,760.14
------------------------------------	--------	----------------	--	------------

電費
由2023年1月起上調電費19.7%



May-2023

1. Expenditure by Maintenance Fund	動用維修基金	7至9座後山安裝圍欄工程,基金支付	\$19,053.90	
		9至10座公園更換地磚工程,基金支付	\$5,609.32	\$24,663.22

Mar-2023

1. Expenditure by Maintenance Fund	動用維修基金	遊樂會鋪設地台工程,基金支付		\$2,760.14
------------------------------------	--------	----------------	--	------------

電費 由2023年1月起上調電費19.7%



May-2023

1. Expenditure by Maintenance Fund	動用維修基金	7至9座後山安裝圍欄工程,基金支付	\$8,083.47	
		9至10座公園更換地磚工程,基金支付	\$2,379.71	\$10,463.18

Mar-2023

1. Expenditure by Maintenance Fund	動用維修基金	遊樂會鋪設地台工程,基金支付		\$1,170.97
------------------------------------	--------	----------------	--	------------

電費 由2023年1月起上調電費19.7%



May-2023

1. Expenditure by Maintenance Fund	動用維修基金	7至9座後山安裝圍欄工程,基金支付	\$8,083.47	\$10,463.18
		9至10座公園更換地磚工程,基金支付	\$2,379.71	

Mar-2023

1. Expenditure by Maintenance Fund	動用維修基金	遊樂會鋪設地台工程,基金支付		\$1,170.97
	電費	<u>由2023年1月起上調電費19.7%</u>		



May-2023

1. Expenditure by Maintenance Fund	動用維修基金	7至9座後山安裝圍欄工程,基金支付	\$7,891.01	
		9至10座公園更換地磚工程,基金支付	\$2,323.05	\$10,214.06
			<hr/>	

Mar-2023

1. Expenditure by Maintenance Fund	動用維修基金	遊樂會鋪設地台工程,基金支付		\$1,143.09
------------------------------------	--------	----------------	--	------------

電費
由2023年1月起上調電費19.7%



May-2023

1. Expenditure by Maintenance Fund	動用維修基金	7至9座後山安裝圍欄工程,基金支付	\$15,814.09	
		9至10座公園更換地磚工程,基金支付	\$4,655.55	
		調整-16座地下外圍新做隔氣,新加裝井及接駁廚房污水喉	\$44,500.00	\$64,969.64
			<hr/>	
2. Drainage, Electricals & Pumps	水電保養維修	16座地下外圍新做隔氣,新加裝井及接駁廚房污水喉,由水電維修轉基金支付	(\$44,500.00)	
		16座後門走火通道安裝推Bar鎖工程	\$6,500.00	
		其他	\$228.82	(\$37,771.18)
			<hr/>	

Mar-2023

1. Expenditure by Maintenance Fund	動用維修基金	遊樂會鋪設地台工程,基金支付		\$2,290.83
	電費	<u>由2023年1月起上調電費19.7%</u>		



C-642565

T.L.60

HONG KONG GARDENS - BLOCK 17
SUPPLEMENTARY NOTES

豪景花園 第十七座
備註

May-2023

1. Expenditure by Maintenance Fund	動用維修基金	7至9座後山安裝圍欄工程,基金支付	\$15,814.09	
		9至10座公園更換地磚工程,基金支付	\$4,655.55	\$20,469.64

Mar-2023

1. Expenditure by Maintenance Fund	動用維修基金	遊樂會鋪設地台工程,基金支付		\$2,290.83
	電費	<u>由2023年1月起上調電費19.7%</u>		



T.L.60 **C-642565**

HONG KONG GARDENS - BLOCK 18
SUPPLEMENTARY NOTES

豪景花園 第十八座
備註

May-2023

1. Expenditure by Maintenance Fund	動用維修基金	7至9座後山安裝圍欄工程,基金支付 9至10座公園更換地磚工程,基金支付	\$15,814.09 \$4,655.55	\$20,469.64
------------------------------------	--------	---	---------------------------	-------------

Mar-2023

1. Expenditure by Maintenance Fund	動用維修基金	遊樂會鋪設地台工程,基金支付		\$2,290.83
------------------------------------	--------	----------------	--	------------

電費 由2023年1月起上調電費19.7%



May-2023

1. Expenditure by Maintenance Fund	動用維修基金	7至9座後山安裝圍欄工程,基金支付 9至10座公園更換地磚工程,基金支付	\$15,814.09 \$4,655.55	\$20,469.64
2. Legal Fee	訴訟費	飼養狗隻違反公契申請禁制令		\$38,000.00

Mar-2023

1. Expenditure by Maintenance Fund	動用維修基金	遊樂會鋪設地台工程,基金支付		\$2,290.83
	電費	<u>由2023年1月起上調電費19.7%</u>		



May-2023

1. Expenditure by Maintenance Fund	動用維修基金	7至9座後山安裝圍欄工程,基金支付	\$15,814.09	
		9至10座公園更換地磚工程,基金支付	\$4,655.55	\$20,469.64

Mar-2023

1. Expenditure by Maintenance Fund	動用維修基金	遊樂會鋪設地台工程,基金支付		\$2,290.83
------------------------------------	--------	----------------	--	------------

電費
由2023年1月起上調電費19.7%



T.L.60 **C-642565**

HONG KONG GARDENS - BLOCK 21
SUPPLEMENTARY NOTES

豪景花園 第二十一座
備註

May-2023

1. Expenditure by Maintenance Fund

動用維修基金

7至9座後山安裝圍欄工程,基金支付
9至10座公園更換地磚工程,基金支付

\$15,814.09

\$4,655.55

\$20,469.64

Mar-2023

1. Expenditure by Maintenance Fund

動用維修基金

遊樂會鋪設地台工程,基金支付

\$2,290.83

電費

由2023年1月起上調電費19.7%



Jun-2023

1. Contribution Collected	已收集資	06/2023收到4戶 (尚餘18戶未交)		\$30,400.00
---------------------------	------	-----------------------	--	-------------

May-2023

1. Expenditure by Maintenance Fund	動用維修基金	7至9座後山安裝圍欄工程,基金支付	\$12,702.60	
		9至10座公園更換地磚工程,基金支付	\$3,739.55	\$16,442.15

2. Contribution Collected	已收集資	05/2023收到15戶@\$7,600 (尚餘22戶未交)		\$114,000.00
---------------------------	------	--------------------------------	--	--------------

Apr-2023

1. Contribution Collected	已收集資	04/2023收到7戶@\$7,600 (尚餘37戶未交)		\$53,200.00
---------------------------	------	-------------------------------	--	-------------

Mar-2023

1. Expenditure by Maintenance Fund	動用維修基金	遊樂會鋪設地台工程,基金支付		\$1,840.10
------------------------------------	--------	----------------	--	------------

電費		<u>由2023年1月起上調電費19.7%</u>		
----	--	---------------------------	--	--



May-2023

1. Expenditure by Maintenance Fund	動用維修基金	7至9座後山安裝圍欄工程,基金支付 9至10座公園更換地磚工程,基金支付	\$12,125.21 \$3,569.57	\$15,694.78
------------------------------------	--------	---	---------------------------	-------------

Mar-2023

1. Expenditure by Maintenance Fund	動用維修基金	遊樂會鋪設地台工程,基金支付		\$1,756.46
------------------------------------	--------	----------------	--	------------

電費
由2023年1月起上調電費19.7%



May-2023

1. Expenditure by Maintenance Fund	動用維修基金	7至9座後山安裝圍欄工程,基金支付	\$11,547.82	
		9至10座公園更換地磚工程,基金支付	\$3,399.59	\$14,947.41
			<hr/>	

Mar-2023

1. Expenditure by Maintenance Fund	動用維修基金	遊樂會鋪設地台工程,基金支付		\$1,672.81
------------------------------------	--------	----------------	--	------------

電費 由2023年1月起上調電費19.7%



May-2023

1. Expenditure by Maintenance Fund	動用維修基金	7至9座後山安裝圍欄工程,基金支付 9至10座公園更換地磚工程,基金支付	\$12,702.60 \$3,739.55	\$16,442.15
2. Drainage, Electricals & Pumps	水電保養維修	25座正門右邊玻璃門換地較及上軸 其他	\$14,500.00 \$310.82	\$14,810.82

Mar-2023

1. Expenditure by Maintenance Fund	動用維修基金	遊樂會鋪設地台工程,基金支付		\$1,840.10
------------------------------------	--------	----------------	--	------------

Feb-2023

1. Expenditure by Maintenance Fund	動用維修基金	爆水喉引致1號升降機7/3/19水浸損壞-(1/2/23第5次常會決定) 調整爆水喉引致1號升降機7/3/19水浸損壞\$312,480 (收保險賠償)+ \$78,120(25座支付)=\$390,600	\$78,120.00 (\$390,600.00)	(\$312,480.00)
------------------------------------	--------	---	-------------------------------	----------------

電費 由2023年1月起上調電費19.7%



Jun-2023

1. Contribution Collected	已收集資	06/2023收到1戶@\$12,650 (尚餘25戶未交)		\$12,650.00
---------------------------	------	--------------------------------	--	-------------

May-2023

1. Expenditure by Maintenance Fund	動用維修基金	7至9座後山安裝圍欄工程,基金支付	\$12,125.21	
		9至10座公園更換地磚工程,基金支付	\$3,569.57	\$15,694.78

2. Contribution Collected	已收集資	05/2023收到15戶@\$12,650 (尚餘26戶未交)		\$189,750.00
---------------------------	------	---------------------------------	--	--------------

Apr-2023

1. Contribution Collected	已收集資	04/2023收到1戶@\$12,650 (尚餘41戶未交)		\$12,650.00
---------------------------	------	--------------------------------	--	-------------

Mar-2023

1. Expenditure by Maintenance Fund	動用維修基金	遊樂會鋪設地台工程,基金支付		\$1,756.46
------------------------------------	--------	----------------	--	------------

電費	由2023年1月起上調電費19.7%			
----	--------------------	--	--	--



C-642565

T.L.60

HONG KONG GARDENS - BLOCK 27
SUPPLEMENTARY NOTES豪景花園 第二十七座
備註May-2023

1. Expenditure by Maintenance Fund	動用維修基金	7至9座後山安裝圍欄工程,基金支付 9至10座公園更換地磚工程,基金支付	\$12,125.21 \$3,569.57	\$15,694.78
------------------------------------	--------	---	---------------------------	-------------

Apr-2023

1. Drainage, Electricals & Pumps	水電保養維修	27座地下泵房更換食水泵2台及代工費 11/04-20/04/2023 清洗全苑食水缸	\$41,300.00 \$1,000.00	\$42,300.00
----------------------------------	--------	--	---------------------------	-------------

Mar-2023

1. Expenditure by Maintenance Fund	動用維修基金	遊樂會鋪設地台工程,基金支付		\$1,756.46
------------------------------------	--------	----------------	--	------------

Jan-2023

1. Drainage, Electricals & Pumps	水電保養維修	27座地下泵房更換食水泵配件 3-12/01/2023 清洗全苑食水缸及沖廁缸	\$15,628.00 \$1,840.00	\$17,468.00
	電費	<u>由2023年1月起上調電費19.7%</u>		



May-2023

1. Expenditure by Maintenance Fund	動用維修基金	7至9座後山安裝圍欄工程,基金支付 9至10座公園更換地磚工程,基金支付	\$11,547.82 \$3,399.59	\$14,947.41
------------------------------------	--------	---	---------------------------	-------------

Mar-2023

1. Expenditure by Maintenance Fund	動用維修基金	遊樂會鋪設地台工程,基金支付		\$1,672.81
------------------------------------	--------	----------------	--	------------

電費
由2023年1月起上調電費19.7%



May-2023

1. Expenditure by Maintenance Fund	動用維修基金	7至9座後山安裝圍欄工程,基金支付 9至10座公園更換地磚工程,基金支付	\$5,717.77 \$1,683.27	\$7,401.04
2. Concrete & Scaffolding	外牆維修及搭棚	A車場1樓近小巴士站及向5座天台維修外牆紙皮石工程		\$112,364.00
3. Drainage, Electricals & Pumps	水電保養維修	A車場翻油公眾窗戶代工費 其他	\$13,200.00 \$1,015.63	\$14,215.63

Mar-2023

1. Expenditure by Maintenance Fund	動用維修基金	遊樂會鋪設地台工程,基金支付		\$828.28
	電費	<u>由2023年1月起上調電費19.7%</u>		



May-2023

1. Expenditure by Maintenance Fund	動用維修基金	7至9座後山安裝圍欄工程,基金支付	\$4,571.01	
		9至10座公園更換地磚工程,基金支付	\$1,345.67	\$5,916.68

Mar-2023

1. Expenditure by Maintenance Fund	動用維修基金	遊樂會鋪設地台工程,基金支付		\$662.16
------------------------------------	--------	----------------	--	----------

電費 由2023年1月起上調電費19.7%



May-2023

1. Expenditure by Maintenance Fund	動用維修基金	7至9座後山安裝圍欄工程,基金支付	\$5,220.57	
		9至10座公園更換地磚工程,基金支付	\$1,536.90	\$6,757.47
			<hr/>	

Mar-2023

1. Expenditure by Maintenance Fund	動用維修基金	遊樂會鋪設地台工程,基金支付	\$756.25	
		C車場地下車道及上斜車路邊車位牆身打針工程,基金支付	\$35,000.00	\$35,756.25
			<hr/>	
	電費	<u>由2023年1月起上調電費19.7%</u>		



C-642565

T.L.60

HONG KONG GARDENS - CARPARK D
SUPPLEMENTARY NOTES豪景花園車場 D
備註May-2023

1. Expenditure by Maintenance Fund	動用維修基金	7至9座後山安裝圍欄工程,基金支付 9至10座公園更換地磚工程,基金支付 調整-D1181車位對出挖掘開井探土工程 調整-D1171至186車位改善滲漏工程	\$7,185.25 \$2,115.33 \$76,000.00 <u>\$782,000.00</u>	\$867,300.58
2. Drainage, Electricals & Pumps	水電保養維修	調整D1171至186車位改善滲漏工程,由水電維修轉基金支付 調整D1181車位對出挖掘開井探土工程,由水電維修轉基金支付 其他	(\$782,000.00) (\$76,000.00) <u>\$955.17</u>	(\$857,044.83)
3. Security System	保安系統	D車場CCTV重新放線及加裝新鏡4支 其他	\$25,825.00 <u>\$2,300.00</u>	\$28,125.00

Mar-2023

1. Expenditure by Maintenance Fund	動用維修基金	遊樂會鋪設地台工程,基金支付		\$1,040.86
	電費	<u>由2023年1月起上調電費19.7%</u>		



T.L.60 **C-642565**

H. K. GARDEN - COMMERCIAL COMPLEX 豪景花園 - 商場
SUPPLEMENTARY NOTES 備註

May-2023

1. Expenditure by Maintenance Fund	動用維修基金	7至9座後山安裝圍欄工程,基金支付 9至10座公園更換地磚工程,基金支付	\$481.16 \$141.65	\$622.81
2. Drainage, Electricals & Pumps	水電保養維修	商場垃圾站對上兩水渠漏水緊急維修工程 商場LG走廊緊急臨時保護棚架工程 其他	\$18,200.00 \$10,500.00 \$42.00	\$28,742.00
3. Generator	發電機	商場後備發電機更換自動穩壓器工程 05/2023 商場後備發電機保養	\$12,000.00 \$800.00	\$12,800.00

Mar-2023

1. Expenditure by Maintenance Fund	動用維修基金	遊樂會鋪設地台工程,基金支付		\$69.70
	電費	<u>由2023年1月起上調電費19.7%</u>		



APPORTIONMENT OF GARDENS EXPENSES 公共費用之分攤			Jan-23 (一月)	Feb-23 (二月)	Mar-23 (三月)	Apr-23 (四月)	May-23 (五月)	Jun-23 (六月)	1-6/2023 TOTAL總計
BLK 1	1440 SHARES	第一座	(\$52,126.23)	(\$64,672.05)	(\$60,524.00)	(\$61,799.48)	(\$89,732.58)	(\$56,420.18)	(\$385,274.52)
BLK 2	1440 SHARES	第二座	(\$52,126.23)	(\$64,672.05)	(\$60,524.00)	(\$61,799.48)	(\$89,732.58)	(\$56,420.18)	(\$385,274.52)
BLK 3	1404 SHARES	第三座	(\$50,823.07)	(\$63,055.25)	(\$59,010.90)	(\$60,254.49)	(\$87,489.27)	(\$55,009.68)	(\$375,642.66)
BLK 4	1404 SHARES	第四座	(\$50,823.07)	(\$63,055.25)	(\$59,010.90)	(\$60,254.49)	(\$87,489.27)	(\$55,009.68)	(\$375,642.66)
BLK 5	1760 SHARES	第五座	(\$63,709.83)	(\$79,043.61)	(\$73,973.78)	(\$75,532.70)	(\$109,673.16)	(\$68,958.00)	(\$470,891.08)
BLK 6	1760 SHARES	第六座	(\$63,709.83)	(\$79,043.61)	(\$73,973.78)	(\$75,532.70)	(\$109,673.16)	(\$68,958.00)	(\$470,891.08)
BLK 7	2376 SHARES	第七座	(\$86,008.27)	(\$106,708.88)	(\$99,864.61)	(\$101,969.14)	(\$148,058.76)	(\$93,093.30)	(\$635,702.96)
BLK 8	2376 SHARES	第八座	(\$86,008.27)	(\$106,708.88)	(\$99,864.61)	(\$101,969.14)	(\$148,058.76)	(\$93,093.30)	(\$635,702.96)
BLK 9	2376 SHARES	第九座	(\$86,008.27)	(\$106,708.88)	(\$99,864.61)	(\$101,969.14)	(\$148,058.76)	(\$93,093.30)	(\$635,702.96)
BLK 10	2376 SHARES	第十座	(\$86,008.27)	(\$106,708.88)	(\$99,864.61)	(\$101,969.14)	(\$148,058.76)	(\$93,093.30)	(\$635,702.96)
BLK 11	2376 SHARES	第十一座	(\$86,008.27)	(\$106,708.88)	(\$99,864.61)	(\$101,969.14)	(\$148,058.76)	(\$93,093.30)	(\$635,702.96)
BLK 12	2376 SHARES	第十二座	(\$86,008.27)	(\$106,708.88)	(\$99,864.61)	(\$101,969.14)	(\$148,058.76)	(\$93,093.30)	(\$635,702.96)
BLK 13	1008 SHARES	第十三座	(\$36,488.36)	(\$45,270.43)	(\$42,366.80)	(\$43,259.64)	(\$62,812.81)	(\$39,494.13)	(\$269,692.17)
BLK 14	1008 SHARES	第十四座	(\$36,488.36)	(\$45,270.43)	(\$42,366.80)	(\$43,259.64)	(\$62,812.81)	(\$39,494.13)	(\$269,692.17)
BLK 15	984 SHARES	第十五座	(\$35,619.59)	(\$44,192.57)	(\$41,358.07)	(\$42,229.64)	(\$61,317.26)	(\$38,553.79)	(\$263,270.92)
BLK 16	1972 SHARES	第十六座	(\$71,383.97)	(\$88,564.78)	(\$82,884.26)	(\$84,630.95)	(\$122,883.79)	(\$77,264.31)	(\$527,612.06)
BLK 17	1972 SHARES	第十七座	(\$71,383.97)	(\$88,564.78)	(\$82,884.26)	(\$84,630.95)	(\$122,883.79)	(\$77,264.31)	(\$527,612.06)
BLK 18	1972 SHARES	第十八座	(\$71,383.97)	(\$88,564.78)	(\$82,884.26)	(\$84,630.95)	(\$122,883.79)	(\$77,264.31)	(\$527,612.06)
BLK 19	1972 SHARES	第十九座	(\$71,383.97)	(\$88,564.78)	(\$82,884.26)	(\$84,630.95)	(\$122,883.79)	(\$77,264.31)	(\$527,612.06)
BLK 20	1972 SHARES	第二十座	(\$71,383.97)	(\$88,564.78)	(\$82,884.26)	(\$84,630.95)	(\$122,883.79)	(\$77,264.31)	(\$527,612.06)
BLK 21	1972 SHARES	第二十一座	(\$71,383.97)	(\$88,564.78)	(\$82,884.26)	(\$84,630.95)	(\$122,883.79)	(\$77,264.31)	(\$527,612.06)
BLK 22	1584 SHARES	第二十二座	(\$57,338.85)	(\$71,139.25)	(\$66,576.41)	(\$67,979.43)	(\$98,705.84)	(\$62,062.20)	(\$423,801.98)
BLK 23	1512 SHARES	第二十三座	(\$54,732.54)	(\$67,905.65)	(\$63,550.21)	(\$64,889.45)	(\$94,219.21)	(\$59,241.19)	(\$404,538.25)
BLK 24	1440 SHARES	第二十四座	(\$52,126.23)	(\$64,672.05)	(\$60,524.00)	(\$61,799.48)	(\$89,732.58)	(\$56,420.18)	(\$385,274.52)
BLK 25	1584 SHARES	第二十五座	(\$57,338.85)	(\$71,139.25)	(\$66,576.41)	(\$67,979.43)	(\$98,705.84)	(\$62,062.20)	(\$423,801.98)
BLK 26	1512 SHARES	第二十六座	(\$54,732.54)	(\$67,905.65)	(\$63,550.21)	(\$64,889.45)	(\$94,219.21)	(\$59,241.19)	(\$404,538.25)
BLK 27	1512 SHARES	第二十七座	(\$54,732.54)	(\$67,905.65)	(\$63,550.21)	(\$64,889.45)	(\$94,219.21)	(\$59,241.19)	(\$404,538.25)
BLK 28	1440 SHARES	第二十八座	(\$52,126.20)	(\$64,672.02)	(\$60,524.03)	(\$61,799.48)	(\$89,732.54)	(\$56,420.17)	(\$385,274.44)
CARPARK A	713 SHARES	車場A	(\$25,809.72)	(\$32,021.65)	(\$29,967.79)	(\$30,599.33)	(\$44,430.09)	(\$27,935.83)	(\$190,764.41)
CARPARK B	570 SHARES	車場B	(\$20,633.30)	(\$25,599.35)	(\$23,957.42)	(\$24,462.29)	(\$35,519.15)	(\$22,332.99)	(\$152,504.50)
CARPARK C	651 SHARES	車場C	(\$23,565.40)	(\$29,237.16)	(\$27,361.89)	(\$27,938.51)	(\$40,566.60)	(\$25,506.62)	(\$174,176.18)
CARPARK D	896 SHARES	車場D	(\$32,434.10)	(\$40,240.39)	(\$37,659.38)	(\$38,453.01)	(\$55,833.61)	(\$35,105.89)	(\$239,726.38)
COMMERCIAL COMPLEX	60 SHARES	商場部份	(\$2,171.93)	(\$2,694.67)	(\$2,521.83)	(\$2,574.98)	(\$3,738.86)	(\$2,350.84)	(\$16,053.11)
FIRST OWNER	3 %	大業主	(\$57,959.08)	(\$71,908.76)	(\$67,296.56)	(\$68,714.76)	(\$99,773.53)	(\$62,733.52)	(\$428,386.21)
			(\$1,931,969.29)	(\$2,396,958.71)	(\$2,243,218.60)	(\$2,290,491.85)	(\$3,325,784.47)	(\$2,091,117.44)	(\$14,279,540.36)

SHARES OF CONTRIBUTION:

51,770 51,770 51,770 51,770 51,770 51,770 51,770

C-642565

